Entergy

Entergy Services, Inc.
639 Loyola Avenue (70113)
P.O. Box 61000
New Orleans, LA 70161-1000
Tel 504 576 3101
Fax 504 576 5579

Edward R. Wicker, Jr.
Senior Counsel
Legal Services - Regulatory

November 3, 2014

2014 NOV -5 AM 9:43
LA PUBLIC SERVICE COMMISSION

Via UPS Overnight Delivery
Ms. Terri Lemoine Bordelon
Records and Recording Division
Louisiana Public Service Commission
Galvez Building, 12th Floor
602 North Fifth Street
Baton Rouge, Louisiana 70802

Re: 2015 Integrated Resource Planning ("IRP") Process for Entergy Louisiana, LLC and Entergy Gulf States Louisiana, L.L.C. Pursuant to the General Order Dated April 20, 2012
LPSC Docket No. I-33014

Dear Ms. Bordelon:

On behalf of Entergy Louisiana, LLC and Entergy Gulf States Louisiana, L.L.C. (collectively, the "Companies"), enclosed please find the following documents pertaining to the 2015 IRP Process:

(1) A Report prepared by ICF International on behalf of the Companies regarding Long-Term Demand Side Management Potential in the Entergy Louisiana and Entergy Gulf States Louisiana Service Areas;

(2) An HSPM CD containing an Excel workbook containing updates to IRP inputs.

Please file these documents in the record and return a date-stamped copy to me in the enclosed, self-addressed envelope.

The HSPM CD is being provided to you under seal pursuant to the provisions of the LPSC General Order dated August 31, 1992, and Rules 12.1 and 26 of the Commission's Rules of Practices and Procedures. Please retain one sealed copy of the HSPM Versions for your files and return a date-stamped sealed copy to me in the enclosed, self-addressed envelope. The HSPM material is being produced only to the appropriate Reviewing Representatives who executed the Confidentiality Agreement in effect in this docket.

Thank you for your assistance with this matter.

Sincerely,

Edward R. Wicker, Jr.

ERW/ttm
Enclosures

cc: Official Service List (*via electronic and U.S. mail)*

CERTIFICATE OF SERVICE
LPSC Docket No. I-33014

I, the undersigned counsel, hereby certify that a copy of the above and foregoing has been served on the persons listed below by facsimile, electronic mail, hand delivery and/or by mailing said copy through the United States Postal Service, postage prepaid, and addressed as follows:

Melanie A. Verzwyvelt
Staff Attorney
Louisiana Public Service Commission
P.O. Box 91154
Baton Rouge, LA 70821-9154

Tulin Koray
Economics Division
Louisiana Public Service Commission
P.O. Box 91154
Baton Rouge, LA 70821-9154

Donnie Marks
LPSC Utilities Division
Louisiana Public Service Commission
P.O. Box 91154
Baton Rouge, LA 70821

James M. Ellerbe
Marathon Petroleum Company LP
539 South Main Street
Findlay, Ohio 45840-3295

Katherine W. King
J. Randy Young
Carrie R. Tournillon
Kean Miller LLP
P.O. Box 3513
Baton Rouge, LA 70821

Kimberly A. Fontan
Entergy Services, Inc.
4809 Jefferson Highway
Mail Unit L-JEF-357
Jefferson, LA 70121

Kathryn J. Lichtenberg
Karen H. Freese
Jason M. Bilbe
Entergy Services, Inc.
639 Loyola Avenue, 26th Floor
P.O. Box 61000
Mail Unit L-ENT-26E
New Orleans, LA 70161-1000

John H. Chavanne
Chavanne Enterprises
111 West Main Street, Suite 2B
P.O. Box 807
New Roads, LA 70760-0807

Chairman Eric F. Skrmetta
Office of the Commissioner
District I – Metairie
433 Metairie Road, Suite 406
Metairie, LA 70005

Commissioner Scott A. Angelle
Office of the Commissioner
District II – Baton Rouge
Post Office Box 2681
Baton Rouge, LA 70821

Commissioner Lambert C. Boissiere, III
Office of the Commissioner
District III – New Orleans
1450 Poydras Street, Suite 1402
New Orleans, LA 70112

Vice-Chairman Clyde C. Holloway
Office of the Commissioner
District IV – Forest Hill
11098 Hwy. 165 South
Forest Hill, LA 71430

Commissioner Foster L. Campbell
Office of the Commissioner
District V – Shreveport
Post Office Drawer E
Shreveport, LA 71161

Philip Hayet
Lane Kollen
Randy A. Futral
J. Kennedy and Associates, Inc.
570 Colonial Park Drive, Suite 305
Roswell, GA 30075

Rebecca E. Turner
Vice President
Regulatory Affairs & Market Design
Entegra Power Group LLC
100 South Ashley Drive, Suite 1400
Tampa, FL 33602

Thomas W. Milliner
Anzelmo, Milliner & Burke, LLC
3636 S. I-10 Serv. Rd., Suite 206
Metairie, LA 70001

Casey DeMoss Roberts
Executive Director
Alliance for Affordable Energy
2372 St. Claude Ave., #300A
New Orleans, LA 70117

Michelle Bloodworth
Senior Director, Power Generation
America's Natural Gas Alliance
710 8th Street NW, Suite 800
Washington, DC 20001

Gordon D. Polozola
NRG Energy, Inc.
General Counsel—South Central Region
112 Telly Street
New Roads, LA 70760

Robert P. Larson
Douglas A. Spaulding
Manager
Nelson Energy LLC
8441 Wayzata Blvd., Suite 101
Golden Valley, MN 55426

Joshua Smith, Staff Attorney
Casey Austin Roberts
Sierra Club Environmental Law Program
85 Second St., Second Floor
San Francisco, CA 94104

Haywood Martin
Sierra Club Delta Chapter Chair
P.O. Box 52503
Lafayette, LA 70505

C. Tucker Crawford
President, GSREIA
643 Magazine Street
Suite 102
New Orleans, LA 70130

Mandy Mahoney
Abby Schwimmer
Southeast Energy Efficiency Alliance
50 Hurt Plaza SE, Suite 1250
Atlanta, GA 30303

New Orleans, Louisiana, this 3rd day of November, 2014.

Edward R. Wicker, Jr.

Long-Term Demand Side Management Potential in the Entergy Louisiana and Entergy Gulf States Louisiana Service Areas

Final Report

November 3, 2014

Submitted to:
Entergy Services, Inc.

2014 NOV -5 AM 9:43
LA PUBLIC SERVICE COMMISSION

Prepared by:
ICF International
9300 Lee Highway
Fairfax, VA 22031

13-034

blank page

Executive Summary

This report summarizes the results of a demand side management (DSM) potential analysis (Potential Study) conducted by ICF International for Entergy Services, Inc. (ESI). The purpose of the analysis was to develop high-level, long-run achievable DSM program potential estimates appropriate for inclusion in ESI's Integrated Resource Planning (IRP) analysis covering the Entergy Louisiana (ELL) and Entergy Gulf States Louisiana (EGSL) service areas[1]. Consistent with IRP requirements, this Potential Study includes forecasts covering a 20-year planning horizon (2015-2034). ESI's System Planning and Operations group's (SPO) primary requirements from the Potential Study were hourly loadshapes and program cost projections representing three levels—low, reference, and high—of achievable DSM program savings from 2015 through 2034. These load shapes and costs are the demand side inputs into their IRP analysis.

The long-run planning nature of the Potential Study means that estimates should not be applied directly to short-term DSM planning activities, including, but not limited to program implementation plans or utility goal setting. Long-run program assumptions do not necessarily translate well for actual implementation in the short term and may not reflect regulatory or other constraints. Program plans require a different level of attention to program design, costs, delivery mechanisms, measure mix, participation, regulatory guidelines, rate impacts, and other factors.

Note also that the characterization of ICF's achievable potential forecast in this report does not represent how SPO utilized the data for the purposes of the IRP, nor are the loadshapes produced for SPO included in this report.

Approach Summary

ICF used a bottom-up approach to estimate DSM potential. "Bottom-up," in the context of achievable potential studies, refers to an analytical approach that begins with characterizing the market size, or eligible stock of efficiency measures, screening measures for cost-effectiveness, forecasting savings for those measures first at the measure-level, then summing savings to the program, and service area levels.

Types of Potential Estimated

For ESI's purposes it was necessary only to estimate **achievable potential**, which is the level of cost-effective net DSM savings estimated to be reasonably achievable through utility-administered programs in the course of the planning horizon. Achievable program potential estimates are a function of baseline energy use, energy costs, current levels of efficiency measure market saturation, program inventive levels, program market barriers, and other factors.

Technical and economic potential were not estimated. Technical potential is the estimated level of efficiency savings that could technically be achieved without consideration of economics, customer

[1] On September 30, 2014, ELL and EGSL filed an application with the LPSC seeking approval of a proposal to combine their respective assets and liabilities into a single operating company.

behavior, and other barriers. Technical potential assumes that customers adopt all of the most energy efficient measures regardless of cost or other market barriers. Economic potential is the cost-effective subset of technical potential. Economic potential assumes that all customers will purchase the most cost-effective measures available regardless of market barriers. Technical and economic potential estimates are theoretical and therefore not suitable for use in an IRP since they do not reflect the level of DSM that could actually be achieved through utility programs.

Scenarios

Achievable energy efficiency potential was forecasted under three scenarios, which are defined below. ICF first developed the reference case estimates by measure for each program. Then, the high and low case scenarios were developed around the reference case.

- **Reference case potential**. The realistic level of cost-effective savings that could be achieved by utility programs given the best information available at the time of the Potential Study. Incentive levels are generally between 25% and 75% of incremental cost, with the exception of hard-to-reach markets, e.g., small business, where incentives need to be different.
- **High case potential**. The level of cost-effective savings that could be achieved by utility programs at maximum incentive levels. Incentive levels were set to 100% of incremental costs where possible.
- **Low case potential**. The level of cost-effective savings that could be achieved at lower incentive levels. In most cases incentives were capped at 25%.

Uncertainty

DSM potential studies are forecasts, and all forecasts have forecast error, or uncertainty. This Study includes thousands of assumptions, including baseline data, measure parameters, avoided costs, program assumptions, and other inputs. While it is impossible to eliminate uncertainty, it can be mitigated through certain analytical strategies. The most basic strategy is to use the best information available at the time of the analysis. Where possible, this Study used data specific to the ELL and EGSL service areas. Where service area- specific data was unavailable, ICF used the most accurate proxy data available, such as Louisiana-specific data or data specific to the Southern region.

Another basic strategy is to use a bottom-up approach such as the one employed in this Study. Using a bottom-up approach ensures that the market size for efficiency measures is accounted for in developing the forecast. In addition, ICF program managers developed participation estimates at the measure level; these were then aggregated to the program and service area levels. By not using a single, formulaic approach to forecasting all measures, we ensured that baselines changes and market barriers applicable to specific measures were not washed-out in the analysis. Finally, benchmarking data on program performance in other jurisdictions was used to help gauge the reasonableness of the estimates.

Energy Efficiency Potential

Figure 1 provides an overall summary of this Study's forecast including electricity and demand savings, savings impacts, costs, benefits, and cost-effectiveness. To review the forecast:

- ICF estimates that, in the reference case, ELL and EGSL combined could achieve cost-effective cumulative electric savings equal to 5.9% of combined load over the 2015 to 2034 time horizon. Total combined program costs over this 20-year period are estimated to equal $2.6 Billion.[2] Total net benefits are estimated to equal $1.4 Billion.
- In the high case, ICF estimates that ELL and EGSL combined could achieve an additional 1,927 GWh in savings for an additional $3.7 Billion in program spending beyond the reference case. That is, in the high case, savings would increase 48% over reference case levels while spending would increase 141%. Savings are less cost-effective in the high case because increasing incentive levels increases adoption of more efficient but less cost-effective measures
- In the low case, ICF estimates that ELL and EGSL combined would achieve 36% less savings than in the reference case, while costs would decrease 47% compared to the reference case. Net benefits are $531 Million lower in the low case than in the reference case.

One of the most important things to take in account when reviewing the estimates in this report is that program costs and savings of historical programs, particularly from jurisdictions dissimilar to ELL and EGSL, cannot be compared on an apples-to-apples basis to the long-run costs and savings forecasted for ELL and EGSL. This is principally because minimum efficiency standards have improved (i.e., become more efficient), drastically in some cases. For example, minimum efficiency standards for the most common light bulbs will require such bulbs to be 60% to 70% more efficient in 2020 than they were in 2012. This and other adopted minimum efficiency standards for lighting, appliances, and new buildings mean that future programs will achieve lower savings levels, and at higher costs, than comparable programs in the past, all else equal.

[2] Including program incentive and non-incentive costs.

Figure 1. Total Savings, Savings Impacts, Benefits, Costs and Costs-Effectiveness, by Service Area by Scenario

Scenario	Cumula-tive GWh Savings (2015-2034)	Cumula-tive GWh Savings as % of Sales	Cumula-tive MW Savings (2015-2034)	Cumula-tive MW Savings as % of Peak	Total TRC Benefits, 2015-2034 ($Mil.)	Total TRC Costs, 2015-2034 ($Mil.)[3]	Net TRC Benefits, 2015-2034 ($Mil.)[4]	TRC B/C Ratio	Total Pro-gram Costs, 2015-2034 ($Mil.)[5]	Incre-mental Cost per kWh	Level-ized Cost per kWh
Low											
ELL	1,531	3.9%	397	5.8%	$1,143	$610	$533	1.9	$824	$0.35	$0.04
EGSL	1,018	3.6%	276	5.9%	$725	$392	$333	1.8	$563	$0.36	$0.04
Combined (ELL + EGSL)	2,549	3.8%	673	5.9%	$1,868	$1,002	$866	1.9	$1,387	$0.35	$0.04
Reference											
ELL	2,401	6.2%	667	9.8%	$1,869	$1,020	$849	1.8	$1,583	$0.44	$0.05
EGSL	1,595	5.8%	472	10.1%	$1,192	$645	$548	1.8	$1,054	$0.42	$0.05
Combined (ELL + EGSL)	3,996	6.1%	1,139	9.9%	$3,061	$1,665	$1,397	1.8	$2,637	$0.44	$0.05
High											
ELL	3,692	9.9%	982	14.4%	$2,894	$2,107	$787	1.4	$3,861	$0.64	$0.07
EGSL	2,231	9.1%	674	14.4%	$1,823	$1,308	$516	1.4	$2,501	$0.64	$0.08
Combined (ELL + EGSL)	5,923	9.6%	1,656	14.4%	$4,717	$3,415	$1,303	1.4	$6,362	$0.64	$0.08

Organization of the Remainder of the Report

Section 1 of this report describes ICF's approach to estimating achievable potential in detail. Section 2 covers the ELL service area, including baseline energy use as well as achievable potential savings, costs, and cost-effectiveness. Section 3 covers the EGSL service area, including baseline energy use as well as achievable potential savings, costs, and cost-effectiveness. Finally, Section 4 provides a summary of the combined (ELL +EGSL) forecast.

[3] TRC (Total Resource Cost) test costs include total measure incremental costs and program non-incentive costs over the time horizon of the forecast (2015-2034).

[4] TRC (Total Resource Cost) test benefits include total electric generation (kWh), capacity (kW), and gas (therm) costs avoided over the time horizon of the forecast (2015-2034).

[5] Program costs include incentive costs and non-incentive costs (e.g., administration, marketing, etc.).

List of Acronyms

Acronym	Full Description
ACEEE	American Council for an Energy-Efficient Economy
AHRI	Air Conditioning Heating and Refrigeration Institute
CBECS	U.S. Department of Energy Commercial Buildings Energy Consumption Survey
CBI	Commercial Building Inventory
CHP	Combined heat and power
DSM	Demand side management
EGSL	Entergy Gulf States Louisiana
EIA	U.S. Department of Energy, Energy Information Administration
ELL	Entergy Louisiana
EE	Energy efficiency
ESI	Entergy Services, Inc.
LBNL	Lawrence Berkeley National Laboratory
MECS	U.S. Department of Energy Manufacturing Energy Consumption Survey Consumption Survey
MISO	Midcontinent Independent System Operator
RASS	Residential Appliance Saturation Survey
RECS	U.S. Department of Energy Residential Energy Consumption Survey
SEER	Seasonal Energy Efficiency Ratio
SPO	System Planning and Operations
TRC	Total Resource Cost
TRM	Technical Resource Manual

Table of Contents

Executive Summary ..... **i**
Approach Summary i
Types of Potential Estimated i
Scenarios ii
Uncertainty ii
Energy Efficiency Potential iii
Organization of the Remainder of the Report iv

List of Acronyms .....

1 Analysis Approach **1**
1.1 Overview of Approach 1
1.2 Data Collection 3
1.3 Eligible Stock 6
1.4 Measure Analysis 7
1.4.1 Number of Measures Evaluated *8*
1.4.2 Measure Benefit Cost-Screening *9*
1.4.3 Treatment of Codes and Standards *10*
1.5 Achievable Potential Approach 11
1.5.1 Programs Modeled *11*
1.5.2 Program Assumptions *13*
1.5.3 Scenario Development *19*

2 Entergy Louisiana (ELL) **22**
2.1 Electricity Use in the ELL Service Territory 22
2.2 Achievable Energy Efficiency Potential in the ELL Service Territory 24
2.2.1 Cumulative Potential *24*
2.2.2 Costs in Context *28*
2.3 Incremental Savings Potential 30
2.3.1 Savings in context *31*

3 Entergy Gulf States Louisiana (EGSL) **36**
3.1 Electricity Use in the EGSL Service Area 36
3.2 Achievable Energy Efficiency Potential in the EGSL Service Area 39
3.2.1 Cumulative Potential *39*
3.2.2 Costs in Context *43*
3.3 Incremental Savings Potential 45
3.3.1 Savings in context *46*

4 Combined Forecast (ELL & EGSL) **51**

5 Appendices **54**

List of Figures

Figure 1. Total Savings, Savings Impacts, Benefits, Costs and Costs-Effectiveness, by Service Area by Scenario iv
Figure 2. Potential Study Approach 2
Figure 3. Data Used in Analysis 3

Figure 4. Example Eligible Stock Calculation 7
Figure 5. Illustrative Measure Characteristics (Wall Insulation) 8
Figure 6. Number of Measures Evaluated and Included 9
Figure 7. Illustrative Measure Incentive Calculation 15
Figure 8. Illustrative Payback Acceptance Curve 16
Figure 9. Illustrative Market Diffusion Assumptions 17
Figure 10. Market Diffusion Curve 18
Figure 11. Distribution of Total Base Year Electric Electricity Use, by Sector, for ELL and U.S. Total (ELL Total 2013 Sales= 32,220 GWh) 22
Figure 12. Distribution of Base Year ELL Residential Electricity Use by End Use (Total 2013 Residential Sales=8,820 GWh) 23
Figure 13. Base Year ELL Commercial Electricity Use by End Use (Total 2013 Commercial Sales=6,688 GWh) 23
Figure 14. Base Year Industrial Electricity Use by Sector by End Use (ELL) 24
Figure 15. ELL Cumulative MWh Savings Forecast, by Scenario 25
Figure 16. Total Savings, Savings Impacts, Benefits, Costs and Costs-Effectiveness, by Scenario (ELL) 26
Figure 17. Distribution of Cumulative MWh Savings by Sector, 2019 and 2034 (ELL) 27
Figure 18. ELL DSM Supply Curve, Reference Case 28
Figure 19. Average Levelized Costs of Energy Efficiency in 20 States (2009-2012) and as Forecasted for ELL for this Potential Study (2015-2034) 30
Figure 20. Incremental MWh Savings, by Scenario (ELL) 31
Figure 21. Incremental Savings in Context (ELL) 32
Figure 22. Industrial Sales %s in States with the Highest ACEEE State Scorecard Rankings ... 34
Figure 23. U.S. Retail Electric Rates, 2013 34
Figure 24. Distribution of Total Base Year Electric Electricity Use, by Sector, for EGSL and U.S. Total (EGSL Total 2013 Sales= 19,663 GWh) 36
Figure 25. Distribution of Base Year EGSL Residential Electricity Use by End Use (Total 2013 Residential Sales= 5,206 GWh) 37
Figure 26. Base Year EGSL Commercial Electricity Use by End Use (Total 2013 Commercial Sales=5,436 GWh) 38
Figure 27. Base Year Industrial Electricity Use by Sector by End Use (EGSL) 38
Figure 28. EGSL Cumulative MWh Savings Forecast, by Scenario 40
Figure 29. Total Savings, Savings Impacts, Benefits, Costs and Costs-Effectiveness, by Scenario (EGSL) 41
Figure 30. Distribution of Cumulative MWh Savings by Sector, 2019 and 2034 (EGSL) 42
Figure 31. EGSL DSM Supply Curve, Reference Case (EGSL) 43
Figure 32. Average Levelized Costs of Energy Efficiency in 20 States (2009-2012) and as Forecasted for EGSL for this Potential Study (2015-2034) 45
Figure 33. Incremental MWh Savings, by Scenario (EGSL) 46
Figure 34. Incremental Savings in Context (EGSL) 47
Figure 35. Industrial Sales %s in States with the Highest ACEEE State Scorecard Rankings ... 49
Figure 36. U.S. Retail Electric Rates, 2013 50
Figure 37. Combined Louisiana (ELL + EGSL) Cumulative MWh Savings Forecast, by Scenario 51

Figure 38. Total Savings, Savings Impacts, Benefits, Costs and Costs-Effectiveness, by Scenario, Combined (ELL+EGSL) 52

1 Analysis Approach

1.1 Overview of Approach

ICF used a bottom-up approach to estimate energy efficiency potential. The approach is illustrated in Figure 2. "Bottom-up," in the context of achievable potential studies, refers to an analytical approach that begins with characterizing the market size, or eligible stock of efficiency measures, screening measures for cost-effectiveness, forecasting savings for those measures first at the measure-level, then summing savings to the program, and service territory levels.

This analysis started with collecting data on all relevant inputs, including baseline data, measure data, and program data. Data types collected are itemized in Figure 3.

Estimating the eligible stock of efficiency options was the next step of the analysis. The eligible stock is the size of the market for efficiency measures, in measure units, such as bulbs, tons of cooling, or homes. ICF estimated the eligible stock for each measure within each end use and sector. This required data on the number on customer types in each service territory, the number and types of buildings, what types of energy using equipment are in each building type, and the current saturation of efficient equipment.

A comprehensive measure database was also developed in the first stages of the analysis. This database includes 192 measure types and 1,097 measures in total. Commercially available measures covering each relevant savings opportunity within each end use and sector were included. The database includes prescriptive or "deemed" type measures, whole building and custom options, and behavioral measures. The database is comprised primarily of retrofit measures but also includes replace-on-burnout and new construction measures.

Measures were then screened for cost-effectiveness using the measure Total Resource Cost (TRC) test. With few exceptions only measures with a TRC test result of 1.0 or better were passed on to the next stage of the analysis.

With the eligible stock and measures defined, ICF then performed the achievable potential analysis, which involved developing savings forecasts for measures included in 18 program types across three sectors over the 2015 to 2034 time period under three scenarios:

- **Reference case potential**. The realistic level of cost-effective savings that could be achieved by utility programs given the best information available at the time of the Potential Study. Incentive levels are generally between 25% and 75% of incremental cost, with the exception of hard-to-reach markets, e.g., small business, where incentives need to be different.[6]

[6] Incentives for programs targeting hard-to-reach customers tend to be higher than for other programs, since to these customers EE is less affordable. For example, incentives for the Low Income Weatherization program modeled in this Study are 100% of incremental costs.

- **High case potential**. The level of cost-effective savings that could be achieved by utility programs at maximum incentive levels. Incentive levels were to 100% of incremental costs where possible.
- **Low case potential**. The level of cost-effective savings that could be achieved at lower incentive levels. In most cases incentives were capped at 25%.

Finally, ICF provided Entergy SPO with the DSM inputs required for the IRP. These included loadshapes for each program, which reflect savings forecasted for every hour of every year of the analysis, and annual program costs, by program. In the sub-sections below, ICF discusses each step in the analysis in further detail.

Figure 2. Potential Study Approach

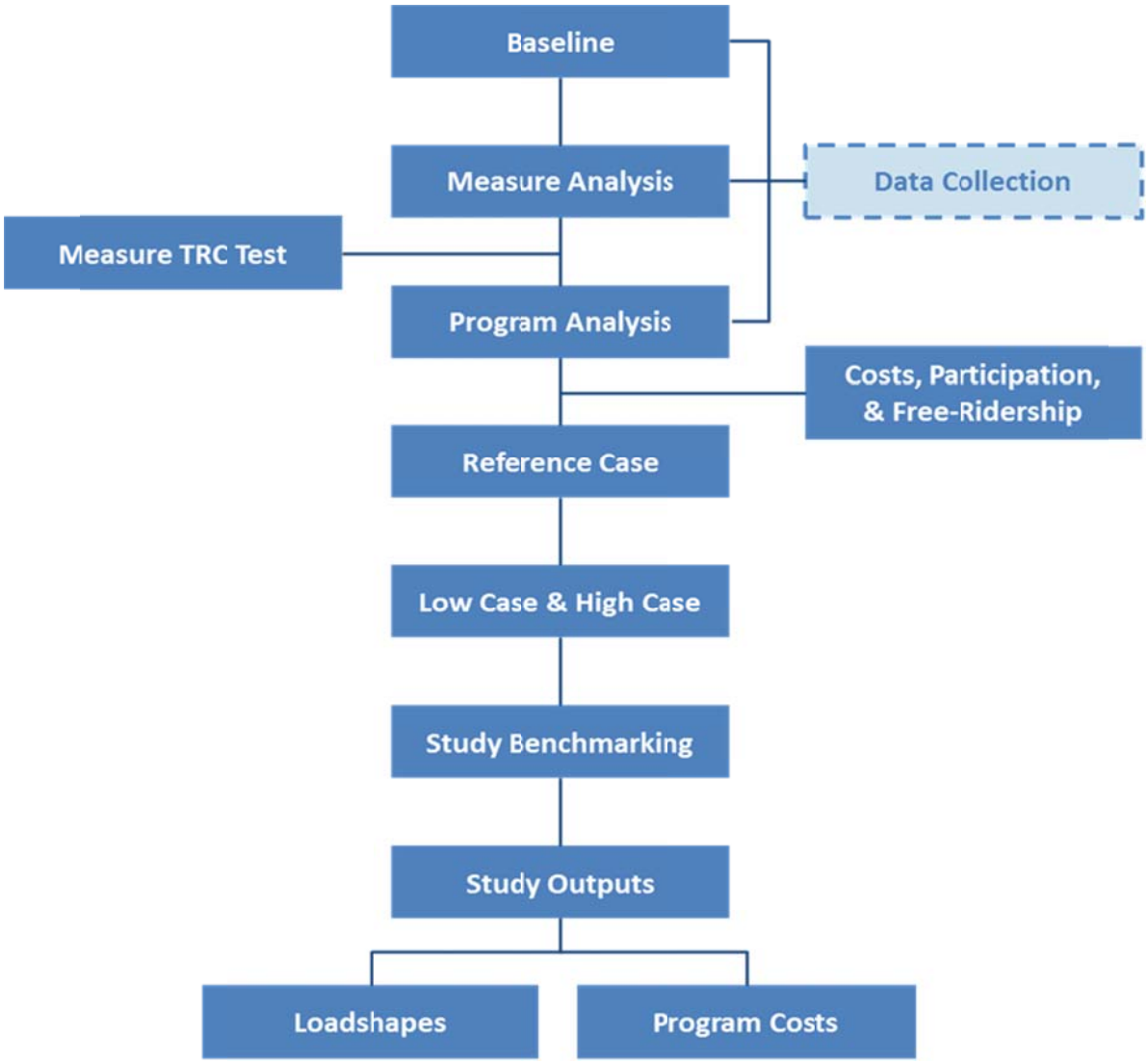

1.2 Data Collection

The sources of data used in the analysis are shown in Figure 3. Every effort was made to use data that was as current as possible, and to use assumptions specific to Entergy's service areas; primary data was used where possible.

Figure 3. Data Used in Analysis

Data/Information Type	Source (Year)	Type of Data	Primary Purpose in this Study
Utility Information			
Avoided costs	Entergy (2014)	Forecast	Cost-effectiveness testing
Customer counts	Entergy (2014)	Actual	Calculating eligible stock
Load forecast	Energy (2014)	Forecast	Calculating load impacts of EE potential
Retail rates	Entergy (2014)	Actual	Achievable potential analysis
Baseline Data			
Residential building characteristics and efficiency saturation	Entergy Residential Appliance Saturation Surveys (2006)	Primary	Calculating eligible stock
	U.S. DOE Residential Energy Consumption Survey (RECS, 2009)	Secondary	
	U.S. Census Data (2009)	Secondary	
	Other Secondary Sources (See Appendix)	Secondary	
	ICF expert judgment	Secondary	
Commercial building characteristics and efficiency saturation	Commercial Building Inventory (CBI) data for Louisiana (2014)	Secondary	
	Air Conditioning Heating and Refrigeration Institute (AHRI, 2014)	Secondary	
	U.S. DOE Commercial Buildings Energy Consumption Survey (CBECS, 2003)	Secondary	

Data/Information Type	Source (Year)	Type of Data	Primary Purpose in this Study
	Other Secondary Sources (See Appendix)	Secondary	
	ICF expert judgment	Secondary	
Industrial sub-sector characteristics and efficiency saturation	U.S. DOE Manufacturing Energy Consumption Survey (MECS, 2010)	Secondary	

Data/Information Type	Source (Year)	Type of Data	Primary Purpose in this Study
Measure Assumptions			
Residential measure data	AR Technical Resource Manual (TRM) v. 3.0 (2014)	Measure parameters	Measure database development
	OK TRM (2014)[7]		
	IL TRM (2014)[8]		
	ICF measure databases (2014)		
Commercial measure data	AR Technical Resource Manual v. 3.0 (2014)		
	OK TRM (2014)[9]		
	IL TRM (2014)[10]		
	Mid-Atlantic TRM (2014)		
	ICF measure databases (2014)		
Industrial measure data	U.S. DOE studies; U.S. EPA studies; LBNL studies; other published studies (see Appendix)		
	ICF estimates (2014)		
Program Information			
ICF program data and expert judgment	ICF	Secondary	Estimating achievable potential
Historical program savings data	U.S. EIA (2010-2012)	Secondary	Program savings benchmarking
Program cost data	ACEEE (2014)	Secondary	Program cost benchmarking
Customer survey data	ICF	Primary	Payback acceptance calculations

[7] Adjustments to cooling and heating degree days made for weather sensitive measures.

[8] Id.

[9] Id.

[10] Id.

1.3 Eligible Stock

After data collection, estimating the eligible stock of efficiency options was the next step of the analysis. The eligible stock is the size of the market for efficiency measures, in measure units, such as bulbs, tons of cooling, or homes. ICF estimated the eligible stock for each measure within each end use and sector. Key data from the baseline sources noted above includes items such as:

- The percent of homes with a particular type of equipment (e.g., light bulbs, central air conditioner, refrigerator),
- Equipment counts (e.g., number of bulbs per home, tons of cooling per home, refrigerators per home),
- Equipment efficiency level (e.g., bulb type, SEER rating, ENERGY STAR Rating), and
- Equipment age.

A simple example of an eligible stock calculation for residential specialty bulbs is shown below. This example shows there are 6.4 million incandescent specialty screw-in bulbs installed in homes in ELL's service territory (row g). This equals 100% of all specialty light bulbs installed (row f). That is, based on the best available information, 100% percent of the existing stock of residential specialty screw-in bulbs could be replaced with more efficient units (e.g., a reflector LED).

Since this is a "replace-on-burnout" measure, the eligible stock must account for stock turnover (row h). Stock turnover is the rate at which existing equipment expires and requires replacement. It is the inverse of equipment age, or one divided by the equipment's effective useful life (EUL).[11] After the application of the stock turnover rate, the total number of specialty bulbs eligible to be replaced in 2014 equals 3.2 million (row i).[12]

[11] For retrofit measures, annual replacement eligibility equals 100%.

[12] ICF's potential model updates the eligible stock in every year of the analysis to account for measures installed in previous years.

Figure 4. Example Eligible Stock Calculation

	Variable	Value	Source/Calculation
	Efficient unit	12 Watt LED Specialty Lamp	AR TRM v. 3.0
	Baseline unit	60W Incandescent Specialty Lamp	AR TRM v. 3.0
a	Baseline unit effective useful life	2	AR TRM v. 3.0
b	# ELL Residential Customers	587,226	Entergy SPO
c	# Bulbs per Home	33.9	U.S. DOE RECS (2009)
d	% Applicability (% of bulbs that are specialty applications)	32%	Entergy RASS
e	Efficient unit saturation	0%	U.S. DOE RECS (2009)
f	Not yet adopted rate	100%	1-e
g	Total eligible stock in 2014	6,370,228	b*c*d*f
h	Annual replacement eligibility (stock turnover rate)	50%	1/a
i	Total # bulbs eligible to be replaced in 2013	3,185,114	b*c*d*f*h

For many measures, this information is broken down further in ICF's energy efficiency potential model. For example, the eligible stock for residential central air conditioners is further broken down by:

- Efficiency rating (SEER level),
- Home heating type (electric or gas), and
- Decision type (replace-on-burnout, retrofit, new construction).

1.4 Measure Analysis

ICF developed a comprehensive measure database for this Study. The database includes most measures in the Arkansas Technical Reference Manual ("TRM") version 3.0[13] plus additional measures included based on a gap analysis. The final database includes commercially available measures covering each relevant savings opportunity within each end use and sector. The database includes prescriptive or "deemed" type measures, whole building options (such as commercial custom and new construction projects), and behavioral measures (such as residential Home Energy Use Benchmarking and Retrocommissioning measures). Data for each of the characteristics shown in Column A in Figure 5 was developed for each measure.

[13] The AR TRM v.3.0 was the most current, regulator-approved TRM applicable to Entergy services territories at the time of this analysis.

Figure 5. Illustrative Measure Characteristics (Wall Insulation)

(A) Measure Characteristic	(B) Value*
1. Applicable sector	Residential
2. Applicable subsector	Single Family
3. Building type	AC with Gas Heat
4. End-use	Shell
5. Measure name	Wall insulation
6. Measure definition	R-13
7. Baseline definition	No insulation
8. Measure unit	Home
9. Measure delivery type	Retrofit
10. Incremental cost	$1,313 (materials and labor)
11. Baseline unit effective useful life	N/A (baseline=no insulation)
12. Efficient unit effective useful life	20 years
13. Incremental (annual) kWh savings	1,565 kWh
14. Incremental kW savings	0.441 kW
15. Annual Gas savings (Therms)	138.29

1.4.1 Number of Measures Evaluated

In total, ICF analyzed 192 measure types for this Study.[14] An example of a measure type is a residential central air conditioner (CAC). These measure types represent all end uses and savings opportunities. Many measures required permutations for different applications, such as different building types, lamp wattages, efficiency levels and decision types. For example, there are permutations of CACs by SEER level, subsector, and building type. As shown in Figure 6, ICF developed a total of 1,097 measure permutations for this Study. Sixty-seven percent of these measures are retrofit in nature, 31% are replace-on-burnout type measures, and 2% are new construction type measures.

Descriptions of each measure type and permutation are in the Appendix, as well as measure cost-effectiveness results.

[14] The same measure types were used in the ELL and EGSL analyses.

Figure 6. Number of Measures Evaluated and Included

Sector	# Measure Types Evaluated	Total # Measures Evaluated (All Measure Permutations)
Residential	45	128
Commercial	46	503
Industrial	101	466
Total	**192**	**1,097**

1.4.2 Measure Benefit Cost-Screening

All measures were analyzed for cost effectiveness using the measure Total Resource Cost (TRC) test.[15] Measure TRC results were calculated in three test years: 2014, 2020, and 2022. Most studies only test measure cost-effectiveness in the base year. However, we decided to test measure cost-effectiveness in 2020 and 2022, in addition to doing so in 2014, because short-term avoided costs are very low, due in large part to a short-term capacity surplus in MISO. The capacity cost forecast increases every year and stabilizes in 2022.Thus, ICF believes 2022 is a more representative year for testing measure cost-effectiveness for the purposes of this long-run Study, than is 2014.[16]

Therefore, for nearly all measures, measure cost-effectiveness was assessed using 2022 as the test year. The only exceptions were for measures that phase-out prior to 2022. Lighting measures impacted by EISA 2007 Tier 2 were tested using 2020 as the test year. Air conditioning and heat pump measures impacted by DOE rules were tested in 2014 (see Section 1.4.3 for a description of how codes and standards were treated in this Study).

In most cases, only measures with a TRC of 1.0 or higher (in their representative test years) were passed on to the next stage of the analysis. A measure TRC result of 1.0 indicates that the measure is cost-effective on a standalone basis (before consideration of program costs or net-to-gross ratios). Exceptions to this rule were made for some low-income measures (the assumption being that low income programs are required by policy), and for non-economic measure permutations where a majority of the permutations of that measure type were cost-effective. For example, if a measure type was cost-effective for a majority of but not all applicable building types, ICF included the measure type

[15] Measure TRC benefits include avoided energy and avoided capacity costs due to the measure over the measure lifetime. Measure TRC costs are measure incremental costs; these include the difference in equipment and labor costs between the efficient and baseline units.

[16] All else equal, a measure tested for cost-effectiveness in 2022 had a higher measure TRC ratio than the same measure tested in 2014.

for all building types in the achievable potential analysis. This is because it can be impractical in implementation to exclude participation by customers in specific building types.

ICF also applied the converse principal in a small number of cases. For example, if a measure was cost-effective for a minority of building types, ICF excluded all permutations of the measure in the achievable potential analysis, since it can be impractical in implementation to limit participation to certain building types.

1.4.3 Treatment of Codes and Standards

The treatment of equipment and building energy baselines in this Study is summarized below.

- The Energy Independence and Security Act of 2007 (EISA) set energy efficiency standards for light bulbs manufactured from 2012 forward. From 2012 through 2014, Tier 1 of EISA took effect, phasing-out the manufacture and import of traditional filament incandescent 100W bulbs in 2012 and 75W bulbs in 2013. In 2014, the EISA legislation impacted 60 watt and 40 watt incandescent light bulbs, which are the most common light bulbs in use. The next EISA milestone, Tier 2, takes effect in 2020. This phase will require that all light bulbs manufactured are 60-70% more efficient than before EISA took effect. Lighting industry experts and program planners expect residential lighting program savings to be viable up until 2020. However, the current assumption of many experts and planners is that programs may not be able to claim savings for most CFLs and LEDs after 2020 due to the baseline changes, and to significant price decreases of LEDs.[17] The exceptions are specialty CFLs and reflector LEDs, which are exempt from EISA 2007.
- U.S. DOE rules pertaining to commercial lamps and ballasts are reflected in baselines for linear florescent lighting.[18] These rules result in a 20% improvement in baseline efficiency for linear florescent lamps.[19] This is important because efficient linear florescent lighting accounts for the largest portion of historical commercial lighting savings in many jurisdictions.
- U.S. DOE energy conservation standards for residential heat pumps (HPs) and single package central air conditioners (CACs) go into effect in 2015 and 2016, respectively. The improvement from a SEER 13 to a SEER 14 baseline for these units has a negative impact on the savings and cost-effectiveness of CAC and HP measures.
- Louisiana's current commercial building energy code is compliant with ASHRAE 90.1-2007. However, ICF assumed commercial new construction baselines consistent with the next (and more efficient) version of the code, which is ASHRAE 90.1-2010 for the 2015 to 2018 period; for the remainder of

[17] ENERGY STAR-compliant A-line LEDs were available at Home Depot stores in Louisiana for $10 at the time this Study was completed, and prices continue to decline toward the cost of CFLs.

[18] Consistent with the U.S. Energy Policy Act of 2005.

[19] The rules specify a switch from magnetic ballast baseline to an electronic ballast baseline.

the Study period (2019-2034) we assumed the adopted code would be ASHRAE 90.1-2013. These are reasonable assumptions given the long-run nature of the Study.

- Similarly, Louisiana's current residential building energy code is compliant with IECC 2009. However, ICF assumed residential new construction baselines consistent with the next (and more efficient) version of the code, which is IECC 2012. Again, this is a reasonable assumption given the long-run nature of the Study.

1.5 Achievable Potential Approach

This section describes ICF's approach to modeling achievable potential, starting with the program types modeled, followed by subsections on the development of program assumptions, and on the scenario analysis.

1.5.1 Programs Modeled

Eighteen program types were modeled for this Study. These are briefly described below, by sector.

Residential Programs

- **Appliance Recycling**: Program designed to remove less efficient refrigerators, freezers and room ACs from households.
- **Home Energy Use Benchmarking**: Program designed around directly influencing household habits and decision-making on energy consumption through quantitative or graphical feedback on consumption, accompanied by tips on saving energy.
- **Lighting and Appliances:** Midstream incentive program that brings down the cost of efficient lighting, appliances and consumer electronics.
- **Multifamily**: Program designed to encourage the installation of measures in common areas and units for residential structures of more than four units. Aimed at building owners, managers, and tenants. Due to the very small size of the multifamily housing sector in the ELL and EGSL service areas, it was assumed that this program would merge with the Home Energy Audit and Retrofit program in the long run.
- **Efficient New Homes**: Program that provides incentives to builders for new homes built or manufactured to energy performance standards higher than applicable code.
- **ENERGY STAR Air Conditioning**: Program designed to encourage the distribution, sale, purchase, and installation of residential air conditioners and heat pumps that are more efficient than current standards.
- **Home Energy Audit and Retrofit**: Residential audit program that provides a comprehensive assessment of a home's energy consumption and identification of opportunities to save energy. Incentives are paid for the installation of identified measures such as insulation and duct sealing.

Program includes a direct install element where low cost measures are installed with participant permission.

- **Pool Pump**: Program that incentivizes the installation of higher efficiency pumps or variable speed pumps for swimming pools.
- **Water Heating**: Program designed to encourage the distribution, sale, purchase, and installation of water heating systems that are more efficient than current standards.
- **Low Income Weatherization**: Program for qualifying low-income customers that provides home weatherization (e.g., air sealing, insulation) free of charge.
- **Direct Load Control**: A demand response program by which the utility remotely shuts down or cycles a customer's air conditioner.
- **Dynamic Pricing**: Tariff in which residential customers are charged different prices for using electricity at different times during the day. Assumed to be "non-technology enabled" for the purposes of this Study, since there were no approved plans for a deployment of advanced meters by ELL or EGSL at the time this Study was performed.

Commercial Programs

- **Commercial Prescriptive and Custom**: Program that provides both financial incentives and technical assistance to all eligible commercial customers seeking to improve the efficiency of existing facilities; provides resources for new higher efficiency equipment purchases, facility modernization, and other efficiency improvements.
- **Data Centers**: Custom program around large-scale server floors or data centers. Projects tend to be site specific and involve some combination of measures for servers, networking devices, HVAC, and energy management systems and software.
- **New Construction:** : Program that provides technical support in the building design phase, and incentives to owners, builders, architects and similar parties for buildings that exceed current energy efficiency codes by prescribed levels.
- **Retrocommissioning (RCx)**: Provides in-depth engineering studies on commercial buildings that focus on operational adjustments designed to optimize building system performance. Incentives are paid for implementing measures identified in studies.
- **Small Business**: Program that provides basic energy audits and direct install measures to small business customers, and deep discounts/incentives for additional measures identified through audits.
- **Dynamic Pricing**: Tariff in which commercial customers are charged different prices for using electricity at different times during the day. Assumed to be "non-technology enabled" for the purposes of this Study, since there were no plans for a significant deployment of advanced meters by ELL or EGSL at the time this analysis was performed.

Industrial Programs

- **Industrial Prescriptive and Custom**: Program that provides both financial incentives and technical assistance to all eligible industrial customers seeking to improve the efficiency of existing plants; provides resources for new higher efficiency equipment purchases, facility modernization, and other efficiency improvements. Industrial Prescriptive and Custom sub-programs modeled for this Study include:
  - Machine Drive
  - Process Heating
  - Process Cooling and Refrigeration
  - Facility HVAC
  - Facility Lighting
  - Other Process/Non-Process Use

1.5.2 Program Assumptions

This section describes how key assumptions were developed for programs. Key assumptions include costs, participation rates, and net-to-gross ratios.

Program Costs

Program costs were estimated to reflect average annual costs over the long run. Notwithstanding the baseline improvements discussed above, ICF expects program costs in the long-run to be lower than program costs today. This is because Louisiana is an immature market for DSM. As programs grow and the market matures, program delivery costs are expected to decrease as a percentage of overall program costs.[20]

Incentive and non-incentive program cost estimates were developed. Incentives are program payments to customers, contractors, retailers, or manufacturers that lower the cost of efficient products and services. Non-incentive costs include administration, marketing, education and training, and evaluation costs. Individual non-incentive cost categories were not estimated for this Potential Study. ICF program experience and program costs in other territories were considered in developing program costs for this Potential Study. Cost estimates by program are shown in aggregate in Sections 2, 3, and 4 and by program in the Appendix.

[20] For example, fixed costs associated with program start-up increase program costs in the short-run, not in the long-run.

Participation

A participation rate is the percent of the eligible stock or applicable customer population predicted to install an efficiency measure in a given year. The approach to developing participation rates in this potential Study was similar to the approach used in most potential studies. It involves:

1. Developing a maximum market acceptance rate or (S_{max}), which is the maximum annual participation rate for a given measure.
2. Estimating a participation rate in year 1 of the program.
3. Developing a ramp-up schedule from year 1 to the year in which S_{max} is predicted to occur
4. Forecasting participation for the years after the year in which the S_{max} is expected to be achieved.

The shape of participation curves can take a variety of forms depending on the nature of the measure, the program in which it is being delivered, the relevant market barriers, baseline changes and the size and nature of the eligible stock. ICF assessed achievable participation on a measure-by-measure basis. Because such a wide variety of measures is included in this Study, ICF could not apply just one formulaic approach to estimating program participation for all measures. This is illustrated generally by the participation approach types described below, and by the participation estimates for individual measures shown in Appendix A. Each measure was put in a group[21] with similar measures for the purpose of assigning participation approaches and payback curves; these assignments are shown in Appendix C.

Participation Approach A

This approach to estimating participation combines research on customers' financial decision making with research on the diffusion of innovative technologies in the marketplace.

One way that programs motivate customers to participate is by improving the financial attractiveness of the efficient option over the standard, or baseline option. Financial attractiveness in Approach A is a function of how much the incentive lowers the customer simple payback. Customer payback is the amount of time it takes for a customer to recover the costs of investing in the efficient unit instead of the standard unit. Customer payback equals the difference in cost between the efficient and standard units (commonly known as the incremental cost), divided by the utility bill savings due to the efficient unit.[22] Payback before the incentive is applied is calculated as:

Pre-incentive Customer payback (Years) =
Incremental cost ÷ Utility bill savings

[21] Most programs have multiple measure groupings, or bundles. Some, such as Home Energy Use Benchmarking, only have one group.

[22] Incremental costs include the difference in the cost of equipment, labor and operations, and maintenance.

And payback after the incentive is applied is calculated as:

Post-incentive Customer payback (Years) =
(Incremental cost—Incentive cost) ÷ Utility bill savings

In the reference case, measure incentives were calculated to bring down the customer payback to two years, with a cap of 75% of incremental cost, and a minimum incentive of 25% of incremental cost.[23] An incentive calculation for an illustrative measure is shown in Figure 7.[24]

For this illustrative measure the pre-incentive payback is 6.3 years (row 10) and the post-incentive payback is two years (row 17). Not all incentives bring down the payback to two years. This happens when the maximum incentive is reached, when the pre-incentive payback is already less than two years, or when the incentive would need to be greater than the incremental cost to bring the payback down to two years.

Figure 7. Illustrative Measure Incentive Calculation

	Incentive Calculations	Value	Source/Calculation
1	Retail Electricity Rate—kWh	$ 0.09	Utility
2	Retail Capacity Charge—kW	$ 0.00	Utility
3	Retail Gas Rate—therm	$ 0.95	Utility
4	Base Measure Life	15	Deemed Savings
5	Total Incremental Cost`	$ 238.00	Deemed Savings
6	Annual kWh Savings	417.33	Deemed Savings
7	Annual kWh Summer-Peak Savings	0.12	Deemed Savings
8	Annual Gas Savings	0.00	Deemed Savings
9	Annual Bill Savings	$ 37.91	Annual Energy Savings by Participant
10	Pre-incentive Payback (Years)	6.3	Total Incremental Cost/Annual Bill Savings
11	**Incentive Assumptions**		
12	Minimum Incentive Level	25%	Reference Case Assumption
13	Maximum Incentive Level	75%	Reference Case Assumption
14	Post-incentive Payback Target (Years)	2	Reference Case Assumption
15	Incentive as % of Incremental Cost	68%	MAX [MIN (Minimum Incentive Level, 1-Post-rebate Payback Target/Pre-rebate Payback)]
16	Incentive	$ 162.18	Incentive as % of Incremental Cost x Total Incremental Cost
17	Post-incentive Payback	2	(Total Incremental Cost-Incentive) / Annual Bill Savings

Incentives are used to calculate program costs and to forecast participation. ICF uses the post-incentive payback to estimate the fraction of customers that may choose the efficient unit over the standard unit. This is done using payback acceptance curves, an example of which is shown in Figure 8. Different

[23] Incentive levels for other scenarios are shown in Section 1.5.3.

[24] Values shown in Figure 7 are generic and shown only to demonstrate approach. The values should not be construed as actual assumptions used in this Study. Actual assumptions are noted as such in the body of this report and in the Appendix.

payback curves were utilized for each sector. All payback curves utilized in this Study are shown in Appendix C.

The curve in Figure 8 plots results from a residential survey on payback acceptance.[25] The curve shows that 68% of eligible residential customers stated they are willing to accept a two-year measure payback. However, people tend to overstate their payback acceptance in surveys. This is sometimes called survey response bias; when customers are making actual decisions about installing equipment, they are usually willing to accept much shorter payback levels than they stated they would in a survey.

Figure 8. Illustrative Payback Acceptance Curve

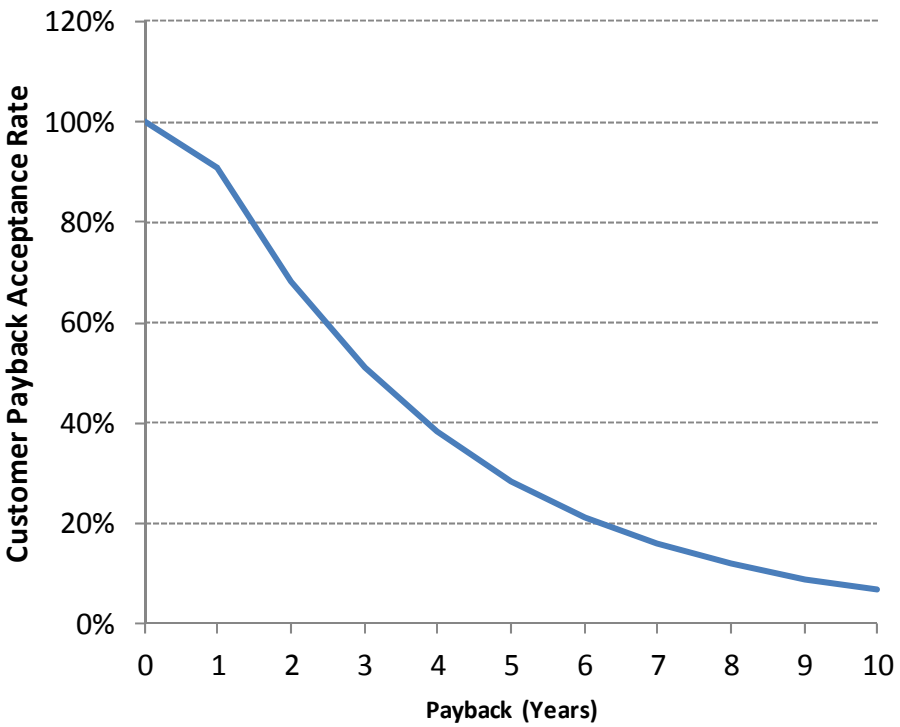

Survey response bias as well as market barriers need to be accounted for in developing program participation estimates. Market barriers to participation include financial barriers, such as lack of access to capital; information barriers, such as lack of customer understanding about the benefits of efficient equipment; and, delivery barriers, such as contractor recruitment and participation. Response bias and market barriers are considered by ICF when developing participation curves.

[25] Surveys were conducted prior to this Study outside of ELL's and EGSL's service areas.

In participation Approach A, three variables determine the shape of the participation curve for a measure:

1. A *maximum market acceptance rate*, or "S_{max}"(row 2 in Figure 9) is used to estimate the maximum annual participation rate;[26] next the ramp-up schedule is determined using
2. A *ramp-up rate* (row 3 in Figure 9) to estimate first year participation; and
3. A *ramp-up shape* (row 4 in Figure 9) is applied to reflect how quickly a program could reach the maximum annual participation rate.

The maximum annual market acceptance (S_{max})[27] is the product of the customer stated payback acceptance and the program market acceptance rate (row 8 in Figure 9):

Maximum annual market acceptance rate (S_{max}) =
Customer stated payback acceptance x Program Market Acceptance rate

Moreover, the first year participation rate is maximum annual market rate, divided by the ramp-up rate (row 9 in Figure 9). To summarize:

First year participation rate =
Maximum annual market acceptance rate ÷ Program ramp up rate

Figure 9. Illustrative Market Diffusion Assumptions

	Program Assumptions	Value	Source/Calculation
1	Customer Stated Payback Acceptance	68%	Payback Acceptance Calculation
2	Program Market Acceptance Rate	30%	ICF Program Assumption
3	Ramp-up Rate	5	ICF Program Assumption
4	Ramp-up Shape	100%	ICF Program Assumption
5	Program Start Year	2015	
6	Study Period (years)	20	
7	First Year Participation Estimates		
8	Maximum Annual Market Acceptance (S_{max})	20.4%	Program Market Rate Acceptance x Customer Stated Payback Acceptance
9	First Year Share of Installations (S_o)	4.1%	Maximum Annual Market Acceptance (S_{max})/ Ramp-Up Rate

Figure 10 illustrates the outcome of Approach A. Program participation in the first year is 4%. The participation rate in each year grows until it reaches the maximum estimated level of 20%. Increasing

[26] The program participation rate in the year the program reaches maturity.

[27] The highest estimated level of program market penetration in a given year.

the ramp-up shape steepens the curve, and decreasing it makes the curve more gradual. This figure is an example of a "market diffusion" or "s-curve."

Figure 10. Market Diffusion Curve

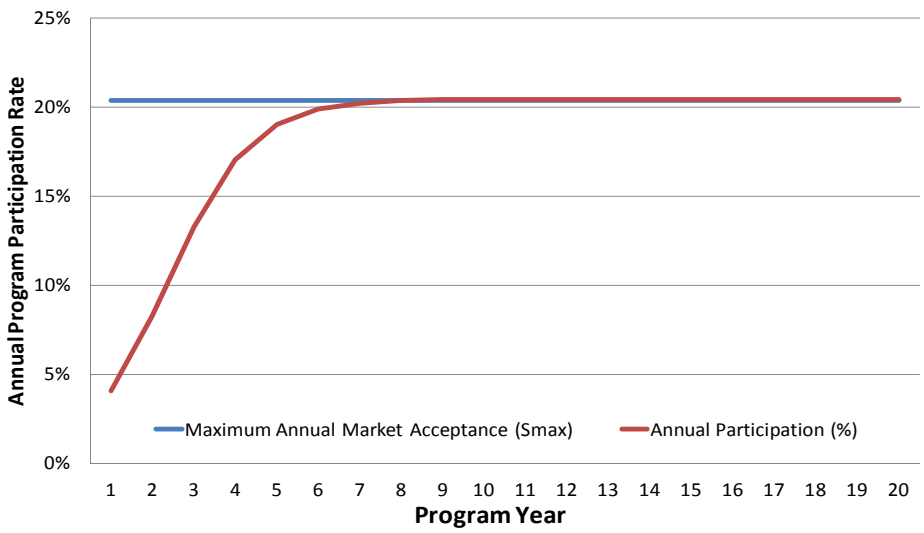

This approach to modeling DSM program participation is only applicable to measure and program types where payback acceptance is relevant to customer financial decision-making.

Participation Approach B

Participation Approach A is not applicable to DSM measure and program types where payback acceptance is a less relevant proxy for customer financial decision making. This is the case for residential new homes programs, for example, where qualified homebuilders are the target market, not homebuyers. Nor does the payback acceptance survey data apply to customer decisions about participating in demand response programs. For measures where Approach B was used, participation rates were individually inputted for each year based on program experience.

Demand Response Program Participation

Two types of demand response (DR) programs were modeled for this Study: Dynamic Pricing without Enabling Technology (for Residential and for C&I) and Residential Direct Load Control. Dynamic pricing options with enabling technologies were not modeled because these require advanced or "smart" meter deployments that provide interval meter data. At the time of this Study, ELL and EGSL did not have approved plans for advanced meter deployments. Therefore, it was assumed that the only dynamic rates that could be applied were those that did not require advanced meters.

Direct load control participation requires the utility to install a controlling device on the customer's AC or to install a "smart thermostat" inside the customer's home. Participation estimates were split evenly between these two options.

DR participation forecasts in this Study were based on the Expanded Business as Usual (EBAU) case for Louisiana developed for FERC by The Brattle Group.[28] DR programs were assumed to be voluntary, or "opt-in" in nature. This is generally consistent with current regulation of DR options in most service areas.

Net-to-Gross Ratios

Program evaluators independently verify reported savings and conduct empirical studies and other activities to estimate actual energy savings during the period of performance. The ratio of evaluated savings to reported savings is called the program NTG ratio. Applying the NTG ratio to gross savings results in net savings. Net savings estimates are reflected in the load shapes provided to SPO for this Potential Study.

Reference case NTG ratios were estimated based on program impact evaluation results from California, Illinois and from the Northeast, and are shown the in Appendix. As noted above, NTG ratios were generally increased in the high scenario, as evaluation research has shown that higher incentive levels are correlated with lower free-ridership. This principal was also applied in the low case; NTG ratios were lowered in most cases from reference case levels since incentives in the low case are lower than in the reference case.

1.5.3 Scenario Development

Achievable energy efficiency potential was forecasted for the above programs under three scenarios, which are defined below. ICF first developed the reference case estimates by measure for each program using the approaches describe d above. Then, the high and low case scenarios were developed around the reference case.

- **Reference case potential**. The realistic level of cost-effective savings that could be achieved by utility programs given the best information available at the time of the Potential Study. Incentive levels are generally between 25% and 75% of incremental cost, with the exception of hard-to-reach markets, e.g., small business, where incentives need to be different.
- **High case potential**. The level of cost-effective savings that could be achieved by utility programs at maximum incentive levels. Incentive levels were set to 100% of incremental costs where possible.
- **Low case potential**. The level of cost-effective savings that could be achieved at lower incentive levels. In most cases incentives were capped at 25%.

Besides incentive levels, program designs were assumed to be identical across scenarios. Assumptions about customer preferences and decision making criteria, utility assumptions such as avoided costs and discount rates, as well as exogenous economic factors such as growth and inflation were all held

[28] Federal Energy Regulatory Commission. A National Assessment of Demand Response Potential. Prepared by The Brattle Group et al. June 2009.

constant across scenarios.[29] As such, the ICF's scenario analysis focused on the impact of varying incentive levels.

Below we provide additional information on how the high and low cases were developed subsequent to the completion of the reference case. Since readers tend to focus more on the high than the low case, more description is provided regarding the development of the high case.

- **Comparative incentive analysis.** Incentive levels in the reference case are generally between 25% and 75% of measure incremental cost. All incentives in the high case are 100% of incremental cost, except as noted below. In the high case, for measures or programs where incentives are less important, the additional incentive has little to no impact. This is true for the Commercial New Construction program. In other cases, the 100% incentive has a large impact, as with the Commercial Prescriptive and Custom program.
- **Cost-effectiveness constraints.** In the high scenario, incentives could not be increased to 100% for every program due to cost-effectiveness constraints. This is because changing incentive levels can change the mix of measures installed. For example, increasing the incentive to 100% increases participation of high efficiency air conditioners (e.g., SEER 16+), which save more energy than efficient SEER 14-15 units, but also cost considerably more; as a result, they are less cost-effective than the SEER 14-15 options. Increasing uptake of such measures reduced overall cost-effectiveness compared to reference case levels for some programs. In such cases, incentives were increased up to the point where, when non-incentive program costs were added, the program was still cost-effective.

  For certain programs, cost-effectiveness constraints were even more complicated in the high case. There were two programs for both ELL and EGSL that had program TRC results of close to or below 1.0 in the reference case. These were Efficient New Homes and ENERGY STAR Air Conditioning. These results meant that any increase in program costs in the high scenario would push the program TRC results for these programs to below 1.0, meaning that the programs would no longer be cost-effective from the total resource cost perspective. There were two choices for modeling the high case for these two programs: keep the assumptions the same as for the reference case, or use a secondary test as the cost-effectiveness threshold for increasing program costs. ICF chose the latter path, and the secondary test used was the Program Administrator Cost (PAC) test.[30] Therefore, when modeling the high case for these two programs, ICF increased incentives to the level where,

[29] One reason these factors are held constant in ICF's model is that ICF's DSM forecasts are used as inputs to SPO's IRP model, which is a dynamic model that varies utility, macroeconomic, and other assumptions.

[30] The PAC test can be more "forgiving" than the TRC test. This is because the TRC test requires the entire measure incremental cost to be counted as a cost, whereas the PAC test requires that the only incentive portion of the incremental cost is included as a cost. Note that for programs with high incentive levels, there is little or no difference between TRC and PAC results, even in the reference case (e.g., for small business or low income weatherization).

when program non-incentive costs were added, the program would be cost-effective from the perspective of the utility (through the PAC test).

- **Non-incentive program costs.** Changing incentive levels also requires adjusting program non-incentive costs for most programs. If increasing incentives increases participation, then more incentive processing is required, more inspections and other quality assurance must occur, more trainings must be held, etc. And the converse is true when incentives are decreased. Therefore, non-incentive costs were adjusted from reference case levels in the low and high cases commensurate with changes in gross savings estimates. This was done on a program-by-program basis, and required expert input from ICF DSM program managers.
- **Net-to-gross ratios.** Finally, for most programs, incentive levels are negatively correlated with free-ridership; higher incentives generally correspond to lower free-ridership, and vice versa. Therefore, NTG ratios for most programs were decreased in the low scenario, and increased in the high scenario. NTG assumptions for each scenario are shown in the Appendix.

2 Entergy Louisiana (ELL)

This section of the report begins by briefly describing baseline energy use in the ELL service territory. Next, the achievable potential forecast for ELL is described, including savings, costs and cost-effectiveness, by scenario. Savings and costs are put into context through benchmarking analysis.

2.1 Electricity Use in the ELL Service Territory

Below we describe base year (2013) electricity use in the ELL service territory, in aggregate and by sector by end use. Figure 11 shows the distribution of electricity use in 2013 for ELL and for the U.S. in total. Note the ELL industrial share is about double the U.S. industrial share. The implications of this are discussed in Section 2.2. Figure 12 and Figure 13 show the distributions of residential and commercial electricity use by end use. Figure 14 disaggregates industrial use by sector by end use.

As discussed in the Approach section, measures were developed for each applicable end use, and an eligible stock, or market size, was estimated for each measure. Data on the eligible stock is included in the measures section of the Appendix.

Figure 11. Distribution of Total Base Year Electric Electricity Use, by Sector, for ELL and U.S. Total (ELL Total 2013 Sales= 32,220 GWh)[31]

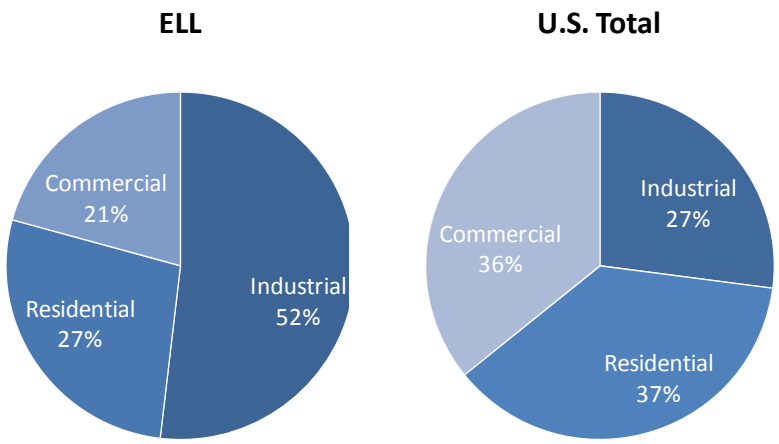

[31] Commercial for ELL includes government and lighting, which constitute <1% of load combined; industrial % includes industrial CHP, which is not included in the industrial subsector totals in Figure 14.

Figure 12. Distribution of Base Year ELL Residential Electricity Use by End Use (Total 2013 Residential Sales=8,820 GWh)[32]

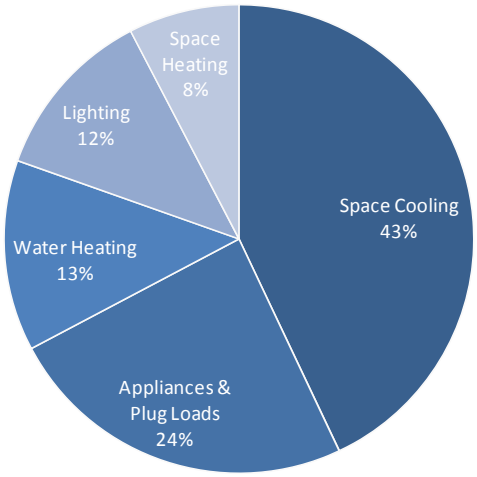

Figure 13. Base Year ELL Commercial Electricity Use by End Use (Total 2013 Commercial Sales=6,688 GWh)[33]

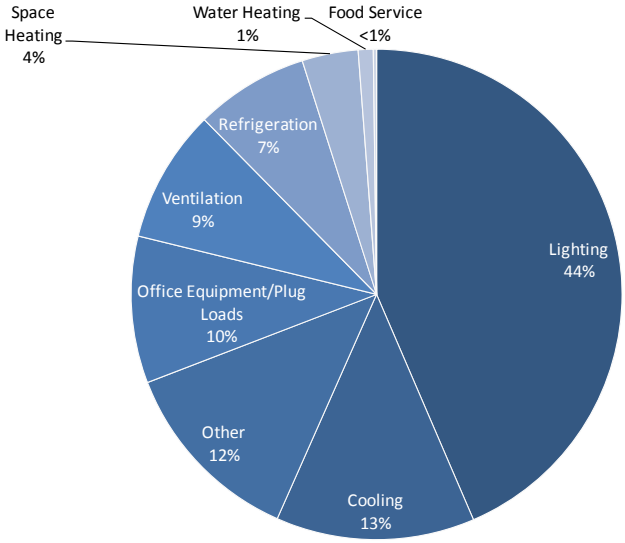

[32] Sources: ICF estimates based on U.S. DOE (CBECS 2003) and CBI commercial building data for Louisiana.

[33] Includes Government. Sources: Entergy (2014), U.S. DOE (CBECS 2003), Commercial Building Institute (2014)

Figure 14. Base Year Industrial Electricity Use by Sector by End Use (ELL)[34]

	Large Industrial						Small Industrial	All Sectors
	Petroleum Refining	Industrial Organic Chemicals	Plastics & Polymers	Chlor-alkali	Pulp & Paper	All Other - Large Industrial		
Total Industrial Base Year (2013) Sales, GWh	5,801	1,313	114	3,824	642	2,431	2,306	**16,431**
% Total Industrial Base Year (2013) Sales	35%	8%	1%	23%	4%	15%	14%	**100%**
End Use	**% Base Year (2013) MWh Use by Sector by End Use**							
Machine Drive	80%	80%	44%		92%	52%	52%	**54%**
-Pumps	48%	48%	9%		29%	14%	14%	**26%**
-Fans	7%	7%	6%		18%	8%	8%	**6%**
-Compressors	12%	12%	7%		4%	9%	9%	**8%**
-Motor - Other Applications	13%	13%	22%		42%	22%	22%	**14%**
Process Heating	3%	3%	19%			11%	11%	**5%**
Process Cooling and Refrigeration	5%	5%	12%			7%	7%	**4%**
Other Process Uses	2%	2%	3%			2%	2%	**1%**
Electro-Chemical	0%	0%	1%	90%		9%	9%	**24%**
Facility HVAC	3%	3%	10%		0%	8%	8%	**4%**
Facility Lighting	2%	2%	8%			6%	6%	**3%**
Other non-process use	0%	0%	2%		8%	2%	2%	**1%**
Other process/Other non-process use				10%				**2%**

2.2 Achievable Energy Efficiency Potential in the ELL Service Territory

This section includes the presentation and analysis of ICF's forecast of total achievable DSM potential for the ELL service territory for 2015 through 2034. Total achievable potential is the sum of residential, commercial, and industrial potential. Electric savings and program cost estimates are shown, as well as benefit-cost estimates. The forecast is put in context through benchmarking analysis.

2.2.1 Cumulative Potential

Total achievable potential is the sum of achievable potential estimated for each measure in the analysis. Total cumulative achievable potential estimates are shown in Figure 15, along with cumulative savings[35] impacts. Figure 16 provides an overall summary of this Study's forecast including electricity and demand savings, savings impacts, costs, benefits, and cost-effectiveness. To review the forecast:

[34] Sources: Entergy (2014), U.S. DOE (MECS 2010). Note industrial total sales shown in the table do not include combined heat and power (CHP). Note also that the industrial sales forecast provided by SPO and used by ICF to determine the industrial baseline for this Potential Study has been updated since this analysis was performed. SPO's updated industrial sector forecast shows higher growth in industrial electricity use than the previous forecast. All else equal, this may mean that industrial savings potential could be slightly underestimated in this Potential Study, but it is too difficult to draw any specific conclusions about the impacts of the updated industrial forecast without further analysis.

[35] The summation of savings from multiple projects or programs over 2015-2034, taking into account the time of measure installation in the first year, annual energy savings for subsequent years, and the life of the installed measures.

- ICF estimates that, in the reference case, ELL can achieve cost-effective cumulative electric savings equal to 6.2% of load over the 2015 to 2034 time horizon. Total program costs over this 20-year period are estimated to equal $1.6 Billion.[36] Total net benefits are estimated to equal $849 Million.
- In the high case, we estimate that ELL could achieve an additional 1,291 GWh in savings for an additional $2.3 Billion in program spending beyond the reference case. That is, in the high case, savings would increase 54% over reference case levels while spending would increase 143%. Savings are less cost-effective in the high case because increasing incentive levels increases adoption of more efficient but less cost-effective measures. Because of this, net benefits in the high case are $62 Million less than in the reference case.
- In the low case, ICF estimates that ELL would achieve 36% less savings than in the reference case, while costs would decrease 48% compared to the reference case. Net benefits are $316 Million lower in the low case than in the reference case.

Figure 15. ELL Cumulative MWh Savings Forecast, by Scenario

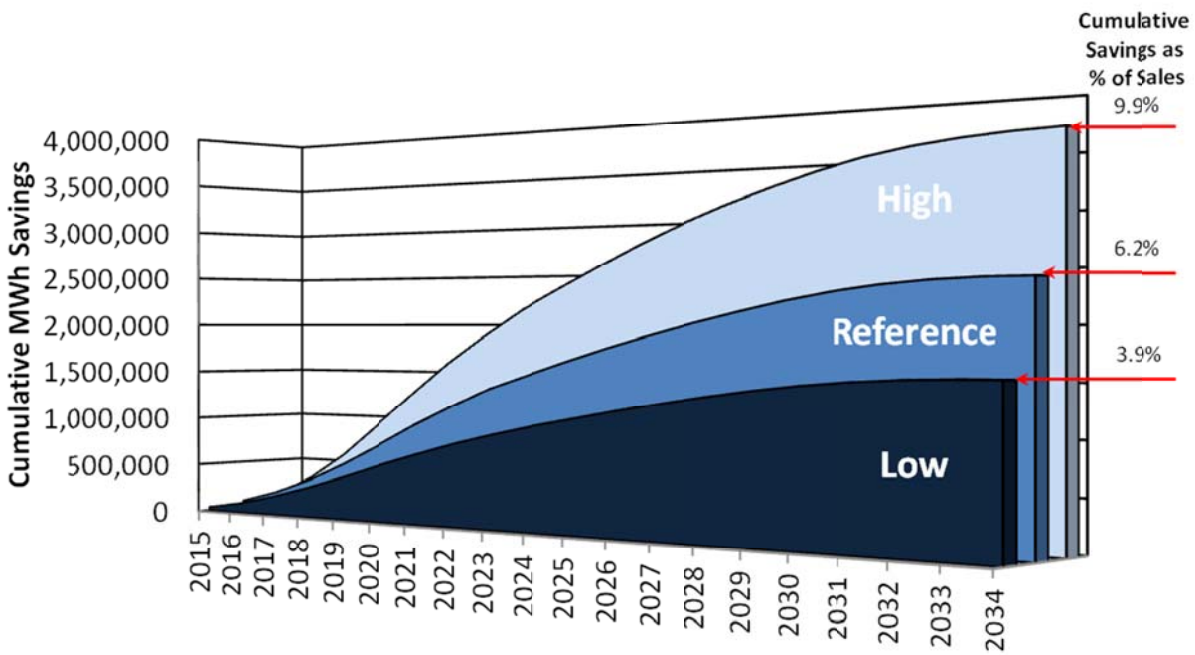

[36] Including program incentive and non-incentive costs.

Figure 16. Total Savings, Savings Impacts, Benefits, Costs and Costs-Effectiveness, by Scenario (ELL)

Scenario	Cumulative GWh Savings (2015-2034)	Cumulative GWh Savings as % of Sales	Cumulative MW Savings (2015-2034)	Cumulative MW Savings as % of Peak[37]	Total TRC Benefits, 2015-2034 ($Mil.)	Total TRC Costs, 2015-2034 ($Mil.)[38]	Net TRC Benefits, 2015-2034 ($Mil.)[39]	TRC B/C Ratio	Total Program Costs, 2015-2034 ($Mil.)[40]	Incremental Cost per kWh	Levelized Cost per kWh
Low	1,531	9.9%	397	5.8%	$1,143	$610	$533	1.9	$824	$0.35	$0.04
Reference	2,401	6.2%	667	9.8%	$1,869	$1,020	$849	1.8	$1,583	$0.45	$0.05
High	3,692	3.9%	982	14.4%	$2,894	$2,107	$787	1.4	$3,861	$0.64	$0.07

Figure 17 shows the distribution of cumulative savings by sector in the reference case in the short-term and in the long-term. One important difference between long versus short run savings is the increased prevalence of industrial program savings. This is in part because experience shows industrial programs take longer to ramp-up than residential and commercial programs; therefore, forecasted savings for industrial programs build gradually in this forecast. Also, residential program savings are proportionally much lower in the long run than in the short run; this is largely because of the impact of EISA 2007 Tier 2 beginning in 2020 (see Section 1.4.3).

[37] Forecasted non-coincident peak demand.

[38] TRC (Total Resource Cost) test costs include total measure incremental costs and program non-incentive costs over the time horizon of the forecast (2015-2034).

[39] TRC (Total Resource Cost) test benefits include total electric generation (kWh), capacity (kW), and gas (therm) costs avoided over the time horizon of the forecast (2015-2034).

[40] Program costs include incentive costs and non-incentive costs (e.g., administration, marketing, etc.).

Figure 17. Distribution of Cumulative MWh Savings by Sector, 2019 and 2034 (ELL)

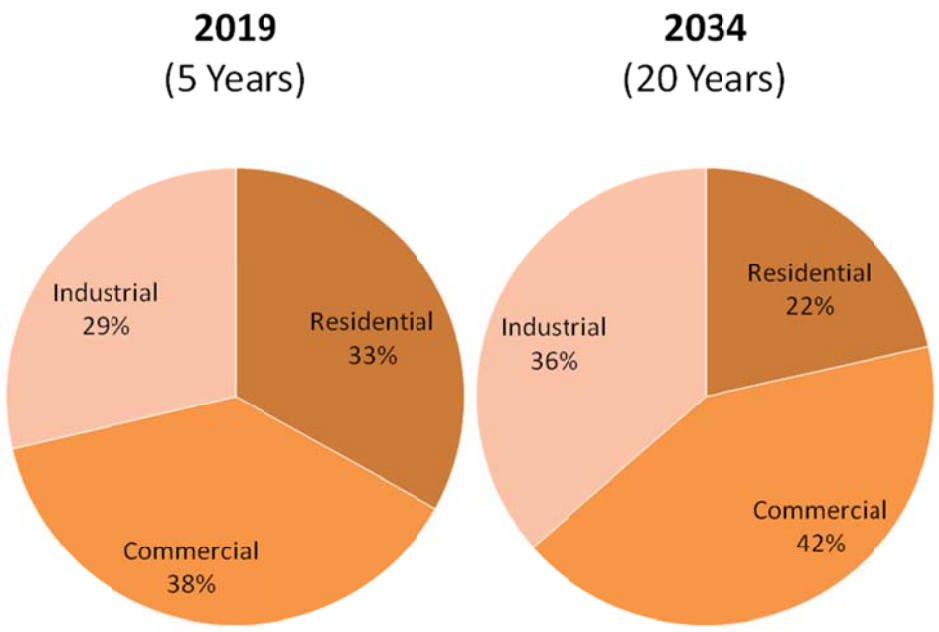

Figure 18 shows the reference case DSM supply curve, which plots cumulative electric savings on the x-axis and levelized program costs on the y-axis.[41] The graph shows that about half the savings could be achieved through programs that cost $0.02-$0.03 per kWh. Moving from left to right, each additional group of programs shown in the graph is more costly on a per kWh basis. The programs listed in each group on the supply curve are sorted from lowest to highest levelized cost per kWh; Commercial New Construction is the least costly, and Low Income Weatherization is the most costly. The program with the largest savings impact is Commercial Prescriptive and Custom. Note that industrial programs are in the first group of programs and are amongst the least costly. This is in part because industrial EE retrofits can be very large, and industrial facilities have a high number of operating hours. This means that the volume of potential savings per project can be relatively high for this sector.

[41] Levelized costs are the result of a computational approach used to compare the cost of different projects or technologies. The stream of each project's net costs is discounted to a single year using a discount rate (creating a net present value) and divided by the project's expected lifetime output (kWh in this case).

Figure 18. ELL DSM Supply Curve, Reference Case[42]

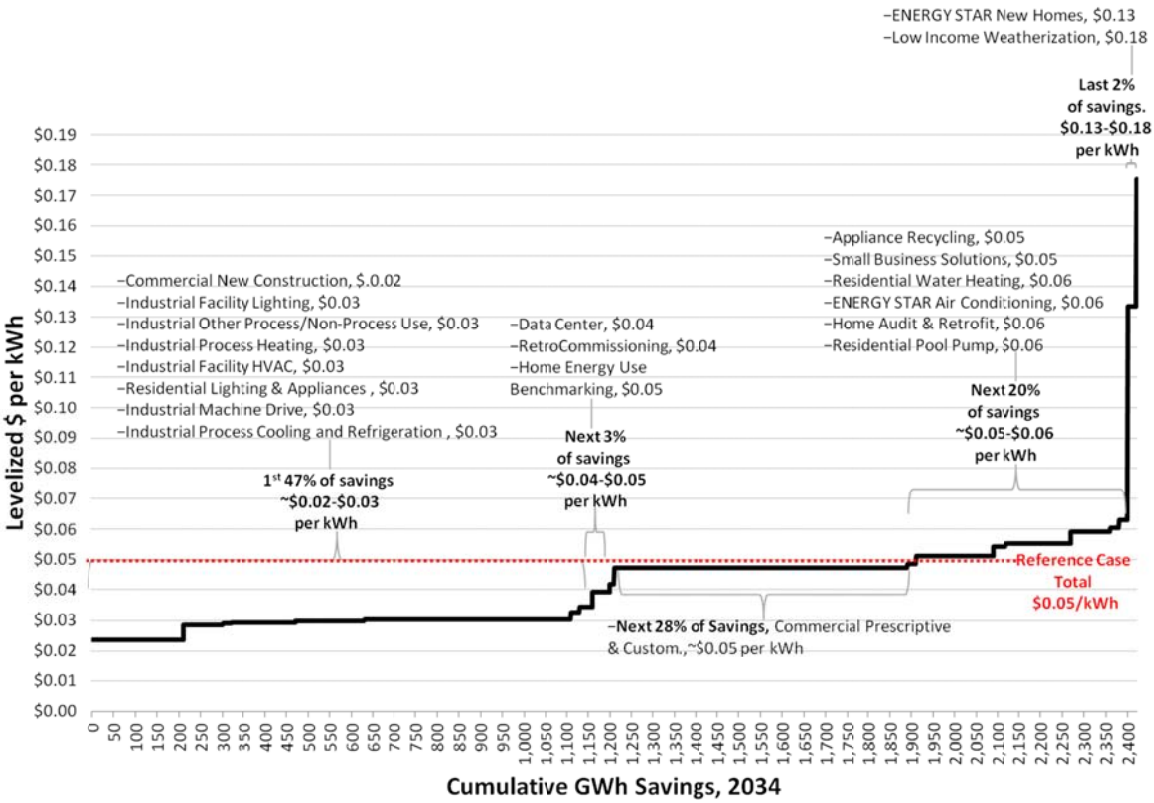

2.2.2 Costs in Context

A recent ACEEE report[43] summarized levelized program costs over the 2009 to 2012 period across 20 states. Data reported in this study was used to develop Figure 19.[44] Although historical program costs in other states are not necessarily comparable to future program costs in Louisiana due to differences in baselines, customer mixes, avoided costs, and other factors, it is helpful to put the costs projected in this Potential Study into context.

[42] Total reference case levelized cost per kWh of $0.05 reflects demand response program costs, but demand response programs are assumed to save only kW and not kWh. If demand response program costs are removed, total levelized cost drops to $0.04 per kWh in the reference case.

[43] Maggie Molina. The Best Value for America's Energy Dollar: A National Review of the Cost of Utility Energy Efficiency Programs. ACEEE Report U1402. March 2014.

[44] Note that that the levelized costs reported in the ACEEE report reflect savings at the meter, whereas costs in this Study are reported at generator. Also, ACEEE's assumed discount rate was 5%, whereas ELL's discount rate is closer to 7%. ACEEE estimates that accounting for line losses and bringing the savings to the generator level would reduce levelized costs about 7%, and that increasing the discount rate from 5% to 7% would increase levelized costs 10%. These adjustments were made to the levelized cost values reported by ACEEE, and are reflected in Figure 19.

The total levelized cost per kWh in the reference case in this Potential Study is $0.05 per kWh, if both energy efficiency (EE) and demand response (DR) program costs are included, and $0.04 per kWh if only EE programs are included. These values are at the upper end of the costs shown for other states in Figure 19 and are similar to the costs researched by ACEEE for Vermont, California, Rhode Island, Connecticut and Massachusetts; this makes sense for at least two reasons.

First, the portfolio of programs modeled for this Study is comprehensive in scope. It includes a wide variety of measures and programs covering all customer sectors, including hard-to-reach markets. Such is the nature of the portfolios run by administrators in the states listed above. If cost-effectiveness was the only goal for energy efficiency, DSM program administrators would likely spend program funding on elements at the lower end of the supply curve.

Second, costs in the ACEEE report reflect historical baselines, and heavy program reliance on very cost-effective, popular measures such as CFLs that will either not be available to programs in the future, or will have significantly diminished savings due to baseline changes. For example, according to Efficiency Vermont's 2010 Annual Report, 74% of cumulative residential program savings in 2010 were due to lighting measures.[45] By comparison, only 22% of cumulative residential program savings for ELL and EGSL combined is forecasted to be due to lighting measures -- this is largely due to the impacts of EISA 2007. Given what ICF knows today, such improvements to technology and new construction minimum efficiency standards mean that, all else equal, future programs are likely to be less cost-effective than historical programs.

[45] Efficiency Vermont. Annual Report 2010. February 2012.

Figure 19. Average Levelized Costs of Energy Efficiency in 20 States (2009-2012) and as Forecasted for ELL for this Potential Study (2015-2034)

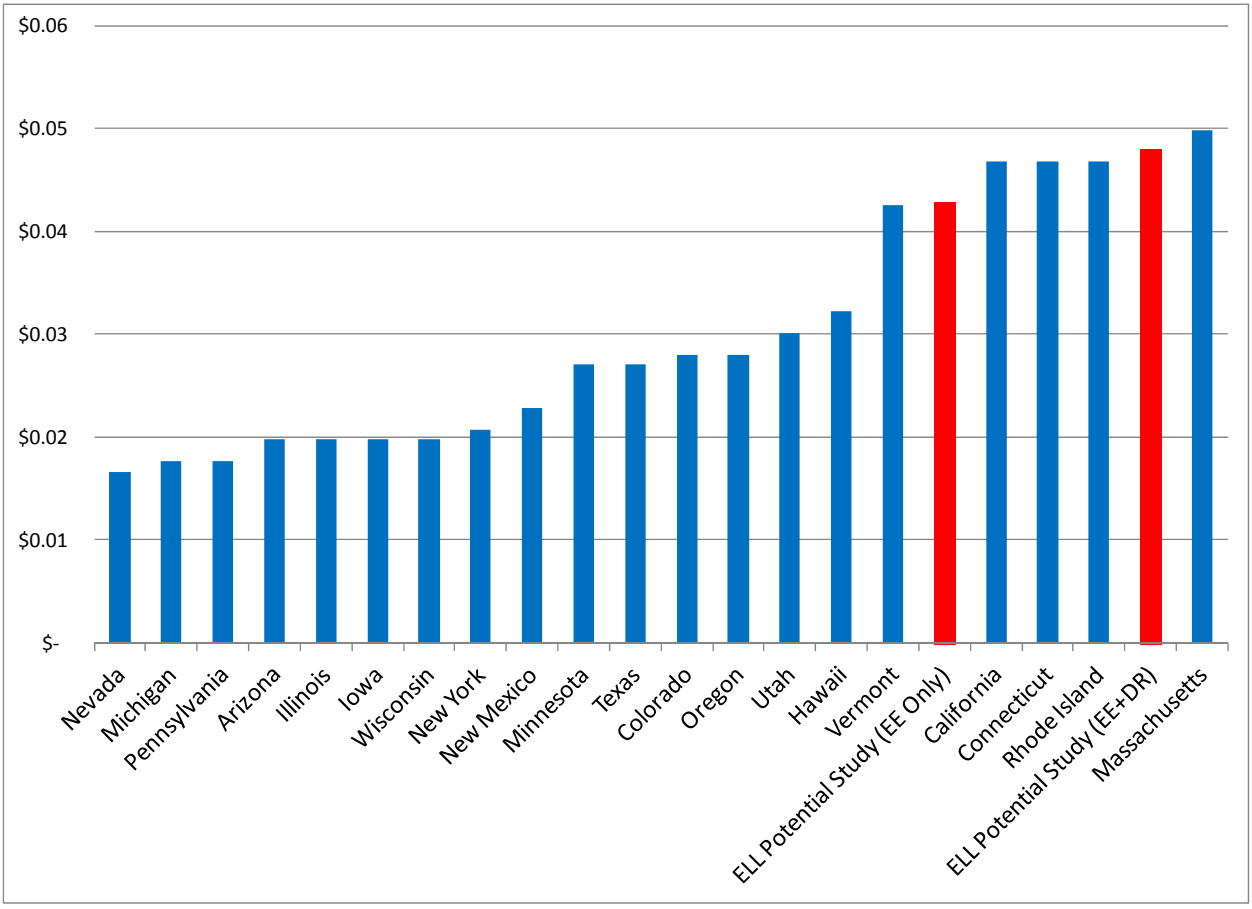

2.3 Incremental Savings Potential

Figure 20 shows the total incremental MWh savings[46] forecast by scenario. The graph shows that programs are assumed to have different ramp-up schedules in each scenario, with the schedules being the most aggressive in the high case due to the very high incentive levels.

Figure 20 also shows the impacts of EISA 2007 Tier 2, where savings drop significantly post-2020. Prior to 2020, ICF assumed ELL would pursue very aggressive (but achievable) CFL and LED lighting savings for bulb-types that will be phased-out.

[46] The difference between the amount of energy savings acquired or planned to be acquired as a result of energy efficiency activities in one year, and the amount of energy savings acquired or planned to be acquired as a result of the energy efficiency activities in the prior year.

Figure 20. Incremental MWh Savings, by Scenario (ELL)

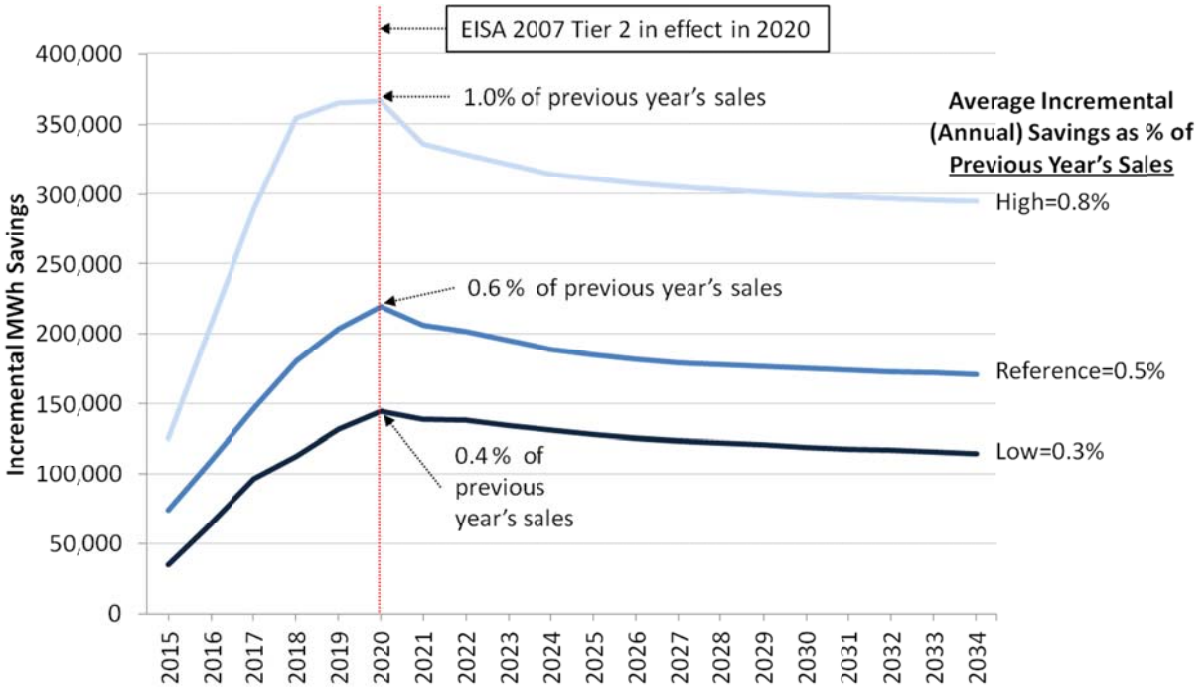

2.3.1 Savings in context

Figure 21 compares forecasted incremental savings impacts for this Study to savings impacts in Southern states achieved during 2010 through 2012. Column A describes the relevant statistic. Column B provides the statistical values in savings as % of load (i.e., savings as % of sales) for Southern states, and Column C provides a description of the forecast in this Study compared to Column B. To develop the statistics in this table, program performance data was aggregated across 27 EE portfolios and 10 states in the South[47] over 2010 to 2012.[48] In total there were 76 administrator-program year pairings used for benchmarking. This data is shown in the Appendix.

Average reference case savings impacts forecasted for this Study are equal to the 80th percentile of the benchmarking sample, or 0.5% of sales. In simple terms, this means ICF forecasts that ELL's DSM portfolio could achieve higher savings impacts than did 80% of Southern DSM portfolios during the 2010 to 2012 period. ICF forecasts that, at a minimum, ELL could achieve median-level savings. The maximum level of savings in an average year is equal to the 97% percentile of Southern DSM portfolios during the 2010 to 2012 time period.

[47] Based on climate zone designations. States in Southern climate zones include: Alabama, Arkansas, Florida, Georgia, Louisiana, Mississippi, North Carolina, Oklahoma, South Carolina, Texas and Virginia.

[48] Using U.S. EIA Form 861 data.

Figure 21. Incremental Savings in Context (ELL)

(A) Statistic	(B) Savings as % of Load of Southern Portfolios over 2010-12	(C) Relation of (B) to ELL Forecast Scenario (Savings as % of Load)
Minimum	<0.1%	
25th Percentile	0.2%	
50th Percentile (Median)	0.3%	Low case average
73rd Percentile	0.4%	Low case maximum (2020)
80th Percentile	0.5%	Reference case average
86th Percentile	0.6%	Reference case maximum (2020)
97th Percentile	0.8%	High case average
99th Percentile	1.0%	High case maximum (2020)
Maximum	1.3%	
Average	0.3%	Low case average

It is appropriate to compare ELL program performance to that of other programs in the Southern region, and not to a broader, national database of programs for at least three reasons:

- **Comparable Customer Bases.** As shown in Figure 11, industrial sector sales accounts for 52% of MWh sales in the ELL service territory, whereas in the U.S. as a whole, only 27% of electricity use is industrial. This is an important fact to consider when putting ELL program performance into context. Due to a variety market barriers unique to this sector, industrial participation rates are often much lower, and program ramp-up schedules are much slower than for residential and commercial programs.
  - One barrier is proprietary information. Some companies simply do not want outside parties inspecting their industrial processes.
  - Risk is a key factor: industrial facility managers do not always want to be on the "bleeding edge" of technology use. As one former petroleum plant manager put it to ICF, "The rewards of success [fully updating technology] are marginal, but the cost of failure can be catastrophic."
  - On a related note, there are hidden costs and risks to installing new equipment. For example, a program may rebate only specific brands of efficient equipment. If those equipment brands differ from the installed stock in a manufacturing plant, the plant manager would not only have to install the upgraded equipment, but change out all of the spare parts in storage, update maintenance and safety manuals, and conduct new staff trainings.

- Another reason some customers in this sector do not participate in utility programs is that they already have the in-house energy management expertise to improve facility performance, and the funds to do so.
- Finally, it is difficult, due to incentive caps often required for reasons of cost-effectiveness or equity, for large industrials to recover the costs of their contributions to utility program expenditures through energy efficiency riders or similar program cost recovery mechanisms. This is the main reason why, in many states, industrials have successfully lobbied for cost recovery opt-out legislation and are allowed to self-direct.[49]

All of this does not mean that, over the long run, industrial customer savings in ELL's service territory will be insignificant. To the contrary, as shown in Figure 17, ICF forecasts that industrial program savings will contribute 36% to cumulative achievable savings in the reference case. However, industrial sector savings ramps up more slowly than commercial and residential savings to account for the time required to overcome the above barriers.

Finally, when considering savings impact levels for ELL (e.g., savings as a % of sales), it is important to note that many states with the highest reported impacts (and the highest ACEEE State scorecard rankings) also have much smaller industrial bases than ELL. Note that not only are none of the top ranked states in the South (making them generally incomparable due to differences in climate and/or retail rates) but that, on average, these states have less than half the industrial load of ELL. To be fair, not all Southern states have industrial shares as high as ELL does, but Alabama, Arkansas, Louisiana, Mississippi, and South Carolina all have industrial shares at least 10% higher than the national average.

[49] In Louisiana, industrial customers are allowed to opt-out of the current pilot EE programs. However, at the time this analysis was performed, it was unclear whether the opt-out provision would continue once the pilot programs end, and programs enter more of a "permanent" status. Given this uncertainty, it would be impossible to predict the number and type of industrial customers that may opt-out in the future (if they are allowed to opt out at all). Therefore, for the purposes of this Study, we assumed that there are no opt-outs over the time horizon of the forecast. If industrials are allowed to opt-out in the future, this means that the industrial savings potential forecasted in this Study may be over-estimated, all else equal. The level of over-estimation is uncertain and tied to the uncertainty around the number and type of industrial customers that would opt-out under a future policy.

Figure 22. Industrial Sales %s in States with the Highest ACEEE State Scorecard Rankings[50]

State	ACEEE 2013 State Scorecard Rank	% 2012 Industrial Sales
MA	1	22%
CA	2	23%
NY	3	16%
OR	4	30%
CT	5	18%
RI	6	17%
VT	7	28%
WA	8	33%
MD	9	21%
IL	10	32%
Total Across Top Ten		**24%**
ELL		**52%**

- **Comparable Retail Rates.** As shown in Figure 23, Louisiana has some of the lowest retail electric rates in the country. Although there are other barriers to EE besides cost, cost is important, and higher retail rates mean that measures pay for themselves faster, and are therefore more attractive to customers.

Figure 23. U.S. Retail Electric Rates, 2013[51]

Census Division	2013 YTD Avg Retail Rate ($/kWh)
West South Central	$0.085
-Louisiana	$0.080
East South Central	$0.087
West North Central	$0.090
Mountain	$0.092

[50] Sources: www.ACEEE.org, U.S. EIA, Entergy SPO.

[51] Source: U.S. EIA Electric Power Monthly, February 2014.

East North Central	$0.093
South Atlantic	$0.097
Pacific Contiguous	$0.121
Middle Atlantic	$0.129
New England	$0.145
Pacific Noncontiguous	$0.266
U.S. Total	**$0.101**

- **Comparable Weather.** Louisiana is in the Southern U.S. Climate region. This is relevant to EE because many measures, such as air conditioners and insulation, are weather sensitive. These measures have similar savings levels across states with similar climates. For example, air conditioners have a much higher number of operating hours in the South than in the North, and conversely, insulation results in more winter savings in the North than in the South. This is one reason why is it difficult to compare the performance of Southern and Northern programs.

It is true there are administrators with customer bases, retail rates, and weather that are comparable to ELL and that have achieved savings levels higher than that forecasted in this Study. However, those are exceptions and would need to be benchmarked against ELL on a case-by-case basis.

3 Entergy Gulf States Louisiana (EGSL)

This section of the report begins by briefly describing baseline energy use in the EGSL service area. Next, the achievable potential forecast for EGSL is described, including savings, costs and cost-effectiveness, by scenario. Savings and costs are put into context through benchmarking analysis.

3.1 Electricity Use in the EGSL Service Area

Below we describe base year (2013) electricity use in the EGSL service area, in aggregate and by sector by end use. Figure 24 shows the distribution of electricity use in 2013 for EGSL and for the U.S. in total. Note the EGSL industrial share is 170% the U.S. industrial share. The implications of this are discussed in Section 3.2. Figure 25 and Figure 26 show the distributions of residential and commercial electricity use by end use. Figure 27 disaggregates industrial use by sector by end use.

As discussed in the Approach section, measures were developed for each applicable end use, and an eligible stock, or market size, was estimated for each measure. Data on the eligible stock is included in the measures section of the Appendix.

Figure 24. Distribution of Total Base Year Electric Electricity Use, by Sector, for EGSL and U.S. Total (EGSL Total 2013 Sales= 19,663 GWh)[52]

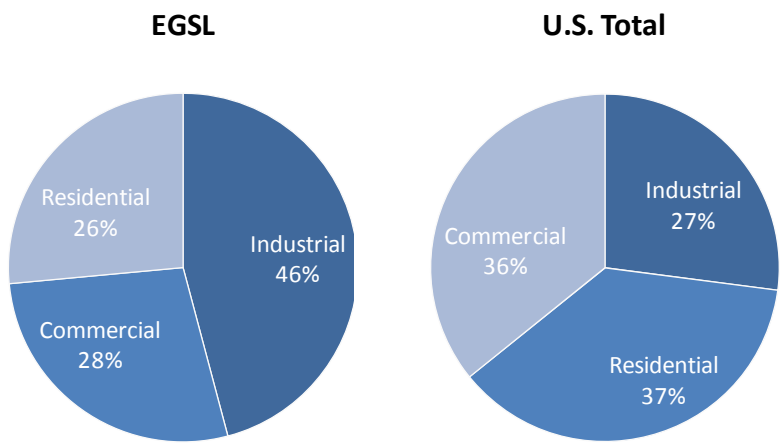

[52] Commercial for EGSL includes government and lighting, which constitute <1% load combined; industrial % includes industrial CHP, which is not included in the industrial subsector totals in Figure 27.

Figure 25. Distribution of Base Year EGSL Residential Electricity Use by End Use (Total 2013 Residential Sales= 5,206 GWh)[53]

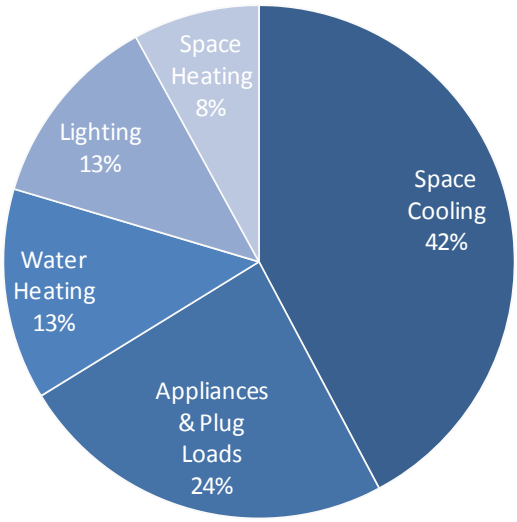

[53] Sources: Entergy (RASS Survey 2006); U.S. DOE (RECS 2009), ICF (Adjustments made to end use shares account for baseline changes since Entergy SPO and DOE Surveys).

Figure 26. Base Year EGSL Commercial Electricity Use by End Use (Total 2013 Commercial Sales=5,436 GWh)[54]

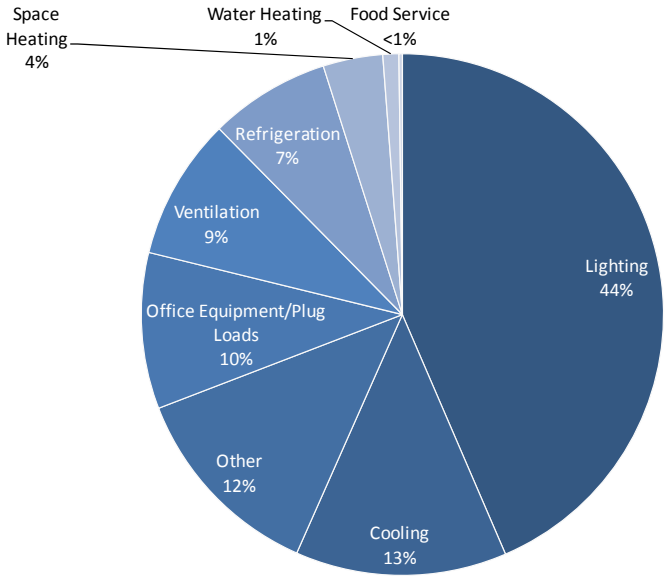

Figure 27. Base Year Industrial Electricity Use by Sector by End Use (EGSL) [55]

	Large Industrial						Small Industrial	All Sectors
	Petroleum Refining	Industrial Organic Chemicals	Plastics & Polymers	Chlor-alkali	Pulp & Paper	All Other - Large Industrial		
Total Industrial Base Year (2013) Sales, GWh	335	323	472	1,923	441	3,384	1,456	**8,333**
% Total Industrial Base Year (2013) Sales	4%	4%	6%	23%	5%	41%	17%	**100%**
End Use	**% Base Year (2013) MWh Use by Sector by End Use**							
Machine Drive	80%	80%	44%		92%	52%	52%	**44%**
-Pumps	48%	48%	9%		29%	14%	14%	**14%**
-Fans	7%	7%	6%		18%	8%	8%	**6%**
-Compressors	12%	12%	7%		4%	9%	9%	**7%**
-Motor - Other Applications	13%	13%	22%		42%	22%	22%	**17%**
Process Heating	3%	3%	19%			11%	11%	**8%**
Process Cooling and Refrigeration	5%	5%	12%			7%	7%	**5%**
Other Process Uses	2%	2%	3%			2%	2%	**2%**
Electro-Chemical	0%	0%	1%	90%		9%	9%	**26%**
Facility HVAC	3%	3%	10%		0%	8%	8%	**6%**
Facility Lighting	2%	2%	8%			6%	6%	**4%**
Other non-process use	0%	0%	2%		8%	2%	2%	**2%**
Other process/Other non-process use				10%				**2%**

[54] Includes government and lighting. Sources: Entergy SPO (2014); U.S. DOE (CBECS 2003), Commercial Building Institute (2014).

[55] Sources: Entergy (2014), U.S. DOE (MECS 2010). Note industrial total sales shown in the table do not include combined heat and power (CHP). Note also that the industrial sales forecast provided by SPO and used by ICF to determine the industrial baseline for this Potential Study has been updated since this analysis was performed. SPO's updated industrial sector forecast shows higher growth in industrial electricity use than the previous forecast. All else equal, this may mean that industrial savings potential could be slightly underestimated in this Potential Study, but it is too difficult to draw any specific conclusions about the impacts of the updated industrial forecast without further analysis.

3.2 Achievable Energy Efficiency Potential in the EGSL Service Area

This section includes the presentation and analysis of ICF's forecast of total achievable DSM potential for the EGSL service area for 2015 through 2034. Total achievable potential is the sum of residential, commercial, and industrial potential. Electric savings and program cost estimates are shown, as well as benefit-cost estimates. The forecast is put in context through benchmarking analysis.

3.2.1 Cumulative Potential

Total achievable potential is the sum of achievable potential estimated for each measure in the analysis. Total cumulative achievable potential estimates are shown in Figure 28, along with cumulative savings[56] impacts. Figure 29 provides an overall summary of this Study's forecast including electricity and demand savings, savings impacts, costs, benefits, and cost-effectiveness. To review the forecast:

- ICF estimates that, in the reference case, EGSL can achieve cost-effective cumulative electric savings equal to 5.8% of load over the 2015 to 2034 time horizon. Total program costs over this 20-year period are estimated to equal $1.0 Billion.[57] Total net benefits are estimated to equal $548 Million.
- In the high case, we estimate that EGSL could achieve an additional 636 GWh in savings for an additional $1.5 Billion in program spending beyond the reference case. That is, in the high case, savings would increase 40% over reference case levels while spending would increase 47%. Savings are less cost-effective in the high case because increasing incentive levels increases adoption of more efficient but less cost-effective measures
- In the low case, ICF estimates that EGSL would achieve 36% less savings than in the reference case, while costs would decrease 47% compared to the reference case. Net benefits are $215 Million lower in the low case than in the reference case.

[56] The summation of savings from multiple projects or programs over 2015-2034, taking into account the time of measure installation in the first year, annual energy savings for subsequent years, and the life of the installed measures.

[57] Including program incentive and non-incentive costs.

Figure 28. EGSL Cumulative MWh Savings Forecast, by Scenario

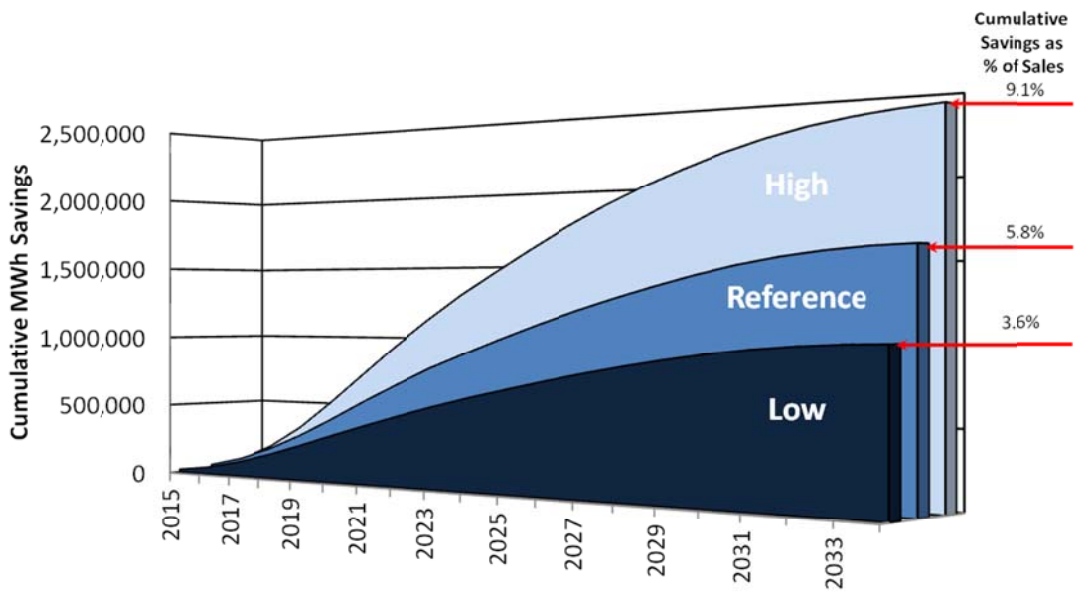

Figure 29. Total Savings, Savings Impacts, Benefits, Costs and Costs-Effectiveness, by Scenario (EGSL)

Scenario	Cumulative GWh Savings (2015-2034)	Cumulative GWh Savings as % of Sales	Cumulative MW Savings (2015-2034)	Cumulative MW Savings as % of Peak[58]	Total TRC Benefits, 2015-2034 ($Mil.)	Total TRC Costs, 2015-2034 ($Mil.)[59]	Net TRC Benefits, 2015-2034 ($Mil.)[60]	TRC B/C Ratio	Total Program Costs, 2015-2034 ($Mil.)[61]	Incremental Cost per kWh	Levelized Cost per kWh
Low	1,018	3.6%	276	5.9%	$725	$392	$333	1.8	$563	$0.36	$0.04
Reference	1,595	5.8%	472	10.1%	$1,192	$645	$548	1.8	$1,054	$0.42	$0.05
High	2,231	9.1%	674	14.4%	$1,823	$1,308	$516	1.4	$2,501	$0.64	$0.08

Figure 30 shows the distribution of cumulative savings by sector in the reference case in the short-term and in the long-term. One important difference between long versus short run savings is the increased prevalence of industrial program savings. This is, in part, because experience shows industrial programs take longer to ramp up than residential and commercial programs; therefore, forecasted savings for industrial programs builds gradually in this forecast. Also, residential program savings are proportionally much lower in the long run than in the short run; this is largely because of the impact of EISA 2007 Tier 2 beginning in 2020 (see Section 1.4.3).

[58] Forecasted non-coincident peak demand.

[59] TRC (Total Resource Cost) test costs include total measure incremental costs and program non-incentive costs over the time horizon of the forecast (2015-2034).

[60] TRC (Total Resource Cost) test benefits include total electric generation (kWh), capacity (kW), and gas (therm) costs avoided over the time horizon of the forecast (2015-2034).

[61] Program costs include incentive costs and non-incentive costs (e.g., administration, marketing, etc.).

Figure 30. Distribution of Cumulative MWh Savings by Sector, 2019 and 2034 (EGSL)

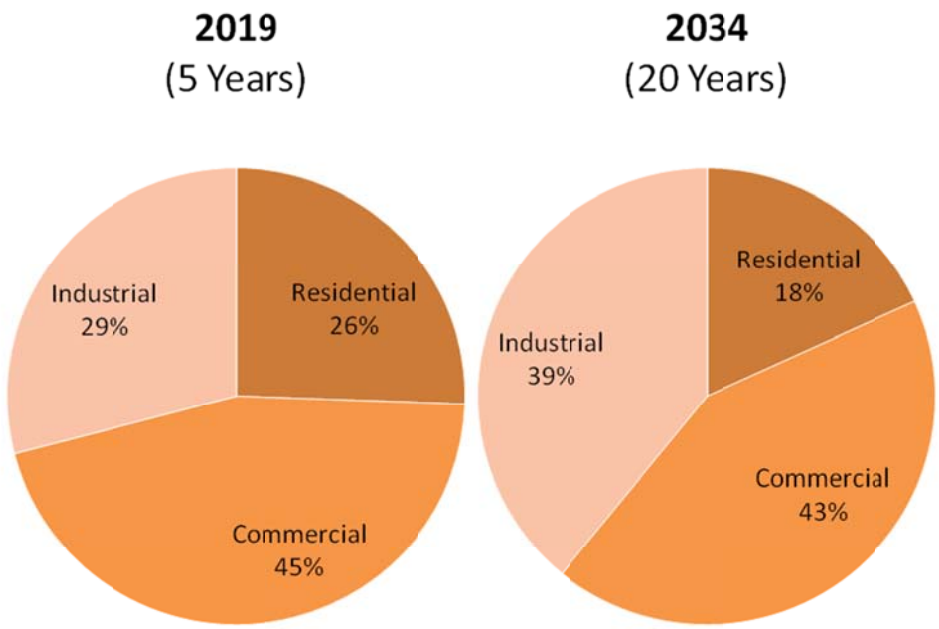

Figure 31 shows the reference case DSM supply curve, which plots cumulative electric savings on the x-axis and levelized program costs on the y-axis.[62] The graph shows that about half the savings could be achieved through programs that cost $0.02-$0.03 per kWh. Moving from left to right, each additional group of programs shown in the graph is more costly on a per kWh basis. The programs listed in each group on the supply curve are sorted from lowest to highest levelized cost per kWh; Commercial New Construction is the least costly, and Low Income Weatherization is the most costly. The program with the largest savings impact is Commercial Prescriptive and Custom. Note that industrial programs are in the first group of programs and are amongst the least costly. This is in part because industrial EE retrofits can be very large, and industrial facilities have a high number of operating hours. This means that the volume of potential savings per project can be relatively high for this sector.

[62] Levelized costs are the result of a computational approach used to compare the cost of different projects or technologies. The stream of each project's net costs is discounted to a single year using a discount rate (creating a net present value) and divided by the project's expected lifetime output (kWh in this case).

Figure 31. EGSL DSM Supply Curve, Reference Case (EGSL)[63]

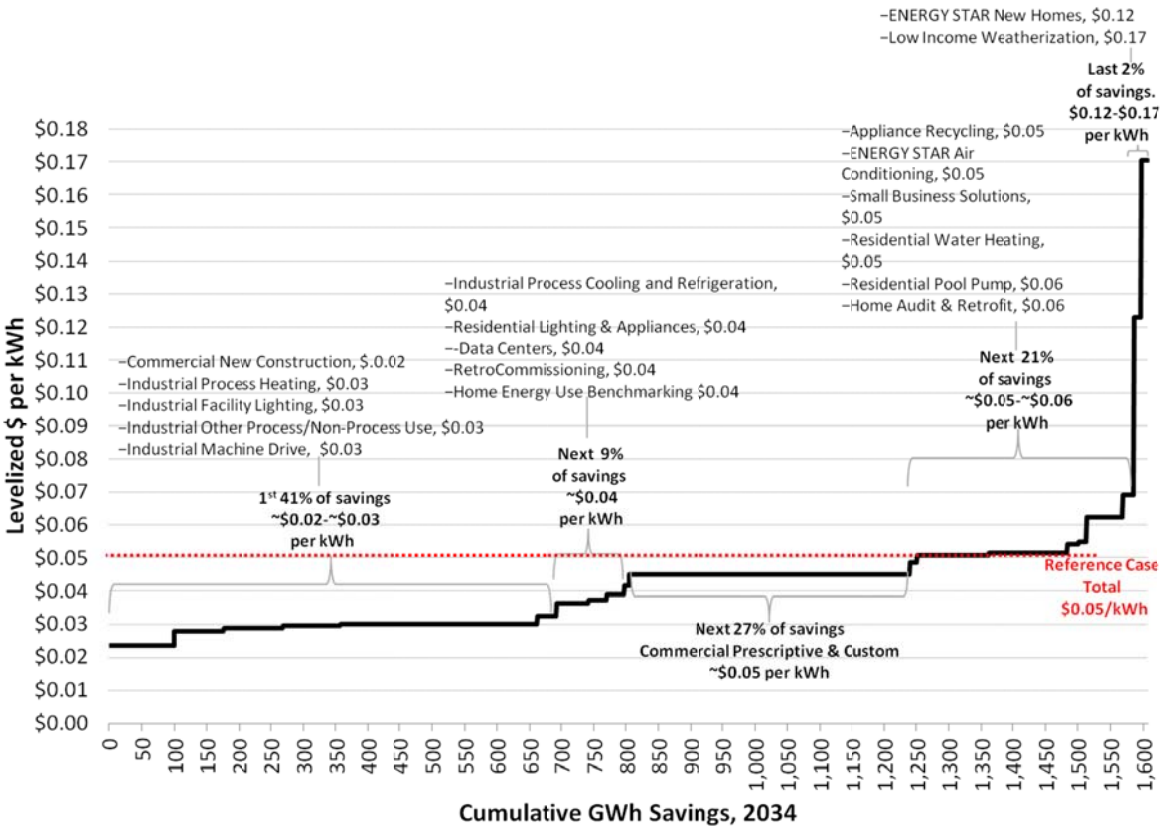

3.2.2 Costs in Context

A recent ACEEE report[64] summarized levelized program costs over the 2009 to 2012 period across 20 states. Data reported in this study is included Figure 32.[65] Although historical program costs in other states are not necessarily comparable to future program costs in Louisiana due to differences in baselines, customer mixes, avoided costs, and other factors, it is helpful to put the costs projected in this Potential Study into context.

[63] Total reference case levelized cost per kWh of $0.05 reflects demand response program costs, but demand response programs are assumed to save only kW and not kWh. If demand response program costs are removed, total levelized cost drops to $0.04 per kWh in the reference case.

[64] Maggie Molina. The Best Value for America's Energy Dollar: A National Review of the Cost of Utility Energy Efficiency Programs. ACEEE Report U1402. March 2014.

[65] Note that that the levelized costs reported in the ACEEE report reflect savings at the meter, whereas costs in this Potential Study are reported at generator. Also, ACEEE's assumed discount rate was 5%, whereas ELL's discount rate is closer to 7%. ACEEE estimates that accounting for line losses and bringing the savings to the generator level would reduce levelized costs about 7%, and that increasing the discount rate from 5% to 7% would increase levelized costs 10%. These adjustments were made to the levelized cost values reported by ACEEE, and are reflected in Figure 19.

The total levelized cost per kWh in the reference case in this Study is $0.05 per kWh, if both energy efficiency (EE) and demand response (DR) program costs are include, and $0.04 per kWh if only EE programs are included. These values are at the upper end of the costs shown for other states in Figure 32, and are similar to the costs researched by ACEEE for Vermont, California, Rhode Island, Connecticut, and Massachusetts; this makes sense for at least two reasons.

First, the portfolio of programs modeled for this Potential Study is comprehensive in scope. It includes a wide variety of measures and programs covering all customer sectors, including hard-to-reach markets. Such is the nature of the portfolios run by administrators in the states listed above. If cost-effectiveness was the only goal for energy efficiency, DSM program administrators would likely spend program funding on elements at the lower end of the supply curve.

Second, costs in the ACEEE report reflect historical baselines, and heavy program reliance on very cost-effective, popular measures such as CFLs that will either not be available to programs in the future, or will have significantly diminished savings due to baseline changes. For example, according to Efficiency Vermont's 2010 Annual Report, 74% of cumulative residential program savings in 2010 were due to lighting measures.[66] By comparison, only 22% of cumulative residential program savings for ELL and EGSL combined is forecasted to be due to lighting measures -- this is largely due to the impacts of EISA 2007. Given what ICF knows today, such improvements to technology and new construction minimum efficiency standards mean that, all else equal, future programs are likely to be less cost-effective than historical programs.

[66] Efficiency Vermont. Annual Report 2010. February 2012.

Figure 32. Average Levelized Costs of Energy Efficiency in 20 States (2009-2012) and as Forecasted for EGSL for this Potential Study (2015-2034)

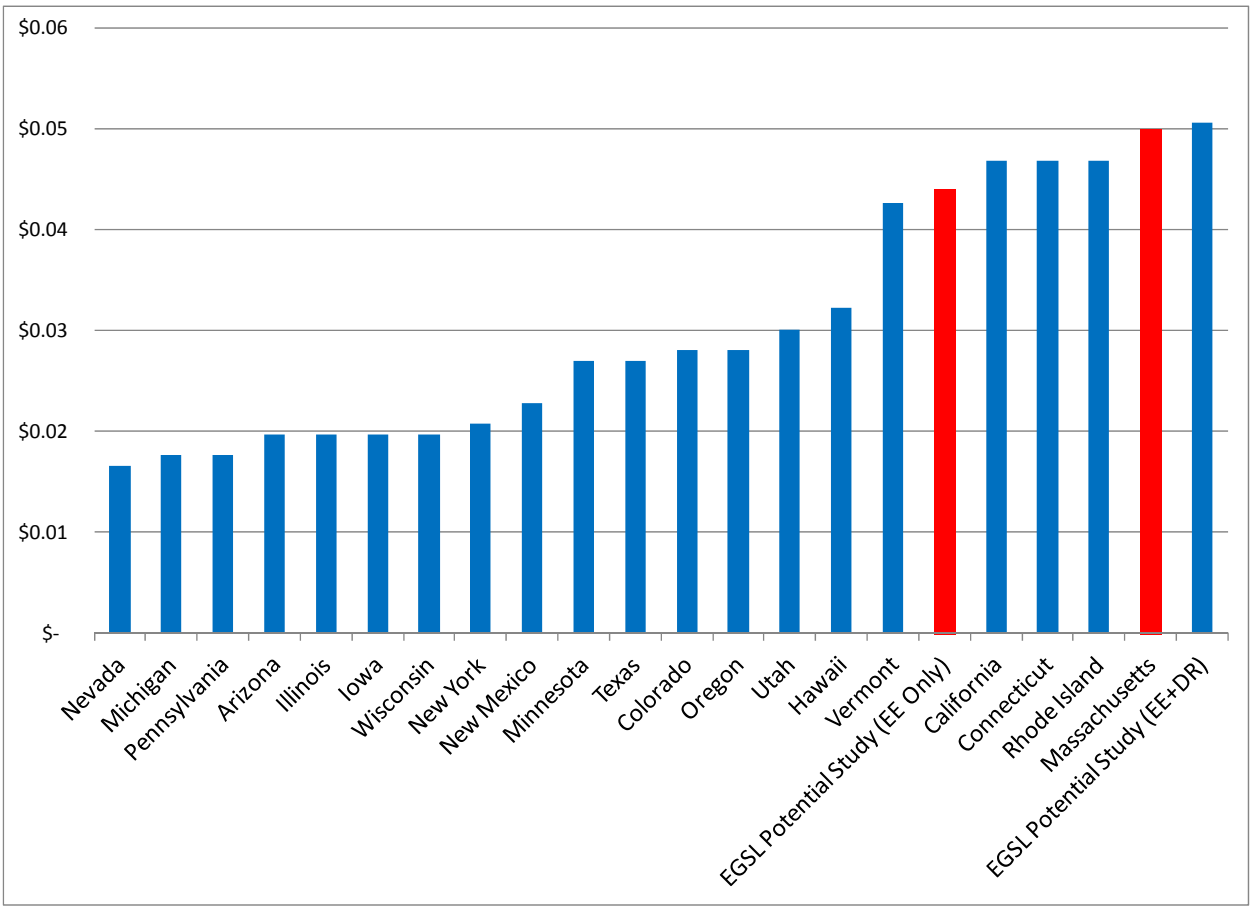

3.3 Incremental Savings Potential

Figure 33 shows the total incremental MWh savings[67] forecast by scenario. The graph shows that programs are assumed to have different ramp-up schedules in each scenario, with the schedules being the most aggressive in the high case due to the very high incentive levels.

Figure 33 also shows the impacts of EISA 2007 Tier 2, where savings drop significantly post-2020. Prior to 2020, ICF assumed EGSL would pursue very aggressive (but achievable) CFL and LED lighting savings for bulb-types that will be phased-out.

[67] The difference between the amount of energy savings acquired or planned to be acquired as a result of energy efficiency activities in one year, and the amount of energy savings acquired or planned to be acquired as a result of the energy efficiency activities in the prior year.

Figure 33. Incremental MWh Savings, by Scenario (EGSL)

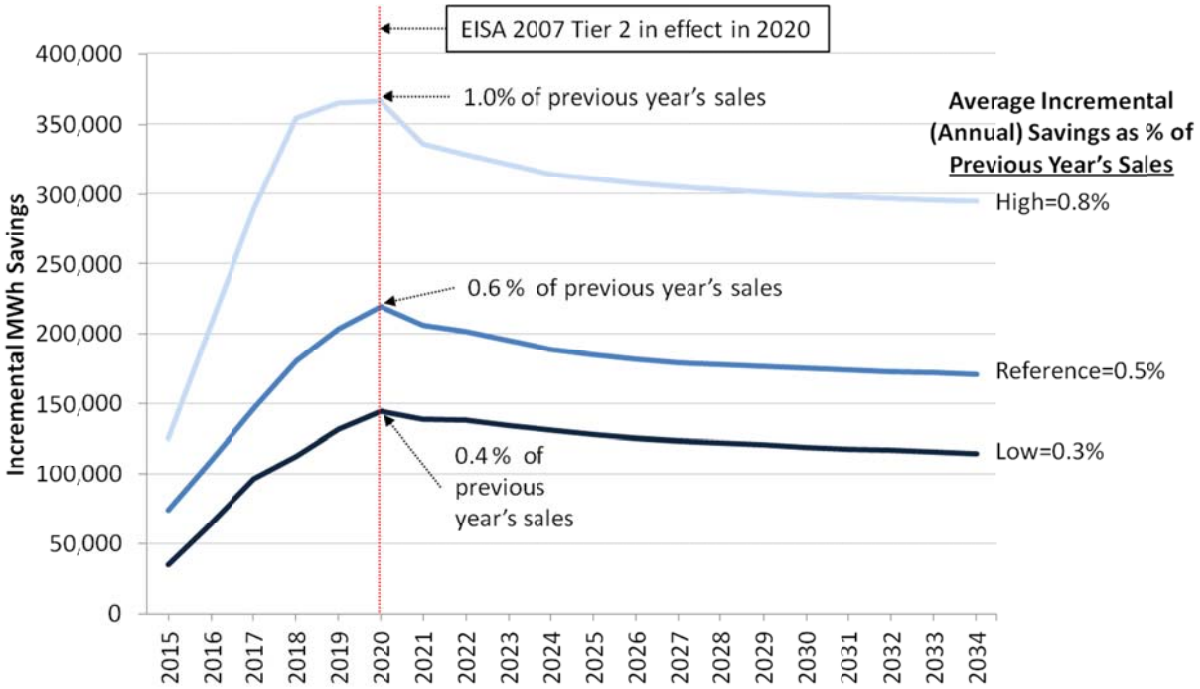

3.3.1 Savings in context

Figure 34 compares forecasted incremental savings impacts for this Study to savings impacts in Southern states achieved during 2010 through 2012. Column A describes the relevant statistic. Column B provides the statistical values in savings as % of load (i.e., savings as % of sales) for Southern states, and Column C provides a description of the forecast in this Study compared to Column B. To develop the statistics in this table, program performance data was aggregated across 27 EE portfolios and 10 states in the South[68] over 2010 to 2012.[69] In total there were 76 administrator-program year pairings used for benchmarking. This data is shown in the Appendix.

Average reference case savings impacts forecasted for this Study are equal to the 80th percentile of the benchmarking sample, or 0.5% of sales. In simple terms, this means we forecast EGSL's DSM portfolio could achieve higher savings impacts than did 80% of Southern DSM portfolios during the 2010-2012 period. We forecast that, at a minimum EGSL could achieve median-level savings. The maximum level of savings in an average year would is equal to the 97% percentile of Southern DSM portfolios during the 2010-2012 time period.

[68] Based on climate zone designations. States in Southern climate zones include: Alabama, Arkansas, Florida, Georgia, Louisiana, Mississippi, North Carolina, Oklahoma, South Carolina, Texas and Virginia.

[69] Using U.S. EIA Form 861 data.

Figure 34. Incremental Savings in Context (EGSL)

(A) Statistic	(B) Savings as % of Load of Southern Portfolios over 2010-12	(C) Relation of (B) to EGSL Forecast Scenario (Savings as % of Load)
Minimum	<0.1%	
25th Percentile	0.2%	
50th Percentile (Median)	0.3%	Low case average
73rd Percentile	0.4%	Low case maximum (2020)
80th Percentile	0.5%	Reference case average
86th Percentile	0.6%	Reference case maximum (2020)
97th Percentile	0.8%	High case average
99th Percentile	1.0%	High case maximum (2020)
Maximum	1.3%	
Average	0.3%	Low case average

It is appropriate to compare EGSL program performance to that of other programs in the Southern region, and not to a broader, national database of programs for at least three reasons:

- **Comparable Customer Bases.** As shown in Figure 27, industrial sector sales accounts for 50% of MWh sales in the EGSL service area, whereas in the U.S. as a whole, only 27% of electricity use is industrial. This is an important fact to consider when putting EGSL program performance into context. Due to a variety market barriers unique to this sector, industrial participation rates are often much lower, and program ramp-up schedules much slower, than for residential and commercial programs.
  - One barrier is proprietary information. Some companies simply do not want outside parties inspecting their industrial processes.
  - Risk is an key factor: industrial facility managers do not always want to be on the "bleeding edge" of technology use. As one former petroleum plant manager put it to ICF, "The rewards of success[fully updating technology] are marginal, but the cost of failure can be catastrophic."
  - On a related note, there are hidden costs and risks to installing new equipment. For example, a program may rebate only specific brands of efficient equipment. If those equipment brands differ from the installed stock in a manufacturing plant, the plant manager would have to not only install the upgraded equipment, but change out all of the spare parts in storage, update maintenance and safety manuals, and conduct new staff trainings.

- Another reason some customers in this sector do not participate in utility programs is that they already have the in-house energy management expertise to improve facility performance, and the funds to do so.
- Finally it is difficult, due to incentive caps often required for reasons of cost-effectiveness or equity, for large industrials to recover the costs of their contributions to utility program expenditures through energy efficiency riders or similar program cost recovery mechanisms. This is the main reason why, in many states, industrials have successfully lobbied for cost recovery opt-out legislation and are allowed to self-direct. [70]

All of this does not mean that, over the long run, industrial customer savings in EGSL's service area will be insignificant. To the contrary: as shown in Figure 30, ICF forecasts that industrial program savings will contribute 39% to cumulative achievable savings in the reference case. However, industrial sector savings ramps-up more slowly than commercial and residential savings to account for the time required to overcome the above barriers.

Finally, when considering savings impact levels for EGSL (e.g., savings as a % of sales) it is important to note that many states with the highest reported impacts (and the highest ACEEE State scorecard rankings) also have much smaller industrial bases than EGSL. Note that not only are none of the top ranked states in the South (making them generally incomparable due to differences in climate and/or retail rates) but that, on average, these states have about half the industrial load of EGSL. To be fair, not all Southern states have industrial shares as high as EGSL does, but Alabama, Arkansas, Louisiana, Mississippi, and South Carolina all have industrial shares at least 10% higher than the national average.

[70] In Louisiana, industrial customers are allowed to opt-out of the current pilot EE programs. However, at the time this analysis was performed, it was unclear whether the opt-out provision would continue once the pilot programs end, and programs enter more of a "permanent" status. Given this uncertainty, it would be impossible to predict the number and type of industrial customers that may opt-out in the future (if they are allowed to opt out at all). Therefore, for the purposes of this Study, we assumed that there are no opt-outs over the time horizon of the forecast. If industrials are allowed to opt-out in the future, this means that the industrial savings potential forecasted in this Study may be over-estimated, all else equal. The level of over-estimation is uncertain and tied to the uncertainty around the number and type of industrial customers that would opt-out under a future policy.

Figure 35. Industrial Sales %s in States with the Highest ACEEE State Scorecard Rankings[71]

State	ACEEE 2013 State Scorecard Rank	% 2012 Industrial Sales
MA	1	22%
CA	2	23%
NY	3	16%
OR	4	30%
CT	5	18%
RI	6	17%
VT	7	28%
WA	8	33%
MD	9	21%
IL	10	32%
Total Across Top Ten		**24%**
EGSL		**46%**

- **Comparable Retail Rates.** As shown in Figure 36, Louisiana has some of the lowest retail electric rates in the country. Although there are other barriers to EE besides cost, cost is important, and higher retail rates mean that measures pay for themselves faster, and are therefore more attractive to customers.

[71] Sources: www.ACEEE.org, U.S. EIA, Entergy

Figure 36. U.S. Retail Electric Rates, 2013[72]

Census Division	2013 YTD Avg Retail Rate ($/kWh)
West South Central	$0.085
-Louisiana	$0.080
East South Central	$0.087
West North Central	$0.090
Mountain	$0.092
East North Central	$0.093
South Atlantic	$0.097
Pacific Contiguous	$0.121
Middle Atlantic	$0.129
New England	$0.145
Pacific Noncontiguous	$0.266
U.S. Total	**$0.101**

- **Comparable Weather.** Louisiana is in the Southern U.S. Climate region. This relates to energy efficiency because many measures, such as air conditioners and insulation, are weather sensitive. These measures have similar savings levels across states with similar climates. For example, air conditioners have a much higher number of operating hours in the South than in the North, and conversely, insulation results in more winter savings in the North than in the South. This is one reason why is it difficult to compare the performance of Southern and Northern programs.

It is true there are administrators with customer bases, retail rates, and weather that are comparable to EGSL and that have achieved savings levels higher than that forecasted in this Study. However, those are exceptions and would need to be benchmarked against EGSL on a case-by-case basis.

[72] Source: U.S. EIA Electric Power Monthly, Released February 2014

4 Combined Forecast (ELL & EGSL)

This section provides a summary of the combined achievable potential for the ELL and EGSL service areas including electricity and demand savings, savings impacts, costs, benefits and cost-effectiveness. To review the combined forecast:

- ICF estimates that, in the reference case, ELL and EGSL combined can achieve cost-effective cumulative electric savings equal to 5.9% of combined load over the 2015 to 2034 time horizon. Total combined program costs over this 20-year period are estimated to equal $2.6 Billion.[73] Total net benefits are estimated to equal $1.4 Billion.
- In the high case, ICF estimates that ELL and EGSL combined could achieve an additional 1,927 GWh in savings for an additional $3.7 Billion in program spending beyond the reference case. That is, in the high case, savings would increase 48% over reference case levels while spending would increase 141%. Savings are less cost-effective in the high case because increasing incentive levels increases adoption of more efficient but less cost-effective measures
- In the low case, ICF estimates that EGSL would achieve 36% less savings than in the reference case, while costs would decrease 47% compared to the reference case. Net benefits are $200 Million lower in the low case than in the reference case.

Figure 37. Combined Louisiana (ELL + EGSL) Cumulative MWh Savings Forecast, by Scenario

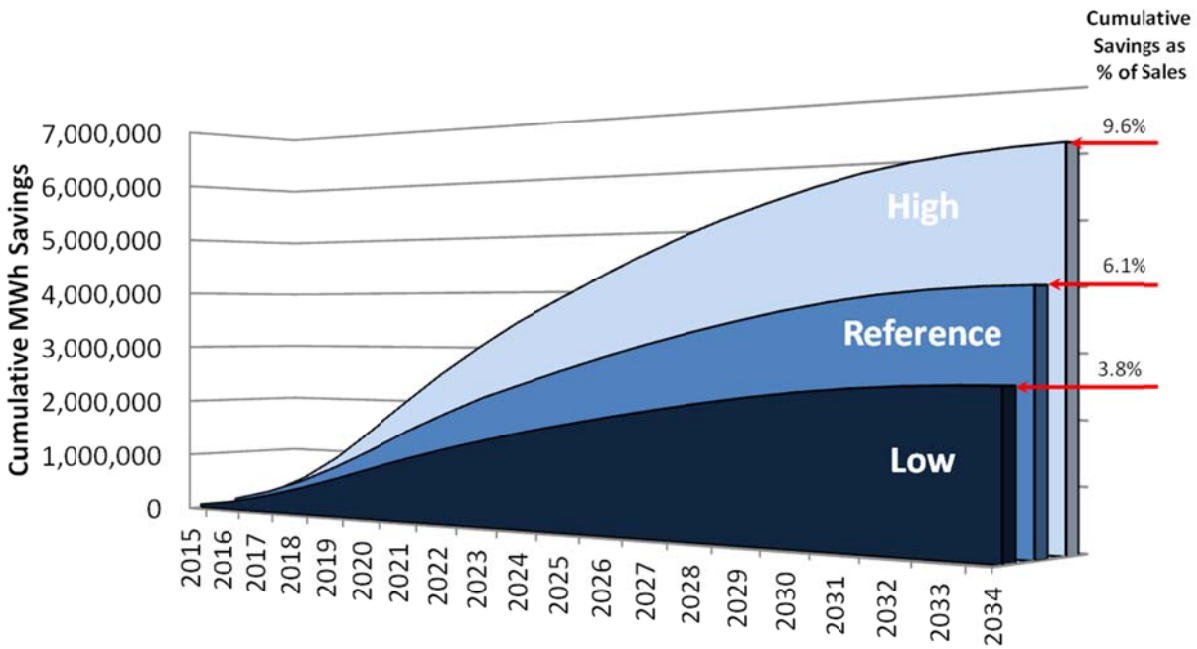

[73] Including program incentive and non-incentive costs.

Figure 38. Total Savings, Savings Impacts, Benefits, Costs and Costs-Effectiveness, by Scenario, Combined (ELL+EGSL)

Scenario	Cumulative GWh Savings (2015-2034)	Cumulative GWh Savings as % of Sales	Cumulative MW Savings (2015-2034)	Cumulative MW Savings as % of Peak[74]	Total TRC Benefits, 2015-2034 ($Mil.)	Total TRC Costs, 2015-2034 ($Mil.)[75]	Net TRC Benefits, 2015-2034 ($Mil.)[76]	TRC B/C Ratio	Total Program Costs, 2015-2034 ($Mil.)[77]	Incremental Cost per kWh	Levelized Cost per kWh
Low	2,549	3.8%	673	5.9%	$1,868	$1,002	$866	1.9	$1,387	$0.35	$0.04
Reference	3,996	6.1%	1,139	9.9%	$3,061	$1,665	$1,397	1.8	$2,637	$0.45	$0.05
High	5,923	9.6%	1,656	14.4%	$4,717	$3,415	$1,303	1.4	$6,362	$0.64	$0.08

[74] Forecasted non-coincident peak demand.

[75] TRC (Total Resource Cost) test costs include total measure incremental costs and program non-incentive costs over the time horizon of the forecast (2015-2034).

[76] TRC (Total Resource Cost) test benefits include total electric generation (kWh), capacity (kW), and gas (therm) costs avoided over the time horizon of the forecast (2015-2034).

[77] Program costs include incentive costs and non-incentive costs (e.g., administration, marketing, etc.).

blank page

5 Appendices

A. Measure assumptions
B. Net-to-gross assumptions
C. Payback acceptance curves and participation approaches utilized
D. Program level savings, costs and cost-effectiveness
E. Benchmarking data
F. Avoided costs

blank page

Appendix A: Measure Assumptions

This Appendix includes measures assumptions and sources.

Below, definitions are provided for variables whose names may require further description for the reader.

Variable	Definition
Participation	
First Year of Participation (So Year)	First year of the analysis in which participation is forecasted to occur for a measure. In some cases, participation does not occur in the first year of the analysis (2015) because the baseline is not relevant until after 2015; in some cases we forecasted it would take a year or more before a program could realize savings for a measure due to program processes or historically slow adoption rates.
First Year Annual Participation Rate (So)	Annual (incremental) participation rate in first year in which participation is forecasted to occur.
Year of Maximum Annual Participation (Smax Year)	Year of the analysis in which the maximum participation rate is forecasted to occur for this measure.
Maximum Annual Participation Rate (Smax)	Annual (incremental) participation rate in the year in which the maximum participation rate is forecasted to occur.
Final Year of Participation (Fo Year)	Final year in the analysis in which participation is forecasted to occur for this measure. If not 2034, this is due to a baseline change.
Final Year Annual Participation Rate (Fo)	Annual (incremental) participation rate in the final year in which participation is forecasted to occur for this measure.
Applicability Factors	
Total Sub-Sector Units	# of applicable buildings for commercial and residential, or # of applicable kWh for industrial process
Measure Units per Sub-Sector Unit	# of measure units applicable per sub-sector unit
Applicability	% of subsector measure is applicable to
Technical Feasibility	% of cases where measure can technically be installed
Distribution of Measure Permutation by Measure Size	If multiple measure permutations by size, the % applicability of the measure permutation's size across the relevant size options. Based on baseline data on relevant buildings/subsectors.
Distribution of Measure Permutation by Efficiency Level	If multiple measure permutations by efficiency level, the % applicability of the measure permutation's efficiency level across relevant efficiency levels. Based upon relative payback acceptance, and/or professional judgment as needed.
Not Yet Adopted Rate	One minus the current measure saturation rate
Annual Replacement Eligibility	1/measure life for replace on burnout; 100% for retrofit and new construction.
Total Applicable Measure Units	Product of all other applicability factors. Total market size for measure in 2014.

Industrial measure sources in Appendix A tables are noted by reference numbers. These numbers and their associated sources are shown in the below table.

Industrial Reference Number	Industrial Reference Name
1	Worrel, E., Galitsky, C. 2005. Energy Efficiency Improvement and Cost Saving Opportunities for Petroleum Refineries (Report No. LBNL-56183). Ernest Orlando Lawrence Berkeley National Laboratory - Date Accessed: April 2014.
2	Neelis, M., Worrel, E., Masanet, E. 2008. Energy Efficiency Improvement and Cost Saving Opportunities for the Petrochemical Industry (Report No. LBNL-964E). Ernest Orlando Lawrence Berkeley National Laboratory - Date Accessed: April 2014.
3	NRCan Office of Energy Efficiency. 2004. Premium-Efficiency Motors Technical Fact sheet. Date Accessed: May 2010.
4	US Department of Energy. 2002. Industrial Electric Motor Systems Market Opportunities Assessment. Date Accessed: May 2010.
5	ICF
6	US Department of Energy. 2006. Trim or Replace Impellers on Oversized Pumps. Date Accessed: May 2010.
7	Vendor website - Date Accessed: May 2010.
8	US Department of Energy. 2004. Variable Speed Pumping. Date Accessed: May 2010.
9	UK Department of the Environment, Transport and the Region's Energy Efficiency Best Practice Programme. 1999. Air compressors with integral variable speed control. Date Accessed: May 2010.
10	Sustainability Victoria. 2006. Efficient Compressed Air Systems. Date Accessed: March 2010.
11	Ontario Power Authority. 2009. 2009 Commercial and Institutional Measures and Assumptions. Date Accessed: May 2010.
12	Masanet, E., Worrel, E., Graus, W., Galitsky, C. 2008. Energy Efficiency Improvement and Cost Saving Opportunities for the Fruit and Vegetable Processing Industry. Date Accessed: May 2010.
13	US Department of Energy. 2005. Replace V-Belts with Cogged or Synchronous Belt Drives. Date Accessed: May 2010.
14	Vendor website - Date Accessed: March 2010.
15	US Department of Energy. 2004. Improving Process Heating System Performance: A Sourcebook for Industry- Date Accessed: April 2010.
16	Vendor website - Date Accessed: May 2010.
17	Federal Energy Management Program (FEMP). Technology Profiles, Centrifugal Chillers - High Efficiency. Date Accessed: May 2010.
18	NRCan Office of Energy Efficiency. 2009. Walk-in Commercial Refrigeration. Date Accessed: July 2010.
19	Vendor website - Date Accessed: July 2010.
20	US Environmental Protection Agency. 1998. Wise Rules for Industrial Efficiency. Date Accessed: July 2010.

Industrial Reference Number	Industrial Reference Name
21	Betterbricks. Operation and Maintenance of Chillers. Date Accessed: July 2010.
22	Heschong Mahone Group. 2008. Analysis of Standards Options for Walk-in Refrigerated Storage. Date Accessed: July 2010.
23	NRCan Office of Energy Efficiency. 2009. Dry-Type Transformers. Date Accessed: July 2010.
24	Worrel, E., Galitsky, C. 2003. Energy Efficiency Improvement and Cost Saving Opportunities for Breweries, an Energy Start Guide for Energy and Plant Managers (Report No. LBNL-54036-Revision). Ernest Orlando Lawrence Berkeley National Laboratory. Date Accessed: May 2010.
25	Martin, N., Worrell, E., Ruth, M., Price, L., Elliott, R.N., Shipley, A.M., Thorne, J. 2000. Emerging Energy-Efficient Technology (Report No. LBNL 46990). Ernest Orlando Lawrence Berkeley National Laboratory. Date Accessed: February 2010.
26	Marbek in-house info
27	US Department of Energy. 2003. Improving Compressed Air System Performance, a Sourcebook for Industry. Date Accessed: May 2010.
28	University of Minnesota. 2008. Air Compressor Energy-Savings Tips. Date Accessed: March 2010.
29	NRCan Office of Energy Efficiency. 2007. Compressed Air Energy Efficiency Reference Guide. Date Accessed: July 2010.
30	Stanley Assembly Technologies. 2001. Energy Consumption of Pneumatic and DC Electric Assembly Tools. Date Accessed: March 2010.
31	Service provider website. Date Accessed: November 2010.
32	Personal communication with IFA (International Fertilizer Association) experts.
33	Cetac West. 2008. Fuel Gas Best Management Practices, Efficient Use of Fuel Gas in Compressors. Date Accessed: November 2010.
34	Design & Engineering Services. 2009. Air Source Heat Pump for Preheating of Emergency Diesel Backup Generators. Date Accessed: December 2010.
35	NRCan Office of Energy Efficiency. 2009. Industrial Battery Chargers. Date Accessed: September 2010.
36	NRCan Office of Energy Efficiency. 2004. Technical Fact Sheet: Economizers for packaged air-conditioning Units. Date Accessed: September 2010.
37	US Department of Energy, 2004. Improving Process Heating System Performance: A Sourcebook for Industry. Date Accessed: September 2010.
38	CADDET Energy Efficiency. 1995. Efficient lighting in commercial buildings. (Report No. ISSN 1382-4929; brochure 01). Date Accessed: April 2010.
39	Ontario Power Authority. 2010. 2010 Quasi-Prescriptive Measures and Assumptions. Date Accessed: May 2010.
40	Oregon Office of Energy. 2003. Demand-Controlled Ventilation: A Design Guide. Date Accessed: September 2010.
41	ABB Process Industries. 2000. Variable-speed Drives for Belt-Conveyor Systems. Date Accessed: September 2010.

Industrial Reference Number	Industrial Reference Name
42	BC Hydro. 2006. QA Standard, Technology: Effective Measure Life. Date Accessed: May, 2010.
43	Masanet, E., Worrel, E., Graus, W., Galitsky, C. 2008. Energy Efficiency Improvement and Cost Saving Opportunities for the Fruit and Vegetable Processing Industry. Date Accessed: May 2010.
44	Neelis, M., Worrell, E., Masanet, E. 2008. Energy Efficiency Improvement and Cost Saving Opportunities for Petrochemical Industry. Date Accessed: May 2010.
45	Urban Ecology Australia. 2006. Energy Efficient Pumps and Fans. Date Accessed: May 2010.
46	US Environmental Protection Agency. 1998. Wise Rules for Industrial Efficiency. Date Accessed: April 2010.
47	US Department of Energy. 2003. How to Buy an Energy Efficient Air-Cooled Chiller. Date Accessed: May 2010.
48	Energy Center Wisconsin. 1999. Cutting Energy Waste in Large Refrigeration Systems - Fact Sheet. Date Accessed: July 2010.
49	Vendor website. Date Accessed: July 2010.
50	Canada Plan Service. Walk-in Cooler. Date Accessed: July 2010.
51	RS Means Electrical Cost Data. 2009. Page 200.
52	RS Means Mechanical Cost Data.
53	Quote from vendor. May 2010.
54	RS Means Cost Data. 2009. Page 309.
55	Quote from vendor. April 2010.
56	US Department of Energy. 2004. Demand-Controlled Ventilation using CO2 Sensors.

MEASURE DESCRIPTION								
Measure ID	Weather Sensitive	Sector	Sub-Sector	Building Type	End Use	Measure Name	Efficient Measure Definition	Baseline Definition
1	NWS	Residentia	All	All	Lighting	Residential Lighting Efficiency	15 W CFL - General Purpose Lighting	43W EISA compliant lamp
2	NWS	Residentia	All	All	Lighting	Residential Lighting Efficiency	15 W CFL - Generic Specialty Lamp	60W EISA-exempt incandescent generic specialty lamp
3	NWS	Residentia	All	All	Lighting	Residential Lighting Efficiency	12 W LED - A-type Omni-directional General Purpose	43W EISA compliant lamp
4	NWS	Residentia	All	All	Lighting	Residential Lighting Efficiency	12 W LED - Generic Specialty Lamp	60W EISA-exempt incandescent generic specialty lamp
5	NWS	Residentia	All	All	Consumer	Consumer Electronics	ENERGY STAR TV	Standard TV
6	NWS	Residentia	All	Gas WH	Appliances	ENERGYSTAR Clothes Washer and Dryer	MEF>2.0 and WF<6.0	MEF>1.26 and WF<9.5
7	NWS	Residentia	All	Electric WH	Appliances	ENERGYSTAR Clothes Washer and Dryer	MEF>2.0 and WF<6.0	MEF>1.26 and WF<9.5
8	NWS	Residentia	All	Electric WH	Appliances	ENERGYSTAR Clothes Washer and Dryer	MEF>2.0 and WF<6.0	MEF>1.26 and WF<9.5
9	NWS	Residentia	All	Gas WH	Appliances	ENERGYSTAR Clothes Washer and Dryer	MEF>2.0 and WF<6.0	MEF>1.26 and WF<9.5
10	NWS	Residentia	All	Electric WH	Appliances	ENERGYSTAR Dishwasher	<=307 KWh/yr Standard, <=222 KWh/yr Compacl	<=355 KWh/yr Standard, <=260 KWh/yr Compacl
11	NWS	Residentia	All	Gas WH	Appliances	ENERGYSTAR Dishwasher	<=307 KWh/yr Standard, <=222 KWh/yr Compacl	<=355 KWh/yr Standard, <=260 KWh/yr Compacl
12	NWS	Residentia	All	All	Appliances	HE Refrigerator	2014 CEE Tier 3 Refrigerator	2011 DOE Standards = 2014 CEE Tier2
13	WS	Residentia	All	Gas Heat (No AC)	HVAC	Room Air Conditioner	CEE Tier1 Window Unit 8000 btu; 11.3 EER	DOE 2014 Standard 8000 btu window unit; EER10.9
14	WS	Residentia	All	Gas Heat (No AC)	HVAC	Room Air Conditioner	CEE Tier1 Wall Unit 20000 btu; 9.8 EER	DOE 2014 Standard Wall Unit 20000 btu; 9.4 EER
15	NWS	Residentia	All	All	Appliances	Advanced Power Strips	advanced power strip	standard surge protector or wall outle
16	NWS	Residentia	All	All	Appliances	ENERGY STAR Dehumidifier	ENERGY STAR Dehumidifier, 1.85 L/kWh	Federal Standard Dehumidifier, 1.5 L/kWh
17	NWS	Residentia	All	Electric WH	Hot Water	Water Heater Replacement	50 Gallon Heat Pump Water Heater - EF 2	50 Gallon Electric Storage Water Heater EF .94
18	NWS	Residentia	All	Electric WH	Hot Water	Water Heater Replacement	50 Gallon Heat Pump Water Heater - EF 2.35	50 Gallon Electric Storage Water Heater EF .94
19	NWS	Residentia	All	Electric WH	Hot Water	Water Heater Replacement	80 Gallon Heat Pump Water Heater - EF 2.35	80 Gallon Heat Pump Water Heater - EF 2
20	NWS	Residentia	All	Electric WH	Hot Water	Water Heater Replacements	0.99 EF - Tankless Water Heater	50 Gallon Electric Storage Water Heater EF .93
21	NWS	Residentia	SingleFamily&Duple	All	Other	Home Energy Audit	Duct and Envelope Test-in/Test-ou	Duct and Envelope Test-in/Test-ou
22	NWS	Residentia	SingleFamily&Duple	All	Lighting	Residential Lighting Efficiency	15 W CFL - General Purpose Lighting Direct Insta	43W EISA compliant lamp
23	NWS	Residentia	SingleFamily&Duple	Electric WH	Hot Water	Faucet Aerators	1.5 GPM	2.2 GPM
24	NWS	Residentia	SingleFamily&Duple	Electric WH	Hot Water	Low Flow Showerheads	1.5 GPM	2.5 GPM
25	WS	Residentia	SingleFamily&Duple	AC/Gas Heat	Shell	Air Infiltration	14.3 ACH50 ~ 1.9 CFM50/sq ft	10.5 ACH50 ~ 1.4 CFM50/sq ft
26	WS	Residentia	SingleFamily&Duple	Gas Heat (No AC)	Shell	Air Infiltration	14.3 ACH50 ~ 1.9 CFM50/sq ft	10.5 ACH50 ~ 1.4 CFM50/sq ft
27	WS	Residentia	SingleFamily&Duple	AC/Electric Resistance	Shell	Air Infiltration	14.3 ACH50 ~ 1.9 CFM50/sq ft	10.5 ACH50 ~ 1.4 CFM50/sq ft
28	WS	Residentia	SingleFamily&Duple	Heat Pump	Shell	Air Infiltration	14.3 ACH50 ~ 1.9 CFM50/sq ft	10.5 ACH50 ~ 1.4 CFM50/sq ft
29	WS	Residentia	SingleFamily&Duple	AC/Gas Heat	Shell	Attic Knee Wall Insulation	R-30	No Insulation
30	WS	Residentia	SingleFamily&Duple	Gas Heat (No AC)	Shell	Attic Knee Wall Insulation	R-30	No Insulation
31	WS	Residentia	SingleFamily&Duple	AC/Electric Resistance	Shell	Attic Knee Wall Insulation	R-30	No Insulation
32	WS	Residentia	SingleFamily&Duple	Heat Pump	Shell	Attic Knee Wall Insulation	R-30	No Insulation
33	WS	Residentia	SingleFamily&Duple	AC/Gas Heat	Shell	Ceiling Insulation	10"-12" of Insulation	0"-2" of Insulation
34	WS	Residentia	SingleFamily&Duple	AC/Gas Heat	Shell	Ceiling Insulation	10"-12" of Insulation	2"-4" of Insulation
35	WS	Residentia	SingleFamily&Duple	AC/Gas Heat	Shell	Ceiling Insulation	10"-12" of Insulation	4"-6" of Insulation
36	WS	Residentia	SingleFamily&Duple	AC/Gas Heat	Shell	Ceiling Insulation	10"-12" of Insulation	6"-8" of Insulation
37	WS	Residentia	SingleFamily&Duple	Gas Heat (No AC)	Shell	Ceiling Insulation	10"-12" of Insulation	0"-2" of Insulation
38	WS	Residentia	SingleFamily&Duple	Gas Heat (No AC)	Shell	Ceiling Insulation	10"-12" of Insulation	2"-4" of Insulation
39	WS	Residentia	SingleFamily&Duple	Gas Heat (No AC)	Shell	Ceiling Insulation	10"-12" of Insulation	4"-6" of Insulation
40	WS	Residentia	SingleFamily&Duple	Gas Heat (No AC)	Shell	Ceiling Insulation	10"-12" of Insulation	6"-8" of Insulation
41	WS	Residentia	SingleFamily&Duple	AC/Electric Resistance	Shell	Ceiling Insulation	10"-12" of Insulation	0"-2" of Insulation
42	WS	Residentia	SingleFamily&Duple	AC/Electric Resistance	Shell	Ceiling Insulation	10"-12" of Insulation	2"-4" of Insulation
43	WS	Residentia	SingleFamily&Duple	AC/Electric Resistance	Shell	Ceiling Insulation	10"-12" of Insulation	4"-6" of Insulation
44	WS	Residentia	SingleFamily&Duple	AC/Electric Resistance	Shell	Ceiling Insulation	10"-12" of Insulation	6"-8" of Insulation
45	WS	Residentia	SingleFamily&Duple	Heat Pump	Shell	Ceiling Insulation	10"-12" of Insulation	0"-2" of Insulation
46	WS	Residentia	SingleFamily&Duple	Heat Pump	Shell	Ceiling Insulation	10"-12" of Insulation	2"-4" of Insulation
47	WS	Residentia	SingleFamily&Duple	Heat Pump	Shell	Ceiling Insulation	10"-12" of Insulation	4"-6" of Insulation
48	WS	Residentia	SingleFamily&Duple	Heat Pump	Shell	Ceiling Insulation	10"-12" of Insulation	6"-8" of Insulation
49	WS	Residentia	SingleFamily&Duple	AC/Electric Resistance	HVAC	Duct Sealing	6.8 CFM25 per 100sqft of Conditioned Space	23 CFM25 per 100sqft of Conditioned Space
50	WS	Residentia	SingleFamily&Duple	Heat Pump	HVAC	Duct Sealing	6.8 CFM25 per 100sqft of Conditioned Space	23 CFM25 per 100sqft of Conditioned Space
51	WS	Residentia	SingleFamily&Duple	AC/Gas Heat	HVAC	Duct Sealing	6.8 CFM25 per 100sqft of Conditioned Space	23 CFM25 per 100sqft of Conditioned Space
52	WS	Residentia	SingleFamily&Duple	AC/Gas Heat	Shell	Energy Star Windows	U-0.35 and SHGC 0.3	single pane
53	WS	Residentia	SingleFamily&Duple	Gas Heat (No AC)	Shell	Energy Star Windows	U-0.35 and SHGC 0.3	single pane
54	WS	Residentia	SingleFamily&Duple	AC/Electric Resistance	Shell	Energy Star Windows	U-0.35 and SHGC 0.3	single pane
55	WS	Residentia	SingleFamily&Duple	Heat Pump	Shell	Energy Star Windows	U-0.35 and SHGC 0.3	single pane
56	WS	Residentia	SingleFamily&Duple	AC/Gas Heat	Shell	Energy Star Windows	U-0.35 and SHGC 0.3	double pane
57	WS	Residentia	SingleFamily&Duple	Gas Heat (No AC)	Shell	Energy Star Windows	U-0.35 and SHGC 0.3	double pane
58	WS	Residentia	SingleFamily&Duple	AC/Electric Resistance	Shell	Energy Star Windows	U-0.35 and SHGC 0.3	double pane
59	WS	Residentia	SingleFamily&Duple	Heat Pump	Shell	Energy Star Windows	U-0.35 and SHGC 0.3	double pane
60	WS	Residentia	SingleFamily&Duple	AC/Gas Heat	Shell	Floor Insulation	R-19	No Insulation

MEASURE DESCRIPTION								
Measure ID	Weather Sensitive	Sector	Sub-Sector	Building Type	End Use	Measure Name	Efficient Measure Definition	Baseline Definition
61	WS	Residentia	SingleFamily&Duple	Gas Heat (No AC)	Shell	Floor Insulatior	R-19	No Insulatior
62	WS	Residentia	SingleFamily&Duple	AC/Electric Resistance	Shell	Floor Insulatior	R-19	No Insulatior
63	WS	Residentia	SingleFamily&Duple	Heat Pump	Shell	Floor Insulatior	R-19	No Insulatior
64	WS	Residentia	SingleFamily&Duple	AC/Gas Heat	Shell	Radiant Barriers	Celing insulation > R-19w/radiant barrie	Celing insulation > R-19w/o radiant barrie
65	WS	Residentia	SingleFamily&Duple	Gas Heat (No AC)	Shell	Radiant Barriers	Celing insulation > R-19w/radiant barrie	Celing insulation > R-19w/o radiant barrie
66	WS	Residentia	SingleFamily&Duple	AC/Electric Resistance	Shell	Radiant Barriers	Celing insulation > R-19w/radiant barrie	Celing insulation > R-19w/o radiant barrie
67	WS	Residentia	SingleFamily&Duple	Heat Pump	Shell	Radiant Barriers	Celing insulation > R-19w/radiant barrie	Celing insulation > R-19w/o radiant barrie
68	WS	Residentia	SingleFamily&Duple	AC/Gas Heat	Shell	Wall Insulatior	R-13	No Insulatior
69	WS	Residentia	SingleFamily&Duple	Gas Heat (No AC)	Shell	Wall Insulatior	R-13	No Insulatior
70	WS	Residentia	SingleFamily&Duple	AC/Electric Resistance	Shell	Wall Insulatior	R-13	No Insulatior
71	WS	Residentia	SingleFamily&Duple	Heat Pump	Shell	Wall Insulatior	R-13	No Insulatior
72	WS	Residentia	SingleFamily&Duple	Electric WH	Hot Water	Water Heater Jackets	3" WHJ	No insulatior
73	WS	Residentia	SingleFamily&Duple	Electric WH	Hot Water	Water Heater Pipe Insulatior	3/4" Insulatior	No Insulatior
74	WS	Residentia	SingleFamily&Duple	AC/Gas Heat	Shell	Window Film	Film SHGC < 0.5	double pane
75	WS	Residentia	SingleFamily&Duple	Gas Heat (No AC)	Shell	Window Film	Film SHGC < 0.5	double pane
76	WS	Residentia	SingleFamily&Duple	AC/Electric Resistance	Shell	Window Film	Film SHGC < 0.5	double pane
77	WS	Residentia	SingleFamily&Duple	Heat Pump	Shell	Window Film	Film SHGC < 0.5	double pane
78	NWS	Residentia	SingleFamily&Duple	All	Other	ENERGY STAR Variable Speed Drive Pool	VSD Pump ≥1.0 HP, ≤2.0 HP,Summer-Only Operation	Single Speed Pump ≥1.0 HP, ≤2.0 HP,Summer-Only
79	NWS	Residentia	SingleFamily&Duple	All	HVAC	High Efficiency Bathroom Exhaust Far	Exhaust fan, 8.3 CFM/W, <2.0 sones, meets ASHRAE	Exhaust fan, 3.1 CFM/W, <2.0 sones, meets ASHRAE
80	WS	Residentia	All	AC/Electric Resistance	HVAC	Central AC Replacement	SEER 15 CAC	SEER 14 CAC
81	WS	Residentia	All	AC/Electric Resistance	HVAC	Central AC Replacement	SEER 16 CAC	SEER 14 CAC
82	WS	Residentia	All	AC/Electric Resistance	HVAC	Central AC Replacement	SEER 18 CAC	SEER 14 CAC
83	WS	Residentia	All	AC/Electric Resistance	HVAC	Central AC Replacement	SEER 15 CAC	SEER 13 CAC
84	WS	Residentia	All	AC/Electric Resistance	HVAC	Central AC Replacement	SEER 16 CAC	SEER 13 CAC
85	WS	Residentia	All	AC/Electric Resistance	HVAC	Central AC Replacement	SEER 18 CAC	SEER 13 CAC
86	WS	Residentia	All	AC/Gas Heat	HVAC	Central AC Replacement	SEER 15 CAC with ECM Furnace Motor	SEER 14 CAC with PSC Furnace Motor
87	WS	Residentia	All	AC/Gas Heat	HVAC	Central AC Replacement	SEER 16 CAC with ECM Furnace Motor	SEER 14 CAC with PSC Furnace Motor
88	WS	Residentia	All	AC/Gas Heat	HVAC	Central AC Replacement	SEER 18 CAC with ECM Furnace Motor	SEER 14 CAC with PSC Furnace Motor
89	WS	Residentia	All	AC/Gas Heat	HVAC	Central AC Replacement	SEER 15 CAC with ECM Furnace Motor	SEER 13 CAC with PSC Furnace Motor
90	WS	Residentia	All	AC/Gas Heat	HVAC	Central AC Replacement	SEER 16 CAC with ECM Furnace Motor	SEER 13 CAC with PSC Furnace Motor
91	WS	Residentia	All	AC/Gas Heat	HVAC	Central AC Replacement	SEER 18 CAC with ECM Furnace Motor	SEER 13 CAC with PSC Furnace Motor
92	WS	Residentia	All	Heat Pump	HVAC	Heat Pump Replacement	SEER 15 HP	SEER 14 HP
93	WS	Residentia	All	Heat Pump	HVAC	Heat Pump Replacement	SEER 16 HP	SEER 14 HP
94	WS	Residentia	All	Heat Pump	HVAC	Heat Pump Replacement	SEER 18 HP	SEER 14 HP
95	WS	Residentia	All	Heat Pump	HVAC	Heat Pump Replacement	SEER 15 HP	SEER 13 HP
96	WS	Residentia	All	Heat Pump	HVAC	Heat Pump Replacement	SEER 16 HP	SEER 13 HP
97	WS	Residentia	All	Heat Pump	HVAC	Heat Pump Replacement	SEER 18 HP	SEER 13 HP
98	WS	Residentia	All	AC	HVAC	Mini-Split AC	SEER 15 Mini-Split AC	SEER 14 CAC
99	WS	Residentia	All	AC	HVAC	Mini-Split AC	SEER 22 Mini-Split AC	SEER 14 CAC
100	WS	Residentia	All	Heat Pump	HVAC	Mini-Split Heat Pump	SEER 15 Mini-Split Heat Pump	SEER 14 Central Heat Pump
101	WS	Residentia	All	Heat Pump	HVAC	Mini-Split Heat Pump	SEER 22 Mini-Split Heat Pump	SEER 14 Central Heat Pump
102	WS	Residentia	All	AC	HVAC	Mini-Split AC	SEER 15 Mini-Split AC	SEER 13 CAC
103	WS	Residentia	All	AC	HVAC	Mini-Split AC	SEER 22 Mini-Split AC	SEER 13 CAC
104	WS	Residentia	All	Heat Pump	HVAC	Mini-Split Heat Pump	SEER 15 Mini-Split Heat Pump	SEER 13 Central Heat Pump
105	WS	Residentia	All	Heat Pump	HVAC	Mini-Split Heat Pump	SEER 22 Mini-Split Heat Pump	SEER 13 Central Heat Pump
106	WS	Residentia	SingleFamily&Duple	Heat Pump	HVAC	Ground Source Heatpump	ENERGY STAR Open Loop Water-to-Air System with	SEER 13 Air Source Heat Pump
107	WS	Residentia	SingleFamily&Duple	Heat Pump	HVAC	Ground Source Heatpump	ENERGY STAR Open Loop Water-to-Air System with	SEER 14 Air Source Heat Pump
108	WS	Residentia	All	AC	HVAC	Central AC Tune-up	5% improvement in efficiency of existing equipment (11.2	Existing equipment (10.6 EER
109	WS	Residentia	All	Heat Pump	HVAC	Heat Pump Tune-up	5% improvement in efficiency of existing equipment (11.2	Existing equipment (10.6 EER
110	NWS	Residentia	All	All	Appliances	Refrigerator/Freezer Recycling	Recycling Secondary Refrigerator/Freeze	Functioning Secondary Refrigerator/Freeze
111	NWS	Residentia	All	Gas Heat (No AC)	HVAC	Room Air Conditioner Recycling	Recycling of non-efficient window AC uni	Inefficient window AC uni
112	NWS	Residentia	Multifamily	All	Other	Home Energy Audit	Direct Instal	Direct Instal
113	NWS	Residentia	Multifamily	All	Lighting	Residential Lighting Efficiency	15 W CFL - General Purpose Lighting Direct Insta	43W EISA compliant lamp
114	NWS	Residentia	Multifamily	Electric WH	Hot Water	Faucet Aerators	1.5 GPM	2.2 GPM
115	NWS	Residentia	Multifamily	Electric WH	Hot Water	Low Flow Showerheads	1.5 GPM	2.5 GPM
116	NWS	Residentia	Multifamily	Common Area	Lighting	Hallway Lighting Efficiency	High Performance T8/T5 with Low-BF Ballas	2-Lamp 32W HPT8/T5 with Low-BF Ballast
117	NWS	Residentia	Multifamily	Common Area	Lighting	Exterior Lighting Efficiency	75 W Outdoor LED lamp	250W Metal Halide
118	WS	Residentia	SingleFamily&Duple	All	Lighting	New home - lighting	High Performance Homes - Lighting Package	
119	WS	Residentia	SingleFamily&Duple	All	Other	New home - nonlighting	High Performance Homes - HVAC and Shell	Code level home with SEER 13 cooling equipmen
120	WS	Residentia	SingleFamily&Duple	All	Other	New home - nonlighting	High Performance Homes - HVAC and Shell	Code level home with SEER 14 cooling equipmen
121	WS	Residentia	SingleFamily&Duple	All	Other	New home - furnace	High Performance Homes - Furnace Improvements	Code level home with standard furnace
122	WS	Residentia	All	All	Other	Benchmarking	2% Energy savings on average	
123	WS	Residentia	All	AC	Other	Direct Load Control Switch	0.85 kW Savings	
124	WS	Residentia	All	Heat Pump	Other	Direct Load Control Switch	0.85 kW Savings	
125	WS	Residentia	All	AC	Other	Direct Load Control Thermostat	0.85 kW Savings	
126	WS	Residentia	All	Heat Pump	Other	Direct Load Control Thermostat	0.85 kW Savings	
127	WS	Residentia	All	AC	Other	Non-Enabled Dynamic Pricing (Res	11% Peak Demand Savings	
128	WS	Residentia	All	All	Other	Low-Income Weatherization Package		

MEASURE DESCRIPTION											MEASURE INCREMENTAL SAVINGS PER UNIT					
Measure ID	Weather Sensitive	Sector	Sub-Sector	Building Type	End Use	Measure Name	Measure Unit Name	Retrofit (RET), Replace-on-Burnout (ROB), or New Construction (NEW)	Baseline Unit Lifetime (Years)	Efficient Unit Lifetime (Years)	Total Incremental Cost	Annual kWh Savings	Annual kW Coincident Peak Savings	Annual Gas Savings (Therms)	Annual kWh Increases	Annual kW Coincident Peak Increases
1	NWS	Residentia	All	All	Lighting	Residential Lighting Efficiency	per lamp	ROB	2	8	$1.50	15	0.00332	0	0	0
2	NWS	Residentia	All	All	Lighting	Residential Lighting Efficiency	per lamp	ROB	2	8	$5.00	25	0.00533	0	0	0
3	NWS	Residentia	All	All	Lighting	Residential Lighting Efficiency	per lamp	ROB	2	20	$10.00	19	0.00406	0	0	0
4	NWS	Residentia	All	All	Lighting	Residential Lighting Efficiency	per lamp	ROB	2	20	$10.00	29	0.00628	0	0	0
5	NWS	Residentia	All	All	Consumer	Consumer Electronics	per appliance	ROB	8	8	$40.00	140	0.00160	0	0	0
6	NWS	Residentia	All	Gas WH	Appliances	ENERGYSTAR Clothes Washer and Dryer	per appliance	ROB	11	11	$175.76	24	0.00300	9	0	0
7	NWS	Residentia	All	Electric WH	Appliances	ENERGYSTAR Clothes Washer and Dryer	per appliance	ROB	11	11	$175.76	224	0.03100	0	0	0
8	NWS	Residentia	All	Electric WH	Appliances	ENERGYSTAR Clothes Washer and Dryer	per appliance	ROB	11	11	$175.76	141	0.01900	3	0	0
9	NWS	Residentia	All	Gas WH	Appliances	ENERGYSTAR Clothes Washer and Dryer	per appliance	ROB	11	11	$175.76	97	0.01300	6	0	0
10	NWS	Residentia	All	Electric WH	Appliances	ENERGYSTAR Dishwasher	per appliance	ROB	11	11	$259.00	74	0.01000	0	0	0
11	NWS	Residentia	All	Gas WH	Appliances	ENERGYSTAR Dishwasher	per appliance	ROB	11	11	$259.00	33	0.00400	2	0	0
12	NWS	Residentia	All	All	Appliances	HE Refrigerator	per appliance	ROB	16	16	$84.00	26	0.00398	0	0	0
13	WS	Residentia	All	Gas Heat (No AC)	HVAC	Room Air Conditioner	per appliance	ROB	10	10	$40.00	16	0.02260	0	0	0
14	WS	Residentia	All	Gas Heat (No AC)	HVAC	Room Air Conditioner	per appliance	ROB	10	10	$40.00	22	0.03022	0	0	0
15	NWS	Residentia	All	All	Appliances	Advanced Power Strips	per home	RET	10	10	$15.50	112	0.01400	0	0	0
16	NWS	Residentia	All	All	Appliances	ENERGY STAR Dehumidifier	per home	ROB	12	12	$60.00	163	0.03693	0	0	0
17	NWS	Residentia	All	Electric WH	Hot Water	Water Heater Replacement	Installed Units	ROB	13	13	$1,000.00	2,403	0.21070	0	0	0
18	NWS	Residentia	All	Electric WH	Hot Water	Water Heater Replacement	Installed Units	ROB	13	13	$1,128.00	2,723	0.23880	0	0	0
19	NWS	Residentia	All	Electric WH	Hot Water	Water Heater Replacement	Installed Units	ROB	13	13	$128.00	357	0.03130	0	0	0
20	NWS	Residentia	All	Electric WH	Hot Water	Water Heater Replacements	Installed Units	ROB	20	20	$800.00	207	0.01820	0	0	0
21	NWS	Residentia	SingleFamily&Duple	All	Other	Home Energy Audit	per home	RET	1	1	$250.00	0	0.00000	0	0	0
22	NWS	Residentia	SingleFamily&Duple	All	Lighting	Residential Lighting Efficiency	per lamp	RET	2	8	$4.65	17	0.00400	0	0	0
23	NWS	Residentia	SingleFamily&Duple	Electric WH	Hot Water	Faucet Aerators	per faucet	RET	10	10	$3.00	33	0.00350	0	0	0
24	NWS	Residentia	SingleFamily&Duple	Electric WH	Hot Water	Low Flow Showerheads	per showerhead	RET	10	10	$9.75	295	0.03070	0	0	0
25	WS	Residentia	SingleFamily&Duple	AC/Gas Heat	Shell	Air Infiltration	per home	RET	11	11	$537.00	231	0.18300	120	0	0
26	WS	Residentia	SingleFamily&Duple	Gas Heat (No AC)	Shell	Air Infiltration	per home	RET	11	11	$537.00	149	0.00000	120	0	0
27	WS	Residentia	SingleFamily&Duple	AC/Electric Resistance	Shell	Air Infiltration	per home	RET	11	11	$537.00	3,049	0.12700	0	0	0
28	WS	Residentia	SingleFamily&Duple	Heat Pump	Shell	Air Infiltration	per home	RET	11	11	$537.00	2,012	0.12400	0	0	0
29	WS	Residentia	SingleFamily&Duple	AC/Gas Heat	Shell	Attic Knee Wall Insulation	per home	RET	20	20	$1,028.00	399	0.36462	11	0	0
30	WS	Residentia	SingleFamily&Duple	Gas Heat (No AC)	Shell	Attic Knee Wall Insulation	per home	RET	20	20	$1,028.00	15	0.00464	11	0	0
31	WS	Residentia	SingleFamily&Duple	AC/Electric Resistance	Shell	Attic Knee Wall Insulation	per home	RET	20	20	$1,028.00	668	0.36488	0	0	0
32	WS	Residentia	SingleFamily&Duple	Heat Pump	Shell	Attic Knee Wall Insulation	per home	RET	20	20	$1,028.00	475	0.36236	0	0	0
33	WS	Residentia	SingleFamily&Duple	AC/Gas Heat	Shell	Ceiling Insulation	per home	RET	20	20	$1,809.75	3,090	2.16789	104	0	0
34	WS	Residentia	SingleFamily&Duple	AC/Gas Heat	Shell	Ceiling Insulation	per home	RET	20	20	$1,257.30	1,558	0.74486	62	0	0
35	WS	Residentia	SingleFamily&Duple	AC/Gas Heat	Shell	Ceiling Insulation	per home	RET	20	20	$1,257.30	946	0.53150	42	0	0
36	WS	Residentia	SingleFamily&Duple	AC/Gas Heat	Shell	Ceiling Insulation	per home	RET	20	20	$800.10	594	0.23622	28	0	0
37	WS	Residentia	SingleFamily&Duple	Gas Heat (No AC)	Shell	Ceiling Insulation	per home	RET	20	20	$1,809.75	142	0.04420	104	0	0
38	WS	Residentia	SingleFamily&Duple	Gas Heat (No AC)	Shell	Ceiling Insulation	per home	RET	20	20	$1,257.30	85	0.02610	62	0	0
39	WS	Residentia	SingleFamily&Duple	Gas Heat (No AC)	Shell	Ceiling Insulation	per home	RET	20	20	$1,257.30	55	0.01688	42	0	0
40	WS	Residentia	SingleFamily&Duple	Gas Heat (No AC)	Shell	Ceiling Insulation	per home	RET	20	20	$800.10	35	0.01082	28	0	0
41	WS	Residentia	SingleFamily&Duple	AC/Electric Resistance	Shell	Ceiling Insulation	per home	RET	20	20	$1,809.75	5,472	2.17170	0	0	0
42	WS	Residentia	SingleFamily&Duple	AC/Electric Resistance	Shell	Ceiling Insulation	per home	RET	20	20	$1,257.30	2,975	0.74676	0	0	0
43	WS	Residentia	SingleFamily&Duple	AC/Electric Resistance	Shell	Ceiling Insulation	per home	RET	20	20	$1,257.30	1,900	0.53340	0	0	0
44	WS	Residentia	SingleFamily&Duple	AC/Electric Resistance	Shell	Ceiling Insulation	per home	RET	20	20	$800.10	1,234	0.23813	0	0	0
45	WS	Residentia	SingleFamily&Duple	Heat Pump	Shell	Ceiling Insulation	per home	RET	20	20	$1,809.75	3,376	2.14122	0	0	0
46	WS	Residentia	SingleFamily&Duple	Heat Pump	Shell	Ceiling Insulation	per home	RET	20	20	$1,257.30	1,817	0.74105	0	0	0
47	WS	Residentia	SingleFamily&Duple	Heat Pump	Shell	Ceiling Insulation	per home	RET	20	20	$1,257.30	1,177	0.52959	0	0	0
48	WS	Residentia	SingleFamily&Duple	Heat Pump	Shell	Ceiling Insulation	per home	RET	20	20	$800.10	759	0.23622	0	0	0
49	WS	Residentia	SingleFamily&Duple	AC/Electric Resistance	HVAC	Duct Sealing	per home	RET	18	18	$1,165.00	6,745	0.66900	0	0	0
50	WS	Residentia	SingleFamily&Duple	Heat Pump	HVAC	Duct Sealing	per home	RET	18	18	$1,165.00	3,928	0.66900	0	0	0
51	WS	Residentia	SingleFamily&Duple	AC/Gas Heat	HVAC	Duct Sealing	per home	RET	18	18	$1,165.00	1,455	0.66900	226	0	0
52	WS	Residentia	SingleFamily&Duple	AC/Gas Heat	Shell	Energy Star Windows	per home	RET	20	20	$6,200.78	1,631	1.11985	121	0	0
53	WS	Residentia	SingleFamily&Duple	Gas Heat (No AC)	Shell	Energy Star Windows	per home	RET	20	20	$6,200.78	83	0.03400	121	0	0
54	WS	Residentia	SingleFamily&Duple	AC/Electric Resistance	Shell	Energy Star Windows	per home	RET	20	20	$6,200.78	4,385	1.19186	0	0	0
55	WS	Residentia	SingleFamily&Duple	Heat Pump	Shell	Energy Star Windows	per home	RET	20	20	$6,200.78	2,962	1.22330	0	0	0
56	WS	Residentia	SingleFamily&Duple	AC/Gas Heat	Shell	Energy Star Windows	per home	ROB	20	20	$1,305.88	1,244	0.83039	61	0	0
57	WS	Residentia	SingleFamily&Duple	Gas Heat (No AC)	Shell	Energy Star Windows	per home	ROB	20	20	$1,305.88	38	0.01526	61	0	0
58	WS	Residentia	SingleFamily&Duple	AC/Electric Resistance	Shell	Energy Star Windows	per home	ROB	20	20	$1,305.88	2,635	0.90040	0	0	0
59	WS	Residentia	SingleFamily&Duple	Heat Pump	Shell	Energy Star Windows	per home	ROB	20	20	$1,305.88	1,970	0.92783	0	0	0
60	WS	Residentia	SingleFamily&Duple	AC/Gas Heat	Shell	Floor Insulation	per home	RET	20	20	$1,981.20	446	0.00000	116	0	0

MEASURE DESCRIPTION											MEASURE INCREMENTAL SAVINGS PER UNIT					
Measure ID	Weather Sensitive	Sector	Sub-Sector	Building Type	End Use	Measure Name	Measure Unit Name	Retrofit (RET), Replace-on-Burnout (ROB), or New Construction (NEW)	Baseline Unit Lifetime (Years)	Efficient Unit Lifetime (Years)	Total Incremental Cost	Annual kWh Savings	Annual kW Coincident Peak Savings	Annual Gas Savings (Therms)	Annual kWh Increases	Annual kW Coincident Peak Increases
61	WS	Residentia	SingleFamily&Duple	Gas Heat (No AC)	Shell	Floor Insulatior	per home	RET	20	20	$1,981.20	215	0.00000	116	0	0
62	WS	Residentia	SingleFamily&Duple	AC/Electric Resistance	Shell	Floor Insulatior	per home	RET	20	20	$1,981.20	3,100	0.48959	0	0	0
63	WS	Residentia	SingleFamily&Duple	Heat Pump	Shell	Floor Insulatior	per home	RET	20	20	$1,981.20	1,636	0.29528	0	0	0
64	WS	Residentia	SingleFamily&Duple	AC/Gas Heat	Shell	Radiant Barriers	per home	RET	25	25	$1,428.75	473	0.59627	27	0	0
65	WS	Residentia	SingleFamily&Duple	Gas Heat (No AC)	Shell	Radiant Barriers	per home	RET	25	25	$1,428.75	2	0.00066	27	0	0
66	WS	Residentia	SingleFamily&Duple	AC/Electric Resistance	Shell	Radiant Barriers	per home	RET	25	25	$1,428.75	1,080	0.59627	0	0	0
67	WS	Residentia	SingleFamily&Duple	Heat Pump	Shell	Radiant Barriers	per home	RET	25	25	$1,428.75	852	0.60008	0	0	0
68	WS	Residentia	SingleFamily&Duple	AC/Gas Heat	Shell	Wall Insulatior	per home	RET	20	20	$1,312.88	1,565	0.44135	138	0	0
69	WS	Residentia	SingleFamily&Duple	Gas Heat (No AC)	Shell	Wall Insulatior	per home	RET	20	20	$1,312.88	243	0.09260	138	0	0
70	WS	Residentia	SingleFamily&Duple	AC/Electric Resistance	Shell	Wall Insulatior	per home	RET	20	20	$1,312.88	4,726	0.58102	0	0	0
71	WS	Residentia	SingleFamily&Duple	Heat Pump	Shell	Wall Insulatior	per home	RET	20	20	$1,312.88	3,831	0.58940	0	0	0
72	WS	Residentia	SingleFamily&Duple	Electric WH	Hot Water	Water Heater Jackets	Installed Units	RET	13	13	$53.50	104	0.00800	0	0	0
73	WS	Residentia	SingleFamily&Duple	Electric WH	Hot Water	Water Heater Pipe Insulatior	Installed Units	RET	13	13	$38.42	44	0.01400	0	0	0
74	WS	Residentia	SingleFamily&Duple	AC/Gas Heat	Shell	Window Film	sqft of windows	RET	10	10	$2.66	1	0.00069	0	0	0
75	WS	Residentia	SingleFamily&Duple	Gas Heat (No AC)	Shell	Window Film	sqft of windows	RET	10	10	$2.66	0	0.00000	0	0	0
76	WS	Residentia	SingleFamily&Duple	AC/Electric Resistance	Shell	Window Film	sqft of windows	RET	10	10	$2.66	0	0.00072	0	1	0
77	WS	Residentia	SingleFamily&Duple	Heat Pump	Shell	Window Film	sqft of windows	RET	10	10	$2.66	0	0.00073	0	0	0
78	NWS	Residentia	SingleFamily&Duple	All	Other	ENERGY STAR Variable Speed Drive Pool	per unit	RET	10	10	$848.00	2,182	0.47900	0	0	0
79	NWS	Residentia	SingleFamily&Duple	All	HVAC	High Efficiency Bathroom Exhaust Far	per unit	RET	19	19	$43.50	89	0.01010	0	0	0
80	WS	Residentia	All	AC/Electric Resistance	HVAC	Central AC Replacement	Home	ROB	15	15	$357.00	324	0.11692	0	0	0
81	WS	Residentia	All	AC/Electric Resistance	HVAC	Central AC Replacement	Home	ROB	15	15	$714.00	608	0.21639	0	0	0
82	WS	Residentia	All	AC/Electric Resistance	HVAC	Central AC Replacement	Home	ROB	15	15	$1,431.00	1,081	0.37379	0	0	0
83	WS	Residentia	All	AC/Electric Resistance	HVAC	Central AC Replacement	Home	ROB	15	15	$714.00	699	0.25509	0	0	0
84	WS	Residentia	All	AC/Electric Resistance	HVAC	Central AC Replacement	Home	ROB	15	15	$1,071.00	982	0.35456	0	0	0
85	WS	Residentia	All	AC/Electric Resistance	HVAC	Central AC Replacement	Home	ROB	15	15	$1,788.00	1,455	0.51196	0	0	0
86	WS	Residentia	All	AC/Gas Heat	HVAC	Central AC Replacement	Home	ROB	15	15	$357.00	525	0.11692	0	0	0
87	WS	Residentia	All	AC/Gas Heat	HVAC	Central AC Replacement	Home	ROB	15	15	$714.00	809	0.21639	0	0	0
88	WS	Residentia	All	AC/Gas Heat	HVAC	Central AC Replacement	Home	ROB	15	15	$1,431.00	1,282	0.37379	0	0	0
89	WS	Residentia	All	AC/Gas Heat	HVAC	Central AC Replacement	Home	ROB	15	15	$714.00	899	0.25509	0	0	0
90	WS	Residentia	All	AC/Gas Heat	HVAC	Central AC Replacement	Home	ROB	15	15	$1,071.00	1,183	0.35456	0	0	0
91	WS	Residentia	All	AC/Gas Heat	HVAC	Central AC Replacement	Home	ROB	15	15	$1,788.00	1,656	0.51196	0	0	0
92	WS	Residentia	All	Heat Pump	HVAC	Heat Pump Replacement	Home	ROB	15	15	$411.00	502	0.11692	0	0	0
93	WS	Residentia	All	Heat Pump	HVAC	Heat Pump Replacement	Home	ROB	15	15	$822.00	958	0.21639	0	0	0
94	WS	Residentia	All	Heat Pump	HVAC	Heat Pump Replacement	Home	ROB	15	15	$1,698.00	1,748	0.37379	0	0	0
95	WS	Residentia	All	Heat Pump	HVAC	Heat Pump Replacement	Home	ROB	15	15	$822.00	1,264	0.25509	0	0	0
96	WS	Residentia	All	Heat Pump	HVAC	Heat Pump Replacement	Home	ROB	15	15	$1,233.00	1,721	0.35456	0	0	0
97	WS	Residentia	All	Heat Pump	HVAC	Heat Pump Replacement	Home	ROB	15	15	$2,055.00	2,510	0.51196	0	0	0
98	WS	Residentia	All	AC	HVAC	Mini-Split AC	Home	ROB	15	13	$1,394.69	2,318	1.03364	0	0	0
99	WS	Residentia	All	AC	HVAC	Mini-Split AC	Home	ROB	15	13	$3,510.08	3,763	1.48640	0	0	0
100	WS	Residentia	All	Heat Pump	HVAC	Mini-Split Heat Pump	Home	ROB	15	13	$1,394.69	5,774	1.03364	0	0	0
101	WS	Residentia	All	Heat Pump	HVAC	Mini-Split Heat Pump	Home	ROB	15	13	$3,510.08	8,244	1.48640	0	0	0
102	WS	Residentia	All	AC	HVAC	Mini-Split AC	Home	ROB	15	13	$1,751.69	2,336	1.00811	0	0	0
103	WS	Residentia	All	AC	HVAC	Mini-Split AC	Home	ROB	15	13	$3,867.08	3,781	1.46087	0	0	0
104	WS	Residentia	All	Heat Pump	HVAC	Mini-Split Heat Pump	Home	ROB	15	13	$1,751.69	5,921	1.00811	0	0	0
105	WS	Residentia	All	Heat Pump	HVAC	Mini-Split Heat Pump	Home	ROB	15	13	$3,867.08	8,391	1.46087	0	0	0
106	WS	Residentia	SingleFamily&Duple	Heat Pump	HVAC	Ground Source Heatpump	per home	ROB	15	15	$9,000.00	14,413	1.31200	0	0	0
107	WS	Residentia	SingleFamily&Duple	Heat Pump	HVAC	Ground Source Heatpump	per home	ROB	15	15	$8,500.00	12,831	1.17900	0	0	0
108	WS	Residentia	All	AC	HVAC	Central AC Tune-up	Home	ROB	10	10	$175.00	305	0.14007	0	0	0
109	WS	Residentia	All	Heat Pump	HVAC	Heat Pump Tune-up	Home	ROB	10	10	$175.00	613	0.14007	0	0	0
110	NWS	Residentia	All	All	Appliances	Refrigerator/Freezer Recycling	per appliance	RET	8	8	$120.00	810	0.12240	0	0	0
111	NWS	Residentia	All	Gas Heat (No AC)	HVAC	Room Air Conditioner Recycling	per appliance	RET	4	4	$120.00	1,430	0.82170	0	0	0
112	NWS	Residentia	Multifamily	All	Other	Home Energy Audit	per home	RET	1	1	$0.00	0	0.00000	0	0	0
113	NWS	Residentia	Multifamily	All	Lighting	Residential Lighting Efficiency	per lamp	RET	2	8	$4.65	17	0.00400	0	0	0
114	NWS	Residentia	Multifamily	Electric WH	Hot Water	Faucet Aerators	per faucet	RET	10	10	$3.00	33	0.00350	0	0	0
115	NWS	Residentia	Multifamily	Electric WH	Hot Water	Low Flow Showerheads	per showerhead	RET	10	10	$9.75	295	0.03070	0	0	0
116	NWS	Residentia	Multifamily	Common Area	Lighting	Hallway Lighting Efficiency	Per Fixure	RET	11	11	$55.00	65	0.01000	0	0	0
117	NWS	Residentia	Multifamily	Common Area	Lighting	Exterior Lighting Efficiency	Per Fixure	RET	2	11	$175.00	781	0.00000	0	0	0
118	WS	Residentia	SingleFamily&Duple	All	Lighting	New home - lighting	per home	NEW	2	8	$38.80	995	0.14123	0	0	0
119	WS	Residentia	SingleFamily&Duple	All	Other	New home - nonlighting	per home	NEW	17	17	$1,797.87	1,609	0.48844	0	0	0
120	WS	Residentia	SingleFamily&Duple	All	Other	New home - nonlighting	per home	NEW	17	17	$1,397.87	1,127	0.30972	0	0	0
121	WS	Residentia	SingleFamily&Duple	All	Other	New home - furnace	per home	NEW	20	20	$1,028.80	0	0.00000	132	0	0
122	WS	Residentia	All	All	Other	Benchmarking	per customer	RET	1	1	$10.50	305	0.00000	0	0	0
123	WS	Residentia	All	AC	Other	Direct Load Control Switch	per customer	RET	5	5	$170.00	0	0.85000	0	0	0
124	WS	Residentia	All	Heat Pump	Other	Direct Load Control Switch	per customer	RET	5	5	$170.00	0	0.85000	0	0	0
125	WS	Residentia	All	AC	Other	Direct Load Control Thermostat	per customer	RET	5	5	$110.00	0	0.85000	0	0	0
126	WS	Residentia	All	Heat Pump	Other	Direct Load Control Thermostat	per customer	RET	5	5	$110.00	0	0.85000	0	0	0
127	WS	Residentia	All	AC	Other	Non-Enabled Dynamic Pricing (Res	per customer	RET	10	10	$1.00	0	0.26067	0	0	0
128	WS	Residentia	All	All	Other	Low-Income Weatherization Package	per home	RET	14	14	$2,740.00	3,678	1.21250	275	0	0

Residential Measures

MEASURE DESCRIPTION							MEASURE SELECTION				APPLICABILITY									PROGRAM
Measure ID	Weather Sensitive	Sector	Sub-Sector	Building Type	End Use	Measure Name	Measure TRC calculated for 2014	Measure TRC calculated for 2020	Measure TRC calculated for 2022	Passed Measure Screening? (1=Yes, 0=No)	Total Sub-Sector Units	Measure Units per Sub-Sector Unit	Applicability	Technical Feasibility	Distribution of Measure Permutation by Measure Size	Distribution of Measure Permutation by Efficiency Level	Not Yet Adopted Rate	Annual Replacement Eligibility	Total Applicable Measure Units	Program-Measure Inclusion (if Passed Measure Screening)
1	NWS	Residential	All	All	Lighting	Residential Lighting Efficiency	3.3	4.7	5.1	1	587,226	34	100%	68%	0%	50%	100%	50%	3,384,183	Residential Lighting & Appliances
2	NWS	Residential	All	All	Lighting	Residential Lighting Efficiency	1.6	2.3	2.4	0	0	0	0%	0%	0%	0%	0%	0%	0	*N/A
3	NWS	Residential	All	All	Lighting	Residential Lighting Efficiency	1.7	2.1	2.1	1	587,226	34	100%	68%	0%	50%	100%	50%	3,384,183	Residential Lighting & Appliances
4	NWS	Residential	All	All	Lighting	Residential Lighting Efficiency	2.7	3.2	3.3	1	587,226	34	100%	32%	0%	100%	100%	50%	3,185,114	Residential Lighting & Appliances
5	NWS	Residential	All	All	Consumer Electronics	Consumer Electronics	1.1	1.3	1.3	1	587,226	1	100%	0%	0%	0%	4%	13%	2,936	Residential Lighting & Appliances
6	NWS	Residential	All	Gas WH	Appliances	ENERGYSTAR Clothes Washer and Dryer	0.3	0.3	0.3	0	0	0	0%	0%	0%	0%	0%	0%	0	*N/A
7	NWS	Residential	All	Electric WH	Appliances	ENERGYSTAR Clothes Washer and Dryer	0.6	0.8	0.8	0	0	0	0%	0%	0%	0%	0%	0%	0	*N/A
8	NWS	Residential	All	Electric WH	Appliances	ENERGYSTAR Clothes Washer and Dryer	0.5	0.6	0.6	0	0	0	0%	0%	0%	0%	0%	0%	0	*N/A
9	NWS	Residential	All	Gas WH	Appliances	ENERGYSTAR Clothes Washer and Dryer	0.4	0.5	0.5	0	0	0	0%	0%	0%	0%	0%	0%	0	*N/A
10	NWS	Residential	All	Electric WH	Appliances	ENERGYSTAR Dishwasher	0.1	0.2	0.2	0	0	0	0%	0%	0%	0%	0%	0%	0	*N/A
11	NWS	Residential	All	Gas WH	Appliances	ENERGYSTAR Dishwasher	0.1	0.1	0.1	0	0	0	0%	0%	0%	0%	0%	0%	0	*N/A
12	NWS	Residential	All	All	Appliances	HE Refrigerator	0.2	0.3	0.3	0	0	0	0%	0%	0%	0%	0%	0%	0	*N/A
13	WS	Residential	All	Gas Heat (No AC)	HVAC	Room Air Conditioner	0.4	0.7	0.8	0	0	0	0%	0%	0%	0%	0%	0%	0	*N/A
14	WS	Residential	All	Gas Heat (No AC)	HVAC	Room Air Conditioner	0.6	1.0	1.1	1	587,226	2	16%	0%	50%	0%	100%	10%	9,396	Residential Lighting & Appliances
15	NWS	Residential	All	All	Appliances	Advanced Power Strips	3.2	4.0	4.2	1	587,226	1	100%	0%	0%	0%	100%	100%	839,733	Residential Lighting & Appliances
16	NWS	Residential	All	All	Appliances	ENERGY STAR Dehumidifier	1.6	2.1	2.2	1	587,226	1	100%	32%	0%	0%	100%	8%	15,757	Residential Lighting & Appliances
17	NWS	Residential	All	Electric WH	Hot Water	Water Heater Replacement	1.3	1.5	1.6	1	587,226	1	43%	0%	50%	50%	100%	8%	4,831	Water Heating
18	NWS	Residential	All	Electric WH	Hot Water	Water Heater Replacement	1.3	1.6	1.6	1	587,226	1	43%	0%	50%	50%	100%	8%	4,881	Water Heating
19	NWS	Residential	All	Electric WH	Hot Water	Water Heater Replacement	1.5	1.8	1.9	1	587,226	1	43%	0%	50%	0%	100%	8%	9,712	Water Heating
20	NWS	Residential	All	Electric WH	Hot Water	Water Heater Replacements	0.2	0.2	0.2	0	0	0	0%	0%	0%	0%	0%	0%	0	*N/A
21	NWS	Residential	SingleFamily&Duplex	All	Other	Home Energy Audit	0.0	0.0	0.0	1	499,142	0	100%	56%	0%	0%	0%	100%	0	Residential Home Audit & Retrofit
22	NWS	Residential	SingleFamily&Duplex	All	Lighting	Residential Lighting Efficiency	1.2	1.7	1.9	1	499,142	12	100%	56%	0%	0%	66%	100%	2,220,120	Residential Home Audit & Retrofit
23	NWS	Residential	SingleFamily&Duplex	Electric WH	Hot Water	Faucet Aerators	4.8	5.9	6.2	1	499,142	2	43%	56%	0%	0%	0%	100%	241,074	Residential Home Audit & Retrofit
24	NWS	Residential	SingleFamily&Duplex	Electric WH	Hot Water	Low Flow Showerheads	13.0	16.0	16.9	1	499,142	1	43%	56%	0%	0%	0%	100%	120,537	Residential Home Audit & Retrofit
25	WS	Residential	SingleFamily&Duplex	AC/Gas Heat	Shell	Air Infiltration	1.3	1.6	1.7	1	499,142	1	40%	56%	0%	0%	52%	100%	58,058	Residential Home Audit & Retrofit
26	WS	Residential	SingleFamily&Duplex	Gas Heat (No AC)	Shell	Air Infiltration	1.0	1.2	1.2	1	499,142	1	16%	56%	0%	0%	52%	100%	23,322	Residential Home Audit & Retrofit
27	WS	Residential	SingleFamily&Duplex	AC/Electric Resistance	Shell	Air Infiltration	2.5	2.9	3.0	1	499,142	1	38%	56%	0%	0%	52%	100%	55,639	Residential Home Audit & Retrofit
28	WS	Residential	SingleFamily&Duplex	Heat Pump	Shell	Air Infiltration	1.7	2.0	2.1	1	499,142	1	6%	56%	0%	0%	52%	100%	8,746	Residential Home Audit & Retrofit
29	WS	Residential	SingleFamily&Duplex	AC/Gas Heat	Shell	Attic Knee Wall Insulation	0.8	1.0	1.0	1	499,142	1	40%	56%	0%	0%	25%	100%	27,913	Residential Home Audit & Retrofit
30	WS	Residential	SingleFamily&Duplex	Gas Heat (No AC)	Shell	Attic Knee Wall Insulation	0.1	0.1	0.1	0	0	0	0%	0%	0%	0%	0%	0%	0	*N/A
31	WS	Residential	SingleFamily&Duplex	AC/Electric Resistance	Shell	Attic Knee Wall Insulation	0.9	1.1	1.1	1	499,142	1	38%	56%	0%	0%	25%	100%	26,750	Residential Home Audit & Retrofit
32	WS	Residential	SingleFamily&Duplex	Heat Pump	Shell	Attic Knee Wall Insulation	0.7	0.9	1.0	1	499,142	1	6%	56%	0%	0%	25%	100%	4,205	Residential Home Audit & Retrofit
33	WS	Residential	SingleFamily&Duplex	AC/Gas Heat	Shell	Ceiling Insulation	2.9	3.8	3.9	1	499,142	1	40%	56%	0%	0%	25%	100%	27,913	Residential Home Audit & Retrofit
34	WS	Residential	SingleFamily&Duplex	AC/Gas Heat	Shell	Ceiling Insulation	1.9	2.3	2.4	1	499,142	1	40%	56%	0%	33%	75%	100%	27,633	Residential Home Audit & Retrofit
35	WS	Residential	SingleFamily&Duplex	AC/Gas Heat	Shell	Ceiling Insulation	1.2	1.5	1.6	1	499,142	1	40%	56%	0%	33%	75%	100%	27,633	Residential Home Audit & Retrofit
36	WS	Residential	SingleFamily&Duplex	AC/Gas Heat	Shell	Ceiling Insulation	1.1	1.3	1.4	1	499,142	1	40%	56%	0%	33%	75%	100%	27,633	Residential Home Audit & Retrofit
37	WS	Residential	SingleFamily&Duplex	Gas Heat (No AC)	Shell	Ceiling Insulation	0.5	0.6	0.6	0	0	0	0%	0%	0%	0%	0%	0%	0	*N/A
38	WS	Residential	SingleFamily&Duplex	Gas Heat (No AC)	Shell	Ceiling Insulation	0.4	0.5	0.5	0	0	0	0%	0%	0%	0%	0%	0%	0	*N/A
39	WS	Residential	SingleFamily&Duplex	Gas Heat (No AC)	Shell	Ceiling Insulation	0.3	0.3	0.3	0	0	0	0%	0%	0%	0%	0%	0%	0	*N/A
40	WS	Residential	SingleFamily&Duplex	Gas Heat (No AC)	Shell	Ceiling Insulation	0.3	0.3	0.3	0	0	0	0%	0%	0%	0%	0%	0%	0	*N/A
41	WS	Residential	SingleFamily&Duplex	AC/Electric Resistance	Shell	Ceiling Insulation	3.4	4.3	4.5	1	499,142	1	38%	56%	0%	0%	25%	100%	26,750	Residential Home Audit & Retrofit
42	WS	Residential	SingleFamily&Duplex	AC/Electric Resistance	Shell	Ceiling Insulation	2.3	2.8	2.9	1	499,142	1	38%	56%	0%	33%	75%	100%	26,482	Residential Home Audit & Retrofit
43	WS	Residential	SingleFamily&Duplex	AC/Electric Resistance	Shell	Ceiling Insulation	1.5	1.8	1.9	1	499,142	1	38%	56%	0%	33%	75%	100%	26,482	Residential Home Audit & Retrofit
44	WS	Residential	SingleFamily&Duplex	AC/Electric Resistance	Shell	Ceiling Insulation	1.4	1.6	1.7	1	499,142	1	38%	56%	0%	33%	75%	100%	26,482	Residential Home Audit & Retrofit
45	WS	Residential	SingleFamily&Duplex	Heat Pump	Shell	Ceiling Insulation	2.6	3.4	3.6	1	499,142	1	6%	56%	0%	0%	25%	100%	4,205	Residential Home Audit & Retrofit
46	WS	Residential	SingleFamily&Duplex	Heat Pump	Shell	Ceiling Insulation	1.7	2.1	2.2	1	499,142	1	6%	56%	0%	33%	75%	100%	4,163	Residential Home Audit & Retrofit
47	WS	Residential	SingleFamily&Duplex	Heat Pump	Shell	Ceiling Insulation	1.1	1.4	1.5	1	499,142	1	6%	56%	0%	33%	75%	100%	4,163	Residential Home Audit & Retrofit
48	WS	Residential	SingleFamily&Duplex	Heat Pump	Shell	Ceiling Insulation	1.0	1.2	1.3	1	499,142	1	6%	56%	0%	33%	75%	100%	4,163	Residential Home Audit & Retrofit
49	WS	Residential	SingleFamily&Duplex	AC/Electric Resistance	HVAC	Duct Sealing	4.2	4.9	5.0	1	499,142	1	38%	56%	0%	0%	52%	100%	55,639	Residential Home Audit & Retrofit
50	WS	Residential	SingleFamily&Duplex	Heat Pump	HVAC	Duct Sealing	2.7	3.2	3.3	1	499,142	1	6%	56%	0%	0%	52%	100%	8,746	Residential Home Audit & Retrofit
51	WS	Residential	SingleFamily&Duplex	AC/Gas Heat	HVAC	Duct Sealing	2.6	3.2	3.3	1	499,142	1	40%	56%	0%	0%	52%	100%	58,058	Residential Home Audit & Retrofit
52	WS	Residential	SingleFamily&Duplex	AC/Gas Heat	Shell	Energy Star Windows	0.5	0.7	0.7	0	0	0	0%	0%	0%	0%	0%	0%	0	*N/A
53	WS	Residential	SingleFamily&Duplex	Gas Heat (No AC)	Shell	Energy Star Windows	0.1	0.2	0.2	0	0	0	0%	0%	0%	0%	0%	0%	0	*N/A
54	WS	Residential	SingleFamily&Duplex	AC/Electric Resistance	Shell	Energy Star Windows	0.7	0.8	0.9	0	0	0	0%	0%	0%	0%	0%	0%	0	*N/A
55	WS	Residential	SingleFamily&Duplex	Heat Pump	Shell	Energy Star Windows	0.6	0.7	0.7	0	0	0	0%	0%	0%	0%	0%	0%	0	*N/A
56	WS	Residential	SingleFamily&Duplex	AC/Gas Heat	Shell	Energy Star Windows	1.7	2.2	2.3	1	499,142	1	40%	56%	0%	0%	0%	5%	5,583	Residential Home Audit & Retrofit
57	WS	Residential	SingleFamily&Duplex	Gas Heat (No AC)	Shell	Energy Star Windows	0.3	0.4	0.4	0	0	0	0%	0%	0%	0%	0%	0%	0	*N/A
58	WS	Residential	SingleFamily&Duplex	AC/Electric Resistance	Shell	Energy Star Windows	2.2	2.7	2.8	1	499,142	1	38%	56%	0%	0%	0%	5%	5,350	Residential Home Audit & Retrofit
59	WS	Residential	SingleFamily&Duplex	Heat Pump	Shell	Energy Star Windows	1.8	2.3	2.4	1	499,142	1	6%	56%	0%	0%	0%	5%	841	Residential Home Audit & Retrofit
60	WS	Residential	SingleFamily&Duplex	AC/Gas Heat	Shell	Floor Insulation	0.5	0.6	0.7	0	0	0	0%	0%	0%	0%	0%	0%	0	*N/A

*N/A: Measure did not pass measure level screening and therefore was not included in a program.

Residential Measures

MEASURE DESCRIPTION							MEASURE SELECTION				APPLICABILITY									PROGRAM
Measure ID	Weather Sensitive	Sector	Sub-Sector	Building Type	End Use	Measure Name	Measure TRC calculated for 2014	Measure TRC calculated for 2020	Measure TRC calculated for 2022	Passed Measure Screening? (1=Yes, 0=No)	Total Sub-Sector Units	Measure Units per Sub-Sector Unit	Applicability	Technical Feasibility	Distribution of Measure Permutation by Measure Size	Distribution of Measure Permutation by Efficiency Level	Not Yet Adopted Rate	Annual Replacement Eligibility	Total Applicable Measure Units	Program-Measure Inclusion (if Passed Measure Screening)
61	WS	Residential	SingleFamily&Duplex	Gas Heat (No AC)	Shell	Floor Insulatior	0.5	0.5	0.6	0	0	0	0%	0%	0%	0%	0%	0%	0	*N/A
62	WS	Residential	SingleFamily&Duplex	AC/Electric Resistance	Shell	Floor Insulatior	1.3	1.6	1.6	1	499,142	1	38%	56%	0%	0%	35%	100%	37,449	Residential Home Audit & Retrofit
63	WS	Residential	SingleFamily&Duplex	Heat Pump	Shell	Floor Insulatior	0.7	0.9	0.9	0	0	0	0%	0%	0%	0%	0%	0%	0	*N/A
64	WS	Residential	SingleFamily&Duplex	AC/Gas Heat	Shell	Radiant Barriers	1.0	1.3	1.3	1	499,142	1	40%	56%	0%	0%	25%	100%	27,913	Residential Home Audit & Retrofit
65	WS	Residential	SingleFamily&Duplex	Gas Heat (No AC)	Shell	Radiant Barriers	0.2	0.2	0.2	0	0	0	0%	0%	0%	0%	0%	0%	0	*N/A
66	WS	Residential	SingleFamily&Duplex	AC/Electric Resistance	Shell	Radiant Barriers	1.2	1.5	1.5	1	499,142	1	38%	56%	0%	0%	25%	100%	26,750	Residential Home Audit & Retrofit
67	WS	Residential	SingleFamily&Duplex	Heat Pump	Shell	Radiant Barriers	1.1	1.3	1.4	1	499,142	1	6%	56%	0%	0%	25%	100%	4,205	Residential Home Audit & Retrofit
68	WS	Residential	SingleFamily&Duplex	AC/Gas Heat	Shell	Wall Insulatior	1.9	2.3	2.4	1	499,142	1	40%	56%	0%	0%	35%	100%	39,078	Residential Home Audit & Retrofit
69	WS	Residential	SingleFamily&Duplex	Gas Heat (No AC)	Shell	Wall Insulatior	0.9	1.1	1.1	1	499,142	1	16%	56%	0%	0%	35%	100%	15,698	Residential Home Audit & Retrofit
70	WS	Residential	SingleFamily&Duplex	AC/Electric Resistance	Shell	Wall Insulatior	2.9	3.4	3.5	1	499,142	1	38%	56%	0%	0%	35%	100%	37,449	Residential Home Audit & Retrofit
71	WS	Residential	SingleFamily&Duplex	Heat Pump	Shell	Wall Insulatior	2.5	2.9	3.0	1	499,142	1	6%	56%	0%	0%	35%	100%	5,887	Residential Home Audit & Retrofit
72	WS	Residential	SingleFamily&Duplex	Electric WH	Hot Water	Water Heater Jackets	1.0	1.2	1.3	1	499,142	1	43%	56%	0%	0%	8%	100%	9,272	Residential Home Audit & Retrofit
73	WS	Residential	SingleFamily&Duplex	Electric WH	Hot Water	Water Heater Pipe Insulatior	0.8	1.1	1.1	1	499,142	1	43%	56%	0%	0%	8%	100%	9,272	Residential Home Audit & Retrofit
74	WS	Residential	SingleFamily&Duplex	AC/Gas Heat	Shell	Window Film	0.3	0.4	0.4	0	0	0	0%	0%	0%	0%	0%	0%	0	*N/A
75	WS	Residential	SingleFamily&Duplex	Gas Heat (No AC)	Shell	Window Film	0.0	0.0	0.0	0	0	0	0%	0%	0%	0%	0%	0%	0	*N/A
76	WS	Residential	SingleFamily&Duplex	AC/Electric Resistance	Shell	Window Film	0.1	0.2	0.3	0	0	0	0%	0%	0%	0%	0%	0%	0	*N/A
77	WS	Residential	SingleFamily&Duplex	Heat Pump	Shell	Window Film	0.2	0.3	0.4	0	0	0	0%	0%	0%	0%	0%	0%	0	*N/A
78	NWS	Residential	SingleFamily&Duplex	All	Other	ENERGY STAR Variable Speed Drive Pool	1.2	1.7	1.8	1	499,142	1	100%	4%	0%	0%	0%	100%	21,585	Pool Pump
79	NWS	Residential	SingleFamily&Duplex	All	HVAC	High Efficiency Bathroom Exhaust Fan	1.6	1.8	1.9	1	499,142	2	100%	56%	0%	0%	0%	100%	560,636	Residential Home Audit & Retrofit
80	WS	Residential	All	AC/Electric Resistance	HVAC	Central AC Replacement	0.8	1.0	1.1	1	587,226	1	38%	0%	98%	35%	100%	7%	5,084	ENERGY STAR Air Conditioning
81	WS	Residential	All	AC/Electric Resistance	HVAC	Central AC Replacement	0.7	0.9	1.0	1	587,226	1	38%	0%	98%	34%	100%	7%	4,910	ENERGY STAR Air Conditioning
82	WS	Residential	All	AC/Electric Resistance	HVAC	Central AC Replacement	0.6	0.8	0.9	1	587,226	1	38%	0%	98%	31%	100%	7%	4,575	ENERGY STAR Air Conditioning
83	WS	Residential	All	AC/Electric Resistance	HVAC	Central AC Replacement	0.8	1.1	1.1	1	587,226	1	38%	0%	98%	35%	100%	7%	5,067	ENERGY STAR Air Conditioning
84	WS	Residential	All	AC/Electric Resistance	HVAC	Central AC Replacement	0.8	1.0	1.1	1	587,226	1	38%	0%	98%	34%	100%	7%	4,906	ENERGY STAR Air Conditioning
85	WS	Residential	All	AC/Electric Resistance	HVAC	Central AC Replacement	0.7	0.9	0.9	1	587,226	1	38%	0%	98%	32%	100%	7%	4,596	ENERGY STAR Air Conditioning
86	WS	Residential	All	AC/Gas Heat	HVAC	Central AC Replacement	1.1	1.3	1.4	1	587,226	1	40%	0%	98%	37%	100%	7%	5,585	ENERGY STAR Air Conditioning
87	WS	Residential	All	AC/Gas Heat	HVAC	Central AC Replacement	0.9	1.1	1.2	1	587,226	1	40%	0%	98%	33%	100%	7%	5,074	ENERGY STAR Air Conditioning
88	WS	Residential	All	AC/Gas Heat	HVAC	Central AC Replacement	0.7	0.9	0.9	1	587,226	1	40%	0%	98%	30%	100%	7%	4,544	ENERGY STAR Air Conditioning
89	WS	Residential	All	AC/Gas Heat	HVAC	Central AC Replacement	1.0	1.3	1.3	1	587,226	1	40%	0%	98%	35%	100%	7%	5,386	ENERGY STAR Air Conditioning
90	WS	Residential	All	AC/Gas Heat	HVAC	Central AC Replacement	0.9	1.1	1.2	1	587,226	1	40%	0%	98%	34%	100%	7%	5,110	ENERGY STAR Air Conditioning
91	WS	Residential	All	AC/Gas Heat	HVAC	Central AC Replacement	0.7	1.0	1.0	1	587,226	1	40%	0%	98%	31%	100%	7%	4,706	ENERGY STAR Air Conditioning
92	WS	Residential	All	Heat Pump	HVAC	Heat Pump Replacement	0.9	1.1	1.2	1	587,226	1	6%	0%	97%	34%	100%	7%	784	ENERGY STAR Air Conditioning
93	WS	Residential	All	Heat Pump	HVAC	Heat Pump Replacement	0.9	1.1	1.1	1	587,226	1	6%	0%	97%	34%	100%	7%	770	ENERGY STAR Air Conditioning
94	WS	Residential	All	Heat Pump	HVAC	Heat Pump Replacement	0.7	0.9	1.0	1	587,226	1	6%	0%	97%	32%	100%	7%	730	ENERGY STAR Air Conditioning
95	WS	Residential	All	Heat Pump	HVAC	Heat Pump Replacement	1.1	1.4	1.4	0	0	0	0%	0%	0%	0%	0%	0%	0	*N/A
96	WS	Residential	All	Heat Pump	HVAC	Heat Pump Replacement	1.0	1.2	1.3	0	0	0	0%	0%	0%	0%	0%	0%	0	*N/A
97	WS	Residential	All	Heat Pump	HVAC	Heat Pump Replacement	0.9	1.1	1.1	0	0	0	0%	0%	0%	0%	0%	0%	0	*N/A
98	WS	Residential	All	AC	HVAC	Mini-Split AC	1.3	1.8	1.9	1	587,226	1	78%	0%	3%	54%	100%	7%	412	ENERGY STAR Air Conditioning
99	WS	Residential	All	AC	HVAC	Mini-Split AC	0.8	1.1	1.2	1	587,226	1	78%	0%	3%	46%	100%	7%	352	ENERGY STAR Air Conditioning
100	WS	Residential	All	Heat Pump	HVAC	Mini-Split Heat Pump	2.5	3.1	3.3	1	587,226	1	6%	0%	3%	52%	100%	7%	31	ENERGY STAR Air Conditioning
101	WS	Residential	All	Heat Pump	HVAC	Mini-Split Heat Pump	1.4	1.8	1.9	1	587,226	1	6%	0%	3%	48%	100%	7%	28	ENERGY STAR Air Conditioning
102	WS	Residential	All	AC	HVAC	Mini-Split AC	1.0	1.4	1.5	1	587,226	1	78%	0%	3%	53%	100%	7%	406	ENERGY STAR Air Conditioning
103	WS	Residential	All	AC	HVAC	Mini-Split AC	0.7	1.0	1.1	1	587,226	1	78%	0%	3%	47%	100%	7%	357	ENERGY STAR Air Conditioning
104	WS	Residential	All	Heat Pump	HVAC	Mini-Split Heat Pump	2.0	2.5	2.6	0	0	0	0%	0%	0%	0%	0%	0%	0	*N/A
105	WS	Residential	All	Heat Pump	HVAC	Mini-Split Heat Pump	1.3	1.6	1.7	0	0	0	0%	0%	0%	0%	0%	0%	0	*N/A
106	WS	Residential	SingleFamily&Duplex	Heat Pump	HVAC	Ground Source Heatpump	1.0	1.2	1.2	0	0	0	0%	0%	0%	0%	0%	0%	0	*N/A
107	WS	Residential	SingleFamily&Duplex	Heat Pump	HVAC	Ground Source Heatpump	0.9	1.1	1.1	1	499,142	1	6%	0%	0%	100%	100%	7%	5	ENERGY STAR Air Conditioning
108	WS	Residential	All	AC	HVAC	Central AC Tune-up	1.0	1.5	1.7	1	587,226	1	78%	0%	0%	0%	0%	10%	45,804	ENERGY STAR Air Conditioning
109	WS	Residential	All	Heat Pump	HVAC	Heat Pump Tune-up	1.7	2.3	2.4	1	587,226	1	6%	0%	0%	0%	0%	10%	3,523	ENERGY STAR Air Conditioning
110	NWS	Residential	All	All	Appliances	Refrigerator/Freezer Recycling	2.4	3.2	3.4	1	587,226	1	100%	20%	0%	0%	0%	100%	117,445	Appliance Recycling
111	NWS	Residential	All	Gas Heat (No AC)	HVAC	Room Air Conditioner Recycling	2.6	4.8	5.7	1	587,226	2	16%	7%	0%	0%	0%	100%	12,527	Appliance Recycling
112	NWS	Residential	Multifamily	All	Other	Home Energy Audit	0.0	0.0	0.0	1	35,234	1	100%	31%	0%	0%	0%	100%	10,811	Multifamily
113	NWS	Residential	Multifamily	All	Lighting	Residential Lighting Efficiency	1.2	1.7	1.9	1	35,234	8	100%	31%	0%	0%	66%	100%	57,083	Multifamily
114	NWS	Residential	Multifamily	Electric WH	Hot Water	Faucet Aerators	4.8	5.9	6.2	1	35,234	2	43%	31%	0%	0%	0%	100%	9,298	Multifamily
115	NWS	Residential	Multifamily	Electric WH	Hot Water	Low Flow Showerheads	13.0	16.0	16.9	1	35,234	1	43%	31%	0%	0%	0%	100%	4,649	Multifamily
116	NWS	Residential	Multifamily	Common Area	Lighting	Hallway Lighting Efficiency	0.5	0.7	0.7	0	0	0	0%	0%	0%	0%	0%	0%	0	*N/A
117	NWS	Residential	Multifamily	Common Area	Lighting	Exterior Lighting Efficiency	1.8	2.1	2.1	1	35,234	1	100%	11%	0%	0%	0%	100%	3,899	Multifamily
118	WS	Residential	SingleFamily&Duplex	All	Lighting	New home - lighting	7.8	10.5	11.2	1	7,286	1	100%	0%	0%	0%	0%	100%	7,286	Efficient New Homes
119	WS	Residential	SingleFamily&Duplex	All	Other	New home - nonlighting	0.8	1.0	1.0	1	7,286	1	100%	0%	0%	0%	0%	100%	7,286	Efficient New Homes
120	WS	Residential	SingleFamily&Duplex	All	Other	New home - nonlighting	0.7	0.9	0.9	1	7,286	1	100%	0%	0%	0%	0%	100%	7,286	Efficient New Homes
121	WS	Residential	SingleFamily&Duplex	All	Other	New home - furnace	0.9	1.0	1.1	1	7,286	1	100%	0%	0%	0%	0%	100%	7,286	Efficient New Homes
122	WS	Residential	All	All	Other	Benchmarking	1.2	1.4	1.4	1	587,226	1	100%	0%	0%	0%	0%	100%	587,226	Home Energy Use Benchmarking
123	WS	Residential	All	AC	Other	Direct Load Control Switch	0.6	2.5	3.1	1	587,226	1	78%	0%	0%	0%	0%	100%	458,036	Direct Load Control
124	WS	Residential	All	Heat Pump	Other	Direct Load Control Switch	0.6	2.5	3.1	1	587,226	1	6%	0%	0%	0%	0%	100%	35,234	Direct Load Control
125	WS	Residential	All	AC	Other	Direct Load Control Thermostat	1.0	3.9	4.7	0	0	0	0%	0%	0%	0%	0%	0%	0	*N/A
126	WS	Residential	All	Heat Pump	Other	Direct Load Control Thermostat	1.0	3.9	4.7	0	0	0	0%	0%	0%	0%	0%	0%	0	*N/A
127	WS	Residential	All	AC	Other	Non-Enabled Dynamic Pricing (Res	119.5	258.1	287.8	1	587,226	1	78%	0%	0%	0%	0%	100%	458,036	Dynamic Pricing
128	WS	Residential	All	All	Other	Low-Income Weatherization Package	1.5	1.9	2.0	1	587,226	1	100%	22%	0%	0%	0%	100%	129,190	Low-Income Weatherization

*N/A: Measure did not pass measure level screening and therefore was not included in a program.

MEASURE DESCRIPTION							Measure Documentation				
Measure ID	Weather Sensitive	Sector	Sub-Sector	Building Type	End Use	Measure Name	Measure Cost Source	Measure Savings Source	Measure Lifetime Source	Measure Unit per SubSector Unit Source	Applicability
1	NWS	Residentia	All	All	Lighting	Residential Lighting Efficiency	IL TRM	AR TRM v3.0	AR TRM v3.0	DOE	Entergy RASS/DOE/ICF
2	NWS	Residentia	All	All	Lighting	Residential Lighting Efficiency	IL TRM	AR TRM v3.0	AR TRM v3.0	DOE	Entergy RASS/DOE/ICF
3	NWS	Residentia	All	All	Lighting	Residential Lighting Efficiency	IL TRM	AR TRM v3.0	AR TRM v3.0	DOE	Entergy RASS/DOE/ICF
4	NWS	Residentia	All	All	Lighting	Residential Lighting Efficiency	IL TRM	AR TRM v3.0	AR TRM v3.0	DOE	Entergy RASS/DOE/ICF
5	NWS	Residentia	All	All	Consumer	Consumer Electronics	AR TRM v3.0	AR TRM v3.0	AR TRM v3.0	AR TRM v3.0	Entergy RASS/ENERGY STAR
6	NWS	Residentia	All	Gas WH	Appliances	ENERGYSTAR Clothes Washer and Dryer	AR TRM v3.0	AR TRM v3.0	AR TRM v3.0	AR TRM v3.0	Entergy RASS
7	NWS	Residentia	All	Electric WH	Appliances	ENERGYSTAR Clothes Washer and Dryer	AR TRM v3.0	AR TRM v3.0	AR TRM v3.0	AR TRM v3.0	Entergy RASS
8	NWS	Residentia	All	Electric WH	Appliances	ENERGYSTAR Clothes Washer and Dryer	AR TRM v3.0	AR TRM v3.0	AR TRM v3.0	AR TRM v3.0	Entergy RASS
9	NWS	Residentia	All	Gas WH	Appliances	ENERGYSTAR Clothes Washer and Dryer	AR TRM v3.0	AR TRM v3.0	AR TRM v3.0	AR TRM v3.0	Entergy RASS
10	NWS	Residentia	All	Electric WH	Appliances	ENERGYSTAR Dishwasher	AR TRM v3.0	AR TRM v3.0	AR TRM v3.0	AR TRM v3.0	Entergy RASS
11	NWS	Residentia	All	Gas WH	Appliances	ENERGYSTAR Dishwasher	AR TRM v3.0	AR TRM v3.0	AR TRM v3.0	AR TRM v3.0	Entergy RASS
12	NWS	Residentia	All	All	Appliances	HE Refrigerator	DOE	IL TRM	AR TRM v3.0		Entergy RASS
13	WS	Residentia	All	Gas Heat (No AC)	HVAC	Room Air Conditioner	IL TRM	ICF/AR TRM v3.0	AR TRM v3.0	RECS	Entergy RASS/ICF
14	WS	Residentia	All	Gas Heat (No AC)	HVAC	Room Air Conditioner	IL TRM	ICF/AR TRM v3.0	AR TRM v3.0	RECS	Entergy RASS/ICF
15	NWS	Residentia	All	All	Appliances	Advanced Power Strips	ICF	AR TRM v3.0	AR TRM v3.0	Entergy RASS	Entergy RASS
16	NWS	Residentia	All	All	Appliances	ENERGY STAR Dehumidifier	IL TRM	IL TRM	IL TRM		Entergy RASS/KEMA MD Baseline
17	NWS	Residentia	All	Electric WH	Hot Water	Water Heater Replacement	IL TRM	ICF/AR TRM v3.0	AR TRM v3.0		Entergy RASS/ICF
18	NWS	Residentia	All	Electric WH	Hot Water	Water Heater Replacement	IL TRM	ICF/AR TRM v3.0	AR TRM v3.0		Entergy RASS/ICF
19	NWS	Residentia	All	Electric WH	Hot Water	Water Heater Replacement	IL TRM	ICF/AR TRM v3.0	AR TRM v3.0		Entergy RASS/ICF
20	NWS	Residentia	All	Electric WH	Hot Water	Water Heater Replacements	IL TRM	ICF/AR TRM v3.0	AR TRM v3.0		Entergy RASS/ICF
21	NWS	Residentia	SingleFamily&Duple	All	Other	Home Energy Audit	ICF	ICF	ICF	ICF	Entergy RASS/2009 Census
22	NWS	Residentia	SingleFamily&Duple	All	Lighting	Residential Lighting Efficiency	ICF	AR TRM v3.0	AR TRM v3.0	ICF	Entergy RASS/Entergy RASS/2009
23	NWS	Residentia	SingleFamily&Duple	Electric WH	Hot Water	Faucet Aerators	ICF	AR TRM v3.0	AR TRM v3.0	ICF	Entergy RASS/2009 Census
24	NWS	Residentia	SingleFamily&Duple	Electric WH	Hot Water	Low Flow Showerheads	ICF	AR TRM v3.0	AR TRM v3.0	ICF	Entergy RASS/2009 Census
25	WS	Residentia	SingleFamily&Duple	AC/Gas Heat	Shell	Air Infiltration	ICF	ICF/AR TRM v3.0	AR TRM v3.0	ICF	Entergy RASS/2009 Census
26	WS	Residentia	SingleFamily&Duple	Gas Heat (No AC)	Shell	Air Infiltration	ICF	ICF/AR TRM v3.0	AR TRM v3.0	ICF	Entergy RASS/2009 Census
27	WS	Residentia	SingleFamily&Duple	AC/Electric Resistance	Shell	Air Infiltration	ICF	ICF/AR TRM v3.0	AR TRM v3.0	ICF	Entergy RASS/2009 Census
28	WS	Residentia	SingleFamily&Duple	Heat Pump	Shell	Air Infiltration	ICF	ICF/AR TRM v3.0	AR TRM v3.0	ICF	Entergy RASS/2009 Census
29	WS	Residentia	SingleFamily&Duple	AC/Gas Heat	Shell	Attic Knee Wall Insulatior	ICF	ICF/AR TRM v3.0	AR TRM v3.0	ICF	Entergy RASS/2009 Census
30	WS	Residentia	SingleFamily&Duple	Gas Heat (No AC)	Shell	Attic Knee Wall Insulatior	ICF	ICF/AR TRM v3.0	AR TRM v3.0	ICF	Entergy RASS/2009 Census
31	WS	Residentia	SingleFamily&Duple	AC/Electric Resistance	Shell	Attic Knee Wall Insulatior	ICF	ICF/AR TRM v3.0	AR TRM v3.0	ICF	Entergy RASS/2009 Census
32	WS	Residentia	SingleFamily&Duple	Heat Pump	Shell	Attic Knee Wall Insulatior	ICF	ICF/AR TRM v3.0	AR TRM v3.0	ICF	Entergy RASS/2009 Census
33	WS	Residentia	SingleFamily&Duple	AC/Gas Heat	Shell	Ceiling Insulatior	DEER	ICF/AR TRM v3.0	AR TRM v3.0	Entergy RASS	Entergy RASS/2009 Census
34	WS	Residentia	SingleFamily&Duple	AC/Gas Heat	Shell	Ceiling Insulatior	DEER	ICF/AR TRM v3.0	AR TRM v3.0	Entergy RASS	Entergy RASS/2009 Census
35	WS	Residentia	SingleFamily&Duple	AC/Gas Heat	Shell	Ceiling Insulatior	DEER	ICF/AR TRM v3.0	AR TRM v3.0	Entergy RASS	Entergy RASS/2009 Census
36	WS	Residentia	SingleFamily&Duple	AC/Gas Heat	Shell	Ceiling Insulatior	DEER	ICF/AR TRM v3.0	AR TRM v3.0	Entergy RASS	Entergy RASS/2009 Census
37	WS	Residentia	SingleFamily&Duple	Gas Heat (No AC)	Shell	Ceiling Insulatior	DEER	ICF/AR TRM v3.0	AR TRM v3.0	Entergy RASS	Entergy RASS/2009 Census
38	WS	Residentia	SingleFamily&Duple	Gas Heat (No AC)	Shell	Ceiling Insulatior	DEER	ICF/AR TRM v3.0	AR TRM v3.0	Entergy RASS	Entergy RASS/2009 Census
39	WS	Residentia	SingleFamily&Duple	Gas Heat (No AC)	Shell	Ceiling Insulatior	DEER	ICF/AR TRM v3.0	AR TRM v3.0	Entergy RASS	Entergy RASS/2009 Census
40	WS	Residentia	SingleFamily&Duple	Gas Heat (No AC)	Shell	Ceiling Insulatior	DEER	ICF/AR TRM v3.0	AR TRM v3.0	Entergy RASS	Entergy RASS/2009 Census
41	WS	Residentia	SingleFamily&Duple	AC/Electric Resistance	Shell	Ceiling Insulatior	DEER	ICF/AR TRM v3.0	AR TRM v3.0	Entergy RASS	Entergy RASS/2009 Census
42	WS	Residentia	SingleFamily&Duple	AC/Electric Resistance	Shell	Ceiling Insulatior	DEER	ICF/AR TRM v3.0	AR TRM v3.0	Entergy RASS	Entergy RASS/2009 Census
43	WS	Residentia	SingleFamily&Duple	AC/Electric Resistance	Shell	Ceiling Insulatior	DEER	ICF/AR TRM v3.0	AR TRM v3.0	Entergy RASS	Entergy RASS/2009 Census
44	WS	Residentia	SingleFamily&Duple	AC/Electric Resistance	Shell	Ceiling Insulatior	DEER	ICF/AR TRM v3.0	AR TRM v3.0	Entergy RASS	Entergy RASS/2009 Census
45	WS	Residentia	SingleFamily&Duple	Heat Pump	Shell	Ceiling Insulatior	DEER	ICF/AR TRM v3.0	AR TRM v3.0	Entergy RASS	Entergy RASS/2009 Census
46	WS	Residentia	SingleFamily&Duple	Heat Pump	Shell	Ceiling Insulatior	DEER	ICF/AR TRM v3.0	AR TRM v3.0	Entergy RASS	Entergy RASS/2009 Census
47	WS	Residentia	SingleFamily&Duple	Heat Pump	Shell	Ceiling Insulatior	DEER	ICF/AR TRM v3.0	AR TRM v3.0	Entergy RASS	Entergy RASS/2009 Census
48	WS	Residentia	SingleFamily&Duple	Heat Pump	Shell	Ceiling Insulatior	DEER	ICF/AR TRM v3.0	AR TRM v3.0	Entergy RASS	Entergy RASS/2009 Census
49	WS	Residentia	SingleFamily&Duple	AC/Electric Resistance	HVAC	Duct Sealing	ICF	ICF/AR TRM v3.0	AR TRM v3.0	ICF	Entergy RASS/2009 Census/ICF
50	WS	Residentia	SingleFamily&Duple	Heat Pump	HVAC	Duct Sealing	ICF	ICF/AR TRM v3.0	AR TRM v3.0	ICF	Entergy RASS/2009 Census/ICF
51	WS	Residentia	SingleFamily&Duple	AC/Gas Heat	HVAC	Duct Sealing	ICF	ICF/AR TRM v3.0	AR TRM v3.0	ICF	Entergy RASS/2009 Census/ICF
52	WS	Residentia	SingleFamily&Duple	AC/Gas Heat	Shell	Energy Star Windows	DEER	ICF/AR TRM v3.0	AR TRM v3.0	ICF	Entergy RASS/2009 Census
53	WS	Residentia	SingleFamily&Duple	Gas Heat (No AC)	Shell	Energy Star Windows	DEER	ICF/AR TRM v3.0	AR TRM v3.0	ICF	Entergy RASS/2009 Census
54	WS	Residentia	SingleFamily&Duple	AC/Electric Resistance	Shell	Energy Star Windows	DEER	ICF/AR TRM v3.0	AR TRM v3.0	ICF	Entergy RASS/2009 Census
55	WS	Residentia	SingleFamily&Duple	Heat Pump	Shell	Energy Star Windows	DEER	ICF/AR TRM v3.0	AR TRM v3.0	ICF	Entergy RASS/2009 Census
56	WS	Residentia	SingleFamily&Duple	AC/Gas Heat	Shell	Energy Star Windows	DEER	ICF/AR TRM v3.0	AR TRM v3.0	ICF	Entergy RASS/2009 Census
57	WS	Residentia	SingleFamily&Duple	Gas Heat (No AC)	Shell	Energy Star Windows	DEER	ICF/AR TRM v3.0	AR TRM v3.0	ICF	Entergy RASS/2009 Census
58	WS	Residentia	SingleFamily&Duple	AC/Electric Resistance	Shell	Energy Star Windows	DEER	ICF/AR TRM v3.0	AR TRM v3.0	ICF	Entergy RASS/2009 Census
59	WS	Residentia	SingleFamily&Duple	Heat Pump	Shell	Energy Star Windows	DEER	ICF/AR TRM v3.0	AR TRM v3.0	ICF	Entergy RASS/2009 Census
60	WS	Residentia	SingleFamily&Duple	AC/Gas Heat	Shell	Floor Insulatior	DEER	ICF/AR TRM v3.0	AR TRM v3.0	Entergy RASS	Entergy RASS/2009 Census/ICF

MEASURE DESCRIPTION							Measure Documentation				
Measure ID	Weather Sensitive	Sector	Sub-Sector	Building Type	End Use	Measure Name	Measure Cost Source	Measure Savings Source	Measure Lifetime Source	Measure Unit per SubSector Unit Source	Applicability
61	WS	Residentia	SingleFamily&Duple	Gas Heat (No AC)	Shell	Floor Insulatior	DEER	ICF/AR TRM v3.0	AR TRM v3.0	Entergy RASS	Entergy RASS/2009 Census/ICF
62	WS	Residentia	SingleFamily&Duple	AC/Electric Resistance	Shell	Floor Insulatior	DEER	ICF/AR TRM v3.0	AR TRM v3.0	Entergy RASS	Entergy RASS/2009 Census/ICF
63	WS	Residentia	SingleFamily&Duple	Heat Pump	Shell	Floor Insulatior	DEER	ICF/AR TRM v3.0	AR TRM v3.0	Entergy RASS	Entergy RASS/2009 Census/ICF
64	WS	Residentia	SingleFamily&Duple	AC/Gas Heat	Shell	Radiant Barriers	DEER	ICF/AR TRM v3.0	AR TRM v3.0	Entergy RASS	Entergy RASS/2009 Census/ICF
65	WS	Residentia	SingleFamily&Duple	Gas Heat (No AC)	Shell	Radiant Barriers	DEER	ICF/AR TRM v3.0	AR TRM v3.0	Entergy RASS	Entergy RASS/2009 Census/ICF
66	WS	Residentia	SingleFamily&Duple	AC/Electric Resistance	Shell	Radiant Barriers	DEER	ICF/AR TRM v3.0	AR TRM v3.0	Entergy RASS	Entergy RASS/2009 Census/ICF
67	WS	Residentia	SingleFamily&Duple	Heat Pump	Shell	Radiant Barriers	DEER	ICF/AR TRM v3.0	AR TRM v3.0	Entergy RASS	Entergy RASS/2009 Census/ICF
68	WS	Residentia	SingleFamily&Duple	AC/Gas Heat	Shell	Wall Insulatior	DEER	ICF/AR TRM v3.0	AR TRM v3.0	ICF	Entergy RASS/2009 Census
69	WS	Residentia	SingleFamily&Duple	Gas Heat (No AC)	Shell	Wall Insulatior	DEER	ICF/AR TRM v3.0	AR TRM v3.0	ICF	Entergy RASS/2009 Census
70	WS	Residentia	SingleFamily&Duple	AC/Electric Resistance	Shell	Wall Insulatior	DEER	ICF/AR TRM v3.0	AR TRM v3.0	ICF	Entergy RASS/2009 Census
71	WS	Residentia	SingleFamily&Duple	Heat Pump	Shell	Wall Insulatior	DEER	ICF/AR TRM v3.0	AR TRM v3.0	ICF	Entergy RASS/2009 Census
72	WS	Residentia	SingleFamily&Duple	Electric WH	Hot Water	Water Heater Jackets	DEER	ICF/AR TRM v3.0	AR TRM v3.0	ICF	Entergy RASS/2009 Census/ICF
73	WS	Residentia	SingleFamily&Duple	Electric WH	Hot Water	Water Heater Pipe Insulatior	DEER	ICF/AR TRM v3.0	AR TRM v3.0	ICF	Entergy RASS/2009 Census/ICF
74	WS	Residentia	SingleFamily&Duple	AC/Gas Heat	Shell	Window Film	DEER	ICF/AR TRM v3.0	AR TRM v3.0	ICF	Entergy RASS/2009 Census
75	WS	Residentia	SingleFamily&Duple	Gas Heat (No AC)	Shell	Window Film	DEER	ICF/AR TRM v3.0	AR TRM v3.0	ICF	Entergy RASS/2009 Census
76	WS	Residentia	SingleFamily&Duple	AC/Electric Resistance	Shell	Window Film	DEER	ICF/AR TRM v3.0	AR TRM v3.0	ICF	Entergy RASS/2009 Census
77	WS	Residentia	SingleFamily&Duple	Heat Pump	Shell	Window Film	DEER	ICF/AR TRM v3.0	AR TRM v3.0	ICF	Entergy RASS/2009 Census
78	NWS	Residentia	SingleFamily&Duple	All	Other	ENERGY STAR Variable Speed Drive Pool	ICF	OK TRM	OK TRM	ICF	Entergy RASS/2009 Census/RECS
79	NWS	Residentia	SingleFamily&Duple	All	HVAC	High Efficiency Bathroom Exhaust Far	IL TRM	IL TRM	IL TRM	RECS	Entergy RASS/2009 Census
80	WS	Residentia	All	AC/Electric Resistance	HVAC	Central AC Replacement	DEER	OK TRM/EFLH from ENERGY STAR AC/HP savings	AR TRM v3.0	ICF	Entergy RASS
81	WS	Residentia	All	AC/Electric Resistance	HVAC	Central AC Replacement	DEER	OK TRM/EFLH from ENERGY STAR AC/HP savings	AR TRM v3.0	ICF	Entergy RASS
82	WS	Residentia	All	AC/Electric Resistance	HVAC	Central AC Replacement	DEER	OK TRM/EFLH from ENERGY STAR AC/HP savings	AR TRM v3.0	ICF	Entergy RASS
83	WS	Residentia	All	AC/Electric Resistance	HVAC	Central AC Replacement	DEER	OK TRM/EFLH from ENERGY STAR AC/HP savings	AR TRM v3.0	ICF	Entergy RASS
84	WS	Residentia	All	AC/Electric Resistance	HVAC	Central AC Replacement	DEER	OK TRM/EFLH from ENERGY STAR AC/HP savings	AR TRM v3.0	ICF	Entergy RASS
85	WS	Residentia	All	AC/Electric Resistance	HVAC	Central AC Replacement	DEER	OK TRM/EFLH from ENERGY STAR AC/HP savings	AR TRM v3.0	ICF	Entergy RASS
86	WS	Residentia	All	AC/Gas Heat	HVAC	Central AC Replacement	ICF	ICF/OK TRM	AR TRM v3.0	ICF	Entergy RASS
87	WS	Residentia	All	AC/Gas Heat	HVAC	Central AC Replacement	ICF	ICF/OK TRM	AR TRM v3.0	ICF	Entergy RASS
88	WS	Residentia	All	AC/Gas Heat	HVAC	Central AC Replacement	ICF	ICF/OK TRM	AR TRM v3.0	ICF	Entergy RASS
89	WS	Residentia	All	AC/Gas Heat	HVAC	Central AC Replacement	ICF	ICF/OK TRM	AR TRM v3.0	ICF	Entergy RASS
90	WS	Residentia	All	AC/Gas Heat	HVAC	Central AC Replacement	ICF	ICF/OK TRM	AR TRM v3.0	ICF	Entergy RASS
91	WS	Residentia	All	AC/Gas Heat	HVAC	Central AC Replacement	ICF	ICF/OK TRM	AR TRM v3.0	ICF	Entergy RASS
92	WS	Residentia	All	Heat Pump	HVAC	Heat Pump Replacement	Mid-Atlantic TRM v.3.0	OK TRM/EFLH from ENERGY STAR AC/HP savings	AR TRM v3.0	ICF	Entergy RASS
93	WS	Residentia	All	Heat Pump	HVAC	Heat Pump Replacement	Mid-Atlantic TRM v.3.0	OK TRM/EFLH from ENERGY STAR AC/HP savings	AR TRM v3.0	ICF	Entergy RASS
94	WS	Residentia	All	Heat Pump	HVAC	Heat Pump Replacement	Mid-Atlantic TRM v.3.0	OK TRM/EFLH from ENERGY STAR AC/HP savings	AR TRM v3.0	ICF	Entergy RASS
95	WS	Residentia	All	Heat Pump	HVAC	Heat Pump Replacement	Mid-Atlantic TRM v.3.0	OK TRM/EFLH from ENERGY STAR AC/HP savings	AR TRM v3.0	ICF	Entergy RASS
96	WS	Residentia	All	Heat Pump	HVAC	Heat Pump Replacement	Mid-Atlantic TRM v.3.0	OK TRM/EFLH from ENERGY STAR AC/HP savings	AR TRM v3.0	ICF	Entergy RASS
97	WS	Residentia	All	Heat Pump	HVAC	Heat Pump Replacement	Mid-Atlantic TRM v.3.0	OK TRM/EFLH from ENERGY STAR AC/HP savings	AR TRM v3.0	ICF	Entergy RASS
98	WS	Residentia	All	AC	HVAC	Mini-Split AC	DEER/ICF research	OK TRM/EFLH from ENERGY STAR AC/HP savings	OK TRM	ICF	Entergy RASS
99	WS	Residentia	All	AC	HVAC	Mini-Split AC	DEER/ICF research	OK TRM/EFLH from ENERGY STAR AC/HP savings	OK TRM	ICF	Entergy RASS
100	WS	Residentia	All	Heat Pump	HVAC	Mini-Split Heat Pump	DEER/ICF research	OK TRM/EFLH from ENERGY STAR AC/HP savings	OK TRM	ICF	Entergy RASS
101	WS	Residentia	All	Heat Pump	HVAC	Mini-Split Heat Pump	DEER/ICF research	OK TRM/EFLH from ENERGY STAR AC/HP savings	OK TRM	ICF	Entergy RASS
102	WS	Residentia	All	AC	HVAC	Mini-Split AC	DEER/ICF research	OK TRM/EFLH from ENERGY STAR AC/HP savings	OK TRM	ICF	Entergy RASS
103	WS	Residentia	All	AC	HVAC	Mini-Split AC	DEER/ICF research	OK TRM/EFLH from ENERGY STAR AC/HP savings	OK TRM	ICF	Entergy RASS
104	WS	Residentia	All	Heat Pump	HVAC	Mini-Split Heat Pump	DEER/ICF research	OK TRM/EFLH from ENERGY STAR AC/HP savings	OK TRM	ICF	Entergy RASS
105	WS	Residentia	All	Heat Pump	HVAC	Mini-Split Heat Pump	DEER/ICF research	OK TRM/EFLH from ENERGY STAR AC/HP savings	OK TRM	ICF	Entergy RASS
106	WS	Residentia	SingleFamily&Duple	Heat Pump	HVAC	Ground Source Heatpump	ICF/DOE	ICF/OK TRM	OK TRM	ICF	Entergy RASS
107	WS	Residentia	SingleFamily&Duple	Heat Pump	HVAC	Ground Source Heatpump	ICF/DOE	ICF/OK TRM	OK TRM	ICF	Entergy RASS
108	WS	Residentia	All	AC	HVAC	Central AC Tune-up	IL TRM	AR TRM v3.0	AR TRM v3.0	ICF	Entergy RASS
109	WS	Residentia	All	Heat Pump	HVAC	Heat Pump Tune-up	IL TRM	AR TRM v3.0	AR TRM v3.0	ICF	Entergy RASS
110	NWS	Residentia	All	All	Appliances	Refrigerator/Freezer Recycling	IL TRM	Ameren PY5 Evaluation Repor	IL TRM	RECS	Entergy RASS/RECS
111	NWS	Residentia	All	Gas Heat (No AC)	HVAC	Room Air Conditioner Recycling	IL TRM	ICF/AR TRM v3.0	IL TRM	RECS	Entergy RASS/ICF
112	NWS	Residentia	Multifamily	All	Other	Home Energy Audit	ICF	ICF	ICF	ICF	Entergy RASS
113	NWS	Residentia	Multifamily	All	Lighting	Residential Lighting Efficiency	ICF	AR TRM v3.0	AR TRM v3.0	ICF	Entergy RASS
114	NWS	Residentia	Multifamily	Electric WH	Hot Water	Faucet Aerators	ICF	AR TRM v3.0	AR TRM v3.0	ICF	Entergy RASS
115	NWS	Residentia	Multifamily	Electric WH	Hot Water	Low Flow Showerheads	ICF	AR TRM v3.0	AR TRM v3.0	ICF	Entergy RASS
116	NWS	Residentia	Multifamily	Common Area	Lighting	Hallway Lighting Efficiency	IL TRM	ICF	AR TRM v3.0/IL	ICF	Entergy RASS
117	NWS	Residentia	Multifamily	Common Area	Lighting	Exterior Lighting Efficiency	IL TRM	ICF	AR TRM v3.0/IL	ICF	Entergy RASS/ICF
118	WS	Residentia	SingleFamily&Duple	All	Lighting	New home - lighting	PSO outreach/Mid-Atlantic TRM	PSO new homes program/updated weather file,SEER,	AR TRM v3.0	ICF	Entergy RASS
119	WS	Residentia	SingleFamily&Duple	All	Other	New home - nonlighting	PSO outreach/Mid-Atlantic TRM	PSO new homes program/updated weather file,SEER,	ICF	ICF	Entergy RASS
120	WS	Residentia	SingleFamily&Duple	All	Other	New home - nonlighting	PSO outreach/Mid-Atlantic TRM	PSO new homes program/updated weather file,SEER,	ICF	ICF	Entergy RASS
121	WS	Residentia	SingleFamily&Duple	All	Other	New home - furnace	Mid-Atlantic TRM v.3.0	PSO new homes program/updated weather file,SEER,	AR TRM v3.0	ICF	Entergy RASS
122	WS	Residentia	All	All	Other	Benchmarking	ICF based 2011 Entergy study	ComEd PY5 Program Evaluation	ICF based EAI	ICF	Entergy RASS
123	WS	Residentia	All	AC	Other	Direct Load Control Switch	ICF based 2011 Entergy study	Comverge EAI Study	ICF based EAI	ICF	Entergy RASS
124	WS	Residentia	All	Heat Pump	Other	Direct Load Control Switch	ICF based 2011 Entergy study	Comverge EAI Study	ICF based EAI	ICF	Entergy RASS
125	WS	Residentia	All	AC	Other	Direct Load Control Thermostat	ICF based 2011 Entergy study	Comverge EAI Study	ICF based EAI	ICF	Entergy RASS
126	WS	Residentia	All	Heat Pump	Other	Direct Load Control Thermostat	ICF based 2011 Entergy study	Comverge EAI Study	ICF based EAI	ICF	Entergy RASS
127	WS	Residentia	All	AC	Other	Non-Enabled Dynamic Pricing (Res	ICF based 2011 Entergy study	ICF based 2011 Entergy study	ICF based EAI	ICF	Entergy RASS
128	WS	Residentia	All	All	Other	Low-Income Weatherization Package	ICF based 2011 Entergy study	ICF based 2011 Entergy study	ICF based EAI	ICF	Entergy RASS/Census 2009

Residential Measures

MEASURE DESCRIPTION							PROGRAM	PARTICIPATION LOW CASE					
Measure ID	Weather Sensitive	Sector	Sub-Sector	Building Type	End Use	Measure Name	Program	First Year of Participation (So Year)	First Year Annual Participation Rate (So)	Year of Maximum Annual Participation (Smax Year)	Maximum Annual Participation Rate (Smax)	Final Year of Participation (Fo Year)	Final Year Annual Participation Rate (Fo)
1	NWS	Residential	All	All	Lighting	Residential Lighting Efficiency	Residential Lighting & Appliances	2015	18.803%	2017	39.003600%	2020	6.496152%
2	NWS	Residential	All	All	Lighting	Residential Lighting Efficiency	*N/A	*N/A	*N/A	*N/A	*N/A	*N/A	*N/A
3	NWS	Residential	All	All	Lighting	Residential Lighting Efficiency	Residential Lighting & Appliances	2015	4.037%	2020	8.555985%	2020	8.555985%
4	NWS	Residential	All	All	Lighting	Residential Lighting Efficiency	Residential Lighting & Appliances	2015	2.924%	2020	20.115380%	2034	0.672113%
5	NWS	Residential	All	All	Consumer Electronics	Consumer Electronics	Residential Lighting & Appliances	2015	0.970%	2034	4.851672%	2034	4.851672%
6	NWS	Residential	All	Gas WH	Appliances	ENERGYSTAR Clothes Washer and Dryer	*N/A	*N/A	*N/A	*N/A	*N/A	*N/A	*N/A
7	NWS	Residential	All	Electric WH	Appliances	ENERGYSTAR Clothes Washer and Dryer	*N/A	*N/A	*N/A	*N/A	*N/A	*N/A	*N/A
8	NWS	Residential	All	Electric WH	Appliances	ENERGYSTAR Clothes Washer and Dryer	*N/A	*N/A	*N/A	*N/A	*N/A	*N/A	*N/A
9	NWS	Residential	All	Gas WH	Appliances	ENERGYSTAR Clothes Washer and Dryer	*N/A	*N/A	*N/A	*N/A	*N/A	*N/A	*N/A
10	NWS	Residential	All	Electric WH	Appliances	ENERGYSTAR Dishwasher	*N/A	*N/A	*N/A	*N/A	*N/A	*N/A	*N/A
11	NWS	Residential	All	Gas WH	Appliances	ENERGYSTAR Dishwasher	*N/A	*N/A	*N/A	*N/A	*N/A	*N/A	*N/A
12	NWS	Residential	All	All	Appliances	HE Refrigerator	*N/A	*N/A	*N/A	*N/A	*N/A	*N/A	*N/A
13	WS	Residential	All	Gas Heat (No AC)	HVAC	Room Air Conditioner	*N/A	*N/A	*N/A	*N/A	*N/A	*N/A	*N/A
14	WS	Residential	All	Gas Heat (No AC)	HVAC	Room Air Conditioner	Residential Lighting & Appliances	2015	0.000%	2034	0.000077%	2034	0.000077%
15	NWS	Residential	All	All	Appliances	Advanced Power Strips	Residential Lighting & Appliances	2015	2.818%	2034	14.088252%	2034	14.088252%
16	NWS	Residential	All	All	Appliances	ENERGY STAR Dehumidifier	Residential Lighting & Appliances	2015	0.267%	2034	1.336490%	2034	1.336490%
17	NWS	Residential	All	Electric WH	Hot Water	Water Heater Replacement	Water Heating	2015	0.560%	2034	2.800870%	2034	2.800870%
18	NWS	Residential	All	Electric WH	Hot Water	Water Heater Replacement	Water Heating	2015	0.564%	2034	2.820552%	2034	2.820552%
19	NWS	Residential	All	Electric WH	Hot Water	Water Heater Replacement	Water Heating	2015	0.687%	2034	3.433423%	2034	3.433423%
20	NWS	Residential	All	Electric WH	Hot Water	Water Heater Replacements	*N/A	*N/A	*N/A	*N/A	*N/A	*N/A	*N/A
21	NWS	Residential	SingleFamily&Duplex	All	Other	Home Energy Audit	Residential Home Audit & Retrofit	2015	0.250%	2019	1.500000%	2034	1.500000%
22	NWS	Residential	SingleFamily&Duplex	All	Lighting	Residential Lighting Efficiency	Residential Home Audit & Retrofit	2015	0.188%	2019	1.125000%	2034	1.125000%
23	NWS	Residential	SingleFamily&Duplex	Electric WH	Hot Water	Faucet Aerators	Residential Home Audit & Retrofit	2015	0.188%	2019	1.125000%	2034	1.125000%
24	NWS	Residential	SingleFamily&Duplex	Electric WH	Hot Water	Low Flow Showerheads	Residential Home Audit & Retrofit	2015	0.188%	2019	1.125000%	2034	1.125000%
25	WS	Residential	SingleFamily&Duplex	AC/Gas Heat	Shell	Air Infiltration	Residential Home Audit & Retrofit	2015	0.025%	2019	0.150000%	2034	0.150000%
26	WS	Residential	SingleFamily&Duplex	Gas Heat (No AC)	Shell	Air Infiltration	Residential Home Audit & Retrofit	2015	0.025%	2019	0.150000%	2034	0.150000%
27	WS	Residential	SingleFamily&Duplex	AC/Electric Resistance Heat	Shell	Air Infiltration	Residential Home Audit & Retrofit	2015	0.025%	2019	0.150000%	2034	0.150000%
28	WS	Residential	SingleFamily&Duplex	Heat Pump	Shell	Air Infiltration	Residential Home Audit & Retrofit	2015	0.025%	2019	0.150000%	2034	0.150000%
29	WS	Residential	SingleFamily&Duplex	AC/Gas Heat	Shell	Attic Knee Wall Insulation	Residential Home Audit & Retrofit	2015	0.025%	2019	0.150000%	2034	0.150000%
30	WS	Residential	SingleFamily&Duplex	Gas Heat (No AC)	Shell	Attic Knee Wall Insulation	*N/A	*N/A	*N/A	*N/A	*N/A	*N/A	*N/A
31	WS	Residential	SingleFamily&Duplex	AC/Electric Resistance Heat	Shell	Attic Knee Wall Insulation	Residential Home Audit & Retrofit	2015	0.025%	2019	0.150000%	2034	0.150000%
32	WS	Residential	SingleFamily&Duplex	Heat Pump	Shell	Attic Knee Wall Insulation	Residential Home Audit & Retrofit	2015	0.025%	2019	0.150000%	2034	0.150000%
33	WS	Residential	SingleFamily&Duplex	AC/Gas Heat	Shell	Ceiling Insulation	Residential Home Audit & Retrofit	2015	0.025%	2019	0.150000%	2034	0.150000%
34	WS	Residential	SingleFamily&Duplex	AC/Gas Heat	Shell	Ceiling Insulation	Residential Home Audit & Retrofit	2015	0.025%	2019	0.150000%	2034	0.150000%
35	WS	Residential	SingleFamily&Duplex	AC/Gas Heat	Shell	Ceiling Insulation	Residential Home Audit & Retrofit	2015	0.025%	2019	0.150000%	2034	0.150000%
36	WS	Residential	SingleFamily&Duplex	AC/Gas Heat	Shell	Ceiling Insulation	Residential Home Audit & Retrofit	2015	0.025%	2019	0.150000%	2034	0.150000%
37	WS	Residential	SingleFamily&Duplex	Gas Heat (No AC)	Shell	Ceiling Insulation	*N/A	*N/A	*N/A	*N/A	*N/A	*N/A	*N/A
38	WS	Residential	SingleFamily&Duplex	Gas Heat (No AC)	Shell	Ceiling Insulation	*N/A	*N/A	*N/A	*N/A	*N/A	*N/A	*N/A
39	WS	Residential	SingleFamily&Duplex	Gas Heat (No AC)	Shell	Ceiling Insulation	*N/A	*N/A	*N/A	*N/A	*N/A	*N/A	*N/A
40	WS	Residential	SingleFamily&Duplex	Gas Heat (No AC)	Shell	Ceiling Insulation	*N/A	*N/A	*N/A	*N/A	*N/A	*N/A	*N/A
41	WS	Residential	SingleFamily&Duplex	AC/Electric Resistance Heat	Shell	Ceiling Insulation	Residential Home Audit & Retrofit	2015	0.025%	2019	0.150000%	2034	0.150000%
42	WS	Residential	SingleFamily&Duplex	AC/Electric Resistance Heat	Shell	Ceiling Insulation	Residential Home Audit & Retrofit	2015	0.025%	2019	0.150000%	2034	0.150000%
43	WS	Residential	SingleFamily&Duplex	AC/Electric Resistance Heat	Shell	Ceiling Insulation	Residential Home Audit & Retrofit	2015	0.025%	2019	0.150000%	2034	0.150000%
44	WS	Residential	SingleFamily&Duplex	AC/Electric Resistance Heat	Shell	Ceiling Insulation	Residential Home Audit & Retrofit	2015	0.025%	2019	0.150000%	2034	0.150000%
45	WS	Residential	SingleFamily&Duplex	Heat Pump	Shell	Ceiling Insulation	Residential Home Audit & Retrofit	2015	0.025%	2019	0.150000%	2034	0.150000%
46	WS	Residential	SingleFamily&Duplex	Heat Pump	Shell	Ceiling Insulation	Residential Home Audit & Retrofit	2015	0.025%	2019	0.150000%	2034	0.150000%
47	WS	Residential	SingleFamily&Duplex	Heat Pump	Shell	Ceiling Insulation	Residential Home Audit & Retrofit	2015	0.025%	2019	0.150000%	2034	0.150000%
48	WS	Residential	SingleFamily&Duplex	Heat Pump	Shell	Ceiling Insulation	Residential Home Audit & Retrofit	2015	0.025%	2019	0.150000%	2034	0.150000%
49	WS	Residential	SingleFamily&Duplex	AC/Electric Resistance Heat	HVAC	Duct Sealing	Residential Home Audit & Retrofit	2015	0.025%	2019	0.150000%	2034	0.150000%
50	WS	Residential	SingleFamily&Duplex	Heat Pump	HVAC	Duct Sealing	Residential Home Audit & Retrofit	2015	0.025%	2019	0.150000%	2034	0.150000%
51	WS	Residential	SingleFamily&Duplex	AC/Gas Heat	HVAC	Duct Sealing	Residential Home Audit & Retrofit	2015	0.025%	2019	0.150000%	2034	0.150000%
52	WS	Residential	SingleFamily&Duplex	AC/Gas Heat	Shell	Energy Star Windows	*N/A	*N/A	*N/A	*N/A	*N/A	*N/A	*N/A
53	WS	Residential	SingleFamily&Duplex	Gas Heat (No AC)	Shell	Energy Star Windows	*N/A	*N/A	*N/A	*N/A	*N/A	*N/A	*N/A
54	WS	Residential	SingleFamily&Duplex	AC/Electric Resistance Heat	Shell	Energy Star Windows	*N/A	*N/A	*N/A	*N/A	*N/A	*N/A	*N/A
55	WS	Residential	SingleFamily&Duplex	Heat Pump	Shell	Energy Star Windows	*N/A	*N/A	*N/A	*N/A	*N/A	*N/A	*N/A
56	WS	Residential	SingleFamily&Duplex	AC/Gas Heat	Shell	Energy Star Windows	Residential Home Audit & Retrofit	2015	0.025%	2019	0.150000%	2034	0.150000%
57	WS	Residential	SingleFamily&Duplex	Gas Heat (No AC)	Shell	Energy Star Windows	*N/A	*N/A	*N/A	*N/A	*N/A	*N/A	*N/A
58	WS	Residential	SingleFamily&Duplex	AC/Electric Resistance Heat	Shell	Energy Star Windows	Residential Home Audit & Retrofit	2015	0.025%	2019	0.150000%	2034	0.150000%
59	WS	Residential	SingleFamily&Duplex	Heat Pump	Shell	Energy Star Windows	Residential Home Audit & Retrofit	2015	0.025%	2019	0.150000%	2034	0.150000%
60	WS	Residential	SingleFamily&Duplex	AC/Gas Heat	Shell	Floor Insulation	*N/A	*N/A	*N/A	*N/A	*N/A	*N/A	*N/A

*N/A: Measure did not pass measure level screening and therefore was not included in a program.

Residential Measures

MEASURE DESCRIPTION							PROGRAM	PARTICIPATION LOW CASE					
Measure ID	Weather Sensitive	Sector	Sub-Sector	Building Type	End Use	Measure Name	Program	First Year of Participation (So Year)	First Year Annual Participation Rate (So)	Year of Maximum Annual Participation (Smax Year)	Maximum Annual Participation Rate (Smax)	Final Year of Participation (Fo Year)	Final Year Annual Participation Rate (Fo)
61	WS	Residential	SingleFamily&Duplex	Gas Heat (No AC)	Shell	Floor Insulation	*N/A	*N/A	*N/A	*N/A	*N/A	*N/A	*N/A
62	WS	Residential	SingleFamily&Duplex	AC/Electric Resistance Heat	Shell	Floor Insulation	Residential Home Audit & Retrofit	2015	0.025%	2019	0.150000%	2034	0.150000%
63	WS	Residential	SingleFamily&Duplex	Heat Pump	Shell	Floor Insulation	*N/A	*N/A	*N/A	*N/A	*N/A	*N/A	*N/A
64	WS	Residential	SingleFamily&Duplex	AC/Gas Heat	Shell	Radiant Barriers	Residential Home Audit & Retrofit	2015	0.025%	2019	0.150000%	2034	0.150000%
65	WS	Residential	SingleFamily&Duplex	Gas Heat (No AC)	Shell	Radiant Barriers	*N/A	*N/A	*N/A	*N/A	*N/A	*N/A	*N/A
66	WS	Residential	SingleFamily&Duplex	AC/Electric Resistance Heat	Shell	Radiant Barriers	Residential Home Audit & Retrofit	2015	0.025%	2019	0.150000%	2034	0.150000%
67	WS	Residential	SingleFamily&Duplex	Heat Pump	Shell	Radiant Barriers	Residential Home Audit & Retrofit	2015	0.025%	2019	0.150000%	2034	0.150000%
68	WS	Residential	SingleFamily&Duplex	AC/Gas Heat	Shell	Wall Insulation	Residential Home Audit & Retrofit	2015	0.025%	2019	0.150000%	2034	0.150000%
69	WS	Residential	SingleFamily&Duplex	Gas Heat (No AC)	Shell	Wall Insulation	Residential Home Audit & Retrofit	2015	0.025%	2019	0.150000%	2034	0.150000%
70	WS	Residential	SingleFamily&Duplex	AC/Electric Resistance Heat	Shell	Wall Insulation	Residential Home Audit & Retrofit	2015	0.025%	2019	0.150000%	2034	0.150000%
71	WS	Residential	SingleFamily&Duplex	Heat Pump	Shell	Wall Insulation	Residential Home Audit & Retrofit	2015	0.025%	2019	0.150000%	2034	0.150000%
72	WS	Residential	SingleFamily&Duplex	Electric WH	Hot Water	Water Heater Jackets	Residential Home Audit & Retrofit	2015	0.025%	2019	0.150000%	2034	0.150000%
73	WS	Residential	SingleFamily&Duplex	Electric WH	Hot Water	Water Heater Pipe Insulation	Residential Home Audit & Retrofit	2015	0.025%	2019	0.150000%	2034	0.150000%
74	WS	Residential	SingleFamily&Duplex	AC/Gas Heat	Shell	Window Film	*N/A	*N/A	*N/A	*N/A	*N/A	*N/A	*N/A
75	WS	Residential	SingleFamily&Duplex	Gas Heat (No AC)	Shell	Window Film	*N/A	*N/A	*N/A	*N/A	*N/A	*N/A	*N/A
76	WS	Residential	SingleFamily&Duplex	AC/Electric Resistance Heat	Shell	Window Film	*N/A	*N/A	*N/A	*N/A	*N/A	*N/A	*N/A
77	WS	Residential	SingleFamily&Duplex	Heat Pump	Shell	Window Film	*N/A	*N/A	*N/A	*N/A	*N/A	*N/A	*N/A
78	NWS	Residential	SingleFamily&Duplex	All	Other	ENERGY STAR Variable Speed Drive Pool Pump	Pool Pump	2015	0.309%	2034	1.543321%	2034	1.543321%
79	NWS	Residential	SingleFamily&Duplex	All	HVAC	High Efficiency Bathroom Exhaust Fan	Residential Home Audit & Retrofit	2015	0.025%	2019	0.150000%	2034	0.150000%
80	WS	Residential	All	AC/Electric Resistance Heat	HVAC	Central AC Replacement	ENERGY STAR Air Conditioning	2016	7.510%	2034	21.698445%	2034	21.698445%
81	WS	Residential	All	AC/Electric Resistance Heat	HVAC	Central AC Replacement	ENERGY STAR Air Conditioning	2016	7.304%	2034	21.104577%	2034	21.104577%
82	WS	Residential	All	AC/Electric Resistance Heat	HVAC	Central AC Replacement	ENERGY STAR Air Conditioning	2016	6.902%	2034	19.944217%	2034	19.944217%
83	WS	Residential	All	AC/Electric Resistance Heat	HVAC	Central AC Replacement	ENERGY STAR Air Conditioning	2015	4.471%	2015	4.470669%	2015	4.470669%
84	WS	Residential	All	AC/Electric Resistance Heat	HVAC	Central AC Replacement	ENERGY STAR Air Conditioning	2015	4.357%	2015	4.356939%	2015	4.356939%
85	WS	Residential	All	AC/Electric Resistance Heat	HVAC	Central AC Replacement	ENERGY STAR Air Conditioning	2015	4.135%	2015	4.134859%	2015	4.134859%
86	WS	Residential	All	AC/Gas Heat	HVAC	Central AC Replacement	ENERGY STAR Air Conditioning	2016	8.805%	2034	25.440892%	2034	25.440892%
87	WS	Residential	All	AC/Gas Heat	HVAC	Central AC Replacement	ENERGY STAR Air Conditioning	2016	8.155%	2034	23.562661%	2034	23.562661%
88	WS	Residential	All	AC/Gas Heat	HVAC	Central AC Replacement	ENERGY STAR Air Conditioning	2016	7.465%	2034	21.570202%	2034	21.570202%
89	WS	Residential	All	AC/Gas Heat	HVAC	Central AC Replacement	ENERGY STAR Air Conditioning	2015	4.873%	2015	4.873451%	2015	4.873451%
90	WS	Residential	All	AC/Gas Heat	HVAC	Central AC Replacement	ENERGY STAR Air Conditioning	2015	4.673%	2015	4.672583%	2015	4.672583%
91	WS	Residential	All	AC/Gas Heat	HVAC	Central AC Replacement	ENERGY STAR Air Conditioning	2015	4.374%	2015	4.374356%	2015	4.374356%
92	WS	Residential	All	Heat Pump	HVAC	Heat Pump Replacement	ENERGY STAR Air Conditioning	2015	4.828%	2034	24.141302%	2034	24.141302%
93	WS	Residential	All	Heat Pump	HVAC	Heat Pump Replacement	ENERGY STAR Air Conditioning	2015	4.758%	2034	23.787530%	2034	23.787530%
94	WS	Residential	All	Heat Pump	HVAC	Heat Pump Replacement	ENERGY STAR Air Conditioning	2015	4.557%	2034	22.783470%	2034	22.783470%
95	WS	Residential	All	Heat Pump	HVAC	Heat Pump Replacement	*N/A	*N/A	*N/A	*N/A	*N/A	*N/A	*N/A
96	WS	Residential	All	Heat Pump	HVAC	Heat Pump Replacement	*N/A	*N/A	*N/A	*N/A	*N/A	*N/A	*N/A
97	WS	Residential	All	Heat Pump	HVAC	Heat Pump Replacement	*N/A	*N/A	*N/A	*N/A	*N/A	*N/A	*N/A
98	WS	Residential	All	AC	HVAC	Mini-Split AC	ENERGY STAR Air Conditioning	2016	9.069%	2034	26.205032%	2034	26.205032%
99	WS	Residential	All	AC	HVAC	Mini-Split AC	ENERGY STAR Air Conditioning	2016	8.002%	2034	23.120336%	2034	23.120336%
100	WS	Residential	All	Heat Pump	HVAC	Mini-Split Heat Pump	ENERGY STAR Air Conditioning	2015	6.006%	2034	30.028694%	2034	30.028694%
101	WS	Residential	All	Heat Pump	HVAC	Mini-Split Heat Pump	ENERGY STAR Air Conditioning	2015	5.602%	2034	28.007641%	2034	28.007641%
102	WS	Residential	All	AC	HVAC	Mini-Split AC	ENERGY STAR Air Conditioning	2015	4.956%	2015	4.955518%	2015	4.955518%
103	WS	Residential	All	AC	HVAC	Mini-Split AC	ENERGY STAR Air Conditioning	2015	4.469%	2015	4.469477%	2015	4.469477%
104	WS	Residential	All	Heat Pump	HVAC	Mini-Split Heat Pump	*N/A	*N/A	*N/A	*N/A	*N/A	*N/A	*N/A
105	WS	Residential	All	Heat Pump	HVAC	Mini-Split Heat Pump	*N/A	*N/A	*N/A	*N/A	*N/A	*N/A	*N/A
106	WS	Residential	SingleFamily&Duplex	Heat Pump	HVAC	Ground Source Heatpump	*N/A	*N/A	*N/A	*N/A	*N/A	*N/A	*N/A
107	WS	Residential	SingleFamily&Duplex	Heat Pump	HVAC	Ground Source Heatpump	ENERGY STAR Air Conditioning	2015	5.122%	2034	25.609691%	2034	25.609691%
108	WS	Residential	All	AC	HVAC	Central AC Tune-up	ENERGY STAR Air Conditioning	2015	5.295%	2034	26.475954%	2034	26.475954%
109	WS	Residential	All	Heat Pump	HVAC	Heat Pump Tune-up	ENERGY STAR Air Conditioning	2015	5.907%	2034	29.536096%	2034	29.536096%
110	NWS	Residential	All	All	Appliances	Refrigerator/Freezer Recycling	Appliance Recycling	2015	1.600%	2017	4.800000%	2034	2.400000%
111	NWS	Residential	All	Gas Heat (No AC)	HVAC	Room Air Conditioner Recycling	Appliance Recycling	2015	1.600%	2017	4.800000%	2034	2.400000%
112	NWS	Residential	Multifamily	All	Other	Home Energy Audit	Multifamily	2015	15.000%	2017	33.000000%	2034	2.000000%
113	NWS	Residential	Multifamily	All	Lighting	Residential Lighting Efficiency	Multifamily	2015	13.500%	2017	26.400000%	2034	1.600000%
114	NWS	Residential	Multifamily	Electric WH	Hot Water	Faucet Aerators	Multifamily	2015	13.500%	2017	26.400000%	2034	1.600000%
115	NWS	Residential	Multifamily	Electric WH	Hot Water	Low Flow Showerheads	Multifamily	2015	13.500%	2017	26.400000%	2034	1.600000%
116	NWS	Residential	Multifamily	Common Area	Lighting	Hallway Lighting Efficiency	*N/A	*N/A	*N/A	*N/A	*N/A	*N/A	*N/A
117	NWS	Residential	Multifamily	Common Area	Lighting	Exterior Lighting Efficiency	Multifamily	2015	13.500%	2017	26.400000%	2034	1.600000%
118	WS	Residential	SingleFamily&Duplex	All	Lighting	New home - lighting	Efficient New Homes	2015	1.375%	2018	6.600000%	2020	6.600000%
119	WS	Residential	SingleFamily&Duplex	All	Other	New home - nonlighting	Efficient New Homes	2015	1.375%	2015	1.375000%	2015	1.375000%
120	WS	Residential	SingleFamily&Duplex	All	Other	New home - nonlighting	Efficient New Homes	2016	2.750%	2018	6.600000%	2034	6.600000%

*N/A: Measure did not pass measure level screening and therefore was not included in a program.

MEASURE DESCRIPTION							PROGRAM	PARTICIPATION LOW CASE					
Measure ID	Weather Sensitive	Sector	Sub-Sector	Building Type	End Use	Measure Name	Program	First Year of Participation (So Year)	First Year Annual Participation Rate (So)	Year of Maximum Annual Participation (Smax Year)	Maximum Annual Participation Rate (Smax)	Final Year of Participation (Fo Year)	Final Year Annual Participation Rate (Fo)
121	WS	Residential	SingleFamily&Duplex	All	Other	New home - furnace	Efficient New Homes	2015	1.375%	2018	6.600000%	2034	6.600000%
122	WS	Residential	All	All	Other	Benchmarking	Home Energy Use Benchmarking	2015	2.500%	2015	2.500000%	2034	2.500000%
123	WS	Residential	All	AC	Other	Direct Load Control Switch	Direct Load Control	2015	1.000%	2017	3.000000%	2034	3.000000%
124	WS	Residential	All	Heat Pump	Other	Direct Load Control Switch	Direct Load Control	2015	1.000%	2017	3.000000%	2034	3.000000%
125	WS	Residential	All	AC	Other	Direct Load Control Thermostat	*N/A	*N/A	*N/A	*N/A	*N/A	*N/A	*N/A
126	WS	Residential	All	Heat Pump	Other	Direct Load Control Thermostat	*N/A	*N/A	*N/A	*N/A	*N/A	*N/A	*N/A
127	WS	Residential	All	AC	Other	Non-Enabled Dynamic Pricing (Res)	Dynamic Pricing	2015	0.250%	2018	1.000000%	2034	1.000000%
128	WS	Residential	All	All	Other	Low-Income Weatherization Package	Low-Income Weatherization	2015	0.200%	2015	0.200000%	2034	0.200000%

*N/A: Measure did not pass measure level screening and therefore was not included in a program.

Residential Measures

MEASURE DESCRIPTION							PROGRAM	PARTICIPATION HIGH CASE					
Measure ID	Weather Sensitive	Sector	Sub-Sector	Building Type	End Use	Measure Name	Program	First Year of Participation (So Year)	First Year Annual Participation Rate (So)	Year of Maximum Annual Participation (Smax Year)	Maximum Annual Participation Rate (Smax)	Final Year of Participation (Fo Year)	Final Year Annual Participation Rate (Fo)
1	NWS	Residential	All	All	Lighting	Residential Lighting Efficiency	Residential Lighting & Appliances	2015	75.00%	2015	75.00%	2020	12.61%
2	NWS	Residential	All	All	Lighting	Residential Lighting Efficiency	*N/A	*N/A	*N/A	*N/A	*N/A	*N/A	*N/A
3	NWS	Residential	All	All	Lighting	Residential Lighting Efficiency	Residential Lighting & Appliances	2015	18.82%	2020	28.13%	2020	28.13%
4	NWS	Residential	All	All	Lighting	Residential Lighting Efficiency	Residential Lighting & Appliances	2015	8.50%	2018	43.62%	2034	1.00%
5	NWS	Residential	All	All	Consumer Electronics	Consumer Electronics	Residential Lighting & Appliances	2015	5.00%	2034	20.00%	2034	20.00%
6	NWS	Residential	All	Gas WH	Appliances	ENERGYSTAR Clothes Washer and Dryer	*N/A	*N/A	*N/A	*N/A	*N/A	*N/A	*N/A
7	NWS	Residential	All	Electric WH	Appliances	ENERGYSTAR Clothes Washer and Dryer	*N/A	*N/A	*N/A	*N/A	*N/A	*N/A	*N/A
8	NWS	Residential	All	Electric WH	Appliances	ENERGYSTAR Clothes Washer and Dryer	*N/A	*N/A	*N/A	*N/A	*N/A	*N/A	*N/A
9	NWS	Residential	All	Gas WH	Appliances	ENERGYSTAR Clothes Washer and Dryer	*N/A	*N/A	*N/A	*N/A	*N/A	*N/A	*N/A
10	NWS	Residential	All	Electric WH	Appliances	ENERGYSTAR Dishwasher	*N/A	*N/A	*N/A	*N/A	*N/A	*N/A	*N/A
11	NWS	Residential	All	Gas WH	Appliances	ENERGYSTAR Dishwasher	*N/A	*N/A	*N/A	*N/A	*N/A	*N/A	*N/A
12	NWS	Residential	All	All	Appliances	HE Refrigerator	*N/A	*N/A	*N/A	*N/A	*N/A	*N/A	*N/A
13	WS	Residential	All	Gas Heat (No AC)	HVAC	Room Air Conditioner	*N/A	*N/A	*N/A	*N/A	*N/A	*N/A	*N/A
14	WS	Residential	All	Gas Heat (No AC)	HVAC	Room Air Conditioner	Residential Lighting & Appliances	2015	6.25%	2034	25.00%	2034	25.00%
15	NWS	Residential	All	All	Appliances	Advanced Power Strips	Residential Lighting & Appliances	2015	5.00%	2034	20.00%	2034	20.00%
16	NWS	Residential	All	All	Appliances	ENERGY STAR Dehumidifier	Residential Lighting & Appliances	2015	2.50%	2034	10.00%	2034	10.00%
17	NWS	Residential	All	Electric WH	Hot Water	Water Heater Replacement	Water Heating	2015	3.33%	2034	10.00%	2034	10.00%
18	NWS	Residential	All	Electric WH	Hot Water	Water Heater Replacement	Water Heating	2015	3.33%	2034	10.00%	2034	10.00%
19	NWS	Residential	All	Electric WH	Hot Water	Water Heater Replacement	Water Heating	2015	3.33%	2034	10.00%	2034	10.00%
20	NWS	Residential	All	Electric WH	Hot Water	Water Heater Replacements	*N/A	*N/A	*N/A	*N/A	*N/A	*N/A	*N/A
21	NWS	Residential	SingleFamily&Duplex	All	Other	Home Energy Audit	Residential Home Audit & Retrofit	2015	0.25%	2018	2.00%	2034	2.00%
22	NWS	Residential	SingleFamily&Duplex	All	Lighting	Residential Lighting Efficiency	Residential Home Audit & Retrofit	2015	0.19%	2018	1.50%	2034	1.50%
23	NWS	Residential	SingleFamily&Duplex	Electric WH	Hot Water	Faucet Aerators	Residential Home Audit & Retrofit	2015	0.19%	2018	1.50%	2034	1.50%
24	NWS	Residential	SingleFamily&Duplex	Electric WH	Hot Water	Low Flow Showerheads	Residential Home Audit & Retrofit	2015	0.19%	2018	1.50%	2034	1.50%
25	WS	Residential	SingleFamily&Duplex	AC/Gas Heat	Shell	Air Infiltration	Residential Home Audit & Retrofit	2015	0.10%	2018	0.80%	2034	0.80%
26	WS	Residential	SingleFamily&Duplex	Gas Heat (No AC)	Shell	Air Infiltration	Residential Home Audit & Retrofit	2015	0.10%	2018	0.80%	2034	0.80%
27	WS	Residential	SingleFamily&Duplex	AC/Electric Resistance Heat	Shell	Air Infiltration	Residential Home Audit & Retrofit	2015	0.10%	2018	0.80%	2034	0.80%
28	WS	Residential	SingleFamily&Duplex	Heat Pump	Shell	Air Infiltration	Residential Home Audit & Retrofit	2015	0.10%	2018	0.80%	2034	0.80%
29	WS	Residential	SingleFamily&Duplex	AC/Gas Heat	Shell	Attic Knee Wall Insulation	Residential Home Audit & Retrofit	2015	0.10%	2018	0.80%	2034	0.80%
30	WS	Residential	SingleFamily&Duplex	Gas Heat (No AC)	Shell	Attic Knee Wall Insulation	*N/A	*N/A	*N/A	*N/A	*N/A	*N/A	*N/A
31	WS	Residential	SingleFamily&Duplex	AC/Electric Resistance Heat	Shell	Attic Knee Wall Insulation	Residential Home Audit & Retrofit	2015	0.10%	2018	0.80%	2034	0.80%
32	WS	Residential	SingleFamily&Duplex	Heat Pump	Shell	Attic Knee Wall Insulation	Residential Home Audit & Retrofit	2015	0.10%	2018	0.80%	2034	0.80%
33	WS	Residential	SingleFamily&Duplex	AC/Gas Heat	Shell	Ceiling Insulation	Residential Home Audit & Retrofit	2015	0.10%	2018	0.80%	2034	0.80%
34	WS	Residential	SingleFamily&Duplex	AC/Gas Heat	Shell	Ceiling Insulation	Residential Home Audit & Retrofit	2015	0.10%	2018	0.80%	2034	0.80%
35	WS	Residential	SingleFamily&Duplex	AC/Gas Heat	Shell	Ceiling Insulation	Residential Home Audit & Retrofit	2015	0.10%	2018	0.80%	2034	0.80%
36	WS	Residential	SingleFamily&Duplex	AC/Gas Heat	Shell	Ceiling Insulation	Residential Home Audit & Retrofit	2015	0.10%	2018	0.80%	2034	0.80%
37	WS	Residential	SingleFamily&Duplex	Gas Heat (No AC)	Shell	Ceiling Insulation	*N/A	*N/A	*N/A	*N/A	*N/A	*N/A	*N/A
38	WS	Residential	SingleFamily&Duplex	Gas Heat (No AC)	Shell	Ceiling Insulation	*N/A	*N/A	*N/A	*N/A	*N/A	*N/A	*N/A
39	WS	Residential	SingleFamily&Duplex	Gas Heat (No AC)	Shell	Ceiling Insulation	*N/A	*N/A	*N/A	*N/A	*N/A	*N/A	*N/A
40	WS	Residential	SingleFamily&Duplex	Gas Heat (No AC)	Shell	Ceiling Insulation	*N/A	*N/A	*N/A	*N/A	*N/A	*N/A	*N/A
41	WS	Residential	SingleFamily&Duplex	AC/Electric Resistance Heat	Shell	Ceiling Insulation	Residential Home Audit & Retrofit	2015	0.10%	2018	0.80%	2034	0.80%
42	WS	Residential	SingleFamily&Duplex	AC/Electric Resistance Heat	Shell	Ceiling Insulation	Residential Home Audit & Retrofit	2015	0.10%	2018	0.80%	2034	0.80%
43	WS	Residential	SingleFamily&Duplex	AC/Electric Resistance Heat	Shell	Ceiling Insulation	Residential Home Audit & Retrofit	2015	0.10%	2018	0.80%	2034	0.80%
44	WS	Residential	SingleFamily&Duplex	AC/Electric Resistance Heat	Shell	Ceiling Insulation	Residential Home Audit & Retrofit	2015	0.10%	2018	0.80%	2034	0.80%
45	WS	Residential	SingleFamily&Duplex	Heat Pump	Shell	Ceiling Insulation	Residential Home Audit & Retrofit	2015	0.10%	2018	0.80%	2034	0.80%
46	WS	Residential	SingleFamily&Duplex	Heat Pump	Shell	Ceiling Insulation	Residential Home Audit & Retrofit	2015	0.10%	2018	0.80%	2034	0.80%
47	WS	Residential	SingleFamily&Duplex	Heat Pump	Shell	Ceiling Insulation	Residential Home Audit & Retrofit	2015	0.10%	2018	0.80%	2034	0.80%
48	WS	Residential	SingleFamily&Duplex	Heat Pump	Shell	Ceiling Insulation	Residential Home Audit & Retrofit	2015	0.10%	2018	0.80%	2034	0.80%
49	WS	Residential	SingleFamily&Duplex	AC/Electric Resistance Heat	HVAC	Duct Sealing	Residential Home Audit & Retrofit	2015	0.10%	2018	0.80%	2034	0.80%
50	WS	Residential	SingleFamily&Duplex	Heat Pump	HVAC	Duct Sealing	Residential Home Audit & Retrofit	2015	0.10%	2018	0.80%	2034	0.80%
51	WS	Residential	SingleFamily&Duplex	AC/Gas Heat	HVAC	Duct Sealing	Residential Home Audit & Retrofit	2015	0.10%	2018	0.80%	2034	0.80%
52	WS	Residential	SingleFamily&Duplex	AC/Gas Heat	Shell	Energy Star Windows	*N/A	*N/A	*N/A	*N/A	*N/A	*N/A	*N/A
53	WS	Residential	SingleFamily&Duplex	Gas Heat (No AC)	Shell	Energy Star Windows	*N/A	*N/A	*N/A	*N/A	*N/A	*N/A	*N/A
54	WS	Residential	SingleFamily&Duplex	AC/Electric Resistance Heat	Shell	Energy Star Windows	*N/A	*N/A	*N/A	*N/A	*N/A	*N/A	*N/A
55	WS	Residential	SingleFamily&Duplex	Heat Pump	Shell	Energy Star Windows	*N/A	*N/A	*N/A	*N/A	*N/A	*N/A	*N/A
56	WS	Residential	SingleFamily&Duplex	AC/Gas Heat	Shell	Energy Star Windows	Residential Home Audit & Retrofit	2015	0.10%	2018	0.80%	2034	0.80%
57	WS	Residential	SingleFamily&Duplex	Gas Heat (No AC)	Shell	Energy Star Windows	*N/A	*N/A	*N/A	*N/A	*N/A	*N/A	*N/A
58	WS	Residential	SingleFamily&Duplex	AC/Electric Resistance Heat	Shell	Energy Star Windows	Residential Home Audit & Retrofit	2015	0.10%	2018	0.80%	2034	0.80%
59	WS	Residential	SingleFamily&Duplex	Heat Pump	Shell	Energy Star Windows	Residential Home Audit & Retrofit	2015	0.10%	2018	0.80%	2034	0.80%
60	WS	Residential	SingleFamily&Duplex	AC/Gas Heat	Shell	Floor Insulation	*N/A	*N/A	*N/A	*N/A	*N/A	*N/A	*N/A

*N/A: Measure did not pass measure level screening and therefore was not included in a program.

MEASURE DESCRIPTION							PROGRAM	PARTICIPATION HIGH CASE					
Measure ID	Weather Sensitive	Sector	Sub-Sector	Building Type	End Use	Measure Name	Program	First Year of Participation (So Year)	First Year Annual Participation Rate (So)	Year of Maximum Annual Participation (Smax Year)	Maximum Annual Participation Rate (Smax)	Final Year of Participation (Fo Year)	Final Year Annual Participation Rate (Fo)
61	WS	Residential	SingleFamily&Duplex	Gas Heat (No AC)	Shell	Floor Insulation	*N/A	*N/A	*N/A	*N/A	*N/A	*N/A	*N/A
62	WS	Residential	SingleFamily&Duplex	AC/Electric Resistance Heat	Shell	Floor Insulation	Residential Home Audit & Retrofit	2015	0.10%	2018	0.80%	2034	0.80%
63	WS	Residential	SingleFamily&Duplex	Heat Pump	Shell	Floor Insulation	*N/A	*N/A	*N/A	*N/A	*N/A	*N/A	*N/A
64	WS	Residential	SingleFamily&Duplex	AC/Gas Heat	Shell	Radiant Barriers	Residential Home Audit & Retrofit	2015	0.10%	2018	0.80%	2034	0.80%
65	WS	Residential	SingleFamily&Duplex	Gas Heat (No AC)	Shell	Radiant Barriers	*N/A	*N/A	*N/A	*N/A	*N/A	*N/A	*N/A
66	WS	Residential	SingleFamily&Duplex	AC/Electric Resistance Heat	Shell	Radiant Barriers	Residential Home Audit & Retrofit	2015	0.10%	2018	0.80%	2034	0.80%
67	WS	Residential	SingleFamily&Duplex	Heat Pump	Shell	Radiant Barriers	Residential Home Audit & Retrofit	2015	0.10%	2018	0.80%	2034	0.80%
68	WS	Residential	SingleFamily&Duplex	AC/Gas Heat	Shell	Wall Insulation	Residential Home Audit & Retrofit	2015	0.10%	2018	0.80%	2034	0.80%
69	WS	Residential	SingleFamily&Duplex	Gas Heat (No AC)	Shell	Wall Insulation	Residential Home Audit & Retrofit	2015	0.10%	2018	0.80%	2034	0.80%
70	WS	Residential	SingleFamily&Duplex	AC/Electric Resistance Heat	Shell	Wall Insulation	Residential Home Audit & Retrofit	2015	0.10%	2018	0.80%	2034	0.80%
71	WS	Residential	SingleFamily&Duplex	Heat Pump	Shell	Wall Insulation	Residential Home Audit & Retrofit	2015	0.10%	2018	0.80%	2034	0.80%
72	WS	Residential	SingleFamily&Duplex	Electric WH	Hot Water	Water Heater Jackets	Residential Home Audit & Retrofit	2015	0.10%	2018	0.80%	2034	0.80%
73	WS	Residential	SingleFamily&Duplex	Electric WH	Hot Water	Water Heater Pipe Insulation	Residential Home Audit & Retrofit	2015	0.10%	2018	0.80%	2034	0.80%
74	WS	Residential	SingleFamily&Duplex	AC/Gas Heat	Shell	Window Film	*N/A	*N/A	*N/A	*N/A	*N/A	*N/A	*N/A
75	WS	Residential	SingleFamily&Duplex	Gas Heat (No AC)	Shell	Window Film	*N/A	*N/A	*N/A	*N/A	*N/A	*N/A	*N/A
76	WS	Residential	SingleFamily&Duplex	AC/Electric Resistance Heat	Shell	Window Film	*N/A	*N/A	*N/A	*N/A	*N/A	*N/A	*N/A
77	WS	Residential	SingleFamily&Duplex	Heat Pump	Shell	Window Film	*N/A	*N/A	*N/A	*N/A	*N/A	*N/A	*N/A
78	NWS	Residential	SingleFamily&Duplex	All	Other	ENERGY STAR Variable Speed Drive Pool Pump	Pool Pump	2015	1.21%	2034	3.64%	2034	3.64%
79	NWS	Residential	SingleFamily&Duplex	All	HVAC	High Efficiency Bathroom Exhaust Fan	Residential Home Audit & Retrofit	2015	0.10%	2018	0.80%	2034	0.80%
80	WS	Residential	All	AC/Electric Resistance Heat	HVAC	Central AC Replacement	ENERGY STAR Air Conditioning	2016	15.96%	2034	27.71%	2034	27.71%
81	WS	Residential	All	AC/Electric Resistance Heat	HVAC	Central AC Replacement	ENERGY STAR Air Conditioning	2016	15.78%	2034	27.39%	2034	27.39%
82	WS	Residential	All	AC/Electric Resistance Heat	HVAC	Central AC Replacement	ENERGY STAR Air Conditioning	2016	15.42%	2034	26.76%	2034	26.76%
83	WS	Residential	All	AC/Electric Resistance Heat	HVAC	Central AC Replacement	ENERGY STAR Air Conditioning	2015	9.35%	2015	9.35%	2015	9.35%
84	WS	Residential	All	AC/Electric Resistance Heat	HVAC	Central AC Replacement	ENERGY STAR Air Conditioning	2015	9.25%	2015	9.25%	2015	9.25%
85	WS	Residential	All	AC/Electric Resistance Heat	HVAC	Central AC Replacement	ENERGY STAR Air Conditioning	2015	9.05%	2015	9.05%	2015	9.05%
86	WS	Residential	All	AC/Gas Heat	HVAC	Central AC Replacement	ENERGY STAR Air Conditioning	2016	17.05%	2034	29.59%	2034	29.59%
87	WS	Residential	All	AC/Gas Heat	HVAC	Central AC Replacement	ENERGY STAR Air Conditioning	2016	16.52%	2034	28.67%	2034	28.67%
88	WS	Residential	All	AC/Gas Heat	HVAC	Central AC Replacement	ENERGY STAR Air Conditioning	2016	15.93%	2034	27.64%	2034	27.64%
89	WS	Residential	All	AC/Gas Heat	HVAC	Central AC Replacement	ENERGY STAR Air Conditioning	2015	9.69%	2015	9.69%	2015	9.69%
90	WS	Residential	All	AC/Gas Heat	HVAC	Central AC Replacement	ENERGY STAR Air Conditioning	2015	9.52%	2015	9.52%	2015	9.52%
91	WS	Residential	All	AC/Gas Heat	HVAC	Central AC Replacement	ENERGY STAR Air Conditioning	2015	9.27%	2015	9.27%	2015	9.27%
92	WS	Residential	All	Heat Pump	HVAC	Heat Pump Replacement	ENERGY STAR Air Conditioning	2015	9.65%	2034	28.96%	2034	28.96%
93	WS	Residential	All	Heat Pump	HVAC	Heat Pump Replacement	ENERGY STAR Air Conditioning	2015	9.59%	2034	28.78%	2034	28.78%
94	WS	Residential	All	Heat Pump	HVAC	Heat Pump Replacement	ENERGY STAR Air Conditioning	2015	9.42%	2034	28.27%	2034	28.27%
95	WS	Residential	All	Heat Pump	HVAC	Heat Pump Replacement	*N/A	*N/A	*N/A	*N/A	*N/A	*N/A	*N/A
96	WS	Residential	All	Heat Pump	HVAC	Heat Pump Replacement	*N/A	*N/A	*N/A	*N/A	*N/A	*N/A	*N/A
97	WS	Residential	All	Heat Pump	HVAC	Heat Pump Replacement	*N/A	*N/A	*N/A	*N/A	*N/A	*N/A	*N/A
98	WS	Residential	All	AC	HVAC	Mini-Split AC	ENERGY STAR Air Conditioning	2016	17.26%	2034	29.95%	2034	29.95%
99	WS	Residential	All	AC	HVAC	Mini-Split AC	ENERGY STAR Air Conditioning	2016	16.39%	2034	28.45%	2034	28.45%
100	WS	Residential	All	Heat Pump	HVAC	Mini-Split Heat Pump	ENERGY STAR Air Conditioning	2015	10.56%	2034	31.68%	2034	31.68%
101	WS	Residential	All	Heat Pump	HVAC	Mini-Split Heat Pump	ENERGY STAR Air Conditioning	2015	10.26%	2034	30.79%	2034	30.79%
102	WS	Residential	All	AC	HVAC	Mini-Split AC	ENERGY STAR Air Conditioning	2015	9.76%	2015	9.76%	2015	9.76%
103	WS	Residential	All	AC	HVAC	Mini-Split AC	ENERGY STAR Air Conditioning	2015	9.35%	2015	9.35%	2015	9.35%
104	WS	Residential	All	Heat Pump	HVAC	Mini-Split Heat Pump	*N/A	*N/A	*N/A	*N/A	*N/A	*N/A	*N/A
105	WS	Residential	All	Heat Pump	HVAC	Mini-Split Heat Pump	*N/A	*N/A	*N/A	*N/A	*N/A	*N/A	*N/A
106	WS	Residential	SingleFamily&Duplex	Heat Pump	HVAC	Ground Source Heatpump	*N/A	*N/A	*N/A	*N/A	*N/A	*N/A	*N/A
107	WS	Residential	SingleFamily&Duplex	Heat Pump	HVAC	Ground Source Heatpump	ENERGY STAR Air Conditioning	2015	9.89%	2034	29.67%	2034	29.67%
108	WS	Residential	All	AC	HVAC	Central AC Tune-up	ENERGY STAR Air Conditioning	2015	10.03%	2034	30.08%	2034	30.08%
109	WS	Residential	All	Heat Pump	HVAC	Heat Pump Tune-up	ENERGY STAR Air Conditioning	2015	10.49%	2034	31.47%	2034	31.47%
110	NWS	Residential	All	All	Appliances	Refrigerator/Freezer Recycling	Appliance Recycling	2015	2.40%	2017	7.20%	2034	3.60%
111	NWS	Residential	All	Gas Heat (No AC)	HVAC	Room Air Conditioner Recycling	Appliance Recycling	2015	2.40%	2017	7.20%	2034	3.60%
112	NWS	Residential	Multifamily	All	Other	Home Energy Audit	Multifamily	2015	25.00%	2016	50.00%	2034	2.00%
113	NWS	Residential	Multifamily	All	Lighting	Residential Lighting Efficiency	Multifamily	2015	22.50%	2016	40.00%	2034	1.60%
114	NWS	Residential	Multifamily	Electric WH	Hot Water	Faucet Aerators	Multifamily	2015	22.50%	2016	40.00%	2034	1.60%
115	NWS	Residential	Multifamily	Electric WH	Hot Water	Low Flow Showerheads	Multifamily	2015	22.50%	2016	40.00%	2034	1.60%
116	NWS	Residential	Multifamily	Common Area	Lighting	Hallway Lighting Efficiency	*N/A	*N/A	*N/A	*N/A	*N/A	*N/A	*N/A
117	NWS	Residential	Multifamily	Common Area	Lighting	Exterior Lighting Efficiency	Multifamily	2015	22.50%	2016	40.00%	2034	1.60%
118	WS	Residential	SingleFamily&Duplex	All	Lighting	New home - lighting	Efficient New Homes	2015	3.03%	2017	14.52%	2020	14.52%
119	WS	Residential	SingleFamily&Duplex	All	Other	New home - nonlighting	Efficient New Homes	2015	3.03%	2015	3.03%	2015	3.03%
120	WS	Residential	SingleFamily&Duplex	All	Other	New home - nonlighting	Efficient New Homes	2016	6.05%	2017	14.52%	2034	14.52%

*N/A: Measure did not pass measure level screening and therefore was not included in a program.

MEASURE DESCRIPTION							PROGRAM	PARTICIPATION HIGH CASE					
Measure ID	Weather Sensitive	Sector	Sub-Sector	Building Type	End Use	Measure Name	Program	First Year of Participation (So Year)	First Year Annual Participation Rate (So)	Year of Maximum Annual Participation (Smax Year)	Maximum Annual Participation Rate (Smax)	Final Year of Participation (Fo Year)	Final Year Annual Participation Rate (Fo)
121	WS	Residential	SingleFamily&Duplex	All	Other	New home - furnace	Efficient New Homes	2015	3.03%	2017	14.52%	2034	14.52%
122	WS	Residential	All	All	Other	Benchmarking	Home Energy Use Benchmarking	2015	5.00%	2016	10.00%	2034	10.00%
123	WS	Residential	All	AC	Other	Direct Load Control Switch	Direct Load Control	2015	2.00%	2017	6.00%	2034	6.00%
124	WS	Residential	All	Heat Pump	Other	Direct Load Control Switch	Direct Load Control	2015	2.00%	2017	6.00%	2034	6.00%
125	WS	Residential	All	AC	Other	Direct Load Control Thermostat	*N/A	*N/A	*N/A	*N/A	*N/A	*N/A	*N/A
126	WS	Residential	All	Heat Pump	Other	Direct Load Control Thermostat	*N/A	*N/A	*N/A	*N/A	*N/A	*N/A	*N/A
127	WS	Residential	All	AC	Other	Non-Enabled Dynamic Pricing (Res)	Dynamic Pricing	2015	0.50%	2018	2.00%	2034	2.00%
128	WS	Residential	All	All	Other	Low-Income Weatherization Package	Low-Income Weatherization	2015	0.20%	2015	0.20%	2034	0.20%

*N/A: Measure did not pass measure level screening and therefore was not included in a program.

Residential Measures

MEASURE DESCRIPTION							PROGRAM	PARTICIPATION REFERENCE CASE					
Measure ID	Weather Sensitive	Sector	Sub-Sector	Building Type	End Use	Measure Name	Program	First Year of Participation (So Year)	First Year Annual Participation Rate (So)	Year of Maximum Annual Participation (Smax Year)	Maximum Annual Participation Rate (Smax)	Final Year of Participation (Fo Year)	Final Year Annual Participation Rate (Fo)
1	NWS	Residential	All	All	Lighting	Residential Lighting Efficiency	Residential Lighting & Appliances	2015	71.814%	2015	71.81%	2020	9.70%
2	NWS	Residential	All	All	Lighting	Residential Lighting Efficiency	*N/A	*N/A	*N/A	*N/A	*N/A	*N/A	*N/A
3	NWS	Residential	All	All	Lighting	Residential Lighting Efficiency	Residential Lighting & Appliances	2015	8.542%	2020	12.77%	2020	12.77%
4	NWS	Residential	All	All	Lighting	Residential Lighting Efficiency	Residential Lighting & Appliances	2015	3.638%	2020	30.02%	2034	1.00%
5	NWS	Residential	All	All	Consumer Electronics	Consumer Electronics	Residential Lighting & Appliances	2015	3.933%	2034	15.73%	2034	15.73%
6	NWS	Residential	All	Gas WH	Appliances	ENERGYSTAR Clothes Washer and Dryer	*N/A	*N/A	*N/A	*N/A	*N/A	*N/A	*N/A
7	NWS	Residential	All	Electric WH	Appliances	ENERGYSTAR Clothes Washer and Dryer	*N/A	*N/A	*N/A	*N/A	*N/A	*N/A	*N/A
8	NWS	Residential	All	Electric WH	Appliances	ENERGYSTAR Clothes Washer and Dryer	*N/A	*N/A	*N/A	*N/A	*N/A	*N/A	*N/A
9	NWS	Residential	All	Gas WH	Appliances	ENERGYSTAR Clothes Washer and Dryer	*N/A	*N/A	*N/A	*N/A	*N/A	*N/A	*N/A
10	NWS	Residential	All	Electric WH	Appliances	ENERGYSTAR Dishwasher	*N/A	*N/A	*N/A	*N/A	*N/A	*N/A	*N/A
11	NWS	Residential	All	Gas WH	Appliances	ENERGYSTAR Dishwasher	*N/A	*N/A	*N/A	*N/A	*N/A	*N/A	*N/A
12	NWS	Residential	All	All	Appliances	HE Refrigerator	*N/A	*N/A	*N/A	*N/A	*N/A	*N/A	*N/A
13	WS	Residential	All	Gas Heat (No AC)	HVAC	Room Air Conditioner	*N/A	*N/A	*N/A	*N/A	*N/A	*N/A	*N/A
14	WS	Residential	All	Gas Heat (No AC)	HVAC	Room Air Conditioner	Residential Lighting & Appliances	2015	0.083%	2034	0.33%	2034	0.33%
15	NWS	Residential	All	All	Appliances	Advanced Power Strips	Residential Lighting & Appliances	2015	3.933%	2034	15.73%	2034	15.73%
16	NWS	Residential	All	All	Appliances	ENERGY STAR Dehumidifier	Residential Lighting & Appliances	2015	1.774%	2034	7.10%	2034	7.10%
17	NWS	Residential	All	Electric WH	Hot Water	Water Heater Replacement	Water Heating	2015	1.757%	2034	7.03%	2034	7.03%
18	NWS	Residential	All	Electric WH	Hot Water	Water Heater Replacement	Water Heating	2015	1.762%	2034	7.05%	2034	7.05%
19	NWS	Residential	All	Electric WH	Hot Water	Water Heater Replacement	Water Heating	2015	1.896%	2034	7.58%	2034	7.58%
20	NWS	Residential	All	Electric WH	Hot Water	Water Heater Replacements	*N/A	*N/A	*N/A	*N/A	*N/A	*N/A	*N/A
21	NWS	Residential	SingleFamily&Duplex	All	Other	Home Energy Audit	Residential Home Audit & Retrofit	2015	0.250%	2018	1.25%	2034	1.25%
22	NWS	Residential	SingleFamily&Duplex	All	Lighting	Residential Lighting Efficiency	Residential Home Audit & Retrofit	2015	0.188%	2018	0.94%	2034	0.94%
23	NWS	Residential	SingleFamily&Duplex	Electric WH	Hot Water	Faucet Aerators	Residential Home Audit & Retrofit	2015	0.188%	2018	0.94%	2034	0.94%
24	NWS	Residential	SingleFamily&Duplex	Electric WH	Hot Water	Low Flow Showerheads	Residential Home Audit & Retrofit	2015	0.188%	2018	0.94%	2034	0.94%
25	WS	Residential	SingleFamily&Duplex	AC/Gas Heat	Shell	Air Infiltration	Residential Home Audit & Retrofit	2015	0.050%	2018	0.25%	2034	0.25%
26	WS	Residential	SingleFamily&Duplex	Gas Heat (No AC)	Shell	Air Infiltration	Residential Home Audit & Retrofit	2015	0.050%	2018	0.25%	2034	0.25%
27	WS	Residential	SingleFamily&Duplex	AC/Electric Resistance Heat	Shell	Air Infiltration	Residential Home Audit & Retrofit	2015	0.050%	2018	0.25%	2034	0.25%
28	WS	Residential	SingleFamily&Duplex	Heat Pump	Shell	Air Infiltration	Residential Home Audit & Retrofit	2015	0.050%	2018	0.25%	2034	0.25%
29	WS	Residential	SingleFamily&Duplex	AC/Gas Heat	Shell	Attic Knee Wall Insulation	Residential Home Audit & Retrofit	2015	0.050%	2018	0.25%	2034	0.25%
30	WS	Residential	SingleFamily&Duplex	Gas Heat (No AC)	Shell	Attic Knee Wall Insulation	*N/A	*N/A	*N/A	*N/A	*N/A	*N/A	*N/A
31	WS	Residential	SingleFamily&Duplex	AC/Electric Resistance Heat	Shell	Attic Knee Wall Insulation	Residential Home Audit & Retrofit	2015	0.050%	2018	0.25%	2034	0.25%
32	WS	Residential	SingleFamily&Duplex	Heat Pump	Shell	Attic Knee Wall Insulation	Residential Home Audit & Retrofit	2015	0.050%	2018	0.25%	2034	0.25%
33	WS	Residential	SingleFamily&Duplex	AC/Gas Heat	Shell	Ceiling Insulation	Residential Home Audit & Retrofit	2015	0.050%	2018	0.25%	2034	0.25%
34	WS	Residential	SingleFamily&Duplex	AC/Gas Heat	Shell	Ceiling Insulation	Residential Home Audit & Retrofit	2015	0.050%	2018	0.25%	2034	0.25%
35	WS	Residential	SingleFamily&Duplex	AC/Gas Heat	Shell	Ceiling Insulation	Residential Home Audit & Retrofit	2015	0.050%	2018	0.25%	2034	0.25%
36	WS	Residential	SingleFamily&Duplex	AC/Gas Heat	Shell	Ceiling Insulation	Residential Home Audit & Retrofit	2015	0.050%	2018	0.25%	2034	0.25%
37	WS	Residential	SingleFamily&Duplex	Gas Heat (No AC)	Shell	Ceiling Insulation	*N/A	*N/A	*N/A	*N/A	*N/A	*N/A	*N/A
38	WS	Residential	SingleFamily&Duplex	Gas Heat (No AC)	Shell	Ceiling Insulation	*N/A	*N/A	*N/A	*N/A	*N/A	*N/A	*N/A
39	WS	Residential	SingleFamily&Duplex	Gas Heat (No AC)	Shell	Ceiling Insulation	*N/A	*N/A	*N/A	*N/A	*N/A	*N/A	*N/A
40	WS	Residential	SingleFamily&Duplex	Gas Heat (No AC)	Shell	Ceiling Insulation	*N/A	*N/A	*N/A	*N/A	*N/A	*N/A	*N/A
41	WS	Residential	SingleFamily&Duplex	AC/Electric Resistance Heat	Shell	Ceiling Insulation	Residential Home Audit & Retrofit	2015	0.050%	2018	0.25%	2034	0.25%
42	WS	Residential	SingleFamily&Duplex	AC/Electric Resistance Heat	Shell	Ceiling Insulation	Residential Home Audit & Retrofit	2015	0.050%	2018	0.25%	2034	0.25%
43	WS	Residential	SingleFamily&Duplex	AC/Electric Resistance Heat	Shell	Ceiling Insulation	Residential Home Audit & Retrofit	2015	0.050%	2018	0.25%	2034	0.25%
44	WS	Residential	SingleFamily&Duplex	AC/Electric Resistance Heat	Shell	Ceiling Insulation	Residential Home Audit & Retrofit	2015	0.050%	2018	0.25%	2034	0.25%
45	WS	Residential	SingleFamily&Duplex	Heat Pump	Shell	Ceiling Insulation	Residential Home Audit & Retrofit	2015	0.050%	2018	0.25%	2034	0.25%
46	WS	Residential	SingleFamily&Duplex	Heat Pump	Shell	Ceiling Insulation	Residential Home Audit & Retrofit	2015	0.050%	2018	0.25%	2034	0.25%
47	WS	Residential	SingleFamily&Duplex	Heat Pump	Shell	Ceiling Insulation	Residential Home Audit & Retrofit	2015	0.050%	2018	0.25%	2034	0.25%
48	WS	Residential	SingleFamily&Duplex	Heat Pump	Shell	Ceiling Insulation	Residential Home Audit & Retrofit	2015	0.050%	2018	0.25%	2034	0.25%
49	WS	Residential	SingleFamily&Duplex	AC/Electric Resistance Heat	HVAC	Duct Sealing	Residential Home Audit & Retrofit	2015	0.050%	2018	0.25%	2034	0.25%
50	WS	Residential	SingleFamily&Duplex	Heat Pump	HVAC	Duct Sealing	Residential Home Audit & Retrofit	2015	0.050%	2018	0.25%	2034	0.25%
51	WS	Residential	SingleFamily&Duplex	AC/Gas Heat	HVAC	Duct Sealing	Residential Home Audit & Retrofit	2015	0.050%	2018	0.25%	2034	0.25%
52	WS	Residential	SingleFamily&Duplex	AC/Gas Heat	Shell	Energy Star Windows	*N/A	*N/A	*N/A	*N/A	*N/A	*N/A	*N/A
53	WS	Residential	SingleFamily&Duplex	Gas Heat (No AC)	Shell	Energy Star Windows	*N/A	*N/A	*N/A	*N/A	*N/A	*N/A	*N/A
54	WS	Residential	SingleFamily&Duplex	AC/Electric Resistance Heat	Shell	Energy Star Windows	*N/A	*N/A	*N/A	*N/A	*N/A	*N/A	*N/A
55	WS	Residential	SingleFamily&Duplex	Heat Pump	Shell	Energy Star Windows	*N/A	*N/A	*N/A	*N/A	*N/A	*N/A	*N/A
56	WS	Residential	SingleFamily&Duplex	AC/Gas Heat	Shell	Energy Star Windows	Residential Home Audit & Retrofit	2015	0.050%	2018	0.25%	2034	0.25%
57	WS	Residential	SingleFamily&Duplex	Gas Heat (No AC)	Shell	Energy Star Windows	*N/A	*N/A	*N/A	*N/A	*N/A	*N/A	*N/A
58	WS	Residential	SingleFamily&Duplex	AC/Electric Resistance Heat	Shell	Energy Star Windows	Residential Home Audit & Retrofit	2015	0.050%	2018	0.25%	2034	0.25%
59	WS	Residential	SingleFamily&Duplex	Heat Pump	Shell	Energy Star Windows	Residential Home Audit & Retrofit	2015	0.050%	2018	0.25%	2034	0.25%
60	WS	Residential	SingleFamily&Duplex	AC/Gas Heat	Shell	Floor Insulation	*N/A	*N/A	*N/A	*N/A	*N/A	*N/A	*N/A

*N/A: Measure did not pass measure level screening and therefore was not included in a program.

Residential Measures

MEASURE DESCRIPTION							PROGRAM	PARTICIPATION REFERENCE CASE					
Measure ID	Weather Sensitive	Sector	Sub-Sector	Building Type	End Use	Measure Name	Program	First Year of Participation (So Year)	First Year Annual Participation Rate (So)	Year of Maximum Annual Participation (Smax Year)	Maximum Annual Participation Rate (Smax)	Final Year of Participation (Fo Year)	Final Year Annual Participation Rate (Fo)
61	WS	Residential	SingleFamily&Duplex	Gas Heat (No AC)	Shell	Floor Insulation	*N/A	*N/A	*N/A	*N/A	*N/A	*N/A	*N/A
62	WS	Residential	SingleFamily&Duplex	AC/Electric Resistance Heat	Shell	Floor Insulation	Residential Home Audit & Retrofit	2015	0.050%	2018	0.25%	2034	0.25%
63	WS	Residential	SingleFamily&Duplex	Heat Pump	Shell	Floor Insulation	*N/A	*N/A	*N/A	*N/A	*N/A	*N/A	*N/A
64	WS	Residential	SingleFamily&Duplex	AC/Gas Heat	Shell	Radiant Barriers	Residential Home Audit & Retrofit	2015	0.050%	2018	0.25%	2034	0.25%
65	WS	Residential	SingleFamily&Duplex	Gas Heat (No AC)	Shell	Radiant Barriers	*N/A	*N/A	*N/A	*N/A	*N/A	*N/A	*N/A
66	WS	Residential	SingleFamily&Duplex	AC/Electric Resistance Heat	Shell	Radiant Barriers	Residential Home Audit & Retrofit	2015	0.050%	2018	0.25%	2034	0.25%
67	WS	Residential	SingleFamily&Duplex	Heat Pump	Shell	Radiant Barriers	Residential Home Audit & Retrofit	2015	0.050%	2018	0.25%	2034	0.25%
68	WS	Residential	SingleFamily&Duplex	AC/Gas Heat	Shell	Wall Insulation	Residential Home Audit & Retrofit	2015	0.050%	2018	0.25%	2034	0.25%
69	WS	Residential	SingleFamily&Duplex	Gas Heat (No AC)	Shell	Wall Insulation	Residential Home Audit & Retrofit	2015	0.050%	2018	0.25%	2034	0.25%
70	WS	Residential	SingleFamily&Duplex	AC/Electric Resistance Heat	Shell	Wall Insulation	Residential Home Audit & Retrofit	2015	0.050%	2018	0.25%	2034	0.25%
71	WS	Residential	SingleFamily&Duplex	Heat Pump	Shell	Wall Insulation	Residential Home Audit & Retrofit	2015	0.050%	2018	0.25%	2034	0.25%
72	WS	Residential	SingleFamily&Duplex	Electric WH	Hot Water	Water Heater Jackets	Residential Home Audit & Retrofit	2015	0.050%	2018	0.25%	2034	0.25%
73	WS	Residential	SingleFamily&Duplex	Electric WH	Hot Water	Water Heater Pipe Insulation	Residential Home Audit & Retrofit	2015	0.050%	2018	0.25%	2034	0.25%
74	WS	Residential	SingleFamily&Duplex	AC/Gas Heat	Shell	Window Film	*N/A	*N/A	*N/A	*N/A	*N/A	*N/A	*N/A
75	WS	Residential	SingleFamily&Duplex	Gas Heat (No AC)	Shell	Window Film	*N/A	*N/A	*N/A	*N/A	*N/A	*N/A	*N/A
76	WS	Residential	SingleFamily&Duplex	AC/Electric Resistance Heat	Shell	Window Film	*N/A	*N/A	*N/A	*N/A	*N/A	*N/A	*N/A
77	WS	Residential	SingleFamily&Duplex	Heat Pump	Shell	Window Film	*N/A	*N/A	*N/A	*N/A	*N/A	*N/A	*N/A
78	NWS	Residential	SingleFamily&Duplex	All	Other	ENERGY STAR Variable Speed Drive Pool Pump	Pool Pump	2015	0.911%	2034	3.64%	2034	3.64%
79	NWS	Residential	SingleFamily&Duplex	All	HVAC	High Efficiency Bathroom Exhaust Fan	Residential Home Audit & Retrofit	2015	0.050%	2018	0.25%	2034	0.25%
80	WS	Residential	All	AC/Electric Resistance Heat	HVAC	Central AC Replacement	ENERGY STAR Air Conditioning	2016	11.037%	2034	23.22%	2034	23.22%
81	WS	Residential	All	AC/Electric Resistance Heat	HVAC	Central AC Replacement	ENERGY STAR Air Conditioning	2016	10.783%	2034	22.68%	2034	22.68%
82	WS	Residential	All	AC/Electric Resistance Heat	HVAC	Central AC Replacement	ENERGY STAR Air Conditioning	2016	10.284%	2034	21.63%	2034	21.63%
83	WS	Residential	All	AC/Electric Resistance Heat	HVAC	Central AC Replacement	ENERGY STAR Air Conditioning	2015	5.951%	2015	5.95%	2015	5.95%
84	WS	Residential	All	AC/Electric Resistance Heat	HVAC	Central AC Replacement	ENERGY STAR Air Conditioning	2015	5.824%	2015	5.82%	2015	5.82%
85	WS	Residential	All	AC/Electric Resistance Heat	HVAC	Central AC Replacement	ENERGY STAR Air Conditioning	2015	5.574%	2015	5.57%	2015	5.57%
86	WS	Residential	All	AC/Gas Heat	HVAC	Central AC Replacement	ENERGY STAR Air Conditioning	2016	12.610%	2034	26.53%	2034	26.53%
87	WS	Residential	All	AC/Gas Heat	HVAC	Central AC Replacement	ENERGY STAR Air Conditioning	2016	11.825%	2034	24.88%	2034	24.88%
88	WS	Residential	All	AC/Gas Heat	HVAC	Central AC Replacement	ENERGY STAR Air Conditioning	2016	10.982%	2034	23.10%	2034	23.10%
89	WS	Residential	All	AC/Gas Heat	HVAC	Central AC Replacement	ENERGY STAR Air Conditioning	2015	6.396%	2015	6.40%	2015	6.40%
90	WS	Residential	All	AC/Gas Heat	HVAC	Central AC Replacement	ENERGY STAR Air Conditioning	2015	6.175%	2015	6.17%	2015	6.17%
91	WS	Residential	All	AC/Gas Heat	HVAC	Central AC Replacement	ENERGY STAR Air Conditioning	2015	5.843%	2015	5.84%	2015	5.84%
92	WS	Residential	All	Heat Pump	HVAC	Heat Pump Replacement	ENERGY STAR Air Conditioning	2015	6.347%	2034	25.39%	2034	25.39%
93	WS	Residential	All	Heat Pump	HVAC	Heat Pump Replacement	ENERGY STAR Air Conditioning	2015	6.269%	2034	25.07%	2034	25.07%
94	WS	Residential	All	Heat Pump	HVAC	Heat Pump Replacement	ENERGY STAR Air Conditioning	2015	6.046%	2034	24.19%	2034	24.19%
95	WS	Residential	All	Heat Pump	HVAC	Heat Pump Replacement	*N/A	*N/A	*N/A	*N/A	*N/A	*N/A	*N/A
96	WS	Residential	All	Heat Pump	HVAC	Heat Pump Replacement	*N/A	*N/A	*N/A	*N/A	*N/A	*N/A	*N/A
97	WS	Residential	All	Heat Pump	HVAC	Heat Pump Replacement	*N/A	*N/A	*N/A	*N/A	*N/A	*N/A	*N/A
98	WS	Residential	All	AC	HVAC	Mini-Split AC	ENERGY STAR Air Conditioning	2016	12.926%	2034	27.19%	2034	27.19%
99	WS	Residential	All	AC	HVAC	Mini-Split AC	ENERGY STAR Air Conditioning	2016	11.639%	2034	24.48%	2034	24.48%
100	WS	Residential	All	Heat Pump	HVAC	Mini-Split Heat Pump	ENERGY STAR Air Conditioning	2015	7.619%	2034	30.48%	2034	30.48%
101	WS	Residential	All	Heat Pump	HVAC	Mini-Split Heat Pump	ENERGY STAR Air Conditioning	2015	7.188%	2034	28.75%	2034	28.75%
102	WS	Residential	All	AC	HVAC	Mini-Split AC	ENERGY STAR Air Conditioning	2015	6.487%	2015	6.49%	2015	6.49%
103	WS	Residential	All	AC	HVAC	Mini-Split AC	ENERGY STAR Air Conditioning	2015	5.949%	2015	5.95%	2015	5.95%
104	WS	Residential	All	Heat Pump	HVAC	Mini-Split Heat Pump	*N/A	*N/A	*N/A	*N/A	*N/A	*N/A	*N/A
105	WS	Residential	All	Heat Pump	HVAC	Mini-Split Heat Pump	*N/A	*N/A	*N/A	*N/A	*N/A	*N/A	*N/A
106	WS	Residential	SingleFamily&Duplex	Heat Pump	HVAC	Ground Source Heatpump	*N/A	*N/A	*N/A	*N/A	*N/A	*N/A	*N/A
107	WS	Residential	SingleFamily&Duplex	Heat Pump	HVAC	Ground Source Heatpump	ENERGY STAR Air Conditioning	2015	6.668%	2034	26.67%	2034	26.67%
108	WS	Residential	All	AC	HVAC	Central AC Tune-up	ENERGY STAR Air Conditioning	2015	6.857%	2034	27.43%	2034	27.43%
109	WS	Residential	All	Heat Pump	HVAC	Heat Pump Tune-up	ENERGY STAR Air Conditioning	2015	7.515%	2034	30.06%	2034	30.06%
110	NWS	Residential	All	All	Appliances	Refrigerator/Freezer Recycling	Appliance Recycling	2015	2.000%	2017	6.00%	2034	3.00%
111	NWS	Residential	All	Gas Heat (No AC)	HVAC	Room Air Conditioner Recycling	Appliance Recycling	2015	2.000%	2017	6.00%	2034	3.00%
112	NWS	Residential	Multifamily	All	Other	Home Energy Audit	Multifamily	2015	25.000%	2016	50.00%	2034	2.00%
113	NWS	Residential	Multifamily	All	Lighting	Residential Lighting Efficiency	Multifamily	2015	22.500%	2016	40.00%	2034	1.60%
114	NWS	Residential	Multifamily	Electric WH	Hot Water	Faucet Aerators	Multifamily	2015	22.500%	2016	40.00%	2034	1.60%
115	NWS	Residential	Multifamily	Electric WH	Hot Water	Low Flow Showerheads	Multifamily	2015	22.500%	2016	40.00%	2034	1.60%
116	NWS	Residential	Multifamily	Common Area	Lighting	Hallway Lighting Efficiency	*N/A	*N/A	*N/A	*N/A	*N/A	*N/A	*N/A
117	NWS	Residential	Multifamily	Common Area	Lighting	Exterior Lighting Efficiency	Multifamily	2015	22.500%	2016	40.00%	2034	1.60%
118	WS	Residential	SingleFamily&Duplex	All	Lighting	New home - lighting	Efficient New Homes	2015	2.750%	2017	13.20%	2020	13.20%
119	WS	Residential	SingleFamily&Duplex	All	Other	New home - nonlighting	Efficient New Homes	2015	2.750%	2015	2.75%	2015	2.75%
120	WS	Residential	SingleFamily&Duplex	All	Other	New home - nonlighting	Efficient New Homes	2016	5.500%	2017	13.20%	2034	13.20%

*N/A: Measure did not pass measure level screening and therefore was not included in a program.

MEASURE DESCRIPTION							PROGRAM	PARTICIPATION REFERENCE CASE					
Measure ID	Weather Sensitive	Sector	Sub-Sector	Building Type	End Use	Measure Name	Program	First Year of Participation (So Year)	First Year Annual Participation Rate (So)	Year of Maximum Annual Participation (Smax Year)	Maximum Annual Participation Rate (Smax)	Final Year of Participation (Fo Year)	Final Year Annual Participation Rate (Fo)
121	WS	Residential	SingleFamily&Duplex	All	Other	New home - furnace	Efficient New Homes	2015	2.750%	2017	13.20%	2034	13.20%
122	WS	Residential	All	All	Other	Benchmarking	Home Energy Use Benchmarking	2015	2.500%	2016	5.00%	2034	5.00%
123	WS	Residential	All	AC	Other	Direct Load Control Switch	Direct Load Control	2015	2.000%	2017	6.00%	2034	6.00%
124	WS	Residential	All	Heat Pump	Other	Direct Load Control Switch	Direct Load Control	2015	2.000%	2017	6.00%	2034	6.00%
125	WS	Residential	All	AC	Other	Direct Load Control Thermostat	*N/A	*N/A	*N/A	*N/A	*N/A	*N/A	*N/A
126	WS	Residential	All	Heat Pump	Other	Direct Load Control Thermostat	*N/A	*N/A	*N/A	*N/A	*N/A	*N/A	*N/A
127	WS	Residential	All	AC	Other	Non-Enabled Dynamic Pricing (Res)	Dynamic Pricing	2015	0.500%	2018	2.00%	2034	2.00%
128	WS	Residential	All	All	Other	Low-Income Weatherization Package	Low-Income Weatherization	2015	0.200%	2015	0.20%	2034	0.20%

*N/A: Measure did not pass measure level screening and therefore was not included in a program.

MEASURE DESCRIPTION								
Measure ID	Weather Sensitive	Sector	Sub-Sector	Building Type	End Use	Measure Name	Efficient Measure Definition	Base Measure Definition
1	WS	Commercial	Small Commercial	All	HVAC	Unitary and Split System AC/HP Equipment	CEE Tier 2 Unitary ASHP - 5 Ton Unit - EER 12.5; SEER 15	ASHRAE90.1-2010 Standard Unitary ASHP - 5 Ton Unit - EER 11.8; SEER 14
2	WS	Commercial	Small Commercial	All	HVAC	Unitary and Split System AC/HP Equipment	CEE Tier 2 Unitary ASHP - 10 Ton Unit - EER 12.2; IEER 13	ASHRAE90.1-2010 Standard Unitary ASHP - 10 Ton Unit - EER 11.2; IEER 11.4
3	WS	Commercial	Small Commercial	All	HVAC	Unitary and Split System AC/HP Equipment	CEE Tier 2+ Unitary ASHP - 5 Ton Unit - EER 12.5; SEER 16	ASHRAE90.1-2010 Standard Unitary ASHP - 5 Ton Unit - EER 11.8; SEER 14
4	WS	Commercial	Small Commercial	All	HVAC	Unitary and Split System AC/HP Equipment	CEE Tier 2+ Unitary ASHP - 10 Ton Unit - EER 12.2; IEER 15	ASHRAE90.1-2010 Standard Unitary ASHP - 10 Ton Unit - EER 11.2; IEER 11.4
5	WS	Commercial	Small Commercial	All	HVAC	Unitary and Split System AC/HP Equipment	CEE Tier 2 Unitary AC - 5 Ton Unit - EER 12.5; SEER 15	ASHRAE90.1-2010 Standard Unitary AC - 5 Ton Unit - EER 11.8; IEER 14
6	WS	Commercial	Small Commercial	All	HVAC	Unitary and Split System AC/HP Equipment	CEE Tier 2 Unitary AC - 10 Ton Unit - EER 12.2; IEER 13	ASHRAE90.1-2010 Standard Unitary AC - 10 Ton Unit - EER 11.2; IEER 11.4
7	WS	Commercial	Small Commercial	All	HVAC	Unitary and Split System AC/HP Equipment	CEE Tier 2 Unitary AC - 12 Ton Unit - EER 12.2; IEER 12.5	ASHRAE90.1-2010 Standard Unitary AC - 12 Ton Unit - EER 11; IEER 11.2
8	WS	Commercial	Small Commercial	All	HVAC	Unitary and Split System AC/HP Equipment	CEE Tier 2 Unitary AC - 20 Ton Unit - EER 10.8; IEER 12.3	ASHRAE90.1-2010 Standard Unitary AC - 20 Ton Unit - EER 10; IEER 10.1
9	WS	Commercial	Small Commercial	All	HVAC	Unitary and Split System AC/HP Equipment	CEE Tier 2+ Unitary AC - 5 Ton Unit - EER 12.5; SEER 16	ASHRAE90.1-2010 Standard Unitary AC - 5 Ton Unit - EER 11.8; IEER 14
10	WS	Commercial	Small Commercial	All	HVAC	Unitary and Split System AC/HP Equipment	CEE Tier 2+ Unitary AC - 10 Ton Unit - EER 12.2; IEER 15	ASHRAE90.1-2010 Standard Unitary AC - 10 Ton Unit - EER 11.2; IEER 11.4
11	WS	Commercial	Small Commercial	All	HVAC	Unitary and Split System AC/HP Equipment	CEE Tier 2+ Unitary AC - 12 Ton Unit - EER 12.2; IEER 14	ASHRAE90.1-2010 Standard Unitary AC - 12 Ton Unit - EER 11; IEER 11.2
12	WS	Commercial	Small Commercial	All	HVAC	Unitary and Split System AC/HP Equipment	CEE Tier 2+ Unitary AC - 20 Ton Unit - EER 10.8; IEER 13	ASHRAE90.1-2010 Standard Unitary AC - 20 Ton Unit - EER 10; IEER 10.1
13	WS	Commercial	Large Commercial	K12 Education	HVAC	Unitary and Split System AC/HP Equipment	CEE Tier 2 Unitary AC - 20 Ton Unit - EER 10.8; IEER 12.3	ASHRAE90.1-2010 Standard Unitary AC - 20 Ton Unit - EER 10; IEER 10.1
14	WS	Commercial	Large Commercial	Education with Summer Sessions	HVAC	Unitary and Split System AC/HP Equipment	CEE Tier 2 Unitary AC - 20 Ton Unit - EER 10.8; IEER 12.3	ASHRAE90.1-2010 Standard Unitary AC - 20 Ton Unit - EER 10; IEER 10.1
15	WS	Commercial	Large Commercial	Lodging	HVAC	Unitary and Split System AC/HP Equipment	CEE Tier 2 Unitary AC - 20 Ton Unit - EER 10.8; IEER 12.3	ASHRAE90.1-2010 Standard Unitary AC - 20 Ton Unit - EER 10; IEER 10.1
16	WS	Commercial	Large Commercial	General Large Commercial	HVAC	Unitary and Split System AC/HP Equipment	CEE Tier 2 Unitary AC - 20 Ton Unit - EER 10.8; IEER 12.3	ASHRAE90.1-2010 Standard Unitary AC - 20 Ton Unit - EER 10; IEER 10.1
17	WS	Commercial	Large Commercial	K12 Education	HVAC	Unitary and Split System AC/HP Equipment	CEE Tier 2+ Unitary AC - 20 Ton Unit - EER 10.8; IEER 13	ASHRAE90.1-2010 Standard Unitary AC - 20 Ton Unit - EER 10; IEER 10.1
18	WS	Commercial	Large Commercial	Education with Summer Sessions	HVAC	Unitary and Split System AC/HP Equipment	CEE Tier 2+ Unitary AC - 20 Ton Unit - EER 10.8; IEER 13	ASHRAE90.1-2010 Standard Unitary AC - 20 Ton Unit - EER 10; IEER 10.1
19	WS	Commercial	Large Commercial	Lodging	HVAC	Unitary and Split System AC/HP Equipment	CEE Tier 2+ Unitary AC - 20 Ton Unit - EER 10.8; IEER 13	ASHRAE90.1-2010 Standard Unitary AC - 20 Ton Unit - EER 10; IEER 10.1
20	WS	Commercial	Large Commercial	General Large Commercial	HVAC	Unitary and Split System AC/HP Equipment	CEE Tier 2+ Unitary AC - 20 Ton Unit - EER 10.8; IEER 13	ASHRAE90.1-2010 Standard Unitary AC - 20 Ton Unit - EER 10; IEER 10.1
21	WS	Commercial	Large Commercial	K12 Education	HVAC	Unitary and Split System AC/HP Equipment	CEE Tier 2 Unitary AC - 75 Ton Unit - EER 10.4; IEER 11.6	ASHRAE90.1-2010 Standard Unitary AC - 75 Ton Unit - EER 9.7; IEER 9.8
22	WS	Commercial	Large Commercial	Education with Summer Sessions	HVAC	Unitary and Split System AC/HP Equipment	CEE Tier 2 Unitary AC - 75 Ton Unit - EER 10.4; IEER 11.6	ASHRAE90.1-2010 Standard Unitary AC - 75 Ton Unit - EER 9.7; IEER 9.8
23	WS	Commercial	Large Commercial	Lodging	HVAC	Unitary and Split System AC/HP Equipment	CEE Tier 2 Unitary AC - 75 Ton Unit - EER 10.4; IEER 11.6	ASHRAE90.1-2010 Standard Unitary AC - 75 Ton Unit - EER 9.7; IEER 9.8
24	WS	Commercial	Large Commercial	General Large Commercial	HVAC	Unitary and Split System AC/HP Equipment	CEE Tier 2 Unitary AC - 75 Ton Unit - EER 10.4; IEER 11.6	ASHRAE90.1-2010 Standard Unitary AC - 75 Ton Unit - EER 9.7; IEER 9.8
25	WS	Commercial	Small Commercial	All	HVAC	Unitary and Split System AC/HP Equipment	CEE Tier 2+ Unitary ASHP - 5 Ton Unit - EER 12.5; SEER 16	ASHRAE90.1-2013 Standard Unitary ASHP - 5 Ton Unit - EER 11.8; SEER 14
26	WS	Commercial	Small Commercial	All	HVAC	Unitary and Split System AC/HP Equipment	CEE Tier 2+ Unitary ASHP - 10 Ton Unit - EER 12.2; IEER 15	ASHRAE90.1-2013 Standard Unitary ASHP - 10 Ton Unit - EER 11.2; IEER 12.9
27	WS	Commercial	Small Commercial	All	HVAC	Unitary and Split System AC/HP Equipment	CEE Tier 2+ Unitary AC - 5 Ton Unit - EER 12.5; SEER 16	ASHRAE90.1-2013 Standard Unitary AC - 5 Ton Unit - EER 11.8; SEER 14
28	WS	Commercial	Small Commercial	All	HVAC	Unitary and Split System AC/HP Equipment	CEE Tier 2+ Unitary AC - 10 Ton Unit - EER 12.2; IEER 15	ASHRAE90.1-2013 Standard Unitary AC - 10 Ton Unit - EER 11.2; IEER 12.9
29	WS	Commercial	Small Commercial	All	HVAC	Unitary and Split System AC/HP Equipment	CEE Tier 2+ Unitary AC - 12 Ton Unit - EER 12.2; IEER 14	ASHRAE90.1-2013 Standard Unitary AC - 12 Ton Unit - EER 11; IEER 12.4
30	WS	Commercial	Small Commercial	All	HVAC	Unitary and Split System AC/HP Equipment	CEE Tier 2+ Unitary AC - 20 Ton Unit - EER 10.8; IEER 13	ASHRAE90.1-2013 Standard Unitary AC - 20 Ton Unit - EER 10; IEER 11.6
31	WS	Commercial	Large Commercial	K12 Education	HVAC	Unitary and Split System AC/HP Equipment	CEE Tier 2+ Unitary AC - 20 Ton Unit - EER 10.8; IEER 13	ASHRAE90.1-2013 Standard Unitary AC - 20 Ton Unit - EER 10; IEER 11.6
32	WS	Commercial	Large Commercial	Education with Summer Sessions	HVAC	Unitary and Split System AC/HP Equipment	CEE Tier 2+ Unitary AC - 20 Ton Unit - EER 10.8; IEER 13	ASHRAE90.1-2013 Standard Unitary AC - 20 Ton Unit - EER 10; IEER 11.6
33	WS	Commercial	Large Commercial	Lodging	HVAC	Unitary and Split System AC/HP Equipment	CEE Tier 2+ Unitary AC - 20 Ton Unit - EER 10.8; IEER 13	ASHRAE90.1-2013 Standard Unitary AC - 20 Ton Unit - EER 10; IEER 11.6
34	WS	Commercial	Large Commercial	General Large Commercial	HVAC	Unitary and Split System AC/HP Equipment	CEE Tier 2+ Unitary AC - 20 Ton Unit - EER 10.8; IEER 13	ASHRAE90.1-2013 Standard Unitary AC - 20 Ton Unit - EER 10; IEER 11.6
35	WS	Commercial	Large Commercial	K12 Education	HVAC	Unitary and Split System AC/HP Equipment	CEE Tier 2 Unitary AC - 75 Ton Unit - EER 10.4; IEER 11.6	ASHRAE90.1-2013 Standard Unitary AC - 75 Ton Unit - EER 9.7; IEER 11
36	WS	Commercial	Large Commercial	Education with Summer Sessions	HVAC	Unitary and Split System AC/HP Equipment	CEE Tier 2 Unitary AC - 75 Ton Unit - EER 10.4; IEER 11.6	ASHRAE90.1-2013 Standard Unitary AC - 75 Ton Unit - EER 9.7; IEER 11
37	WS	Commercial	Large Commercial	Lodging	HVAC	Unitary and Split System AC/HP Equipment	CEE Tier 2 Unitary AC - 75 Ton Unit - EER 10.4; IEER 11.6	ASHRAE90.1-2013 Standard Unitary AC - 75 Ton Unit - EER 9.7; IEER 11
38	WS	Commercial	Large Commercial	General Large Commercial	HVAC	Unitary and Split System AC/HP Equipment	CEE Tier 2 Unitary AC - 75 Ton Unit - EER 10.4; IEER 11.6	ASHRAE90.1-2013 Standard Unitary AC - 75 Ton Unit - EER 9.7; IEER 11
39	WS	Commercial	Small Commercial	Lodging	HVAC	PTAC	Efficient PTAC - 1 Ton Unit - EER 10.7	ASHRAE90.1-2013 Standard PTAC - 1 Ton Unit - EER 10.4
40	NWS	Commercial	Small Commercial	Lodging	HVAC	Occupancy-Based PTAC/PTHP Controls	PTAC/PTHP with Occupancy Controls	PTAC/PTHP without Occupancy Controls
41	WS	Commercial	Large Commercial	K12 Education	HVAC	Air or Water Cooled Chilling Equipment (Chillers)	Air-Cooled Chiller - 100 tons - 10.6 EER & 15.1 IEER	Air-Cooled Chiller - 100 tons - ASHRAE 90.1-2013 Path A: 10.10 EER & 13.7 IEER
42	WS	Commercial	Large Commercial	Education with Summer Sessions	HVAC	Air or Water Cooled Chilling Equipment (Chillers)	Air-Cooled Chiller - 100 tons - 10.6 EER & 15.1 IEER	Air-Cooled Chiller - 100 tons - ASHRAE 90.1-2013 Path A: 10.10 EER & 13.7 IEER
43	WS	Commercial	Large Commercial	Lodging	HVAC	Air or Water Cooled Chilling Equipment (Chillers)	Air-Cooled Chiller - 100 tons - 10.6 EER & 15.1 IEER	Air-Cooled Chiller - 100 tons - ASHRAE 90.1-2013 Path A: 10.10 EER & 13.7 IEER
44	WS	Commercial	Large Commercial	General Large Commercial	HVAC	Air or Water Cooled Chilling Equipment (Chillers)	Air-Cooled Chiller - 100 tons - 10.6 EER & 15.1 IEER	Air-Cooled Chiller - 100 tons - ASHRAE 90.1-2013 Path A: 10.10 EER & 13.7 IEER
45	WS	Commercial	Large Commercial	K12 Education	HVAC	Air or Water Cooled Chilling Equipment (Chillers)	Air-Cooled Chiller - 100 tons - 10.2 EER & 17.4 IEER	Air-Cooled Chiller - 100 tons - ASHRAE 90.1-2013 Path A: 10.10 EER & 13.7 IEER
46	WS	Commercial	Large Commercial	Education with Summer Sessions	HVAC	Air or Water Cooled Chilling Equipment (Chillers)	Air-Cooled Chiller - 100 tons - 10.2 EER & 17.4 IEER	Air-Cooled Chiller - 100 tons - ASHRAE 90.1-2013 Path A: 10.10 EER & 13.7 IEER
47	WS	Commercial	Large Commercial	Lodging	HVAC	Air or Water Cooled Chilling Equipment (Chillers)	Air-Cooled Chiller - 100 tons - 10.2 EER & 17.4 IEER	Air-Cooled Chiller - 100 tons - ASHRAE 90.1-2013 Path A: 10.10 EER & 13.7 IEER
48	WS	Commercial	Large Commercial	General Large Commercial	HVAC	Air or Water Cooled Chilling Equipment (Chillers)	Air-Cooled Chiller - 100 tons - 10.2 EER & 17.4 IEER	Air-Cooled Chiller - 100 tons - ASHRAE 90.1-2013 Path A: 10.10 EER & 13.7 IEER
49	WS	Commercial	Large Commercial	Hospital	HVAC	Air or Water Cooled Chilling Equipment (Chillers)	Water-Cooled Non-Centrifugal Chiller - 200 tons - 0.63 kW/ton full load & 0.49 kW/ton IPLV	Water-Cooled Non-Centrifugal Chiller - 200 tons - ASHRAE 90.1-2013 Path A: 0.66kW/ton full load & 0.54kW/ton IPLV
50	WS	Commercial	Large Commercial	K12 Education	HVAC	Air or Water Cooled Chilling Equipment (Chillers)	Water-Cooled Non-Centrifugal Chiller - 200 tons - 0.63 kW/ton full load & 0.49 kW/ton IPLV	Water-Cooled Non-Centrifugal Chiller - 200 tons - ASHRAE 90.1-2013 Path A: 0.66kW/ton full load & 0.54kW/ton IPLV
51	WS	Commercial	Large Commercial	Education with Summer Sessions	HVAC	Air or Water Cooled Chilling Equipment (Chillers)	Water-Cooled Non-Centrifugal Chiller - 200 tons - 0.63 kW/ton full load & 0.49 kW/ton IPLV	Water-Cooled Non-Centrifugal Chiller - 200 tons - ASHRAE 90.1-2013 Path A: 0.66kW/ton full load & 0.54kW/ton IPLV
52	WS	Commercial	Large Commercial	Lodging	HVAC	Air or Water Cooled Chilling Equipment (Chillers)	Water-Cooled Non-Centrifugal Chiller - 200 tons - 0.63 kW/ton full load & 0.49 kW/ton IPLV	Water-Cooled Non-Centrifugal Chiller - 200 tons - ASHRAE 90.1-2013 Path A: 0.66kW/ton full load & 0.54kW/ton IPLV
53	WS	Commercial	Large Commercial	General Large Commercial	HVAC	Air or Water Cooled Chilling Equipment (Chillers)	Water-Cooled Non-Centrifugal Chiller - 200 tons - 0.63 kW/ton full load & 0.49 kW/ton IPLV	Water-Cooled Non-Centrifugal Chiller - 200 tons - ASHRAE 90.1-2013 Path A: 0.66kW/ton full load & 0.54kW/ton IPLV
54	WS	Commercial	Large Commercial	Hospital	HVAC	Air or Water Cooled Chilling Equipment (Chillers)	Water-Cooled Non-Centrifugal Chiller - 200 tons - 0.65 kW/ton full load & 0.4 kW/ton IPLV	Water-Cooled Non-Centrifugal Chiller - 200 tons - ASHRAE 90.1-2013 Path A: 0.66kW/ton full load & 0.54kW/ton IPLV
55	WS	Commercial	Large Commercial	K12 Education	HVAC	Air or Water Cooled Chilling Equipment (Chillers)	Water-Cooled Non-Centrifugal Chiller - 200 tons - 0.65 kW/ton full load & 0.4 kW/ton IPLV	Water-Cooled Non-Centrifugal Chiller - 200 tons - ASHRAE 90.1-2013 Path A: 0.66kW/ton full load & 0.54kW/ton IPLV
56	WS	Commercial	Large Commercial	Education with Summer Sessions	HVAC	Air or Water Cooled Chilling Equipment (Chillers)	Water-Cooled Non-Centrifugal Chiller - 200 tons - 0.65 kW/ton full load & 0.4 kW/ton IPLV	Water-Cooled Non-Centrifugal Chiller - 200 tons - ASHRAE 90.1-2013 Path A: 0.66kW/ton full load & 0.54kW/ton IPLV
57	WS	Commercial	Large Commercial	Lodging	HVAC	Air or Water Cooled Chilling Equipment (Chillers)	Water-Cooled Non-Centrifugal Chiller - 200 tons - 0.65 kW/ton full load & 0.4 kW/ton IPLV	Water-Cooled Non-Centrifugal Chiller - 200 tons - ASHRAE 90.1-2013 Path A: 0.66kW/ton full load & 0.54kW/ton IPLV
58	WS	Commercial	Large Commercial	General Large Commercial	HVAC	Air or Water Cooled Chilling Equipment (Chillers)	Water-Cooled Non-Centrifugal Chiller - 200 tons - 0.65 kW/ton full load & 0.4 kW/ton IPLV	Water-Cooled Non-Centrifugal Chiller - 200 tons - ASHRAE 90.1-2013 Path A: 0.66kW/ton full load & 0.54kW/ton IPLV
59	WS	Commercial	Large Commercial	Hospital	HVAC	Air or Water Cooled Chilling Equipment (Chillers)	Water-CooledCentrifugal Chiller - 500 tons - 0.53 kW/ton full load & 0.45 kW/ton IPLV	Water-Cooled Centrifugal Chiller - 500 tons - ASHRAE 90.1-2013 Path A: 0.56kW/ton full load & 0.5kW/ton IPLV
60	WS	Commercial	Large Commercial	Education with Summer Sessions	HVAC	Air or Water Cooled Chilling Equipment (Chillers)	Water-Cooled Centrifugal Chiller - 500 tons - 0.53 kW/ton full load & 0.45 kW/ton IPLV	Water-Cooled Centrifugal Chiller - 500 tons - ASHRAE 90.1-2013 Path A: 0.56kW/ton full load & 0.5kW/ton IPLV

*N/A: Measure did not pass measure level screening and therefore was not included in a program.

MEASURE DESCRIPTION								
Measure ID	Weather Sensitive	Sector	Sub-Sector	Building Type	End Use	Measure Name	Efficient Measure Definition	Base Measure Definition
61	WS	Commercial	Large Commercial	Lodging	HVAC	Air or Water Cooled Chilling Equipment (Chillers)	Water-Cooled Centrifugal Chiller - 500 tons - 0.53 kW/ton full load & 0.45 kW/ton IPLV	Water-Cooled Centrifugal Chiller - 500 tons - ASHRAE 90.1-2013 Path A: 0.56kW/ton full load & 0.5kW/ton IPLV
62	WS	Commercial	Large Commercial	General Large Commercial	HVAC	Air or Water Cooled Chilling Equipment (Chillers)	Water-Cooled Centrifugal Chiller - 500 tons - 0.53 kW/ton full load & 0.45 kW/ton IPLV	Water-Cooled Centrifugal Chiller - 500 tons - ASHRAE 90.1-2013 Path A: 0.56kW/ton full load & 0.5kW/ton IPLV
63	WS	Commercial	Large Commercial	Hospital	HVAC	Air or Water Cooled Chilling Equipment (Chillers)	Water-Cooled Centrifugal Chiller - 500 tons - 0.55 kW/ton full load & 0.34 kW/ton IPLV	Water-Cooled Centrifugal Chiller - 500 tons - ASHRAE 90.1-2013 Path A: 0.56kW/ton full load & 0.5kW/ton IPLV
64	WS	Commercial	Large Commercial	Education with Summer Sessions	HVAC	Air or Water Cooled Chilling Equipment (Chillers)	Water-Cooled Centrifugal Chiller - 500 tons - 0.55 kW/ton full load & 0.34 kW/ton IPLV	Water-Cooled Centrifugal Chiller - 500 tons - ASHRAE 90.1-2013 Path A: 0.56kW/ton full load & 0.5kW/ton IPLV
65	WS	Commercial	Large Commercial	Lodging	HVAC	Air or Water Cooled Chilling Equipment (Chillers)	Water-Cooled Centrifugal Chiller - 500 tons - 0.55 kW/ton full load & 0.34 kW/ton IPLV	Water-Cooled Centrifugal Chiller - 500 tons - ASHRAE 90.1-2013 Path A: 0.56kW/ton full load & 0.5kW/ton IPLV
66	WS	Commercial	Large Commercial	General Large Commercial	HVAC	Air or Water Cooled Chilling Equipment (Chillers)	Water-Cooled Centrifugal Chiller - 500 tons - 0.55 kW/ton full load & 0.34 kW/ton IPLV	Water-Cooled Centrifugal Chiller - 500 tons - ASHRAE 90.1-2013 Path A: 0.56kW/ton full load & 0.5kW/ton IPLV
67	NWS	Commercial	Large Commercial	Hospital	HVAC	Variable Speed Drives for HVAC	Supply & Return Fans with VFD	Supply & Return Fans without VFD
68	NWS	Commercial	Large Commercial	Hospital	HVAC	Variable Speed Drives for HVAC	Chilled Water Pumps with VFD	Chilled Water Pumps without VFD
69	NWS	Commercial	Large Commercial	Hospital	HVAC	Variable Speed Drives for HVAC	Heating Pumps with VFD	Heating Pumps without VFD
70	NWS	Commercial	Large Commercial	Hospital	HVAC	Variable Speed Drives for HVAC	Cooling Tower Fan with VFD	Cooling Tower Fan without VFD
71	NWS	Commercial	Large Commercial	K12 Education	HVAC	Variable Speed Drives for HVAC	Supply & Return Fans with VFD	Supply & Return Fans without VFD
72	NWS	Commercial	Large Commercial	K12 Education	HVAC	Variable Speed Drives for HVAC	Chilled Water Pumps with VFD	Chilled Water Pumps without VFD
73	NWS	Commercial	Large Commercial	K12 Education	HVAC	Variable Speed Drives for HVAC	Heating Pumps with VFD	Heating Pumps without VFD
74	NWS	Commercial	Large Commercial	K12 Education	HVAC	Variable Speed Drives for HVAC	Cooling Tower Fan with VFD	Cooling Tower Fan without VFD
75	NWS	Commercial	Large Commercial	Education with Summer Sessions	HVAC	Variable Speed Drives for HVAC	Supply & Return Fans with VFD	Supply & Return Fans without VFD
76	NWS	Commercial	Large Commercial	Education with Summer Sessions	HVAC	Variable Speed Drives for HVAC	Chilled Water Pumps with VFD	Chilled Water Pumps without VFD
77	NWS	Commercial	Large Commercial	Education with Summer Sessions	HVAC	Variable Speed Drives for HVAC	Heating Pumps with VFD	Heating Pumps without VFD
78	NWS	Commercial	Large Commercial	Education with Summer Sessions	HVAC	Variable Speed Drives for HVAC	Cooling Tower Fan with VFD	Cooling Tower Fan without VFD
79	NWS	Commercial	Large Commercial	Lodging	HVAC	Variable Speed Drives for HVAC	Supply & Return Fans with VFD	Supply & Return Fans without VFD
80	NWS	Commercial	Large Commercial	Lodging	HVAC	Variable Speed Drives for HVAC	Chilled Water Pumps with VFD	Chilled Water Pumps without VFD
81	NWS	Commercial	Large Commercial	Lodging	HVAC	Variable Speed Drives for HVAC	Heating Pumps with VFD	Heating Pumps without VFD
82	NWS	Commercial	Large Commercial	Lodging	HVAC	Variable Speed Drives for HVAC	Cooling Tower Fan with VFD	Cooling Tower Fan without VFD
83	NWS	Commercial	Large Commercial	General Large Commercial	HVAC	Variable Speed Drives for HVAC	Supply & Return Fans with VFD	Supply & Return Fans without VFD
84	NWS	Commercial	Large Commercial	General Large Commercial	HVAC	Variable Speed Drives for HVAC	Chilled Water Pumps with VFD	Chilled Water Pumps without VFD
85	NWS	Commercial	Large Commercial	General Large Commercial	HVAC	Variable Speed Drives for HVAC	Heating Pumps with VFD	Heating Pumps without VFD
86	NWS	Commercial	Large Commercial	General Large Commercial	HVAC	Variable Speed Drives for HVAC	Cooling Tower Fan with VFD	Cooling Tower Fan without VFD
87	NWS	Commercial	Small Commercial	All	HVAC	Dual Enthalpy Economizer	Differential Enthalpy Economizer	Fixed Enthalpy Economizer
88	NWS	Commercial	Large Commercial	All	HVAC	Dual Enthalpy Economizer	Differential Enthalpy Economizer	Fixed Enthalpy Economizer
89	NWS	Commercial	Small Commercial	All	HVAC	Demand Controlled Ventilation	Demand Controlled Ventilation	Standard Ventilation Rates
90	NWS	Commercial	Large Commercial	All	HVAC	Demand Controlled Ventilation	Demand Controlled Ventilation	Standard Ventilation Rates
91	WS	Commercial	Small Commercial	All	HVAC	Ground Source Heatpump	GSHP - 16 EER	Standard Unitary ASHP - 10 Ton Unit - 11.2 EER
92	WS	Commercial	Small Commercial	All	HVAC	AC Tune-Up	Tuned-up Unitary AC	Unserviced Unitary AC
93	NWS	Commercial	Small Commercial	All	HVAC	Electronically Commutated Motors for Refrigeration and HVAC Applications	ECM HVAC Fan Motor less than 1HP	Shaded Pole HVAC Fan Motor less than 1HP
94	NWS	Commercial	All	Hospital	Lighting	High Performance T8/T5 with Low-BF Ballast	1-Lamp 32W HPT8/T5 with Low-BF Ballast	1-Lamp 34w T12 and 32w T8 w/ Elec. ballast
95	NWS	Commercial	All	Hospital	Lighting	High Performance T8/T5 with Low-BF Ballast	2-Lamp 32W HPT8/T5 with Low-BF Ballast	2-Lamp 34w T12 and 32w T8 w/ Elec. Ballast
96	NWS	Commercial	All	Hospital	Lighting	High Performance T8/T5 with Low-BF Ballast	3-Lamp 32W HPT8/T5 with Low-BF Ballast	3-Lamp 34w T12 and 32w T8 w/ Elec. Ballast
97	NWS	Commercial	All	Hospital	Lighting	High Performance T8/T5 with Low-BF Ballast	4-Lamp 32W HPT8/T5 with Low-BF Ballast	4-Lamp 34w T12 and 32w T8 w/ Elec. Ballast
98	NWS	Commercial	All	K12 Education	Lighting	High Performance T8/T5 with Low-BF Ballast	1-Lamp 32W HPT8/T5 with Low-BF Ballast	1-Lamp 34w T12 and 32w T8 w/ Elec. ballast
99	NWS	Commercial	All	K12 Education	Lighting	High Performance T8/T5 with Low-BF Ballast	2-Lamp 32W HPT8/T5 with Low-BF Ballast	2-Lamp 34w T12 and 32w T8 w/ Elec. Ballast
100	NWS	Commercial	All	K12 Education	Lighting	High Performance T8/T5 with Low-BF Ballast	3-Lamp 32W HPT8/T5 with Low-BF Ballast	3-Lamp 34w T12 and 32w T8 w/ Elec. Ballast
101	NWS	Commercial	All	K12 Education	Lighting	High Performance T8/T5 with Low-BF Ballast	4-Lamp 32W HPT8/T5 with Low-BF Ballast	4-Lamp 34w T12 and 32w T8 w/ Elec. Ballast
102	NWS	Commercial	All	Education with Summer Sessions	Lighting	High Performance T8/T5 with Low-BF Ballast	1-Lamp 32W HPT8/T5 with Low-BF Ballast	1-Lamp 34w T12 and 32w T8 w/ Elec. ballast
103	NWS	Commercial	All	Education with Summer Sessions	Lighting	High Performance T8/T5 with Low-BF Ballast	2-Lamp 32W HPT8/T5 with Low-BF Ballast	2-Lamp 34w T12 and 32w T8 w/ Elec. Ballast
104	NWS	Commercial	All	Education with Summer Sessions	Lighting	High Performance T8/T5 with Low-BF Ballast	3-Lamp 32W HPT8/T5 with Low-BF Ballast	3-Lamp 34w T12 and 32w T8 w/ Elec. Ballast
105	NWS	Commercial	All	Education with Summer Sessions	Lighting	High Performance T8/T5 with Low-BF Ballast	4-Lamp 32W HPT8/T5 with Low-BF Ballast	4-Lamp 34w T12 and 32w T8 w/ Elec. Ballast
106	NWS	Commercial	All	Lodging	Lighting	High Performance T8/T5 with Low-BF Ballast	1-Lamp 32W HPT8/T5 with Low-BF Ballast	1-Lamp 34w T12 and 32w T8 w/ Elec. ballast
107	NWS	Commercial	All	Lodging	Lighting	High Performance T8/T5 with Low-BF Ballast	2-Lamp 32W HPT8/T5 with Low-BF Ballast	2-Lamp 34w T12 and 32w T8 w/ Elec. Ballast
108	NWS	Commercial	All	Lodging	Lighting	High Performance T8/T5 with Low-BF Ballast	3-Lamp 32W HPT8/T5 with Low-BF Ballast	3-Lamp 34w T12 and 32w T8 w/ Elec. Ballast
109	NWS	Commercial	All	Lodging	Lighting	High Performance T8/T5 with Low-BF Ballast	4-Lamp 32W HPT8/T5 with Low-BF Ballast	4-Lamp 34w T12 and 32w T8 w/ Elec. Ballast
110	NWS	Commercial	All	General Large Commercial	Lighting	High Performance T8/T5 with Low-BF Ballast	1-Lamp 32W HPT8/T5 with Low-BF Ballast	1-Lamp 34w T12 and 32w T8 w/ Elec. ballast
111	NWS	Commercial	All	General Large Commercial	Lighting	High Performance T8/T5 with Low-BF Ballast	2-Lamp 32W HPT8/T5 with Low-BF Ballast	2-Lamp 34w T12 and 32w T8 w/ Elec. Ballast
112	NWS	Commercial	All	General Large Commercial	Lighting	High Performance T8/T5 with Low-BF Ballast	3-Lamp 32W HPT8/T5 with Low-BF Ballast	3-Lamp 34w T12 and 32w T8 w/ Elec. Ballast
113	NWS	Commercial	All	General Large Commercial	Lighting	High Performance T8/T5 with Low-BF Ballast	4-Lamp 32W HPT8/T5 with Low-BF Ballast	4-Lamp 34w T12 and 32w T8 w/ Elec. Ballast
114	NWS	Commercial	All	General Small Commercial	Lighting	High Performance T8/T5 with Low-BF Ballast	1-Lamp 32W HPT8/T5 with Low-BF Ballast	1-Lamp 34w T12 and 32w T8 w/ Elec. ballast
115	NWS	Commercial	All	General Small Commercial	Lighting	High Performance T8/T5 with Low-BF Ballast	2-Lamp 32W HPT8/T5 with Low-BF Ballast	2-Lamp 34w T12 and 32w T8 w/ Elec. Ballast
116	NWS	Commercial	All	General Small Commercial	Lighting	High Performance T8/T5 with Low-BF Ballast	3-Lamp 32W HPT8/T5 with Low-BF Ballast	3-Lamp 34w T12 and 32w T8 w/ Elec. Ballast
117	NWS	Commercial	All	General Small Commercial	Lighting	High Performance T8/T5 with Low-BF Ballast	4-Lamp 32W HPT8/T5 with Low-BF Ballast	4-Lamp 34w T12 and 32w T8 w/ Elec. Ballast
118	NWS	Commercial	All	Hospital	Lighting	Reduced Wattage T8/T5 Lamps	RWT8 - F32/25W T8 Extra Lamp Life	F32 T8 standard lamp
119	NWS	Commercial	All	K12 Education	Lighting	Reduced Wattage T8/T5 Lamps	RWT8 - F32/25W T8 Extra Lamp Life	F32 T8 standard lamp
120	NWS	Commercial	All	Education with Summer Sessions	Lighting	Reduced Wattage T8/T5 Lamps	RWT8 - F32/25W T8 Extra Lamp Life	F32 T8 standard lamp

*N/A: Measure did not pass measure level screening and therefore was not included in a program.

MEASURE DESCRIPTION								
Measure ID	Weather Sensitive	Sector	Sub-Sector	Building Type	End Use	Measure Name	Efficient Measure Definition	Base Measure Definition
121	NWS	Commercial	All	Lodging	Lighting	Reduced Wattage T8/T5 Lamps	RWT8 - F32/25W T8 Extra Lamp Life	F32 T8 standard lamp
122	NWS	Commercial	All	General Large Commercial	Lighting	Reduced Wattage T8/T5 Lamps	RWT8 - F32/25W T8 Extra Lamp Life	F32 T8 standard lamp
123	NWS	Commercial	All	General Small Commercial	Lighting	Reduced Wattage T8/T5 Lamps	RWT8 - F32/25W T8 Extra Lamp Life	F32 T8 standard lamp
124	NWS	Commercial	All	Hospital	Lighting	Reduced Wattage T8/T5 Lamps	RWT8 - F32/25W T8 Extra Lamp Life	F32 T8 standard lamp
125	NWS	Commercial	All	K12 Education	Lighting	Reduced Wattage T8/T5 Lamps	RWT8 - F32/25W T8 Extra Lamp Life	F32 T8 standard lamp
126	NWS	Commercial	All	Education with Summer Sessions	Lighting	Reduced Wattage T8/T5 Lamps	RWT8 - F32/25W T8 Extra Lamp Life	F32 T8 standard lamp
127	NWS	Commercial	All	Lodging	Lighting	Reduced Wattage T8/T5 Lamps	RWT8 - F32/25W T8 Extra Lamp Life	F32 T8 standard lamp
128	NWS	Commercial	All	General Large Commercial	Lighting	Reduced Wattage T8/T5 Lamps	RWT8 - F32/25W T8 Extra Lamp Life	F32 T8 standard lamp
129	NWS	Commercial	All	General Small Commercial	Lighting	Reduced Wattage T8/T5 Lamps	RWT8 - F32/25W T8 Extra Lamp Life	F32 T8 standard lamp
130	NWS	Commercial	All	Hospital	Lighting	Linear Florescent Fixture Upgrade	20 W Reduction - 4' T8 Lamp Removal with Reflector	4' Standard T8 / T12 Lamp with Electronic Ballast
131	NWS	Commercial	All	K12 Education	Lighting	Linear Florescent Fixture Upgrade	20 W Reduction - 4' T8 Lamp Removal with Reflector	4' Standard T8 / T12 Lamp with Electronic Ballast
132	NWS	Commercial	All	Education with Summer Sessions	Lighting	Linear Florescent Fixture Upgrade	20 W Reduction - 4' T8 Lamp Removal with Reflector	4' Standard T8 / T12 Lamp with Electronic Ballast
133	NWS	Commercial	All	Lodging	Lighting	Linear Florescent Fixture Upgrade	20 W Reduction - 4' T8 Lamp Removal with Reflector	4' Standard T8 / T12 Lamp with Electronic Ballast
134	NWS	Commercial	All	General Large Commercial	Lighting	Linear Florescent Fixture Upgrade	20 W Reduction - 4' T8 Lamp Removal with Reflector	4' Standard T8 / T12 Lamp with Electronic Ballast
135	NWS	Commercial	All	General Small Commercial	Lighting	Linear Florescent Fixture Upgrade	20 W Reduction - 4' T8 Lamp Removal with Reflector	4' Standard T8 / T12 Lamp with Electronic Ballast
136	NWS	Commercial	All	Hospital	Lighting	Linear Florescent Fixture Upgrade	40 W Reduction - 2"4' T8 Lamp Removal with Reflector	4' Standard T8 / T12 Lamp with Electronic Ballast
137	NWS	Commercial	All	K12 Education	Lighting	Linear Florescent Fixture Upgrade	40 W Reduction - 2"4' T8 Lamp Removal with Reflector	4' Standard T8 / T12 Lamp with Electronic Ballast
138	NWS	Commercial	All	Education with Summer Sessions	Lighting	Linear Florescent Fixture Upgrade	40 W Reduction - 2"4' T8 Lamp Removal with Reflector	4' Standard T8 / T12 Lamp with Electronic Ballast
139	NWS	Commercial	All	Lodging	Lighting	Linear Florescent Fixture Upgrade	40 W Reduction - 2"4' T8 Lamp Removal with Reflector	4' Standard T8 / T12 Lamp with Electronic Ballast
140	NWS	Commercial	All	General Large Commercial	Lighting	Linear Florescent Fixture Upgrade	40 W Reduction - 2"4' T8 Lamp Removal with Reflector	4' Standard T8 / T12 Lamp with Electronic Ballast
141	NWS	Commercial	All	General Small Commercial	Lighting	Linear Florescent Fixture Upgrade	40 W Reduction - 2"4' T8 Lamp Removal with Reflector	4' Standard T8 / T12 Lamp with Electronic Ballast
142	NWS	Commercial	All	Hospital	Lighting	Linear Florescent Fixture Upgrade	20 W Reduction - 2"4' LED Retrofit Kit	4' Standard T8 / T12 Lamp with Electronic Ballast
143	NWS	Commercial	All	K12 Education	Lighting	Linear Florescent Fixture Upgrade	20 W Reduction - 2"4' LED Retrofit Kit	4' Standard T8 / T12 Lamp with Electronic Ballast
144	NWS	Commercial	All	Education with Summer Sessions	Lighting	Linear Florescent Fixture Upgrade	20 W Reduction - 2"4' LED Retrofit Kit	4' Standard T8 / T12 Lamp with Electronic Ballast
145	NWS	Commercial	All	Lodging	Lighting	Linear Florescent Fixture Upgrade	20 W Reduction - 2"4' LED Retrofit Kit	4' Standard T8 / T12 Lamp with Electronic Ballast
146	NWS	Commercial	All	General Large Commercial	Lighting	Linear Florescent Fixture Upgrade	20 W Reduction - 2"4' LED Retrofit Kit	4' Standard T8 / T12 Lamp with Electronic Ballast
147	NWS	Commercial	All	General Small Commercial	Lighting	Linear Florescent Fixture Upgrade	20 W Reduction - 2"4' LED Retrofit Kit	4' Standard T8 / T12 Lamp with Electronic Ballast
148	NWS	Commercial	All	Hospital	Lighting	Linear Florescent Fixture Upgrade	40 W Reduction - 2"4' LED Retrofit Kit	4' Standard T8 / T12 Lamp with Electronic Ballast
149	NWS	Commercial	All	K12 Education	Lighting	Linear Florescent Fixture Upgrade	40 W Reduction - 2"4' LED Retrofit Kit	4' Standard T8 / T12 Lamp with Electronic Ballast
150	NWS	Commercial	All	Education with Summer Sessions	Lighting	Linear Florescent Fixture Upgrade	40 W Reduction - 2"4' LED Retrofit Kit	4' Standard T8 / T12 Lamp with Electronic Ballast
151	NWS	Commercial	All	Lodging	Lighting	Linear Florescent Fixture Upgrade	40 W Reduction - 2"4' LED Retrofit Kit	4' Standard T8 / T12 Lamp with Electronic Ballast
152	NWS	Commercial	All	General Large Commercial	Lighting	Linear Florescent Fixture Upgrade	40 W Reduction - 2"4' LED Retrofit Kit	4' Standard T8 / T12 Lamp with Electronic Ballast
153	NWS	Commercial	All	General Small Commercial	Lighting	Linear Florescent Fixture Upgrade	40 W Reduction - 2"4' LED Retrofit Kit	4' Standard T8 / T12 Lamp with Electronic Ballast
154	NWS	Commercial	All	Hospital	Lighting	Commercial Standard CFL	15 W CFL	43W EISA compliant lamp
155	NWS	Commercial	All	Hospital	Lighting	Commercial Standard CFL	21 W CFL replacing EISA-exempt incandescent lamp	79W EISA-exempt incandescent lamp
156	NWS	Commercial	All	K12 Education	Lighting	Commercial Standard CFL	15 W CFL	43W EISA compliant lamp
157	NWS	Commercial	All	K12 Education	Lighting	Commercial Standard CFL	21 W CFL replacing EISA-exempt incandescent lamp	79W EISA-exempt incandescent lamp
158	NWS	Commercial	All	Education with Summer Sessions	Lighting	Commercial Standard CFL	15 W CFL	43W EISA compliant lamp
159	NWS	Commercial	All	Education with Summer Sessions	Lighting	Commercial Standard CFL	21 W CFL replacing EISA-exempt incandescent lamp	79W EISA-exempt incandescent lamp
160	NWS	Commercial	All	Lodging	Lighting	Commercial Standard CFL	15 W CFL	43W EISA compliant lamp
161	NWS	Commercial	All	Lodging	Lighting	Commercial Standard CFL	21 W CFL replacing EISA-exempt incandescent lamp	79W EISA-exempt incandescent lamp
162	NWS	Commercial	All	General Large Commercial	Lighting	Commercial Standard CFL	15 W CFL	43W EISA compliant lamp
163	NWS	Commercial	All	General Large Commercial	Lighting	Commercial Standard CFL	21 W CFL replacing EISA-exempt incandescent lamp	79W EISA-exempt incandescent lamp
164	NWS	Commercial	All	General Small Commercial	Lighting	Commercial Standard CFL	15 W CFL	43W EISA compliant lamp
165	NWS	Commercial	All	General Small Commercial	Lighting	Commercial Standard CFL	21 W CFL replacing EISA-exempt incandescent lamp	79W EISA-exempt incandescent lamp
166	NWS	Commercial	All	Hospital	Lighting	LED Bulbs	12.5 W Omni-directional Energystar LED	43W EISA compliant lamp
167	NWS	Commercial	All	Hospital	Lighting	LED Bulbs	19 W LED replacing EISA-exempt incandescent lamp	79W EISA-exempt incandescent lamp
168	NWS	Commercial	All	K12 Education	Lighting	LED Bulbs	12.5 W Omni-directional Energystar LED	43W EISA compliant lamp
169	NWS	Commercial	All	K12 Education	Lighting	LED Bulbs	19 W LED replacing EISA-exempt incandescent lamp	79W EISA-exempt incandescent lamp
170	NWS	Commercial	All	Education with Summer Sessions	Lighting	LED Bulbs	12.5 W Omni-directional Energystar LED	43W EISA compliant lamp
171	NWS	Commercial	All	Education with Summer Sessions	Lighting	LED Bulbs	19 W LED replacing EISA-exempt incandescent lamp	79W EISA-exempt incandescent lamp
172	NWS	Commercial	All	Lodging	Lighting	LED Bulbs	12.5 W Omni-directional Energystar LED	43W EISA compliant lamp
173	NWS	Commercial	All	Lodging	Lighting	LED Bulbs	19 W LED replacing EISA-exempt incandescent lamp	79W EISA-exempt incandescent lamp
174	NWS	Commercial	All	General Large Commercial	Lighting	LED Bulbs	12.5 W Omni-directional Energystar LED	43W EISA compliant lamp
175	NWS	Commercial	All	General Large Commercial	Lighting	LED Bulbs	19 W LED replacing EISA-exempt incandescent lamp	79W EISA-exempt incandescent lamp
176	NWS	Commercial	All	General Small Commercial	Lighting	LED Bulbs	12.5 W Omni-directional Energystar LED	43W EISA compliant lamp
177	NWS	Commercial	All	General Small Commercial	Lighting	LED Bulbs	19 W LED replacing EISA-exempt incandescent lamp	79W EISA-exempt incandescent lamp
178	NWS	Commercial	Large Commercial	All	Lighting	Efficient High Bay Lighting	4-Lamp 32W HPT8 with High-BF Ballast	200W Pulse Start Metal-Halide
179	NWS	Commercial	Small Commercial	All	Lighting	Efficient High Bay Lighting	4-Lamp 32W HPT8 with High-BF Ballast	200W Pulse Start Metal-Halide
180	NWS	Commercial	Large Commercial	All	Lighting	Efficient High Bay Lighting	6-Lamp 32W HPT8 with High-BF Ballast or Equivalent LED	320W Pulse Start Metal-Halide

*N/A: Measure did not pass measure level screening and therefore was not included in a program.

MEASURE DESCRIPTION								
Measure ID	Weather Sensitive	Sector	Sub-Sector	Building Type	End Use	Measure Name	Efficient Measure Definition	Base Measure Definition
181	NWS	Commercial	Small Commercial	All	Lighting	Efficient High Bay Lighting	6-Lamp 32W HPT8 with High-BF Ballast or Equivalent LED	320W Pulse Start Metal-Halide
182	NWS	Commercial	Large Commercial	All	Lighting	Efficient High Bay Lighting	4-Lamp 32W HPT8 with High-BF Ballast	250 W Metal-Halide
183	NWS	Commercial	Small Commercial	All	Lighting	Efficient High Bay Lighting	4-Lamp 32W HPT8 with High-BF Ballast	250 W Metal-Halide
184	NWS	Commercial	Large Commercial	All	Lighting	Efficient High Bay Lighting	6-Lamp 32W HPT8 with High-BF Ballast or Equivalent LED	400W Metal-Halide
185	NWS	Commercial	Small Commercial	All	Lighting	Efficient High Bay Lighting	6-Lamp 32W HPT8 with High-BF Ballast or Equivalent LED	400W Metal-Halide
186	NWS	Commercial	Large Commercial	All	Lighting	Efficient High Bay Lighting	75W LED High Bay Fixtures	250 W Metal-Halide
187	NWS	Commercial	Small Commercial	All	Lighting	Efficient High Bay Lighting	75W LED High Bay Fixtures	250 W Metal-Halide
188	NWS	Commercial	Large Commercial	All	Lighting	Efficient High Bay Lighting	75W LED High Bay Fixtures	200W Pulse Start Metal-Halide
189	NWS	Commercial	Small Commercial	All	Lighting	Efficient High Bay Lighting	75W LED High Bay Fixtures	200W Pulse Start Metal-Halide
190	NWS	Commercial	Large Commercial	All	Lighting	Lighting Controls	Daylighting Control – Continuous Dimming	Uncontrolled Lighting System
191	NWS	Commercial	Large Commercial	All	Lighting	Lighting Controls	Daylighting Control – Multiple Step Dimming	Uncontrolled Lighting System
192	NWS	Commercial	Large Commercial	All	Lighting	Lighting Controls	Daylighting Control – ON/OFF (Indoor)	Uncontrolled Lighting System
193	NWS	Commercial	Large Commercial	All	Lighting	Lighting Controls	Occupancy Sensor	Uncontrolled Lighting System
194	NWS	Commercial	Large Commercial	All	Lighting	Lighting Controls	Occupancy Sensor w/ Daylighting Control – Continuous Dimming	Uncontrolled Lighting System
195	NWS	Commercial	Large Commercial	All	Lighting	Lighting Controls	Occupancy Sensor w/ Daylighting Control – Multiple Step Dimming	Uncontrolled Lighting System
196	NWS	Commercial	Large Commercial	All	Lighting	Lighting Controls	Occupancy Sensor w/ Daylighting Control – ON/OFF	Uncontrolled Lighting System
197	NWS	Commercial	Small Commercial	All	Lighting	Lighting Controls	Daylighting Control – Continuous Dimming	Uncontrolled Lighting System
198	NWS	Commercial	Small Commercial	All	Lighting	Lighting Controls	Daylighting Control – Multiple Step Dimming	Uncontrolled Lighting System
199	NWS	Commercial	Small Commercial	All	Lighting	Lighting Controls	Daylighting Control – ON/OFF (Indoor)	Uncontrolled Lighting System
200	NWS	Commercial	Small Commercial	All	Lighting	Lighting Controls	Occupancy Sensor	Uncontrolled Lighting System
201	NWS	Commercial	Small Commercial	All	Lighting	Lighting Controls	Occupancy Sensor w/ Daylighting Control – Continuous Dimming	Uncontrolled Lighting System
202	NWS	Commercial	Small Commercial	All	Lighting	Lighting Controls	Occupancy Sensor w/ Daylighting Control – Multiple Step Dimming	Uncontrolled Lighting System
203	NWS	Commercial	Small Commercial	All	Lighting	Lighting Controls	Occupancy Sensor w/ Daylighting Control – ON/OFF	Uncontrolled Lighting System
204	NWS	Commercial	Small Commercial	All	Lighting	LED Exit Signs	LED exit sign	non-LED light-source
205	NWS	Commercial	All	Hospital	Refrigeration	Electronically Commutated Motors (ECM) for Walk-in and Reach-in Coolers/Freezers	Electronically Commutated Motors (ECM) for Walk-in and Reach-in Coolers/Freezers	Shaded Pole Motor
206	NWS	Commercial	All	K12 Education	Refrigeration	Electronically Commutated Motors (ECM) for Walk-in and Reach-in Coolers/Freezers	Electronically Commutated Motors (ECM) for Walk-in and Reach-in Coolers/Freezers	Shaded Pole Motor
207	NWS	Commercial	All	Education with Summer Sessions	Refrigeration	Electronically Commutated Motors (ECM) for Walk-in and Reach-in Coolers/Freezers	Electronically Commutated Motors (ECM) for Walk-in and Reach-in Coolers/Freezers	Shaded Pole Motor
208	NWS	Commercial	All	Lodging	Refrigeration	Electronically Commutated Motors (ECM) for Walk-in and Reach-in Coolers/Freezers	Electronically Commutated Motors (ECM) for Walk-in and Reach-in Coolers/Freezers	Shaded Pole Motor
209	NWS	Commercial	All	Food Sales	Refrigeration	Electronically Commutated Motors (ECM) for Walk-in and Reach-in Coolers/Freezers	Electronically Commutated Motors (ECM) for Walk-in and Reach-in Coolers/Freezers	Shaded Pole Motor
210	NWS	Commercial	All	Restaurant	Refrigeration	Electronically Commutated Motors (ECM) for Walk-in and Reach-in Coolers/Freezers	Electronically Commutated Motors (ECM) for Walk-in and Reach-in Coolers/Freezers	Shaded Pole Motor
211	NWS	Commercial	All	Hospital	Refrigeration	ENERGY STAR Solid Door Refrigerator	Estar Commercial Refrigerators - Solid Door - up to 15 ft3 capacity	Existing EPAct 2005-Compliant Refrigerator
212	NWS	Commercial	All	Hospital	Refrigeration	ENERGY STAR Solid Door Refrigerator	Estar Commercial Refrigerators - Solid Door - 15 to 30ft3 capacity	Existing EPAct 2005-Compliant Refrigerator
213	NWS	Commercial	All	Hospital	Refrigeration	ENERGY STAR Solid Door Refrigerator	Estar Commercial Refrigerators - Solid Door - 30 to 50 ft3	Existing EPAct 2005-Compliant Refrigerator
214	NWS	Commercial	All	Hospital	Refrigeration	ENERGY STAR Solid Door Refrigerator	Estar Commercial Refrigerators - Solid Door - greater than 50 ft3 capacity	Existing EPAct 2005-Compliant Refrigerator
215	NWS	Commercial	All	Hospital	Refrigeration	ENERGY STAR Solid Door Freezer	Estar Commercial Freezers - Solid Door - up to 15 ft3 capacity	Existing EPAct 2005-Compliant Freezer
216	NWS	Commercial	All	Hospital	Refrigeration	ENERGY STAR Solid Door Freezer	Estar Commercial Freezers - Solid Door - 15 to 30ft3 capacity	Existing EPAct 2005-Compliant Freezer
217	NWS	Commercial	All	Hospital	Refrigeration	ENERGY STAR Solid Door Freezer	Estar Commercial Freezers - Solid Door - 30 to 50 ft3	Existing EPAct 2005-Compliant Freezer
218	NWS	Commercial	All	Hospital	Refrigeration	ENERGY STAR Solid Door Freezer	Estar Commercial Freezers - Solid Door - greater than 50 ft3 capacity	Existing EPAct 2005-Compliant Freezer
219	NWS	Commercial	All	K12 Education	Refrigeration	ENERGY STAR Solid Door Refrigerator	Estar Commercial Refrigerators - Solid Door - up to 15 ft3 capacity	Existing EPAct 2005-Compliant Refrigerator
220	NWS	Commercial	All	K12 Education	Refrigeration	ENERGY STAR Solid Door Refrigerator	Estar Commercial Refrigerators - Solid Door - 15 to 30ft3 capacity	Existing EPAct 2005-Compliant Refrigerator
221	NWS	Commercial	All	K12 Education	Refrigeration	ENERGY STAR Solid Door Refrigerator	Estar Commercial Refrigerators - Solid Door - 30 to 50 ft3	Existing EPAct 2005-Compliant Refrigerator
222	NWS	Commercial	All	K12 Education	Refrigeration	ENERGY STAR Solid Door Refrigerator	Estar Commercial Refrigerators - Solid Door - greater than 50 ft3 capacity	Existing EPAct 2005-Compliant Refrigerator
223	NWS	Commercial	All	K12 Education	Refrigeration	ENERGY STAR Solid Door Freezer	Estar Commercial Freezers - Solid Door - up to 15 ft3 capacity	Existing EPAct 2005-Compliant Freezer
224	NWS	Commercial	All	K12 Education	Refrigeration	ENERGY STAR Solid Door Freezer	Estar Commercial Freezers - Solid Door - 15 to 30ft3 capacity	Existing EPAct 2005-Compliant Freezer
225	NWS	Commercial	All	K12 Education	Refrigeration	ENERGY STAR Solid Door Freezer	Estar Commercial Freezers - Solid Door - 30 to 50 ft3	Existing EPAct 2005-Compliant Freezer
226	NWS	Commercial	All	K12 Education	Refrigeration	ENERGY STAR Solid Door Freezer	Estar Commercial Freezers - Solid Door - greater than 50 ft3 capacity	Existing EPAct 2005-Compliant Freezer
227	NWS	Commercial	All	Education with Summer Sessions	Refrigeration	ENERGY STAR Solid Door Refrigerator	Estar Commercial Refrigerators - Solid Door - up to 15 ft3 capacity	Existing EPAct 2005-Compliant Refrigerator
228	NWS	Commercial	All	Education with Summer Sessions	Refrigeration	ENERGY STAR Solid Door Refrigerator	Estar Commercial Refrigerators - Solid Door - 15 to 30ft3 capacity	Existing EPAct 2005-Compliant Refrigerator
229	NWS	Commercial	All	Education with Summer Sessions	Refrigeration	ENERGY STAR Solid Door Refrigerator	Estar Commercial Refrigerators - Solid Door - 30 to 50 ft3	Existing EPAct 2005-Compliant Refrigerator
230	NWS	Commercial	All	Education with Summer Sessions	Refrigeration	ENERGY STAR Solid Door Refrigerator	Estar Commercial Refrigerators - Solid Door - greater than 50 ft3 capacity	Existing EPAct 2005-Compliant Refrigerator
231	NWS	Commercial	All	Education with Summer Sessions	Refrigeration	ENERGY STAR Solid Door Freezer	Estar Commercial Freezers - Solid Door - up to 15 ft3 capacity	Existing EPAct 2005-Compliant Freezer
232	NWS	Commercial	All	Education with Summer Sessions	Refrigeration	ENERGY STAR Solid Door Freezer	Estar Commercial Freezers - Solid Door - 15 to 30ft3 capacity	Existing EPAct 2005-Compliant Freezer
233	NWS	Commercial	All	Education with Summer Sessions	Refrigeration	ENERGY STAR Solid Door Freezer	Estar Commercial Freezers - Solid Door - 30 to 50 ft3	Existing EPAct 2005-Compliant Freezer
234	NWS	Commercial	All	Education with Summer Sessions	Refrigeration	ENERGY STAR Solid Door Freezer	Estar Commercial Freezers - Solid Door - greater than 50 ft3 capacity	Existing EPAct 2005-Compliant Freezer
235	NWS	Commercial	All	Lodging	Refrigeration	ENERGY STAR Solid Door Refrigerator	Estar Commercial Refrigerators - Solid Door - up to 15 ft3 capacity	Existing EPAct 2005-Compliant Refrigerator
236	NWS	Commercial	All	Lodging	Refrigeration	ENERGY STAR Solid Door Refrigerator	Estar Commercial Refrigerators - Solid Door - 15 to 30ft3 capacity	Existing EPAct 2005-Compliant Refrigerator
237	NWS	Commercial	All	Lodging	Refrigeration	ENERGY STAR Solid Door Refrigerator	Estar Commercial Refrigerators - Solid Door - 30 to 50 ft3	Existing EPAct 2005-Compliant Refrigerator
238	NWS	Commercial	All	Lodging	Refrigeration	ENERGY STAR Solid Door Refrigerator	Estar Commercial Refrigerators - Solid Door - greater than 50 ft3 capacity	Existing EPAct 2005-Compliant Refrigerator
239	NWS	Commercial	All	Lodging	Refrigeration	ENERGY STAR Solid Door Freezer	Estar Commercial Freezers - Solid Door - up to 15 ft3 capacity	Existing EPAct 2005-Compliant Freezer
240	NWS	Commercial	All	Lodging	Refrigeration	ENERGY STAR Solid Door Freezer	Estar Commercial Freezers - Solid Door - 15 to 30ft3 capacity	Existing EPAct 2005-Compliant Freezer

*N/A: Measure did not pass measure level screening and therefore was not included in a program.

MEASURE DESCRIPTION								
Measure ID	Weather Sensitive	Sector	Sub-Sector	Building Type	End Use	Measure Name	Efficient Measure Definition	Base Measure Definition
241	NWS	Commercial	All	Lodging	Refrigeration	ENERGY STAR Solid Door Freezer	Estar Commercial Freezers - Solid Door - 30 to 50 ft3	Existing EPAct 2005-Compliant Freezer
242	NWS	Commercial	All	Lodging	Refrigeration	ENERGY STAR Solid Door Freezer	Estar Commercial Freezers - Solid Door - greater than 50 ft3 capacity	Existing EPAct 2005-Compliant Freezer
243	NWS	Commercial	All	Food Sales	Refrigeration	ENERGY STAR Solid Door Refrigerator	Estar Commercial Refrigerators - Solid Door - up to 15 ft3 capacity	Existing EPAct 2005-Compliant Refrigerator
244	NWS	Commercial	All	Food Sales	Refrigeration	ENERGY STAR Solid Door Refrigerator	Estar Commercial Refrigerators - Solid Door - 15 to 30ft3 capacity	Existing EPAct 2005-Compliant Refrigerator
245	NWS	Commercial	All	Food Sales	Refrigeration	ENERGY STAR Solid Door Refrigerator	Estar Commercial Refrigerators - Solid Door - 30 to 50 ft3	Existing EPAct 2005-Compliant Refrigerator
246	NWS	Commercial	All	Food Sales	Refrigeration	ENERGY STAR Solid Door Refrigerator	Estar Commercial Refrigeratorls - Solid Door - greater than 50 ft3 capacity	Existing EPAct 2005-Compliant Refrigerator
247	NWS	Commercial	All	Food Sales	Refrigeration	ENERGY STAR Solid Door Freezer	Estar Commercial Freezers - Solid Door - up to 15 ft3 capacity	Existing EPAct 2005-Compliant Freezer
248	NWS	Commercial	All	Food Sales	Refrigeration	ENERGY STAR Solid Door Freezer	Estar Commercial Freezers - Solid Door - 15 to 30ft3 capacity	Existing EPAct 2005-Compliant Freezer
249	NWS	Commercial	All	Food Sales	Refrigeration	ENERGY STAR Solid Door Freezer	Estar Commercial Freezers - Solid Door - 30 to 50 ft3	Existing EPAct 2005-Compliant Freezer
250	NWS	Commercial	All	Food Sales	Refrigeration	ENERGY STAR Solid Door Freezer	Estar Commercial Freezers - Solid Door - greater than 50 ft3 capacity	Existing EPAct 2005-Compliant Freezer
251	NWS	Commercial	All	Restaurant	Refrigeration	ENERGY STAR Solid Door Refrigerator	Estar Commercial Refrigerators - Solid Door - up to 15 ft3 capacity	Existing EPAct 2005-Compliant Refrigerator
252	NWS	Commercial	All	Restaurant	Refrigeration	ENERGY STAR Solid Door Refrigerator	Estar Commercial Refrigerators - Solid Door - 15 to 30ft3 capacity	Existing EPAct 2005-Compliant Refrigerator
253	NWS	Commercial	All	Restaurant	Refrigeration	ENERGY STAR Solid Door Refrigerator	Estar Commercial Refrigerators - Solid Door - 30 to 50 ft3	Existing EPAct 2005-Compliant Refrigerator
254	NWS	Commercial	All	Restaurant	Refrigeration	ENERGY STAR Solid Door Refrigerator	Estar Commercial Refrigeratorls - Solid Door - greater than 50 ft3 capacity	Existing EPAct 2005-Compliant Refrigerator
255	NWS	Commercial	All	Restaurant	Refrigeration	ENERGY STAR Solid Door Freezer	Estar Commercial Freezers - Solid Door - up to 15 ft3 capacity	Existing EPAct 2005-Compliant Freezer
256	NWS	Commercial	All	Restaurant	Refrigeration	ENERGY STAR Solid Door Freezer	Estar Commercial Freezers - Solid Door - 15 to 30ft3 capacity	Existing EPAct 2005-Compliant Freezer
257	NWS	Commercial	All	Restaurant	Refrigeration	ENERGY STAR Solid Door Freezer	Estar Commercial Freezers - Solid Door - 30 to 50 ft3	Existing EPAct 2005-Compliant Freezer
258	NWS	Commercial	All	Restaurant	Refrigeration	ENERGY STAR Solid Door Freezer	Estar Commercial Freezers - Solid Door - greater than 50 ft3 capacity	Existing EPAct 2005-Compliant Freezer
259	NWS	Commercial	All	Hospital	Refrigeration	Vending Machine Occupancy Controls	Refrigerated beverage vending machine (cans or bottles) w/ control	Refrigerated beverage vending machine (cans or bottles) w/o control
260	NWS	Commercial	All	Hospital	Refrigeration	Vending Machine Occupancy Controls	Refrigerated reach-in cooler w/ control	Refrigerated reach-in cooler w/o control
261	NWS	Commercial	All	Hospital	Refrigeration	Vending Machine Occupancy Controls	Non-refrigerated snack vending machine w/ control	Non-refrigerated snack vending machine w/o control
262	NWS	Commercial	All	K12 Education	Refrigeration	Vending Machine Occupancy Controls	Refrigerated beverage vending machine (cans or bottles) w/ control	Refrigerated beverage vending machine (cans or bottles) w/o control
263	NWS	Commercial	All	K12 Education	Refrigeration	Vending Machine Occupancy Controls	Refrigerated reach-in cooler w/ control	Refrigerated reach-in cooler w/o control
264	NWS	Commercial	All	K12 Education	Refrigeration	Vending Machine Occupancy Controls	Non-refrigerated snack vending machine w/ control	Non-refrigerated snack vending machine w/o control
265	NWS	Commercial	All	Education with Summer Sessions	Refrigeration	Vending Machine Occupancy Controls	Refrigerated beverage vending machine (cans or bottles) w/ control	Refrigerated beverage vending machine (cans or bottles) w/o control
266	NWS	Commercial	All	Education with Summer Sessions	Refrigeration	Vending Machine Occupancy Controls	Refrigerated reach-in cooler w/ control	Refrigerated reach-in cooler w/o control
267	NWS	Commercial	All	Education with Summer Sessions	Refrigeration	Vending Machine Occupancy Controls	Non-refrigerated snack vending machine w/ control	Non-refrigerated snack vending machine w/o control
268	NWS	Commercial	All	Lodging	Refrigeration	Vending Machine Occupancy Controls	Refrigerated beverage vending machine (cans or bottles) w/ control	Refrigerated beverage vending machine (cans or bottles) w/o control
269	NWS	Commercial	All	Lodging	Refrigeration	Vending Machine Occupancy Controls	Refrigerated reach-in cooler w/ control	Refrigerated reach-in cooler w/o control
270	NWS	Commercial	All	Lodging	Refrigeration	Vending Machine Occupancy Controls	Non-refrigerated snack vending machine w/ control	Non-refrigerated snack vending machine w/o control
271	NWS	Commercial	All	Food Sales	Refrigeration	Vending Machine Occupancy Controls	Refrigerated beverage vending machine (cans or bottles) w/ control	Refrigerated beverage vending machine (cans or bottles) w/o control
272	NWS	Commercial	All	Food Sales	Refrigeration	Vending Machine Occupancy Controls	Refrigerated reach-in cooler w/ control	Refrigerated reach-in cooler w/o control
273	NWS	Commercial	All	Food Sales	Refrigeration	Vending Machine Occupancy Controls	Non-refrigerated snack vending machine w/ control	Non-refrigerated snack vending machine w/o control
274	NWS	Commercial	All	Restaurant	Refrigeration	Vending Machine Occupancy Controls	Refrigerated beverage vending machine (cans or bottles) w/ control	Refrigerated beverage vending machine (cans or bottles) w/o control
275	NWS	Commercial	All	Restaurant	Refrigeration	Vending Machine Occupancy Controls	Refrigerated reach-in cooler w/ control	Refrigerated reach-in cooler w/o control
276	NWS	Commercial	All	Restaurant	Refrigeration	Vending Machine Occupancy Controls	Non-refrigerated snack vending machine w/ control	Non-refrigerated snack vending machine w/o control
277	NWS	Commercial	All	Hospital	Refrigeration	Automatic Door Closer for Walk-in Coolers and Freezers	Walk-in cooler w/ automatic, hydraulic enclosure	Walk-in cooler w/o automatic enclosure
278	NWS	Commercial	All	Hospital	Refrigeration	Automatic Door Closer for Walk-in Coolers and Freezers	Walk-in freezer w/ automatic, hydraulic enclosure	Walk-in freezer w/o automatic enclosure
279	NWS	Commercial	All	K12 Education	Refrigeration	Automatic Door Closer for Walk-in Coolers and Freezers	Walk-in cooler w/ automatic, hydraulic enclosure	Walk-in cooler w/o automatic enclosure
280	NWS	Commercial	All	K12 Education	Refrigeration	Automatic Door Closer for Walk-in Coolers and Freezers	Walk-in freezer w/ automatic, hydraulic enclosure	Walk-in freezer w/o automatic enclosure
281	NWS	Commercial	All	Education with Summer Sessions	Refrigeration	Automatic Door Closer for Walk-in Coolers and Freezers	Walk-in cooler w/ automatic, hydraulic enclosure	Walk-in cooler w/o automatic enclosure
282	NWS	Commercial	All	Education with Summer Sessions	Refrigeration	Automatic Door Closer for Walk-in Coolers and Freezers	Walk-in freezer w/ automatic, hydraulic enclosure	Walk-in freezer w/o automatic enclosure
283	NWS	Commercial	All	Lodging	Refrigeration	Automatic Door Closer for Walk-in Coolers and Freezers	Walk-in cooler w/ automatic, hydraulic enclosure	Walk-in cooler w/o automatic enclosure
284	NWS	Commercial	All	Lodging	Refrigeration	Automatic Door Closer for Walk-in Coolers and Freezers	Walk-in freezer w/ automatic, hydraulic enclosure	Walk-in freezer w/o automatic enclosure
285	NWS	Commercial	All	Food Sales	Refrigeration	Automatic Door Closer for Walk-in Coolers and Freezers	Walk-in cooler w/ automatic, hydraulic enclosure	Walk-in cooler w/o automatic enclosure
286	NWS	Commercial	All	Food Sales	Refrigeration	Automatic Door Closer for Walk-in Coolers and Freezers	Walk-in freezer w/ automatic, hydraulic enclosure	Walk-in freezer w/o automatic enclosure
287	NWS	Commercial	All	Restaurant	Refrigeration	Automatic Door Closer for Walk-in Coolers and Freezers	Walk-in cooler w/ automatic, hydraulic enclosure	Walk-in cooler w/o automatic enclosure
288	NWS	Commercial	All	Restaurant	Refrigeration	Automatic Door Closer for Walk-in Coolers and Freezers	Walk-in freezer w/ automatic, hydraulic enclosure	Walk-in freezer w/o automatic enclosure
289	NWS	Commercial	All	Food Sales	Refrigeration	Door Heater Controls for Cooler or Freezer	Commercial glass door cooler w/ standard heated door w/ humidity controls	Commercial glass door cooler w/ standard heated door w/o controls - low temp (-35-0)
290	NWS	Commercial	All	Food Sales	Refrigeration	Door Heater Controls for Cooler or Freezer	Commercial refrigerator w/ standard heated door w/ humidity controls	Commercial refrigerator w/ standard heated door w/o controls - medium temp (0-20)
291	NWS	Commercial	All	Food Sales	Refrigeration	Door Heater Controls for Cooler or Freezer	Commercial refrigerator w/ standard heated door w/ humidity controls	Commercial refrigerator w/ standard heated door w/o controls - high temp (20-45)
292	NWS	Commercial	All	Food Sales	Refrigeration	Door Heater Controls for Cooler or Freezer	Commercial glass door cooler w/ standard heated door w/ conductivity controls	Commercial glass door cooler w/ standard heated door w/o controls - low temp (-35-0)
293	NWS	Commercial	All	Food Sales	Refrigeration	Door Heater Controls for Cooler or Freezer	Commercial refrigerator w/ standard heated door w/ conductivity controls	Commercial refrigerator w/ standard heated door w/o controls - medium temp (0-20)
294	NWS	Commercial	All	Food Sales	Refrigeration	Door Heater Controls for Cooler or Freezer	Commercial refrigerator w/ standard heated door w/ conductivity controls	Commercial refrigerator w/ standard heated door w/o controls - high temp (20-45)
295	NWS	Commercial	All	Restaurant	Refrigeration	Door Heater Controls for Cooler or Freezer	Commercial glass door cooler w/ standard heated door w/ humidity controls	Commercial glass door cooler w/ standard heated door w/o controls - low temp (-35-0)
296	NWS	Commercial	All	Restaurant	Refrigeration	Door Heater Controls for Cooler or Freezer	Commercial refrigerator w/ standard heated door w/ humidity controls	Commercial refrigerator w/ standard heated door w/o controls - medium temp (0-20)
297	NWS	Commercial	All	Restaurant	Refrigeration	Door Heater Controls for Cooler or Freezer	Commercial refrigerator w/ standard heated door w/ humidity controls	Commercial refrigerator w/ standard heated door w/o controls - high temp (20-45)
298	NWS	Commercial	All	Restaurant	Refrigeration	Door Heater Controls for Cooler or Freezer	Commercial glass door cooler w/ standard heated door w/ conductivity controls	Commercial glass door cooler w/ standard heated door w/o controls - low temp (-35-0)
299	NWS	Commercial	All	Restaurant	Refrigeration	Door Heater Controls for Cooler or Freezer	Commercial refrigerator w/ standard heated door w/ conductivity controls	Commercial refrigerator w/ standard heated door w/o controls - medium temp (0-20)
300	NWS	Commercial	All	Restaurant	Refrigeration	Door Heater Controls for Cooler or Freezer	Commercial refrigerator w/ standard heated door w/ conductivity controls	Commercial refrigerator w/ standard heated door w/o controls - high temp (20-45)

*N/A: Measure did not pass measure level screening and therefore was not included in a program.

MEASURE DESCRIPTION								
Measure ID	Weather Sensitive	Sector	Sub-Sector	Building Type	End Use	Measure Name	Efficient Measure Definition	Base Measure Definition
301	NWS	Commercial	All	Hospital	Refrigeration	Evaporator Fan Control	Evaporator fan controller that reduces fan power	Cooler w/ continuously running evaporator fan
302	NWS	Commercial	All	K12 Education	Refrigeration	Evaporator Fan Control	Evaporator fan controller that reduces fan power	Cooler w/ continuously running evaporator fan
303	NWS	Commercial	All	Education with Summer Sessions	Refrigeration	Evaporator Fan Control	Evaporator fan controller that reduces fan power	Cooler w/ continuously running evaporator fan
304	NWS	Commercial	All	Lodging	Refrigeration	Evaporator Fan Control	Evaporator fan controller that reduces fan power	Cooler w/ continuously running evaporator fan
305	NWS	Commercial	All	Food Sales	Refrigeration	Evaporator Fan Control	Evaporator fan controller that reduces fan power	Cooler w/ continuously running evaporator fan
306	NWS	Commercial	All	Restaurant	Refrigeration	Evaporator Fan Control	Evaporator fan controller that reduces fan power	Cooler w/ continuously running evaporator fan
307	NWS	Commercial	All	Hospital	Refrigeration	Strip Curtain for Walk-in Coolers and Freezers	Polyethylene strip curtain added to a walk-in freezer	Walk-in freezer w/ no strip curtain or old, ineffective strip curtain
308	NWS	Commercial	All	Hospital	Refrigeration	Strip Curtain for Walk-in Coolers and Freezers	Polyethylene strip curtain added to a walk-in cooler	Walk-in cooler w/ no strip curtain or old, ineffective strip curtain
309	NWS	Commercial	All	K12 Education	Refrigeration	Strip Curtain for Walk-in Coolers and Freezers	Polyethylene strip curtain added to a walk-in freezer	Walk-in freezer w/ no strip curtain or old, ineffective strip curtain
310	NWS	Commercial	All	K12 Education	Refrigeration	Strip Curtain for Walk-in Coolers and Freezers	Polyethylene strip curtain added to a walk-in cooler	Walk-in cooler w/ no strip curtain or old, ineffective strip curtain
311	NWS	Commercial	All	Education with Summer Sessions	Refrigeration	Strip Curtain for Walk-in Coolers and Freezers	Polyethylene strip curtain added to a walk-in freezer	Walk-in freezer w/ no strip curtain or old, ineffective strip curtain
312	NWS	Commercial	All	Education with Summer Sessions	Refrigeration	Strip Curtain for Walk-in Coolers and Freezers	Polyethylene strip curtain added to a walk-in cooler	Walk-in cooler w/ no strip curtain or old, ineffective strip curtain
313	NWS	Commercial	All	Lodging	Refrigeration	Strip Curtain for Walk-in Coolers and Freezers	Polyethylene strip curtain added to a walk-in freezer	Walk-in freezer w/ no strip curtain or old, ineffective strip curtain
314	NWS	Commercial	All	Lodging	Refrigeration	Strip Curtain for Walk-in Coolers and Freezers	Polyethylene strip curtain added to a walk-in cooler	Walk-in cooler w/ no strip curtain or old, ineffective strip curtain
315	NWS	Commercial	All	Food Sales	Refrigeration	Strip Curtain for Walk-in Coolers and Freezers	Polyethylene strip curtain added to a walk-in freezer	Walk-in freezer w/ no strip curtain or old, ineffective strip curtain
316	NWS	Commercial	All	Food Sales	Refrigeration	Strip Curtain for Walk-in Coolers and Freezers	Polyethylene strip curtain added to a walk-in cooler	Walk-in cooler w/ no strip curtain or old, ineffective strip curtain
317	NWS	Commercial	All	Restaurant	Refrigeration	Strip Curtain for Walk-in Coolers and Freezers	Polyethylene strip curtain added to a walk-in freezer	Walk-in freezer w/ no strip curtain or old, ineffective strip curtain
318	NWS	Commercial	All	Restaurant	Refrigeration	Strip Curtain for Walk-in Coolers and Freezers	Polyethylene strip curtain added to a walk-in cooler	Walk-in cooler w/ no strip curtain or old, ineffective strip curtain
319	NWS	Commercial	All	Hospital	Food Services Equipment	ENERGY STAR Dishwasher	ENERGY STAR certified dishwasher - low temp - Under Counter	non-ENERGYSTAR dishwasher at end of life - low temp -Under Counter- electric building and booster water heating
320	NWS	Commercial	All	Hospital	Food Services Equipment	ENERGY STAR Dishwasher	ENERGY STAR certified dishwasher - low temp - Stationary Single Tank Door	non-ENERGYSTAR dishwasher at end of life - low temp -Stationary Single Tank Door - electric building and booster water heating
321	NWS	Commercial	All	Hospital	Food Services Equipment	ENERGY STAR Dishwasher	ENERGY STAR certified dishwasher - low temp - Single Tank Conveyor	non-ENERGYSTAR dishwasher at end of life - low temp - Single Tank Conveyor - electric building and booster water heating
322	NWS	Commercial	All	Hospital	Food Services Equipment	ENERGY STAR Dishwasher	ENERGY STAR certified dishwasher - low temp - Multi Tank Conveyor	non-ENERGYSTAR dishwasher at end of life - low temp - Multi Tank Conveyor - electric building and booster water heating
323	NWS	Commercial	All	Hospital	Food Services Equipment	ENERGY STAR Dishwasher	ENERGY STAR certified dishwasher - high temp - Under Counter	non-ENERGYSTAR dishwasher at end of life - high temp -Under Counter- electric building and booster water heating
324	NWS	Commercial	All	Hospital	Food Services Equipment	ENERGY STAR Dishwasher	ENERGY STAR certified dishwasher - high temp - Stationary Single Tank Door	non-ENERGYSTAR dishwasher at end of life - high temp -Stationary Single Tank Door - electric building and booster water heating
325	NWS	Commercial	All	Hospital	Food Services Equipment	ENERGY STAR Dishwasher	ENERGY STAR certified dishwasher - high temp - Single Tank Conveyor	non-ENERGYSTAR dishwasher at end of life - high temp - Single Tank Conveyor - electric building and booster water heating
326	NWS	Commercial	All	Hospital	Food Services Equipment	ENERGY STAR Dishwasher	ENERGY STAR certified dishwasher - high temp - Multi Tank Conveyor	non-ENERGYSTAR dishwasher at end of life - high temp - Multi Tank Conveyor - electric building and booster water heating
327	NWS	Commercial	All	Hospital	Food Services Equipment	ENERGY STAR Dishwasher	ENERGY STAR certified dishwasher - high temp - Pot, Pan, and Utensil	non-ENERGYSTAR dishwasher at end of life - high temp -Pot, Pan, and Utensil- electric building and booster water heating
328	NWS	Commercial	All	Hospital	Food Services Equipment	ENERGY STAR Dishwasher	ENERGY STAR certified dishwasher - low temp - Under Counter	non-ENERGYSTAR dishwasher at end of life - low temp -Under Counter- electric building and natural gas booster water heating
329	NWS	Commercial	All	Hospital	Food Services Equipment	ENERGY STAR Dishwasher	ENERGY STAR certified dishwasher - low temp - Stationary Single Tank Door	non-ENERGYSTAR dishwasher at end of life - low temp -Stationary Single Tank Door - electric building and natural gas booster water heating
330	NWS	Commercial	All	Hospital	Food Services Equipment	ENERGY STAR Dishwasher	ENERGY STAR certified dishwasher - low temp - Single Tank Conveyor	non-ENERGYSTAR dishwasher at end of life - low temp - Single Tank Conveyor - electric building and natural gas booster water heating
331	NWS	Commercial	All	Hospital	Food Services Equipment	ENERGY STAR Dishwasher	ENERGY STAR certified dishwasher - low temp - Multi Tank Conveyor	non-ENERGYSTAR dishwasher at end of life - low temp - Multi Tank Conveyor - electric building and natural gas booster water heating
332	NWS	Commercial	All	Hospital	Food Services Equipment	ENERGY STAR Dishwasher	ENERGY STAR certified dishwasher - high temp - Under Counter	non-ENERGYSTAR dishwasher at end of life - high temp -Under Counter- electric building and natural g booster water heating
333	NWS	Commercial	All	Hospital	Food Services Equipment	ENERGY STAR Dishwasher	ENERGY STAR certified dishwasher - high temp - Stationary Single Tank Door	non-ENERGYSTAR dishwasher at end of life - high temp -Stationary Single Tank Door - electric building and natural gas booster water heating
334	NWS	Commercial	All	Hospital	Food Services Equipment	ENERGY STAR Dishwasher	ENERGY STAR certified dishwasher - high temp - Single Tank Conveyor	non-ENERGYSTAR dishwasher at end of life - high temp - Single Tank Conveyor - electric building and natural gas booster water heating
335	NWS	Commercial	All	Hospital	Food Services Equipment	ENERGY STAR Dishwasher	ENERGY STAR certified dishwasher - high temp - Multi Tank Conveyor	non-ENERGYSTAR dishwasher at end of life - high temp - Multi Tank Conveyor - electric building and natural gas booster water heating
336	NWS	Commercial	All	Hospital	Food Services Equipment	ENERGY STAR Dishwasher	ENERGY STAR certified dishwasher - high temp - Pot, Pan, and Utensil	non-ENERGYSTAR dishwasher at end of life - high temp -Pot, Pan, and Utensil- electric building and natural gas booster water heating
337	NWS	Commercial	All	K12 Education	Food Services Equipment	ENERGY STAR Dishwasher	ENERGY STAR certified dishwasher - low temp - Under Counter	non-ENERGYSTAR dishwasher at end of life - low temp -Under Counter- electric building and booster water heating
338	NWS	Commercial	All	K12 Education	Food Services Equipment	ENERGY STAR Dishwasher	ENERGY STAR certified dishwasher - low temp - Stationary Single Tank Door	non-ENERGYSTAR dishwasher at end of life - low temp -Stationary Single Tank Door - electric building and booster water heating
339	NWS	Commercial	All	K12 Education	Food Services Equipment	ENERGY STAR Dishwasher	ENERGY STAR certified dishwasher - low temp - Single Tank Conveyor	non-ENERGYSTAR dishwasher at end of life - low temp - Single Tank Conveyor - electric building and booster water heating
340	NWS	Commercial	All	K12 Education	Food Services Equipment	ENERGY STAR Dishwasher	ENERGY STAR certified dishwasher - low temp - Multi Tank Conveyor	non-ENERGYSTAR dishwasher at end of life - low temp - Multi Tank Conveyor - electric building and booster water heating
341	NWS	Commercial	All	K12 Education	Food Services Equipment	ENERGY STAR Dishwasher	ENERGY STAR certified dishwasher - high temp - Under Counter	non-ENERGYSTAR dishwasher at end of life - high temp -Under Counter- electric building and booster water heating
342	NWS	Commercial	All	K12 Education	Food Services Equipment	ENERGY STAR Dishwasher	ENERGY STAR certified dishwasher - high temp - Stationary Single Tank Door	non-ENERGYSTAR dishwasher at end of life - high temp -Stationary Single Tank Door - electric building and booster water heating
343	NWS	Commercial	All	K12 Education	Food Services Equipment	ENERGY STAR Dishwasher	ENERGY STAR certified dishwasher - high temp - Single Tank Conveyor	non-ENERGYSTAR dishwasher at end of life - high temp - Single Tank Conveyor - electric building and booster water heating
344	NWS	Commercial	All	K12 Education	Food Services Equipment	ENERGY STAR Dishwasher	ENERGY STAR certified dishwasher - high temp - Multi Tank Conveyor	non-ENERGYSTAR dishwasher at end of life - high temp - Multi Tank Conveyor - electric building and booster water heating
345	NWS	Commercial	All	K12 Education	Food Services Equipment	ENERGY STAR Dishwasher	ENERGY STAR certified dishwasher - high temp - Pot, Pan, and Utensil	non-ENERGYSTAR dishwasher at end of life - high temp -Pot, Pan, and Utensil- electric building and booster water heating
346	NWS	Commercial	All	K12 Education	Food Services Equipment	ENERGY STAR Dishwasher	ENERGY STAR certified dishwasher - low temp - Under Counter	non-ENERGYSTAR dishwasher at end of life - low temp -Under Counter- electric building and natural gas booster water heating
347	NWS	Commercial	All	K12 Education	Food Services Equipment	ENERGY STAR Dishwasher	ENERGY STAR certified dishwasher - low temp - Stationary Single Tank Door	non-ENERGYSTAR dishwasher at end of life - low temp -Stationary Single Tank Door - electric building and natural gas booster water heating
348	NWS	Commercial	All	K12 Education	Food Services Equipment	ENERGY STAR Dishwasher	ENERGY STAR certified dishwasher - low temp - Single Tank Conveyor	non-ENERGYSTAR dishwasher at end of life - low temp - Single Tank Conveyor - electric building and natural gas booster water heating
349	NWS	Commercial	All	K12 Education	Food Services Equipment	ENERGY STAR Dishwasher	ENERGY STAR certified dishwasher - low temp - Multi Tank Conveyor	non-ENERGYSTAR dishwasher at end of life - low temp - Multi Tank Conveyor - electric building and natural gas booster water heating
350	NWS	Commercial	All	K12 Education	Food Services Equipment	ENERGY STAR Dishwasher	ENERGY STAR certified dishwasher - high temp - Under Counter	non-ENERGYSTAR dishwasher at end of life - high temp -Under Counter- electric building and natural g booster water heating
351	NWS	Commercial	All	K12 Education	Food Services Equipment	ENERGY STAR Dishwasher	ENERGY STAR certified dishwasher - high temp - Stationary Single Tank Door	non-ENERGYSTAR dishwasher at end of life - high temp -Stationary Single Tank Door - electric building and natural gas booster water heating
352	NWS	Commercial	All	K12 Education	Food Services Equipment	ENERGY STAR Dishwasher	ENERGY STAR certified dishwasher - high temp - Single Tank Conveyor	non-ENERGYSTAR dishwasher at end of life - high temp - Single Tank Conveyor - electric building and natural gas booster water heating
353	NWS	Commercial	All	K12 Education	Food Services Equipment	ENERGY STAR Dishwasher	ENERGY STAR certified dishwasher - high temp - Multi Tank Conveyor	non-ENERGYSTAR dishwasher at end of life - high temp - Multi Tank Conveyor - electric building and natural gas booster water heating
354	NWS	Commercial	All	K12 Education	Food Services Equipment	ENERGY STAR Dishwasher	ENERGY STAR certified dishwasher - high temp - Pot, Pan, and Utensil	non-ENERGYSTAR dishwasher at end of life - high temp -Pot, Pan, and Utensil- electric building and natural gas booster water heating
355	NWS	Commercial	All	Education with Summer Sessions	Food Services Equipment	ENERGY STAR Dishwasher	ENERGY STAR certified dishwasher - low temp - Under Counter	non-ENERGYSTAR dishwasher at end of life - low temp -Under Counter- electric building and booster water heating
356	NWS	Commercial	All	Education with Summer Sessions	Food Services Equipment	ENERGY STAR Dishwasher	ENERGY STAR certified dishwasher - low temp - Stationary Single Tank Door	non-ENERGYSTAR dishwasher at end of life - low temp -Stationary Single Tank Door - electric building and booster water heating
357	NWS	Commercial	All	Education with Summer Sessions	Food Services Equipment	ENERGY STAR Dishwasher	ENERGY STAR certified dishwasher - low temp - Single Tank Conveyor	non-ENERGYSTAR dishwasher at end of life - low temp - Single Tank Conveyor - electric building and booster water heating
358	NWS	Commercial	All	Education with Summer Sessions	Food Services Equipment	ENERGY STAR Dishwasher	ENERGY STAR certified dishwasher - low temp - Multi Tank Conveyor	non-ENERGYSTAR dishwasher at end of life - low temp - Multi Tank Conveyor - electric building and booster water heating
359	NWS	Commercial	All	Education with Summer Sessions	Food Services Equipment	ENERGY STAR Dishwasher	ENERGY STAR certified dishwasher - high temp - Under Counter	non-ENERGYSTAR dishwasher at end of life - high temp -Under Counter- electric building and booster water heating
360	NWS	Commercial	All	Education with Summer Sessions	Food Services Equipment	ENERGY STAR Dishwasher	ENERGY STAR certified dishwasher - high temp - Stationary Single Tank Door	non-ENERGYSTAR dishwasher at end of life - high temp -Stationary Single Tank Door - electric building and booster water heating

*N/A: Measure did not pass measure level screening and therefore was not included in a program.

MEASURE DESCRIPTION								
Measure ID	Weather Sensitive	Sector	Sub-Sector	Building Type	End Use	Measure Name	Efficient Measure Definition	Base Measure Definition
361	NWS	Commercial	All	Education with Summer Sessions	Food Services Equipment	ENERGY STAR Dishwasher	ENERGY STAR certified dishwasher - high temp - Single Tank Conveyor	non-ENERGYSTAR dishwasher at end of life - high temp - Single Tank Conveyor - electric building and booster water heating
362	NWS	Commercial	All	Education with Summer Sessions	Food Services Equipment	ENERGY STAR Dishwasher	ENERGY STAR certified dishwasher - high temp - Multi Tank Conveyor	non-ENERGYSTAR dishwasher at end of life - high temp - Multi Tank Conveyor - electric building and booster water heating
363	NWS	Commercial	All	Education with Summer Sessions	Food Services Equipment	ENERGY STAR Dishwasher	ENERGY STAR certified dishwasher - high temp - Pot, Pan, and Utensil	non-ENERGYSTAR dishwasher at end of life - high temp -Pot, Pan, and Utensilr- electric building and booster water heating
364	NWS	Commercial	All	Education with Summer Sessions	Food Services Equipment	ENERGY STAR Dishwasher	ENERGY STAR certified dishwasher - low temp - Under Counter	non-ENERGYSTAR dishwasher at end of life - low temp -Under Counter- electric building and natural gas booster water heating
365	NWS	Commercial	All	Education with Summer Sessions	Food Services Equipment	ENERGY STAR Dishwasher	ENERGY STAR certified dishwasher - low temp - Stationary Single Tank Door	non-ENERGYSTAR dishwasher at end of life - low temp -Stationary Single Tank Door - electric building and natural gas booster water heating
366	NWS	Commercial	All	Education with Summer Sessions	Food Services Equipment	ENERGY STAR Dishwasher	ENERGY STAR certified dishwasher - low temp - Single Tank Conveyor	non-ENERGYSTAR dishwasher at end of life - low temp - Single Tank Conveyor - electric building and natural gas booster water heating
367	NWS	Commercial	All	Education with Summer Sessions	Food Services Equipment	ENERGY STAR Dishwasher	ENERGY STAR certified dishwasher - low temp - Multi Tank Conveyor	non-ENERGYSTAR dishwasher at end of life - low temp - Multi Tank Conveyor - electric building and natural gas booster water heating
368	NWS	Commercial	All	Education with Summer Sessions	Food Services Equipment	ENERGY STAR Dishwasher	ENERGY STAR certified dishwasher - high temp - Under Counter	non-ENERGYSTAR dishwasher at end of life - high temp -Under Counter- electric building and natural g booster water heating
369	NWS	Commercial	All	Education with Summer Sessions	Food Services Equipment	ENERGY STAR Dishwasher	ENERGY STAR certified dishwasher - high temp - Stationary Single Tank Door	non-ENERGYSTAR dishwasher at end of life - high temp -Stationary Single Tank Door - electric building and natural gas booster water heating
370	NWS	Commercial	All	Education with Summer Sessions	Food Services Equipment	ENERGY STAR Dishwasher	ENERGY STAR certified dishwasher - high temp - Single Tank Conveyor	non-ENERGYSTAR dishwasher at end of life - high temp - Single Tank Conveyor - electric building and natural gas booster water heating
371	NWS	Commercial	All	Education with Summer Sessions	Food Services Equipment	ENERGY STAR Dishwasher	ENERGY STAR certified dishwasher - high temp - Multi Tank Conveyor	non-ENERGYSTAR dishwasher at end of life - high temp - Multi Tank Conveyor - electric building and natural gas booster water heating
372	NWS	Commercial	All	Education with Summer Sessions	Food Services Equipment	ENERGY STAR Dishwasher	ENERGY STAR certified dishwasher - high temp - Pot, Pan, and Utensil	non-ENERGYSTAR dishwasher at end of life - high temp -Pot, Pan, and Utensilr- electric building and natural gas booster water heating
373	NWS	Commercial	All	Lodging	Food Services Equipment	ENERGY STAR Dishwasher	ENERGY STAR certified dishwasher - low temp - Under Counter	non-ENERGYSTAR dishwasher at end of life - low temp -Under Counter- electric building and booster water heating
374	NWS	Commercial	All	Lodging	Food Services Equipment	ENERGY STAR Dishwasher	ENERGY STAR certified dishwasher - low temp - Stationary Single Tank Door	non-ENERGYSTAR dishwasher at end of life - low temp -Stationary Single Tank Door - electric building and booster water heating
375	NWS	Commercial	All	Lodging	Food Services Equipment	ENERGY STAR Dishwasher	ENERGY STAR certified dishwasher - low temp - Single Tank Conveyor	non-ENERGYSTAR dishwasher at end of life - low temp - Single Tank Conveyor - electric building and booster water heating
376	NWS	Commercial	All	Lodging	Food Services Equipment	ENERGY STAR Dishwasher	ENERGY STAR certified dishwasher - low temp - Multi Tank Conveyor	non-ENERGYSTAR dishwasher at end of life - low temp - Multi Tank Conveyor - electric building and booster water heating
377	NWS	Commercial	All	Lodging	Food Services Equipment	ENERGY STAR Dishwasher	ENERGY STAR certified dishwasher - high temp - Under Counter	non-ENERGYSTAR dishwasher at end of life - high temp -Under Counter- electric building and booster water heating
378	NWS	Commercial	All	Lodging	Food Services Equipment	ENERGY STAR Dishwasher	ENERGY STAR certified dishwasher - high temp - Stationary Single Tank Door	non-ENERGYSTAR dishwasher at end of life - high temp -Stationary Single Tank Door - electric building and booster water heating
379	NWS	Commercial	All	Lodging	Food Services Equipment	ENERGY STAR Dishwasher	ENERGY STAR certified dishwasher - high temp - Single Tank Conveyor	non-ENERGYSTAR dishwasher at end of life - high temp - Single Tank Conveyor - electric building and booster water heating
380	NWS	Commercial	All	Lodging	Food Services Equipment	ENERGY STAR Dishwasher	ENERGY STAR certified dishwasher - high temp - Multi Tank Conveyor	non-ENERGYSTAR dishwasher at end of life - high temp - Multi Tank Conveyor - electric building and booster water heating
381	NWS	Commercial	All	Lodging	Food Services Equipment	ENERGY STAR Dishwasher	ENERGY STAR certified dishwasher - high temp - Pot, Pan, and Utensil	non-ENERGYSTAR dishwasher at end of life - high temp -Pot, Pan, and Utensilr- electric building and booster water heating
382	NWS	Commercial	All	Lodging	Food Services Equipment	ENERGY STAR Dishwasher	ENERGY STAR certified dishwasher - low temp - Under Counter	non-ENERGYSTAR dishwasher at end of life - low temp -Under Counter- electric building and natural gas booster water heating
383	NWS	Commercial	All	Lodging	Food Services Equipment	ENERGY STAR Dishwasher	ENERGY STAR certified dishwasher - low temp - Stationary Single Tank Door	non-ENERGYSTAR dishwasher at end of life - low temp -Stationary Single Tank Door - electric building and natural gas booster water heating
384	NWS	Commercial	All	Lodging	Food Services Equipment	ENERGY STAR Dishwasher	ENERGY STAR certified dishwasher - low temp - Single Tank Conveyor	non-ENERGYSTAR dishwasher at end of life - low temp - Single Tank Conveyor - electric building and natural gas booster water heating
385	NWS	Commercial	All	Lodging	Food Services Equipment	ENERGY STAR Dishwasher	ENERGY STAR certified dishwasher - low temp - Multi Tank Conveyor	non-ENERGYSTAR dishwasher at end of life - low temp - Multi Tank Conveyor - electric building and natural gas booster water heating
386	NWS	Commercial	All	Lodging	Food Services Equipment	ENERGY STAR Dishwasher	ENERGY STAR certified dishwasher - high temp - Under Counter	non-ENERGYSTAR dishwasher at end of life - high temp -Under Counter- electric building and natural g booster water heating
387	NWS	Commercial	All	Lodging	Food Services Equipment	ENERGY STAR Dishwasher	ENERGY STAR certified dishwasher - high temp - Stationary Single Tank Door	non-ENERGYSTAR dishwasher at end of life - high temp -Stationary Single Tank Door - electric building and natural gas booster water heating
388	NWS	Commercial	All	Lodging	Food Services Equipment	ENERGY STAR Dishwasher	ENERGY STAR certified dishwasher - high temp - Single Tank Conveyor	non-ENERGYSTAR dishwasher at end of life - high temp - Single Tank Conveyor - electric building and natural gas booster water heating
389	NWS	Commercial	All	Lodging	Food Services Equipment	ENERGY STAR Dishwasher	ENERGY STAR certified dishwasher - high temp - Multi Tank Conveyor	non-ENERGYSTAR dishwasher at end of life - high temp - Multi Tank Conveyor - electric building and natural gas booster water heating
390	NWS	Commercial	All	Lodging	Food Services Equipment	ENERGY STAR Dishwasher	ENERGY STAR certified dishwasher - high temp - Pot, Pan, and Utensil	non-ENERGYSTAR dishwasher at end of life - high temp -Pot, Pan, and Utensilr- electric building and natural gas booster water heating
391	NWS	Commercial	All	Restaurant	Food Services Equipment	ENERGY STAR Dishwasher	ENERGY STAR certified dishwasher - low temp - Under Counter	non-ENERGYSTAR dishwasher at end of life - low temp -Under Counter- electric building and booster water heating
392	NWS	Commercial	All	Restaurant	Food Services Equipment	ENERGY STAR Dishwasher	ENERGY STAR certified dishwasher - low temp - Stationary Single Tank Door	non-ENERGYSTAR dishwasher at end of life - low temp -Stationary Single Tank Door - electric building and booster water heating
393	NWS	Commercial	All	Restaurant	Food Services Equipment	ENERGY STAR Dishwasher	ENERGY STAR certified dishwasher - low temp - Single Tank Conveyor	non-ENERGYSTAR dishwasher at end of life - low temp - Single Tank Conveyor - electric building and booster water heating
394	NWS	Commercial	All	Restaurant	Food Services Equipment	ENERGY STAR Dishwasher	ENERGY STAR certified dishwasher - low temp - Multi Tank Conveyor	non-ENERGYSTAR dishwasher at end of life - low temp - Multi Tank Conveyor - electric building and booster water heating
395	NWS	Commercial	All	Restaurant	Food Services Equipment	ENERGY STAR Dishwasher	ENERGY STAR certified dishwasher - high temp - Under Counter	non-ENERGYSTAR dishwasher at end of life - high temp -Under Counter- electric building and booster water heating
396	NWS	Commercial	All	Restaurant	Food Services Equipment	ENERGY STAR Dishwasher	ENERGY STAR certified dishwasher - high temp - Stationary Single Tank Door	non-ENERGYSTAR dishwasher at end of life - high temp -Stationary Single Tank Door - electric building and booster water heating
397	NWS	Commercial	All	Restaurant	Food Services Equipment	ENERGY STAR Dishwasher	ENERGY STAR certified dishwasher - high temp - Single Tank Conveyor	non-ENERGYSTAR dishwasher at end of life - high temp - Single Tank Conveyor - electric building and booster water heating
398	NWS	Commercial	All	Restaurant	Food Services Equipment	ENERGY STAR Dishwasher	ENERGY STAR certified dishwasher - high temp - Multi Tank Conveyor	non-ENERGYSTAR dishwasher at end of life - high temp - Multi Tank Conveyor - electric building and booster water heating
399	NWS	Commercial	All	Restaurant	Food Services Equipment	ENERGY STAR Dishwasher	ENERGY STAR certified dishwasher - high temp - Pot, Pan, and Utensil	non-ENERGYSTAR dishwasher at end of life - high temp -Pot, Pan, and Utensilr- electric building and booster water heating
400	NWS	Commercial	All	Restaurant	Food Services Equipment	ENERGY STAR Dishwasher	ENERGY STAR certified dishwasher - low temp - Under Counter	non-ENERGYSTAR dishwasher at end of life - low temp -Under Counter- electric building and natural gas booster water heating
401	NWS	Commercial	All	Restaurant	Food Services Equipment	ENERGY STAR Dishwasher	ENERGY STAR certified dishwasher - low temp - Stationary Single Tank Door	non-ENERGYSTAR dishwasher at end of life - low temp -Stationary Single Tank Door - electric building and natural gas booster water heating
402	NWS	Commercial	All	Restaurant	Food Services Equipment	ENERGY STAR Dishwasher	ENERGY STAR certified dishwasher - low temp - Single Tank Conveyor	non-ENERGYSTAR dishwasher at end of life - low temp - Single Tank Conveyor - electric building and natural gas booster water heating
403	NWS	Commercial	All	Restaurant	Food Services Equipment	ENERGY STAR Dishwasher	ENERGY STAR certified dishwasher - low temp - Multi Tank Conveyor	non-ENERGYSTAR dishwasher at end of life - low temp - Multi Tank Conveyor - electric building and natural gas booster water heating
404	NWS	Commercial	All	Restaurant	Food Services Equipment	ENERGY STAR Dishwasher	ENERGY STAR certified dishwasher - high temp - Under Counter	non-ENERGYSTAR dishwasher at end of life - high temp -Under Counter- electric building and natural g booster water heating
405	NWS	Commercial	All	Restaurant	Food Services Equipment	ENERGY STAR Dishwasher	ENERGY STAR certified dishwasher - high temp - Stationary Single Tank Door	non-ENERGYSTAR dishwasher at end of life - high temp -Stationary Single Tank Door - electric building and natural gas booster water heating
406	NWS	Commercial	All	Restaurant	Food Services Equipment	ENERGY STAR Dishwasher	ENERGY STAR certified dishwasher - high temp - Single Tank Conveyor	non-ENERGYSTAR dishwasher at end of life - high temp - Single Tank Conveyor - electric building and natural gas booster water heating
407	NWS	Commercial	All	Restaurant	Food Services Equipment	ENERGY STAR Dishwasher	ENERGY STAR certified dishwasher - high temp - Multi Tank Conveyor	non-ENERGYSTAR dishwasher at end of life - high temp - Multi Tank Conveyor - electric building and natural gas booster water heating
408	NWS	Commercial	All	Restaurant	Food Services Equipment	ENERGY STAR Dishwasher	ENERGY STAR certified dishwasher - high temp - Pot, Pan, and Utensil	non-ENERGYSTAR dishwasher at end of life - high temp -Pot, Pan, and Utensilr- electric building and natural gas booster water heating
409	NWS	Commercial	All	Hospital	Food Services Equipment	ENERGY STAR Fryer	ENERGY STAR Certified Electric Standard Fryer	Non-ENERGY STAR Certified Electric Standard Fryer
410	NWS	Commercial	All	Hospital	Food Services Equipment	ENERGY STAR Fryer	ENERGY STAR Certified Electric Large Vat Fryer	Non-ENERGY STAR Certified Electric Large Vat Fryer
411	NWS	Commercial	All	K12 Education	Food Services Equipment	ENERGY STAR Fryer	ENERGY STAR Certified Electric Standard Fryer	Non-ENERGY STAR Certified Electric Standard Fryer
412	NWS	Commercial	All	K12 Education	Food Services Equipment	ENERGY STAR Fryer	ENERGY STAR Certified Electric Large Vat Fryer	Non-ENERGY STAR Certified Electric Large Vat Fryer
413	NWS	Commercial	All	Education with Summer Sessions	Food Services Equipment	ENERGY STAR Fryer	ENERGY STAR Certified Electric Standard Fryer	Non-ENERGY STAR Certified Electric Standard Fryer
414	NWS	Commercial	All	Education with Summer Sessions	Food Services Equipment	ENERGY STAR Fryer	ENERGY STAR Certified Electric Large Vat Fryer	Non-ENERGY STAR Certified Electric Large Vat Fryer
415	NWS	Commercial	All	Lodging	Food Services Equipment	ENERGY STAR Fryer	ENERGY STAR Certified Electric Standard Fryer	Non-ENERGY STAR Certified Electric Standard Fryer
416	NWS	Commercial	All	Lodging	Food Services Equipment	ENERGY STAR Fryer	ENERGY STAR Certified Electric Large Vat Fryer	Non-ENERGY STAR Certified Electric Large Vat Fryer
417	NWS	Commercial	All	Restaurant	Food Services Equipment	ENERGY STAR Fryer	ENERGY STAR Certified Electric Standard Fryer	Non-ENERGY STAR Certified Electric Standard Fryer
418	NWS	Commercial	All	Restaurant	Food Services Equipment	ENERGY STAR Fryer	ENERGY STAR Certified Electric Large Vat Fryer	Non-ENERGY STAR Certified Electric Large Vat Fryer
419	NWS	Commercial	All	Hospital	Food Services Equipment	ENERGY STAR Griddle	ENERGY STAR electric griddle	Non-ENERGYSTAR electric griddle
420	NWS	Commercial	All	K12 Education	Food Services Equipment	ENERGY STAR Griddle	ENERGY STAR electric griddle	Non-ENERGYSTAR electric griddle

*N/A: Measure did not pass measure level screening and therefore was not included in a program.

MEASURE DESCRIPTION								
Measure ID	Weather Sensitive	Sector	Sub-Sector	Building Type	End Use	Measure Name	Efficient Measure Definition	Base Measure Definition
421	NWS	Commercial	All	Education with Summer Sessions	Food Services Equipment	ENERGY STAR Griddle	ENERGY STAR electric griddle	Non-ENERGYSTAR electric griddle
422	NWS	Commercial	All	Lodging	Food Services Equipment	ENERGY STAR Griddle	ENERGY STAR electric griddle	Non-ENERGYSTAR electric griddle
423	NWS	Commercial	All	Restaurant	Food Services Equipment	ENERGY STAR Griddle	ENERGY STAR electric griddle	Non-ENERGYSTAR electric griddle
424	NWS	Commercial	All	Hospital	Food Services Equipment	ENERGY STAR Hot Food Holding Cabinets	ENERGY STAR HFHC - Full Size	Non-ENERGYSTAR electric HFHC
425	NWS	Commercial	All	K12 Education	Food Services Equipment	ENERGY STAR Hot Food Holding Cabinets	ENERGY STAR HFHC - Full Size	Non-ENERGYSTAR electric HFHC
426	NWS	Commercial	All	Education with Summer Sessions	Food Services Equipment	ENERGY STAR Hot Food Holding Cabinets	ENERGY STAR HFHC - Full Size	Non-ENERGYSTAR electric HFHC
427	NWS	Commercial	All	Lodging	Food Services Equipment	ENERGY STAR Hot Food Holding Cabinets	ENERGY STAR HFHC - Full Size	Non-ENERGYSTAR electric HFHC
428	NWS	Commercial	All	Restaurant	Food Services Equipment	ENERGY STAR Hot Food Holding Cabinets	ENERGY STAR HFHC - Full Size	Non-ENERGYSTAR electric HFHC
429	NWS	Commercial	All	Hospital	Food Services Equipment	ENERGY STAR Electric Convection Ovens	ENERGY STAR Electric Convection Ovens - Full Size	Non-ENERGY STAR Electric Convection Ovens - Full Size
430	NWS	Commercial	All	Hospital	Food Services Equipment	ENERGY STAR Electric Convection Ovens	ENERGY STAR Electric Convection Ovens - Half Size	Non-ENERGY STAR Electric Convection Ovens - Half Size
431	NWS	Commercial	All	K12 Education	Food Services Equipment	ENERGY STAR Electric Convection Ovens	ENERGY STAR Electric Convection Ovens - Full Size	Non-ENERGY STAR Electric Convection Ovens - Full Size
432	NWS	Commercial	All	K12 Education	Food Services Equipment	ENERGY STAR Electric Convection Ovens	ENERGY STAR Electric Convection Ovens - Half Size	Non-ENERGY STAR Electric Convection Ovens - Half Size
433	NWS	Commercial	All	Education with Summer Sessions	Food Services Equipment	ENERGY STAR Electric Convection Ovens	ENERGY STAR Electric Convection Ovens - Full Size	Non-ENERGY STAR Electric Convection Ovens - Full Size
434	NWS	Commercial	All	Education with Summer Sessions	Food Services Equipment	ENERGY STAR Electric Convection Ovens	ENERGY STAR Electric Convection Ovens - Half Size	Non-ENERGY STAR Electric Convection Ovens - Half Size
435	NWS	Commercial	All	Lodging	Food Services Equipment	ENERGY STAR Electric Convection Ovens	ENERGY STAR Electric Convection Ovens - Full Size	Non-ENERGY STAR Electric Convection Ovens - Full Size
436	NWS	Commercial	All	Lodging	Food Services Equipment	ENERGY STAR Electric Convection Ovens	ENERGY STAR Electric Convection Ovens - Half Size	Non-ENERGY STAR Electric Convection Ovens - Half Size
437	NWS	Commercial	All	Restaurant	Food Services Equipment	ENERGY STAR Electric Convection Ovens	ENERGY STAR Electric Convection Ovens - Full Size	Non-ENERGY STAR Electric Convection Ovens - Full Size
438	NWS	Commercial	All	Restaurant	Food Services Equipment	ENERGY STAR Electric Convection Ovens	ENERGY STAR Electric Convection Ovens - Half Size	Non-ENERGY STAR Electric Convection Ovens - Half Size
439	NWS	Commercial	All	K12 Education	Food Services Equipment	ENERGY STAR Steam Cooker	ENERGY STAR Steam Cooker	Non-ENERGY STAR Steam Cooker
440	NWS	Commercial	All	Education with Summer Sessions	Food Services Equipment	ENERGY STAR Steam Cooker	ENERGY STAR Steam Cooker	Non-ENERGY STAR Steam Cooker
441	NWS	Commercial	All	Lodging	Food Services Equipment	ENERGY STAR Steam Cooker	ENERGY STAR Steam Cooker	Non-ENERGY STAR Steam Cooker
442	NWS	Commercial	All	Restaurant	Food Services Equipment	ENERGY STAR Steam Cooker	ENERGY STAR Steam Cooker	Non-ENERGY STAR Steam Cooker
443	NWS	Commercial	All	Hospital	Food Services Equipment	EPA WaterSense Pre-Rinse Spray Valve	EPA WaterSense pre-rinse spray valve w/ flow rate of 1.28 gpm	Conventional pre-rinse spray valve w/ flow rate of 1.6 gpm
444	NWS	Commercial	All	Education with Summer Sessions	Food Services Equipment	EPA WaterSense Pre-Rinse Spray Valve	EPA WaterSense pre-rinse spray valve w/ flow rate of 1.28 gpm	Conventional pre-rinse spray valve w/ flow rate of 1.6 gpm
445	NWS	Commercial	All	Lodging	Food Services Equipment	EPA WaterSense Pre-Rinse Spray Valve	EPA WaterSense pre-rinse spray valve w/ flow rate of 1.28 gpm	Conventional pre-rinse spray valve w/ flow rate of 1.6 gpm
446	NWS	Commercial	All	Restaurant	Food Services Equipment	EPA WaterSense Pre-Rinse Spray Valve	EPA WaterSense pre-rinse spray valve w/ flow rate of 1.28 gpm	Conventional pre-rinse spray valve w/ flow rate of 1.6 gpm
447	NWS	Commercial	All	Hospital	Service Hot Water	Electric Storage Water Heater	Electric, Storage Capacity = 50 gallons, EF = 0.95	Electric, Storage Capacity = 50 gallons
448	NWS	Commercial	All	Hospital	Service Hot Water	Electric Storage Water Heater	Electric, Storage Capacity = 80 gallons, EF = 0.95	Electric, Storage Capacity = 80 gallons
449	NWS	Commercial	All	K12 Education	Service Hot Water	Electric Storage Water Heater	Electric, Storage Capacity = 50 gallons, EF = 0.96	Electric, Storage Capacity = 50 gallons
450	NWS	Commercial	All	K12 Education	Service Hot Water	Electric Storage Water Heater	Electric, Storage Capacity = 80 gallons, EF = 0.96	Electric, Storage Capacity = 80 gallons
451	NWS	Commercial	All	K12 Education	Service Hot Water	Electric Storage Water Heater	Electric, Storage Capacity = 100 gallons, EF = 0.96	Electric, Storage Capacity = 100 gallons
452	NWS	Commercial	All	Education with Summer Sessions	Service Hot Water	Electric Storage Water Heater	Electric, Storage Capacity = 50 gallons, EF = 0.97	Electric, Storage Capacity = 50 gallons
453	NWS	Commercial	All	Education with Summer Sessions	Service Hot Water	Electric Storage Water Heater	Electric, Storage Capacity = 80 gallons, EF = 0.97	Electric, Storage Capacity = 80 gallons
454	NWS	Commercial	All	Education with Summer Sessions	Service Hot Water	Electric Storage Water Heater	Electric, Storage Capacity = 100 gallons, EF = 0.97	Electric, Storage Capacity = 100 gallons
455	NWS	Commercial	All	Lodging	Service Hot Water	Electric Storage Water Heater	Electric, Storage Capacity = 50 gallons, EF = 0.98	Electric, Storage Capacity = 50 gallons
456	NWS	Commercial	All	Lodging	Service Hot Water	Electric Storage Water Heater	Electric, Storage Capacity = 80 gallons, EF = 0.98	Electric, Storage Capacity = 80 gallons
457	NWS	Commercial	All	Lodging	Service Hot Water	Electric Storage Water Heater	Electric, Storage Capacity = 100 gallons, EF = 0.98	Electric, Storage Capacity = 100 gallons
458	NWS	Commercial	All	Restaurant	Service Hot Water	Electric Storage Water Heater	Electric, Storage Capacity = 50 gallons, EF = 0.99	Electric, Storage Capacity = 50 gallons
459	NWS	Commercial	All	Restaurant	Service Hot Water	Electric Storage Water Heater	Electric, Storage Capacity = 80 gallons, EF = 0.99	Electric, Storage Capacity = 80 gallons
460	NWS	Commercial	All	Restaurant	Service Hot Water	Electric Storage Water Heater	Electric, Storage Capacity = 100 gallons, EF = 0.99	Electric, Storage Capacity = 100 gallons
461	NWS	Commercial	All	Hospital	Service Hot Water	Heat Pump Storage Water Heater	Heat Pump Water Heater COP 2	Large Electric Resistance TE .98
462	NWS	Commercial	All	K12 Education	Service Hot Water	Heat Pump Storage Water Heater	Heat Pump Water Heater COP 2	Large Electric Resistance TE .98
463	NWS	Commercial	All	Education with Summer Sessions	Service Hot Water	Heat Pump Storage Water Heater	Heat Pump Water Heater COP 2	Large Electric Resistance TE .98
464	NWS	Commercial	All	Lodging	Service Hot Water	Heat Pump Storage Water Heater	Heat Pump Water Heater COP 2	Large Electric Resistance TE .98
465	NWS	Commercial	All	Restaurant	Service Hot Water	Heat Pump Storage Water Heater	Heat Pump Water Heater COP 2	Large Electric Resistance TE .98
466	NWS	Commercial	All	Hospital	Service Hot Water	Low Flow Faucet Aerators - Electric DHW fuel	Faucet aerator, < 1.5 GPM	Faucet aerator, 2.25 GPM
467	NWS	Commercial	All	K12 Education	Service Hot Water	Low Flow Faucet Aerators - Electric DHW fuel	Faucet aerator, < 1.5 GPM	Faucet aerator, 2.25 GPM
468	NWS	Commercial	All	Education with Summer Sessions	Service Hot Water	Low Flow Faucet Aerators - Electric DHW fuel	Faucet aerator, < 1.5 GPM	Faucet aerator, 2.25 GPM
469	NWS	Commercial	All	Lodging	Service Hot Water	Low Flow Faucet Aerators - Electric DHW fuel	Faucet aerator, < 1.5 GPM	Faucet aerator, 2.25 GPM
470	NWS	Commercial	All	Restaurant	Service Hot Water	Low Flow Faucet Aerators - Electric DHW fuel	Faucet aerator, < 1.5 GPM	Faucet aerator, 2.25 GPM
471	NWS	Commercial	Small Commercial	All	Lighting	Small Business Program Audit & Direct Install	15 W CFL	43W EISA compliant lamp
472	NWS	Commercial	Small Commercial	All	Lighting	Small Business Program Audit & Direct Install	12.5 W Omni-directional Energystar LED	43W EISA compliant lamp
473	NWS	Commercial	Small Commercial	All	Service Hot Water	Small Business Program Audit & Direct Install	Faucet Aerators and Pre-Rinse Valves	
474	NWS	Commercial	Small Commercial	All	Lighting	Small Business Program Lighting Upgrade Package	Lighting Upgrade Package Including Linear Flourescents and LEDs	
475	NWS	Commercial	Small Commercial	All	Refrigeration	Small Business Program Refrigeration Upgrade Package	Refrigeration Upgrade Package	
476	NWS	Commercial	All	Data Center	HVAC	Air Flow Management	High-efficiency airflow configuration - Data Center - 5000 ft2	Baseline data center post energy audit - Data Center - 5000 ft2
477	NWS	Commercial	All	Data Center	HVAC	Air Flow Management	High-efficiency airflow configuration - Data Center - 10000 ft2	Baseline data center post energy audit - Data Center - 10000 ft2
478	NWS	Commercial	All	Data Center	HVAC	Air Flow Management	High-efficiency airflow configuration - Data Center - 25000 ft2	Baseline data center post energy audit - Data Center - 25000 ft2
479	NWS	Commercial	All	Data Center	HVAC	Air Flow Management	High-efficiency airflow configuration - Data Center - 50000 ft2	Baseline data center post energy audit - Data Center - 50000 ft2
480	NWS	Commercial	All	Data Center	Miscellaneous	Load Distribution	Data center with application optimization and load balancing - Data Center - 5000 ft2	Baseline data center post energy audit - Data Center - 5000 ft2

*N/A: Measure did not pass measure level screening and therefore was not included in a program.

MEASURE DESCRIPTION								
Measure ID	Weather Sensitive	Sector	Sub-Sector	Building Type	End Use	Measure Name	Efficient Measure Definition	Base Measure Definition
481	NWS	Commercial	All	Data Center	Miscellaneous	Load Distribution	Data center with application optimization and load balancing - Data Center - 10000 ft2	Baseline data center post energy audit - Data Center - 10000 ft2
482	NWS	Commercial	All	Data Center	Miscellaneous	Load Distribution	Data center with application optimization and load balancing - Data Center - 25000 ft2	Baseline data center post energy audit - Data Center - 25000 ft2
483	NWS	Commercial	All	Data Center	Miscellaneous	Load Distribution	Data center with application optimization and load balancing - Data Center - 50000 ft2	Baseline data center post energy audit - Data Center - 50000 ft2
484	NWS	Commercial	All	Data Center	HVAC	Waterside Economizer	Waterside economizer and associate controls installed - Data Center - 25000 ft2	Baseline data center post energy audit - Data Center - 25000 ft2
485	NWS	Commercial	All	Data Center	HVAC	Waterside Economizer	Waterside economizer and associate controls installed - Data Center - 50000 ft2	Baseline data center post energy audit - Data Center - 50000 ft2
486	NWS	Commercial	All	Data Center	HVAC	Air Flow Management	High-efficiency airflow configuration - Data Center - 5000 ft2	Baseline data center post energy audit - Data Center - 5000 ft2
487	NWS	Commercial	All	Data Center	HVAC	Air Flow Management	High-efficiency airflow configuration - Data Center - 10000 ft2	Baseline data center post energy audit - Data Center - 10000 ft2
488	NWS	Commercial	All	Data Center	HVAC	Air Flow Management	High-efficiency airflow configuration - Data Center - 25000 ft2	Baseline data center post energy audit - Data Center - 25000 ft2
489	NWS	Commercial	All	Data Center	HVAC	Air Flow Management	High-efficiency airflow configuration - Data Center - 50000 ft2	Baseline data center post energy audit - Data Center - 50000 ft2
490	NWS	Commercial	All	Data Center	Miscellaneous	Load Distribution	Data center with transformerless PDU's and load balancing - Data Center - 5000 ft2	Baseline data center post energy audit - Data Center - 5000 ft2
491	NWS	Commercial	All	Data Center	Miscellaneous	Load Distribution	Data center with transformerless PDU's and load balancing - Data Center - 10000 ft2	Baseline data center post energy audit - Data Center - 10000 ft2
492	NWS	Commercial	All	Data Center	Miscellaneous	Load Distribution	Data center with transformerless PDU's and load balancing - Data Center - 25000 ft2	Baseline data center post energy audit - Data Center - 25000 ft2
493	NWS	Commercial	All	Data Center	Miscellaneous	Load Distribution	Data center with transformerless PDU's and load balancing - Data Center - 50000 ft2	Baseline data center post energy audit - Data Center - 50000 ft2
494	NWS	Commercial	All	Data Center	HVAC	Waterside Economizer	Waterside economizer and associate controls installed - Data Center - 25000 ft2	Baseline data center post energy audit - Data Center - 25000 ft2
495	NWS	Commercial	All	Data Center	HVAC	Waterside Economizer	Waterside economizer and associate controls installed - Data Center - 50000 ft2	Baseline data center post energy audit - Data Center - 50000 ft2
496	WS	Commercial	Large Commercial	All	Misc	Commercial New Construction	Large Commercial Building performing 10% better than ASHRAE90.1-2010	ASHRAE90.1-2010 Compliant Building
497	WS	Commercial	Large Commercial	All	Misc	Commercial New Construction	Large Commercial Building performing 10% better than ASHRAE90.1-2013	ASHRAE90.1-2013 Compliant Building
498	WS	Commercial	Small Commercial	All	Misc	Commercial New Construction	Small Commercial Building performing 10% better than ASHRAE90.1-2010	ASHRAE90.1-2010 Compliant Building
499	WS	Commercial	Small Commercial	All	Misc	Commercial New Construction	Small Commercial Building performing 10% better than ASHRAE90.1-2013	ASHRAE90.1-2013 Compliant Building
500	WS	Commercial	Large Commercial	All	Misc	Retrocommissioning	RCx of Commercial Building over 100,000sqft area	
501	WS	Commercial	Large Commercial	All	Misc	Retrocommissioning	RCx of Commercial Building between 25,000 and 100,000 sqft area	
502	NWS	Commercial	All	All	Misc	Enabled Dynamic Pricing (Non-Res)	Enabled Pricing	
503	NWS	Commercial	All	All	Misc	Non-Enabled Dynamic Pricing (Non-Res)	Non-Enabled Pricing	

*N/A: Measure did not pass measure level screening and therefore was not included in a program.

MEASURE DESCRIPTION											MEASURE INCREMENTAL SAVINGS PER UNIT					
Measure ID	Weather Sensitive	Sector	Sub-Sector	Building Type	End Use	Measure Name	Measure Unit Name	Retrofit (RET), Replace-on-Burnout (ROB), or New Construction (NEW)	Baseline Unit Lifetime (Years)	Efficient Unit Lifetime (Years)	Total Incremental Cost	Annual kWh Savings	Annual kW Coincident Peak Savings	Annual Gas Savings (Therms)	Annual kWh Increases	Annual kW Coincident Peak Increases
1	WS	Commercial	Small Commercial	All	HVAC	Unitary and Split System AC/HP Equipment	per ton	ROB	15	15	$140.00	176	0.0530	0	0	0
2	WS	Commercial	Small Commercial	All	HVAC	Unitary and Split System AC/HP Equipment	per ton	ROB	15	15	$160.00	168	0.0770	0	0	0
3	WS	Commercial	Small Commercial	All	HVAC	Unitary and Split System AC/HP Equipment	per ton	ROB	15	15	$180.00	124	0.0530	0	0	0
4	WS	Commercial	Small Commercial	All	HVAC	Unitary and Split System AC/HP Equipment	per ton	ROB	15	15	$200.00	293	0.0770	0	0	0
5	WS	Commercial	Small Commercial	All	HVAC	Unitary and Split System AC/HP Equipment	per ton	ROB	15	15	$140.00	66	0.0530	0	0	0
6	WS	Commercial	Small Commercial	All	HVAC	Unitary and Split System AC/HP Equipment	per ton	ROB	15	15	$160.00	150	0.0770	0	0	0
7	WS	Commercial	Small Commercial	All	HVAC	Unitary and Split System AC/HP Equipment	per ton	ROB	15	15	$160.00	129	0.0940	0	0	0
8	WS	Commercial	Small Commercial	All	HVAC	Unitary and Split System AC/HP Equipment	per ton	ROB	15	15	$160.00	247	0.0780	0	0	0
9	WS	Commercial	Small Commercial	All	HVAC	Unitary and Split System AC/HP Equipment	per ton	ROB	15	15	$180.00	124	0.0530	0	0	0
10	WS	Commercial	Small Commercial	All	HVAC	Unitary and Split System AC/HP Equipment	per ton	ROB	15	15	$200.00	293	0.0770	0	0	0
11	WS	Commercial	Small Commercial	All	HVAC	Unitary and Split System AC/HP Equipment	per ton	ROB	15	15	$200.00	249	0.0940	0	0	0
12	WS	Commercial	Small Commercial	All	HVAC	Unitary and Split System AC/HP Equipment	per ton	ROB	15	15	$200.00	308	0.0780	0	0	0
13	WS	Commercial	Large Commercial	K12 Education	HVAC	Unitary and Split System AC/HP Equipment	per ton	ROB	15	15	$160.00	98	0.0630	0	0	0
14	WS	Commercial	Large Commercial	Education with Summer Sessions	HVAC	Unitary and Split System AC/HP Equipment	per ton	ROB	15	15	$160.00	211	0.0630	0	0	0
15	WS	Commercial	Large Commercial	Lodging	HVAC	Unitary and Split System AC/HP Equipment	per ton	ROB	15	15	$160.00	332	0.0680	0	0	0
16	WS	Commercial	Large Commercial	General Large Commercial	HVAC	Unitary and Split System AC/HP Equipment	per ton	ROB	15	15	$160.00	217	0.0750	0	0	0
17	WS	Commercial	Large Commercial	K12 Education	HVAC	Unitary and Split System AC/HP Equipment	per ton	ROB	15	15	$200.00	122	0.0630	0	0	0
18	WS	Commercial	Large Commercial	Education with Summer Sessions	HVAC	Unitary and Split System AC/HP Equipment	per ton	ROB	15	15	$200.00	264	0.0630	0	0	0
19	WS	Commercial	Large Commercial	Lodging	HVAC	Unitary and Split System AC/HP Equipment	per ton	ROB	15	15	$200.00	414	0.0680	0	0	0
20	WS	Commercial	Large Commercial	General Large Commercial	HVAC	Unitary and Split System AC/HP Equipment	per ton	ROB	15	15	$200.00	270	0.0750	0	0	0
21	WS	Commercial	Large Commercial	K12 Education	HVAC	Unitary and Split System AC/HP Equipment	per ton	ROB	15	15	$160.00	87	0.0590	0	0	0
22	WS	Commercial	Large Commercial	Education with Summer Sessions	HVAC	Unitary and Split System AC/HP Equipment	per ton	ROB	15	15	$160.00	189	0.0590	0	0	0
23	WS	Commercial	Large Commercial	Lodging	HVAC	Unitary and Split System AC/HP Equipment	per ton	ROB	15	15	$160.00	297	0.0640	0	0	0
24	WS	Commercial	Large Commercial	General Large Commercial	HVAC	Unitary and Split System AC/HP Equipment	per ton	ROB	15	15	$160.00	194	0.0700	0	0	0
25	WS	Commercial	Small Commercial	All	HVAC	Unitary and Split System AC/HP Equipment	per ton	ROB	15	15	$140.00	124	0.0530	0	0	0
26	WS	Commercial	Small Commercial	All	HVAC	Unitary and Split System AC/HP Equipment	per ton	ROB	15	15	$160.00	151	0.0770	0	0	0
27	WS	Commercial	Small Commercial	All	HVAC	Unitary and Split System AC/HP Equipment	per ton	ROB	15	15	$140.00	124	0.0530	0	0	0
28	WS	Commercial	Small Commercial	All	HVAC	Unitary and Split System AC/HP Equipment	per ton	ROB	15	15	$160.00	151	0.0770	0	0	0
29	WS	Commercial	Small Commercial	All	HVAC	Unitary and Split System AC/HP Equipment	per ton	ROB	15	15	$160.00	128	0.0940	0	0	0
30	WS	Commercial	Small Commercial	All	HVAC	Unitary and Split System AC/HP Equipment	per ton	ROB	15	15	$160.00	129	0.0780	0	0	0
31	WS	Commercial	Large Commercial	K12 Education	HVAC	Unitary and Split System AC/HP Equipment	per ton	ROB	15	15	$160.00	51	0.0630	0	0	0
32	WS	Commercial	Large Commercial	Education with Summer Sessions	HVAC	Unitary and Split System AC/HP Equipment	per ton	ROB	15	15	$160.00	111	0.0630	0	0	0
33	WS	Commercial	Large Commercial	Lodging	HVAC	Unitary and Split System AC/HP Equipment	per ton	ROB	15	15	$160.00	174	0.0680	0	0	0
34	WS	Commercial	Large Commercial	General Large Commercial	HVAC	Unitary and Split System AC/HP Equipment	per ton	ROB	15	15	$160.00	114	0.0750	0	0	0
35	WS	Commercial	Large Commercial	K12 Education	HVAC	Unitary and Split System AC/HP Equipment	per ton	ROB	15	15	$160.00	26	0.0590	0	0	0
36	WS	Commercial	Large Commercial	Education with Summer Sessions	HVAC	Unitary and Split System AC/HP Equipment	per ton	ROB	15	15	$160.00	56	0.0590	0	0	0
37	WS	Commercial	Large Commercial	Lodging	HVAC	Unitary and Split System AC/HP Equipment	per ton	ROB	15	15	$160.00	88	0.0640	0	0	0
38	WS	Commercial	Large Commercial	General Large Commercial	HVAC	Unitary and Split System AC/HP Equipment	per ton	ROB	15	15	$160.00	58	0.0700	0	0	0
39	WS	Commercial	Small Commercial	Lodging	HVAC	PTAC	Per Guest Room	ROB	10	10	$84.00	38	0.0280	0	0	0
40	NWS	Commercial	Small Commercial	Lodging	HVAC	Occupancy-Based PTAC/PTHP Controls	Retrofit	RET	8	8	$260.00	305	0.1800	0	0	0
41	WS	Commercial	Large Commercial	K12 Education	HVAC	Air or Water Cooled Chilling Equipment (Chillers)	per ton	ROB	20	20	$137.00	37	0.0398	0	0	0
42	WS	Commercial	Large Commercial	Education with Summer Sessions	HVAC	Air or Water Cooled Chilling Equipment (Chillers)	per ton	ROB	20	20	$137.00	81	0.0471	0	0	0
43	WS	Commercial	Large Commercial	Lodging	HVAC	Air or Water Cooled Chilling Equipment (Chillers)	per ton	ROB	20	20	$137.00	127	0.0432	0	0	0
44	WS	Commercial	Large Commercial	General Large Commercial	HVAC	Air or Water Cooled Chilling Equipment (Chillers)	per ton	ROB	20	20	$137.00	83	0.0471	0	0	0
45	WS	Commercial	Large Commercial	K12 Education	HVAC	Air or Water Cooled Chilling Equipment (Chillers)	per ton	ROB	20	20	$224.07	85	0.0083	0	0	0
46	WS	Commercial	Large Commercial	Education with Summer Sessions	HVAC	Air or Water Cooled Chilling Equipment (Chillers)	per ton	ROB	20	20	$224.07	185	0.0098	0	0	0
47	WS	Commercial	Large Commercial	Lodging	HVAC	Air or Water Cooled Chilling Equipment (Chillers)	per ton	ROB	20	20	$224.07	291	0.0090	0	0	0
48	WS	Commercial	Large Commercial	General Large Commercial	HVAC	Air or Water Cooled Chilling Equipment (Chillers)	per ton	ROB	20	20	$224.07	190	0.0099	0	0	0
49	WS	Commercial	Large Commercial	Hospital	HVAC	Air or Water Cooled Chilling Equipment (Chillers)	per ton	ROB	20	20	$80.00	91	0.0255	0	0	0
50	WS	Commercial	Large Commercial	K12 Education	HVAC	Air or Water Cooled Chilling Equipment (Chillers)	per ton	ROB	20	20	$80.00	23	0.0213	0	0	0
51	WS	Commercial	Large Commercial	Education with Summer Sessions	HVAC	Air or Water Cooled Chilling Equipment (Chillers)	per ton	ROB	20	20	$80.00	50	0.0252	0	0	0
52	WS	Commercial	Large Commercial	Lodging	HVAC	Air or Water Cooled Chilling Equipment (Chillers)	per ton	ROB	20	20	$80.00	78	0.0231	0	0	0
53	WS	Commercial	Large Commercial	General Large Commercial	HVAC	Air or Water Cooled Chilling Equipment (Chillers)	per ton	ROB	20	20	$80.00	51	0.0252	0	0	0
54	WS	Commercial	Large Commercial	Hospital	HVAC	Air or Water Cooled Chilling Equipment (Chillers)	per ton	ROB	20	20	$80.00	253	0.0085	0	0	0
55	WS	Commercial	Large Commercial	K12 Education	HVAC	Air or Water Cooled Chilling Equipment (Chillers)	per ton	ROB	20	20	$80.00	64	0.0071	0	0	0
56	WS	Commercial	Large Commercial	Education with Summer Sessions	HVAC	Air or Water Cooled Chilling Equipment (Chillers)	per ton	ROB	20	20	$80.00	139	0.0084	0	0	0
57	WS	Commercial	Large Commercial	Lodging	HVAC	Air or Water Cooled Chilling Equipment (Chillers)	per ton	ROB	20	20	$80.00	219	0.0077	0	0	0
58	WS	Commercial	Large Commercial	General Large Commercial	HVAC	Air or Water Cooled Chilling Equipment (Chillers)	per ton	ROB	20	20	$80.00	143	0.0085	0	0	0
59	WS	Commercial	Large Commercial	Hospital	HVAC	Air or Water Cooled Chilling Equipment (Chillers)	per ton	ROB	25	25	$58.00	91	0.0255	0	0	0
60	WS	Commercial	Large Commercial	Education with Summer Sessions	HVAC	Air or Water Cooled Chilling Equipment (Chillers)	per ton	ROB	25	25	$58.00	50	0.0252	0	0	0

*N/A: Measure did not pass measure level screening and therefore was not included in a program.

MEASURE DESCRIPTION											MEASURE INCREMENTAL SAVINGS PER UNIT					
Measure ID	Weather Sensitive	Sector	Sub-Sector	Building Type	End Use	Measure Name	Measure Unit Name	Retrofit (RET), Replace-on-Burnout (ROB), or New Construction (NEW)	Baseline Unit Lifetime (Years)	Efficient Unit Lifetime (Years)	Total Incremental Cost	Annual kWh Savings	Annual kW Coincident Peak Savings	Annual Gas Savings (Therms)	Annual kWh Increases	Annual kW Coincident Peak Increases
61	WS	Commercial	Large Commercial	Lodging	HVAC	Air or Water Cooled Chilling Equipment (Chillers)	per ton	ROB	25	25	$58.00	78	0.0231	0	0	0
62	WS	Commercial	Large Commercial	General Large Commercial	HVAC	Air or Water Cooled Chilling Equipment (Chillers)	per ton	ROB	25	25	$58.00	51	0.0252	0	0	0
63	WS	Commercial	Large Commercial	Hospital	HVAC	Air or Water Cooled Chilling Equipment (Chillers)	per ton	ROB	25	25	$138.09	290	0.0085	0	0	0
64	WS	Commercial	Large Commercial	Education with Summer Sessions	HVAC	Air or Water Cooled Chilling Equipment (Chillers)	per ton	ROB	25	25	$138.09	159	0.0084	0	0	0
65	WS	Commercial	Large Commercial	Lodging	HVAC	Air or Water Cooled Chilling Equipment (Chillers)	per ton	ROB	25	25	$138.09	250	0.0077	0	0	0
66	WS	Commercial	Large Commercial	General Large Commercial	HVAC	Air or Water Cooled Chilling Equipment (Chillers)	per ton	ROB	25	25	$138.09	163	0.0085	0	0	0
67	NWS	Commercial	Large Commercial	Hospital	HVAC	Variable Speed Drives for HVAC	Per HP	RET	15	15	$175.00	2,921	0.0780	0	0	0
68	NWS	Commercial	Large Commercial	Hospital	HVAC	Variable Speed Drives for HVAC	Per HP	RET	15	15	$280.00	1,478	0.1770	0	0	0
69	NWS	Commercial	Large Commercial	Hospital	HVAC	Variable Speed Drives for HVAC	Per HP	RET	15	15	$280.00	3,109	0.0000	0	0	0
70	NWS	Commercial	Large Commercial	Hospital	HVAC	Variable Speed Drives for HVAC	Per HP	RET	15	15	$175.00	4,409	0.1050	0	0	0
71	NWS	Commercial	Large Commercial	K12 Education	HVAC	Variable Speed Drives for HVAC	Per HP	RET	15	15	$175.00	833	0.0780	0	0	0
72	NWS	Commercial	Large Commercial	K12 Education	HVAC	Variable Speed Drives for HVAC	Per HP	RET	15	15	$280.00	561	0.1770	0	0	0
73	NWS	Commercial	Large Commercial	K12 Education	HVAC	Variable Speed Drives for HVAC	Per HP	RET	15	15	$280.00	3,109	0.0000	0	0	0
74	NWS	Commercial	Large Commercial	K12 Education	HVAC	Variable Speed Drives for HVAC	Per HP	RET	15	15	$175.00	1,258	0.1050	0	0	0
75	NWS	Commercial	Large Commercial	Education with Summer Sessions	HVAC	Variable Speed Drives for HVAC	Per HP	RET	15	15	$175.00	985	0.0780	0	0	0
76	NWS	Commercial	Large Commercial	Education with Summer Sessions	HVAC	Variable Speed Drives for HVAC	Per HP	RET	15	15	$280.00	627	0.1770	0	0	0
77	NWS	Commercial	Large Commercial	Education with Summer Sessions	HVAC	Variable Speed Drives for HVAC	Per HP	RET	15	15	$280.00	3,109	0.0000	0	0	0
78	NWS	Commercial	Large Commercial	Education with Summer Sessions	HVAC	Variable Speed Drives for HVAC	Per HP	RET	15	15	$175.00	1,487	0.1050	0	0	0
79	NWS	Commercial	Large Commercial	Lodging	HVAC	Variable Speed Drives for HVAC	Per HP	RET	15	15	$175.00	1,167	0.0780	0	0	0
80	NWS	Commercial	Large Commercial	Lodging	HVAC	Variable Speed Drives for HVAC	Per HP	RET	15	15	$280.00	708	0.1770	0	0	0
81	NWS	Commercial	Large Commercial	Lodging	HVAC	Variable Speed Drives for HVAC	Per HP	RET	15	15	$280.00	3,109	0.0000	0	0	0
82	NWS	Commercial	Large Commercial	Lodging	HVAC	Variable Speed Drives for HVAC	Per HP	RET	15	15	$175.00	1,762	0.1050	0	0	0
83	NWS	Commercial	Large Commercial	General Large Commercial	HVAC	Variable Speed Drives for HVAC	Per HP	RET	15	15	$175.00	1,428	0.0780	0	0	0
84	NWS	Commercial	Large Commercial	General Large Commercial	HVAC	Variable Speed Drives for HVAC	Per HP	RET	15	15	$280.00	822	0.1770	0	0	0
85	NWS	Commercial	Large Commercial	General Large Commercial	HVAC	Variable Speed Drives for HVAC	Per HP	RET	15	15	$280.00	3,109	0.0000	0	0	0
86	NWS	Commercial	Large Commercial	General Large Commercial	HVAC	Variable Speed Drives for HVAC	Per HP	RET	15	15	$175.00	2,156	0.1050	0	0	0
87	NWS	Commercial	Small Commercial	All	HVAC	Dual Enthalpy Economizer	Per Sqft	ROB	10	10	$250.00	896	0.0000	0	0	0
88	NWS	Commercial	Large Commercial	All	HVAC	Dual Enthalpy Economizer	Per Sqft	ROB	10	10	$2,000.00	8,545	0.0000	0	0	0
89	NWS	Commercial	Small Commercial	All	HVAC	Demand Controlled Ventilation	Per Sqft	ROB	10	10	$600.00	2,536	2.2641	0	0	0
90	NWS	Commercial	Large Commercial	All	HVAC	Demand Controlled Ventilation	Per Sqft	ROB	10	10	$3,960.55	8,221	0.0000	0	0	0
91	WS	Commercial	Small Commercial	All	HVAC	Ground Source Heatpump	Per ton	ROB	15	15	$750.00	345	0.2910	0	0	0
92	WS	Commercial	Small Commercial	All	HVAC	AC Tune-Up	Per ton	RET	5	5	$35.00	56	0.0503	0	0	0
93	NWS	Commercial	Small Commercial	All	HVAC	Electronically Commutated Motors for Refrigeration and HVAC Applications	Per HP	RET	15	15	$400.00	2,895	0.6600	0	0	0
94	NWS	Commercial	All	Hospital	Lighting	High Performance T8/T5 with Low-BF Ballast	Per Fixure	RET	12	12	$50.00	39	0.0066	0	0	0
95	NWS	Commercial	All	Hospital	Lighting	High Performance T8/T5 with Low-BF Ballast	Per Fixure	RET	12	12	$55.00	56	0.0094	0	0	0
96	NWS	Commercial	All	Hospital	Lighting	High Performance T8/T5 with Low-BF Ballast	Per Fixure	RET	12	12	$60.00	90	0.0150	0	0	0
97	NWS	Commercial	All	Hospital	Lighting	High Performance T8/T5 with Low-BF Ballast	Per Fixure	RET	12	12	$65.00	112	0.0187	0	0	0
98	NWS	Commercial	All	K12 Education	Lighting	High Performance T8/T5 with Low-BF Ballast	Per Fixure	RET	25	25	$50.00	19	0.0039	0	0	0
99	NWS	Commercial	All	K12 Education	Lighting	High Performance T8/T5 with Low-BF Ballast	Per Fixure	RET	25	25	$55.00	27	0.0056	0	0	0
100	NWS	Commercial	All	K12 Education	Lighting	High Performance T8/T5 with Low-BF Ballast	Per Fixure	RET	25	25	$60.00	44	0.0090	0	0	0
101	NWS	Commercial	All	K12 Education	Lighting	High Performance T8/T5 with Low-BF Ballast	Per Fixure	RET	25	25	$65.00	54	0.0113	0	0	0
102	NWS	Commercial	All	Education with Summer Sessions	Lighting	High Performance T8/T5 with Low-BF Ballast	Per Fixure	RET	20	20	$50.00	25	0.0058	0	0	0
103	NWS	Commercial	All	Education with Summer Sessions	Lighting	High Performance T8/T5 with Low-BF Ballast	Per Fixure	RET	20	20	$55.00	35	0.0083	0	0	0
104	NWS	Commercial	All	Education with Summer Sessions	Lighting	High Performance T8/T5 with Low-BF Ballast	Per Fixure	RET	20	20	$60.00	56	0.0132	0	0	0
105	NWS	Commercial	All	Education with Summer Sessions	Lighting	High Performance T8/T5 with Low-BF Ballast	Per Fixure	RET	20	20	$65.00	70	0.0166	0	0	0
106	NWS	Commercial	All	Lodging	Lighting	High Performance T8/T5 with Low-BF Ballast	Per Fixure	RET	11	11	$50.00	45	0.0069	0	0	0
107	NWS	Commercial	All	Lodging	Lighting	High Performance T8/T5 with Low-BF Ballast	Per Fixure	RET	11	11	$55.00	65	0.0098	0	0	0
108	NWS	Commercial	All	Lodging	Lighting	High Performance T8/T5 with Low-BF Ballast	Per Fixure	RET	11	11	$60.00	104	0.0157	0	0	0
109	NWS	Commercial	All	Lodging	Lighting	High Performance T8/T5 with Low-BF Ballast	Per Fixure	RET	11	11	$65.00	130	0.0197	0	0	0
110	NWS	Commercial	All	General Large Commercial	Lighting	High Performance T8/T5 with Low-BF Ballast	Per Fixure	RET	19	19	$50.00	26	0.0065	0	0	0
111	NWS	Commercial	All	General Large Commercial	Lighting	High Performance T8/T5 with Low-BF Ballast	Per Fixure	RET	19	19	$55.00	37	0.0092	0	0	0
112	NWS	Commercial	All	General Large Commercial	Lighting	High Performance T8/T5 with Low-BF Ballast	Per Fixure	RET	19	19	$60.00	59	0.0148	0	0	0
113	NWS	Commercial	All	General Large Commercial	Lighting	High Performance T8/T5 with Low-BF Ballast	Per Fixure	RET	19	19	$65.00	73	0.0185	0	0	0
114	NWS	Commercial	All	General Small Commercial	Lighting	High Performance T8/T5 with Low-BF Ballast	Per Fixure	RET	17	17	$50.00	28	0.0076	0	0	0
115	NWS	Commercial	All	General Small Commercial	Lighting	High Performance T8/T5 with Low-BF Ballast	Per Fixure	RET	17	17	$55.00	41	0.0109	0	0	0
116	NWS	Commercial	All	General Small Commercial	Lighting	High Performance T8/T5 with Low-BF Ballast	Per Fixure	RET	17	17	$60.00	65	0.0175	0	0	0
117	NWS	Commercial	All	General Small Commercial	Lighting	High Performance T8/T5 with Low-BF Ballast	Per Fixure	RET	17	17	$65.00	81	0.0218	0	0	0
118	NWS	Commercial	All	Hospital	Lighting	Reduced Wattage T8/T5 Lamps	Per Lamp	ROB	3	6	$2.00	34	0.0056	0	0	0
119	NWS	Commercial	All	K12 Education	Lighting	Reduced Wattage T8/T5 Lamps	Per Lamp	ROB	5	13	$2.00	16	0.0034	0	0	0
120	NWS	Commercial	All	Education with Summer Sessions	Lighting	Reduced Wattage T8/T5 Lamps	Per Lamp	ROB	4	10	$2.00	21	0.0050	0	0	0

*N/A: Measure did not pass measure level screening and therefore was not included in a program.

MEASURE DESCRIPTION											MEASURE INCREMENTAL SAVINGS PER UNIT					
Measure ID	Weather Sensitive	Sector	Sub-Sector	Building Type	End Use	Measure Name	Measure Unit Name	Retrofit (RET), Replace-on-Burnout (ROB), or New Construction (NEW)	Baseline Unit Lifetime (Years)	Efficient Unit Lifetime (Years)	Total Incremental Cost	Annual kWh Savings	Annual kW Coincident Peak Savings	Annual Gas Savings (Therms)	Annual kWh Increases	Annual kW Coincident Peak Increases
121	NWS	Commercial	All	Lodging	Lighting	Reduced Wattage T8/T5 Lamps	Per Lamp	ROB	2	5	$2.00	39	0.0059	0	0	0
122	NWS	Commercial	All	General Large Commercial	Lighting	Reduced Wattage T8/T5 Lamps	Per Lamp	ROB	4	10	$2.00	22	0.0055	0	0	0
123	NWS	Commercial	All	General Small Commercial	Lighting	Reduced Wattage T8/T5 Lamps	Per Lamp	ROB	4	9	$2.00	24	0.0066	0	0	0
124	NWS	Commercial	All	Hospital	Lighting	Reduced Wattage T8/T5 Lamps	Per Lamp	RET	3	6	$7.17	34	0.0056	0	0	0
125	NWS	Commercial	All	K12 Education	Lighting	Reduced Wattage T8/T5 Lamps	Per Lamp	RET	5	13	$7.17	16	0.0034	0	0	0
126	NWS	Commercial	All	Education with Summer Sessions	Lighting	Reduced Wattage T8/T5 Lamps	Per Lamp	RET	4	10	$7.17	21	0.0050	0	0	0
127	NWS	Commercial	All	Lodging	Lighting	Reduced Wattage T8/T5 Lamps	Per Lamp	RET	2	5	$7.17	39	0.0059	0	0	0
128	NWS	Commercial	All	General Large Commercial	Lighting	Reduced Wattage T8/T5 Lamps	Per Lamp	RET	4	10	$7.17	22	0.0055	0	0	0
129	NWS	Commercial	All	General Small Commercial	Lighting	Reduced Wattage T8/T5 Lamps	Per Lamp	RET	4	9	$7.17	24	0.0066	0	0	0
130	NWS	Commercial	All	Hospital	Lighting	Linear Florescent Fixture Upgrade	Per Lamp	RET	0	11	$49.00	112	0.0187	0	0	0
131	NWS	Commercial	All	K12 Education	Lighting	Linear Florescent Fixture Upgrade	Per Lamp	RET	0	11	$49.00	54	0.0113	0	0	0
132	NWS	Commercial	All	Education with Summer Sessions	Lighting	Linear Florescent Fixture Upgrade	Per Lamp	RET	0	11	$49.00	42	0.0166	0	0	0
133	NWS	Commercial	All	Lodging	Lighting	Linear Florescent Fixture Upgrade	Per Lamp	RET	0	11	$49.00	130	0.0197	0	0	0
134	NWS	Commercial	All	General Large Commercial	Lighting	Linear Florescent Fixture Upgrade	Per Lamp	RET	0	11	$49.00	73	0.0185	0	0	0
135	NWS	Commercial	All	General Small Commercial	Lighting	Linear Florescent Fixture Upgrade	Per Lamp	RET	0	11	$49.00	81	0.0218	0	0	0
136	NWS	Commercial	All	Hospital	Lighting	Linear Florescent Fixture Upgrade	Per Lamp	RET	0	11	$53.00	225	0.0374	0	0	0
137	NWS	Commercial	All	K12 Education	Lighting	Linear Florescent Fixture Upgrade	Per Lamp	RET	0	11	$53.00	109	0.0226	0	0	0
138	NWS	Commercial	All	Education with Summer Sessions	Lighting	Linear Florescent Fixture Upgrade	Per Lamp	RET	0	11	$53.00	140	0.0331	0	0	0
139	NWS	Commercial	All	Lodging	Lighting	Linear Florescent Fixture Upgrade	Per Lamp	RET	0	11	$53.00	260	0.0394	0	0	0
140	NWS	Commercial	All	General Large Commercial	Lighting	Linear Florescent Fixture Upgrade	Per Lamp	RET	0	11	$53.00	146	0.0370	0	0	0
141	NWS	Commercial	All	General Small Commercial	Lighting	Linear Florescent Fixture Upgrade	Per Lamp	RET	0	11	$53.00	163	0.0437	0	0	0
142	NWS	Commercial	All	Hospital	Lighting	Linear Florescent Fixture Upgrade	Per Lamp	RET	0	11	$80.00	112	0.0187	0	0	0
143	NWS	Commercial	All	K12 Education	Lighting	Linear Florescent Fixture Upgrade	Per Lamp	RET	0	11	$80.00	54	0.0113	0	0	0
144	NWS	Commercial	All	Education with Summer Sessions	Lighting	Linear Florescent Fixture Upgrade	Per Lamp	RET	0	11	$80.00	70	0.0166	0	0	0
145	NWS	Commercial	All	Lodging	Lighting	Linear Florescent Fixture Upgrade	Per Lamp	RET	0	11	$80.00	130	0.0197	0	0	0
146	NWS	Commercial	All	General Large Commercial	Lighting	Linear Florescent Fixture Upgrade	Per Lamp	RET	0	11	$80.00	73	0.0185	0	0	0
147	NWS	Commercial	All	General Small Commercial	Lighting	Linear Florescent Fixture Upgrade	Per Lamp	RET	0	11	$80.00	81	0.0218	0	0	0
148	NWS	Commercial	All	Hospital	Lighting	Linear Florescent Fixture Upgrade	Per Lamp	RET	0	11	$80.00	225	0.0374	0	0	0
149	NWS	Commercial	All	K12 Education	Lighting	Linear Florescent Fixture Upgrade	Per Lamp	RET	0	11	$80.00	109	0.0226	0	0	0
150	NWS	Commercial	All	Education with Summer Sessions	Lighting	Linear Florescent Fixture Upgrade	Per Lamp	RET	0	11	$80.00	140	0.0331	0	0	0
151	NWS	Commercial	All	Lodging	Lighting	Linear Florescent Fixture Upgrade	Per Lamp	RET	0	11	$80.00	260	0.0394	0	0	0
152	NWS	Commercial	All	General Large Commercial	Lighting	Linear Florescent Fixture Upgrade	Per Lamp	RET	0	11	$80.00	146	0.0370	0	0	0
153	NWS	Commercial	All	General Small Commercial	Lighting	Linear Florescent Fixture Upgrade	Per Lamp	RET	0	11	$80.00	163	0.0437	0	0	0
154	NWS	Commercial	All	Hospital	Lighting	Commercial Standard CFL	Per Lamp	ROB	0	1	$1.50	160	0.0266	0	0	0
155	NWS	Commercial	All	Hospital	Lighting	Commercial Standard CFL	Per Lamp	ROB	0	1	$5.00	325	0.0542	0	0	0
156	NWS	Commercial	All	K12 Education	Lighting	Commercial Standard CFL	Per Lamp	ROB	0	1	$1.50	77	0.0160	0	0	0
157	NWS	Commercial	All	K12 Education	Lighting	Commercial Standard CFL	Per Lamp	ROB	0	3	$5.00	158	0.0327	0	0	0
158	NWS	Commercial	All	Education with Summer Sessions	Lighting	Commercial Standard CFL	Per Lamp	ROB	0	2	$1.50	100	0.0235	0	0	0
159	NWS	Commercial	All	Education with Summer Sessions	Lighting	Commercial Standard CFL	Per Lamp	ROB	0	2	$5.00	203	0.0479	0	0	0
160	NWS	Commercial	All	Lodging	Lighting	Commercial Standard CFL	Per Lamp	ROB	0	3	$1.50	85	0.0085	0	0	0
161	NWS	Commercial	All	Lodging	Lighting	Commercial Standard CFL	Per Lamp	ROB	0	2	$5.00	173	0.0174	0	0	0
162	NWS	Commercial	All	General Large Commercial	Lighting	Commercial Standard CFL	Per Lamp	ROB	0	2	$1.50	104	0.0263	0	0	0
163	NWS	Commercial	All	General Large Commercial	Lighting	Commercial Standard CFL	Per Lamp	ROB	0	2	$5.00	212	0.0535	0	0	0
164	NWS	Commercial	All	General Small Commercial	Lighting	Commercial Standard CFL	Per Lamp	ROB	0	2	$1.50	116	0.0310	0	0	0
165	NWS	Commercial	All	General Small Commercial	Lighting	Commercial Standard CFL	Per Lamp	ROB	0	1	$5.00	235	0.0632	0	0	0
166	NWS	Commercial	All	Hospital	Lighting	LED Bulbs	Per Lamp	ROB	0	9	$10.00	168	0.0280	0	0	0
167	NWS	Commercial	All	Hospital	Lighting	LED Bulbs	Per Lamp	ROB	0	9	$15.00	337	0.0563	0	0	0
168	NWS	Commercial	All	K12 Education	Lighting	LED Bulbs	Per Lamp	ROB	0	18	$10.00	81	0.0169	0	0	0
169	NWS	Commercial	All	K12 Education	Lighting	LED Bulbs	Per Lamp	ROB	0	18	$15.00	164	0.0339	0	0	0
170	NWS	Commercial	All	Education with Summer Sessions	Lighting	LED Bulbs	Per Lamp	ROB	0	14	$10.00	105	0.0248	0	0	0
171	NWS	Commercial	All	Education with Summer Sessions	Lighting	LED Bulbs	Per Lamp	ROB	0	14	$15.00	211	0.0498	0	0	0
172	NWS	Commercial	All	Lodging	Lighting	LED Bulbs	Per Lamp	ROB	0	16	$10.00	90	0.0090	0	0	0
173	NWS	Commercial	All	Lodging	Lighting	LED Bulbs	Per Lamp	ROB	0	16	$15.00	180	0.0180	0	0	0
174	NWS	Commercial	All	General Large Commercial	Lighting	LED Bulbs	Per Lamp	ROB	0	13	$10.00	110	0.0277	0	0	0
175	NWS	Commercial	All	General Large Commercial	Lighting	LED Bulbs	Per Lamp	ROB	0	13	$15.00	220	0.0555	0	0	0
176	NWS	Commercial	All	General Small Commercial	Lighting	LED Bulbs	Per Lamp	ROB	0	12	$10.00	122	0.0327	0	0	0
177	NWS	Commercial	All	General Small Commercial	Lighting	LED Bulbs	Per Lamp	ROB	0	12	$15.00	244	0.0656	0	0	0
178	NWS	Commercial	Large Commercial	All	Lighting	Efficient High Bay Lighting	Per Fixure	RET	11	19	$200.00	315	0.0795	0	0	0
179	NWS	Commercial	Small Commercial	All	Lighting	Efficient High Bay Lighting	Per Fixure	RET	10	17	$200.00	350	0.0939	0	0	0
180	NWS	Commercial	Large Commercial	All	Lighting	Efficient High Bay Lighting	Per Fixure	RET	10	17	$225.00	524	0.1409	0	0	0

*N/A: Measure did not pass measure level screening and therefore was not included in a program.

MEASURE DESCRIPTION											MEASURE INCREMENTAL SAVINGS PER UNIT					
Measure ID	Weather Sensitive	Sector	Sub-Sector	Building Type	End Use	Measure Name	Measure Unit Name	Retrofit (RET), Replace-on-Burnout (ROB), or New Construction (NEW)	Baseline Unit Lifetime (Years)	Efficient Unit Lifetime (Years)	Total Incremental Cost	Annual kWh Savings	Annual kW Coincident Peak Savings	Annual Gas Savings (Therms)	Annual kWh Increases	Annual kW Coincident Peak Increases
181	NWS	Commercial	Small Commercial	All	Lighting	Efficient High Bay Lighting	Per Fixure	RET	10	17	$225.00	524	0.1409	0	0	0
182	NWS	Commercial	Large Commercial	All	Lighting	Efficient High Bay Lighting	Per Fixure	RET	11	19	$200.00	546	0.1377	0	0	0
183	NWS	Commercial	Small Commercial	All	Lighting	Efficient High Bay Lighting	Per Fixure	RET	11	19	$200.00	546	0.1377	0	0	0
184	NWS	Commercial	Large Commercial	All	Lighting	Efficient High Bay Lighting	Per Fixure	RET	10	17	$225.00	951	0.2555	0	0	0
185	NWS	Commercial	Small Commercial	All	Lighting	Efficient High Bay Lighting	Per Fixure	RET	10	17	$225.00	951	0.2555	0	0	0
186	NWS	Commercial	Large Commercial	All	Lighting	Efficient High Bay Lighting	Per Fixure	RET	3	8	$200.00	494	0.1246	0	0	0
187	NWS	Commercial	Small Commercial	All	Lighting	Efficient High Bay Lighting	Per Fixure	RET	2	7	$200.00	548	0.1472	0	0	0
188	NWS	Commercial	Large Commercial	All	Lighting	Efficient High Bay Lighting	Per Fixure	RET	3	8	$200.00	263	0.0660	0	0	0
189	NWS	Commercial	Small Commercial	All	Lighting	Efficient High Bay Lighting	Per Fixure	RET	2	7	$200.00	292	0.0780	0	0	0
190	NWS	Commercial	Large Commercial	All	Lighting	Lighting Controls	Per Fixure	RET	0	8	$77.67	370	0.0990	0	0	0
191	NWS	Commercial	Large Commercial	All	Lighting	Lighting Controls	Per Fixure	RET	0	8	$77.67	247	0.0660	0	0	0
192	NWS	Commercial	Large Commercial	All	Lighting	Lighting Controls	Per Fixure	RET	0	8	$77.67	123	0.0330	0	0	0
193	NWS	Commercial	Large Commercial	All	Lighting	Lighting Controls	Per Fixure	RET	0	8	$77.67	370	0.0990	0	0	0
194	NWS	Commercial	Large Commercial	All	Lighting	Lighting Controls	Per Fixure	RET	0	8	$77.67	493	0.1320	0	0	0
195	NWS	Commercial	Large Commercial	All	Lighting	Lighting Controls	Per Fixure	RET	0	8	$77.67	432	0.1155	0	0	0
196	NWS	Commercial	Large Commercial	All	Lighting	Lighting Controls	Per Fixure	RET	0	8	$77.67	432	0.1155	0	0	0
197	NWS	Commercial	Small Commercial	All	Lighting	Lighting Controls	Per Fixure	RET	0	8	$77.67	411	0.0990	0	0	0
198	NWS	Commercial	Small Commercial	All	Lighting	Lighting Controls	Per Fixure	RET	0	8	$77.67	274	0.0660	0	0	0
199	NWS	Commercial	Small Commercial	All	Lighting	Lighting Controls	Per Fixure	RET	0	8	$77.67	137	0.0330	0	0	0
200	NWS	Commercial	Small Commercial	All	Lighting	Lighting Controls	Per Fixure	RET	0	8	$77.67	411	0.0990	0	0	0
201	NWS	Commercial	Small Commercial	All	Lighting	Lighting Controls	Per Fixure	RET	0	8	$77.67	548	0.1320	0	0	0
202	NWS	Commercial	Small Commercial	All	Lighting	Lighting Controls	Per Fixure	RET	0	8	$77.67	479	0.1155	0	0	0
203	NWS	Commercial	Small Commercial	All	Lighting	Lighting Controls	Per Fixure	RET	0	8	$77.67	479	0.1155	0	0	0
204	NWS	Commercial	Small Commercial	All	Lighting	LED Exit Signs	Per Fixure	RET	1	16	$30.00	77	0.0098	0	0	0
205	NWS	Commercial	All	Hospital	Refrigeration	Coolers/Freezers	Per Motor	RET	15	15	$50.00	411	0.0330	0	0	0
206	NWS	Commercial	All	K12 Education	Refrigeration	Coolers/Freezers	Per Motor	RET	15	15	$50.00	411	0.0330	0	0	0
207	NWS	Commercial	All	Education with Summer Sessions	Refrigeration	Coolers/Freezers	Per Motor	RET	15	15	$50.00	411	0.0330	0	0	0
208	NWS	Commercial	All	Lodging	Refrigeration	Coolers/Freezers	Per Motor	RET	15	15	$50.00	411	0.0330	0	0	0
209	NWS	Commercial	All	Food Sales	Refrigeration	Coolers/Freezers	Per Motor	RET	15	15	$50.00	392	0.0510	0	0	0
210	NWS	Commercial	All	Restaurant	Refrigeration	Coolers/Freezers	Per Motor	RET	15	15	$50.00	411	0.0330	0	0	0
211	NWS	Commercial	All	Hospital	Refrigeration	ENERGY STAR Solid Door Refrigerator	Per Unit	ROB	12	12	$143.00	1,292	0.1500	0	0	0
212	NWS	Commercial	All	Hospital	Refrigeration	ENERGY STAR Solid Door Refrigerator	Per Unit	ROB	12	12	$164.00	1,840	0.2100	0	0	0
213	NWS	Commercial	All	Hospital	Refrigeration	ENERGY STAR Solid Door Refrigerator	Per Unit	ROB	12	12	$164.00	2,570	0.2900	0	0	0
214	NWS	Commercial	All	Hospital	Refrigeration	ENERGY STAR Solid Door Refrigerator	Per Unit	ROB	12	12	$249.00	3,300	0.3800	0	0	0
215	NWS	Commercial	All	Hospital	Refrigeration	ENERGY STAR Solid Door Freezer	Per Unit	ROB	12	12	$142.00	2,694	0.3100	0	0	0
216	NWS	Commercial	All	Hospital	Refrigeration	ENERGY STAR Solid Door Freezer	Per Unit	ROB	12	12	$166.00	4,884	0.5600	0	0	0
217	NWS	Commercial	All	Hospital	Refrigeration	ENERGY STAR Solid Door Freezer	Per Unit	ROB	12	12	$166.00	7,804	0.8900	0	0	0
218	NWS	Commercial	All	Hospital	Refrigeration	ENERGY STAR Solid Door Freezer	Per Unit	ROB	12	12	$407.00	10,724	1.2200	0	0	0
219	NWS	Commercial	All	K12 Education	Refrigeration	ENERGY STAR Solid Door Refrigerator	Per Unit	ROB	12	12	$143.00	1,292	0.1500	0	0	0
220	NWS	Commercial	All	K12 Education	Refrigeration	ENERGY STAR Solid Door Refrigerator	Per Unit	ROB	12	12	$164.00	1,840	0.2100	0	0	0
221	NWS	Commercial	All	K12 Education	Refrigeration	ENERGY STAR Solid Door Refrigerator	Per Unit	ROB	12	12	$164.00	2,570	0.2900	0	0	0
222	NWS	Commercial	All	K12 Education	Refrigeration	ENERGY STAR Solid Door Refrigerator	Per Unit	ROB	12	12	$249.00	3,300	0.3800	0	0	0
223	NWS	Commercial	All	K12 Education	Refrigeration	ENERGY STAR Solid Door Freezer	Per Unit	ROB	12	12	$142.00	2,694	0.3100	0	0	0
224	NWS	Commercial	All	K12 Education	Refrigeration	ENERGY STAR Solid Door Freezer	Per Unit	ROB	12	12	$166.00	4,884	0.5600	0	0	0
225	NWS	Commercial	All	K12 Education	Refrigeration	ENERGY STAR Solid Door Freezer	Per Unit	ROB	12	12	$166.00	7,804	0.8900	0	0	0
226	NWS	Commercial	All	K12 Education	Refrigeration	ENERGY STAR Solid Door Freezer	Per Unit	ROB	12	12	$407.00	10,724	1.2200	0	0	0
227	NWS	Commercial	All	Education with Summer Sessions	Refrigeration	ENERGY STAR Solid Door Refrigerator	Per Unit	ROB	12	12	$143.00	1,292	0.1500	0	0	0
228	NWS	Commercial	All	Education with Summer Sessions	Refrigeration	ENERGY STAR Solid Door Refrigerator	Per Unit	ROB	12	12	$164.00	1,840	0.2100	0	0	0
229	NWS	Commercial	All	Education with Summer Sessions	Refrigeration	ENERGY STAR Solid Door Refrigerator	Per Unit	ROB	12	12	$164.00	2,570	0.2900	0	0	0
230	NWS	Commercial	All	Education with Summer Sessions	Refrigeration	ENERGY STAR Solid Door Refrigerator	Per Unit	ROB	12	12	$249.00	3,300	0.3800	0	0	0
231	NWS	Commercial	All	Education with Summer Sessions	Refrigeration	ENERGY STAR Solid Door Freezer	Per Unit	ROB	12	12	$142.00	2,694	0.3100	0	0	0
232	NWS	Commercial	All	Education with Summer Sessions	Refrigeration	ENERGY STAR Solid Door Freezer	Per Unit	ROB	12	12	$166.00	4,884	0.5600	0	0	0
233	NWS	Commercial	All	Education with Summer Sessions	Refrigeration	ENERGY STAR Solid Door Freezer	Per Unit	ROB	12	12	$166.00	7,804	0.8900	0	0	0
234	NWS	Commercial	All	Education with Summer Sessions	Refrigeration	ENERGY STAR Solid Door Freezer	Per Unit	ROB	12	12	$407.00	10,724	1.2200	0	0	0
235	NWS	Commercial	All	Lodging	Refrigeration	ENERGY STAR Solid Door Refrigerator	Per Unit	ROB	12	12	$143.00	1,292	0.1500	0	0	0
236	NWS	Commercial	All	Lodging	Refrigeration	ENERGY STAR Solid Door Refrigerator	Per Unit	ROB	12	12	$164.00	1,840	0.2100	0	0	0
237	NWS	Commercial	All	Lodging	Refrigeration	ENERGY STAR Solid Door Refrigerator	Per Unit	ROB	12	12	$164.00	2,570	0.2900	0	0	0
238	NWS	Commercial	All	Lodging	Refrigeration	ENERGY STAR Solid Door Refrigerator	Per Unit	ROB	12	12	$249.00	3,300	0.3800	0	0	0
239	NWS	Commercial	All	Lodging	Refrigeration	ENERGY STAR Solid Door Freezer	Per Unit	ROB	12	12	$142.00	2,694	0.3100	0	0	0
240	NWS	Commercial	All	Lodging	Refrigeration	ENERGY STAR Solid Door Freezer	Per Unit	ROB	12	12	$166.00	4,884	0.5600	0	0	0

*N/A: Measure did not pass measure level screening and therefore was not included in a program.

MEASURE DESCRIPTION											MEASURE INCREMENTAL SAVINGS PER UNIT					
Measure ID	Weather Sensitive	Sector	Sub-Sector	Building Type	End Use	Measure Name	Measure Unit Name	Retrofit (RET), Replace-on-Burnout (ROB), or New Construction (NEW)	Baseline Unit Lifetime (Years)	Efficient Unit Lifetime (Years)	Total Incremental Cost	Annual kWh Savings	Annual kW Coincident Peak Savings	Annual Gas Savings (Therms)	Annual kWh Increases	Annual kW Coincident Peak Increases
241	NWS	Commercial	All	Lodging	Refrigeration	ENERGY STAR Solid Door Freezer	Per Unit	ROB	12	12	$166.00	7,804	0.8900	0	0	0
242	NWS	Commercial	All	Lodging	Refrigeration	ENERGY STAR Solid Door Freezer	Per Unit	ROB	12	12	$407.00	10,724	1.2200	0	0	0
243	NWS	Commercial	All	Food Sales	Refrigeration	ENERGY STAR Solid Door Refrigerator	Per Unit	ROB	12	12	$143.00	1,292	0.1500	0	0	0
244	NWS	Commercial	All	Food Sales	Refrigeration	ENERGY STAR Solid Door Refrigerator	Per Unit	ROB	12	12	$164.00	1,840	0.2100	0	0	0
245	NWS	Commercial	All	Food Sales	Refrigeration	ENERGY STAR Solid Door Refrigerator	Per Unit	ROB	12	12	$164.00	2,570	0.2900	0	0	0
246	NWS	Commercial	All	Food Sales	Refrigeration	ENERGY STAR Solid Door Refrigerator	Per Unit	ROB	12	12	$249.00	3,300	0.3800	0	0	0
247	NWS	Commercial	All	Food Sales	Refrigeration	ENERGY STAR Solid Door Freezer	Per Unit	ROB	12	12	$142.00	2,694	0.3100	0	0	0
248	NWS	Commercial	All	Food Sales	Refrigeration	ENERGY STAR Solid Door Freezer	Per Unit	ROB	12	12	$166.00	4,884	0.5600	0	0	0
249	NWS	Commercial	All	Food Sales	Refrigeration	ENERGY STAR Solid Door Freezer	Per Unit	ROB	12	12	$166.00	7,804	0.8900	0	0	0
250	NWS	Commercial	All	Food Sales	Refrigeration	ENERGY STAR Solid Door Freezer	Per Unit	ROB	12	12	$407.00	10,724	1.2200	0	0	0
251	NWS	Commercial	All	Restaurant	Refrigeration	ENERGY STAR Solid Door Refrigerator	Per Unit	ROB	12	12	$143.00	1,292	0.1500	0	0	0
252	NWS	Commercial	All	Restaurant	Refrigeration	ENERGY STAR Solid Door Refrigerator	Per Unit	ROB	12	12	$164.00	1,840	0.2100	0	0	0
253	NWS	Commercial	All	Restaurant	Refrigeration	ENERGY STAR Solid Door Refrigerator	Per Unit	ROB	12	12	$164.00	2,570	0.2900	0	0	0
254	NWS	Commercial	All	Restaurant	Refrigeration	ENERGY STAR Solid Door Refrigerator	Per Unit	ROB	12	12	$249.00	3,300	0.3800	0	0	0
255	NWS	Commercial	All	Restaurant	Refrigeration	ENERGY STAR Solid Door Freezer	Per Unit	ROB	12	12	$142.00	2,694	0.3100	0	0	0
256	NWS	Commercial	All	Restaurant	Refrigeration	ENERGY STAR Solid Door Freezer	Per Unit	ROB	12	12	$166.00	4,884	0.5600	0	0	0
257	NWS	Commercial	All	Restaurant	Refrigeration	ENERGY STAR Solid Door Freezer	Per Unit	ROB	12	12	$166.00	7,804	0.8900	0	0	0
258	NWS	Commercial	All	Restaurant	Refrigeration	ENERGY STAR Solid Door Freezer	Per Unit	ROB	12	12	$407.00	10,724	1.2200	0	0	0
259	NWS	Commercial	All	Hospital	Refrigeration	Vending Machine Occupancy Controls	Per Unit	RET	5	5	$180.00	1,612	0.0300	0	0	0
260	NWS	Commercial	All	Hospital	Refrigeration	Vending Machine Occupancy Controls	Per Unit	RET	5	5	$180.00	1,086	0.0350	0	0	0
261	NWS	Commercial	All	Hospital	Refrigeration	Vending Machine Occupancy Controls	Per Unit	RET	5	5	$80.00	387	0.0060	0	0	0
262	NWS	Commercial	All	K12 Education	Refrigeration	Vending Machine Occupancy Controls	Per Unit	RET	5	5	$180.00	1,612	0.0300	0	0	0
263	NWS	Commercial	All	K12 Education	Refrigeration	Vending Machine Occupancy Controls	Per Unit	RET	5	5	$180.00	1,086	0.0350	0	0	0
264	NWS	Commercial	All	K12 Education	Refrigeration	Vending Machine Occupancy Controls	Per Unit	RET	5	5	$80.00	387	0.0060	0	0	0
265	NWS	Commercial	All	Education with Summer Sessions	Refrigeration	Vending Machine Occupancy Controls	Per Unit	RET	5	5	$180.00	1,612	0.0300	0	0	0
266	NWS	Commercial	All	Education with Summer Sessions	Refrigeration	Vending Machine Occupancy Controls	Per Unit	RET	5	5	$180.00	1,086	0.0350	0	0	0
267	NWS	Commercial	All	Education with Summer Sessions	Refrigeration	Vending Machine Occupancy Controls	Per Unit	RET	5	5	$80.00	387	0.0060	0	0	0
268	NWS	Commercial	All	Lodging	Refrigeration	Vending Machine Occupancy Controls	Per Unit	RET	5	5	$180.00	1,612	0.0300	0	0	0
269	NWS	Commercial	All	Lodging	Refrigeration	Vending Machine Occupancy Controls	Per Unit	RET	5	5	$180.00	1,086	0.0350	0	0	0
270	NWS	Commercial	All	Lodging	Refrigeration	Vending Machine Occupancy Controls	Per Unit	RET	5	5	$80.00	387	0.0060	0	0	0
271	NWS	Commercial	All	Food Sales	Refrigeration	Vending Machine Occupancy Controls	Per Unit	RET	5	5	$180.00	1,612	0.0300	0	0	0
272	NWS	Commercial	All	Food Sales	Refrigeration	Vending Machine Occupancy Controls	Per Unit	RET	5	5	$180.00	1,086	0.0350	0	0	0
273	NWS	Commercial	All	Food Sales	Refrigeration	Vending Machine Occupancy Controls	Per Unit	RET	5	5	$80.00	387	0.0060	0	0	0
274	NWS	Commercial	All	Restaurant	Refrigeration	Vending Machine Occupancy Controls	Per Unit	RET	5	5	$180.00	1,612	0.0300	0	0	0
275	NWS	Commercial	All	Restaurant	Refrigeration	Vending Machine Occupancy Controls	Per Unit	RET	5	5	$180.00	1,086	0.0350	0	0	0
276	NWS	Commercial	All	Restaurant	Refrigeration	Vending Machine Occupancy Controls	Per Unit	RET	5	5	$80.00	387	0.0060	0	0	0
277	NWS	Commercial	All	Hospital	Refrigeration	Automatic Door Closer for Walk-in Coolers and Freezers	Per Unit	RET	8	8	$156.82	943	0.1370	0	0	0
278	NWS	Commercial	All	Hospital	Refrigeration	Automatic Door Closer for Walk-in Coolers and Freezers	Per Unit	RET	8	8	$156.82	2,307	0.3090	0	0	0
279	NWS	Commercial	All	K12 Education	Refrigeration	Automatic Door Closer for Walk-in Coolers and Freezers	Per Unit	RET	8	8	$156.82	943	0.1370	0	0	0
280	NWS	Commercial	All	K12 Education	Refrigeration	Automatic Door Closer for Walk-in Coolers and Freezers	Per Unit	RET	8	8	$156.82	2,307	0.3090	0	0	0
281	NWS	Commercial	All	Education with Summer Sessions	Refrigeration	Automatic Door Closer for Walk-in Coolers and Freezers	Per Unit	RET	8	8	$156.82	943	0.1370	0	0	0
282	NWS	Commercial	All	Education with Summer Sessions	Refrigeration	Automatic Door Closer for Walk-in Coolers and Freezers	Per Unit	RET	8	8	$156.82	2,307	0.3090	0	0	0
283	NWS	Commercial	All	Lodging	Refrigeration	Automatic Door Closer for Walk-in Coolers and Freezers	Per Unit	RET	8	8	$156.82	943	0.1370	0	0	0
284	NWS	Commercial	All	Lodging	Refrigeration	Automatic Door Closer for Walk-in Coolers and Freezers	Per Unit	RET	8	8	$156.82	2,307	0.3090	0	0	0
285	NWS	Commercial	All	Food Sales	Refrigeration	Automatic Door Closer for Walk-in Coolers and Freezers	Per Unit	RET	8	8	$156.82	943	0.1370	0	0	0
286	NWS	Commercial	All	Food Sales	Refrigeration	Automatic Door Closer for Walk-in Coolers and Freezers	Per Unit	RET	8	8	$156.82	2,307	0.3090	0	0	0
287	NWS	Commercial	All	Restaurant	Refrigeration	Automatic Door Closer for Walk-in Coolers and Freezers	Per Unit	RET	8	8	$156.82	943	0.1370	0	0	0
288	NWS	Commercial	All	Restaurant	Refrigeration	Automatic Door Closer for Walk-in Coolers and Freezers	Per Unit	RET	8	8	$156.82	2,307	0.3090	0	0	0
289	NWS	Commercial	All	Food Sales	Refrigeration	Door Heater Controls for Cooler or Freezer	Per Unit	RET	12	12	$300.00	2,555	0.0000	0	0	0
290	NWS	Commercial	All	Food Sales	Refrigeration	Door Heater Controls for Cooler or Freezer	Per Unit	RET	12	12	$300.00	1,082	0.0000	0	0	0
291	NWS	Commercial	All	Food Sales	Refrigeration	Door Heater Controls for Cooler or Freezer	Per Unit	RET	12	12	$300.00	1,082	0.0000	0	0	0
292	NWS	Commercial	All	Food Sales	Refrigeration	Door Heater Controls for Cooler or Freezer	Per Unit	RET	12	12	$200.00	3,252	0.0000	0	0	0
293	NWS	Commercial	All	Food Sales	Refrigeration	Door Heater Controls for Cooler or Freezer	Per Unit	RET	12	12	$200.00	1,377	0.0000	0	0	0
294	NWS	Commercial	All	Food Sales	Refrigeration	Door Heater Controls for Cooler or Freezer	Per Unit	RET	12	12	$200.00	1,377	0.0000	0	0	0
295	NWS	Commercial	All	Restaurant	Refrigeration	Door Heater Controls for Cooler or Freezer	Per Unit	RET	12	12	$300.00	2,555	0.0000	0	0	0
296	NWS	Commercial	All	Restaurant	Refrigeration	Door Heater Controls for Cooler or Freezer	Per Unit	RET	12	12	$300.00	1,082	0.0000	0	0	0
297	NWS	Commercial	All	Restaurant	Refrigeration	Door Heater Controls for Cooler or Freezer	Per Unit	RET	12	12	$300.00	1,082	0.0000	0	0	0
298	NWS	Commercial	All	Restaurant	Refrigeration	Door Heater Controls for Cooler or Freezer	Per Unit	RET	12	12	$200.00	3,252	0.0000	0	0	0
299	NWS	Commercial	All	Restaurant	Refrigeration	Door Heater Controls for Cooler or Freezer	Per Unit	RET	12	12	$200.00	1,377	0.0000	0	0	0
300	NWS	Commercial	All	Restaurant	Refrigeration	Door Heater Controls for Cooler or Freezer	Per Unit	RET	12	12	$200.00	1,377	0.0000	0	0	0

*N/A: Measure did not pass measure level screening and therefore was not included in a program.

MEASURE DESCRIPTION											MEASURE INCREMENTAL SAVINGS PER UNIT					
Measure ID	Weather Sensitive	Sector	Sub-Sector	Building Type	End Use	Measure Name	Measure Unit Name	Retrofit (RET), Replace-on-Burnout (ROB), or New Construction (NEW)	Baseline Unit Lifetime (Years)	Efficient Unit Lifetime (Years)	Total Incremental Cost	Annual kWh Savings	Annual kW Coincident Peak Savings	Annual Gas Savings (Therms)	Annual kWh Increases	Annual kW Coincident Peak Increases
301	NWS	Commercial	All	Hospital	Refrigeration	Evaporator Fan Control	Per Unit	RET	16	16	$291.00	478	0.0600	0	0	0
302	NWS	Commercial	All	K12 Education	Refrigeration	Evaporator Fan Control	Per Unit	RET	16	16	$291.00	478	0.0600	0	0	0
303	NWS	Commercial	All	Education with Summer Sessions	Refrigeration	Evaporator Fan Control	Per Unit	RET	16	16	$291.00	478	0.0600	0	0	0
304	NWS	Commercial	All	Lodging	Refrigeration	Evaporator Fan Control	Per Unit	RET	16	16	$291.00	478	0.0600	0	0	0
305	NWS	Commercial	All	Food Sales	Refrigeration	Evaporator Fan Control	Per Unit	RET	16	16	$291.00	478	0.0600	0	0	0
306	NWS	Commercial	All	Restaurant	Refrigeration	Evaporator Fan Control	Per Unit	RET	16	16	$291.00	478	0.0600	0	0	0
307	NWS	Commercial	All	Hospital	Refrigeration	Strip Curtain for Walk-in Coolers and Freezers	Per Unit	RET	6	6	$286.16	2,974	0.3500	0	0	0
308	NWS	Commercial	All	Hospital	Refrigeration	Strip Curtain for Walk-in Coolers and Freezers	Per Unit	RET	6	6	$286.16	422	0.0500	0	0	0
309	NWS	Commercial	All	K12 Education	Refrigeration	Strip Curtain for Walk-in Coolers and Freezers	Per Unit	RET	6	6	$286.16	2,974	0.3500	0	0	0
310	NWS	Commercial	All	K12 Education	Refrigeration	Strip Curtain for Walk-in Coolers and Freezers	Per Unit	RET	6	6	$286.16	422	0.0500	0	0	0
311	NWS	Commercial	All	Education with Summer Sessions	Refrigeration	Strip Curtain for Walk-in Coolers and Freezers	Per Unit	RET	6	6	$286.16	2,974	0.3500	0	0	0
312	NWS	Commercial	All	Education with Summer Sessions	Refrigeration	Strip Curtain for Walk-in Coolers and Freezers	Per Unit	RET	6	6	$286.16	422	0.0500	0	0	0
313	NWS	Commercial	All	Lodging	Refrigeration	Strip Curtain for Walk-in Coolers and Freezers	Per Unit	RET	6	6	$286.16	2,974	0.3500	0	0	0
314	NWS	Commercial	All	Lodging	Refrigeration	Strip Curtain for Walk-in Coolers and Freezers	Per Unit	RET	6	6	$286.16	422	0.0500	0	0	0
315	NWS	Commercial	All	Food Sales	Refrigeration	Strip Curtain for Walk-in Coolers and Freezers	Per Unit	RET	6	6	$286.16	2,974	0.3500	0	0	0
316	NWS	Commercial	All	Food Sales	Refrigeration	Strip Curtain for Walk-in Coolers and Freezers	Per Unit	RET	6	6	$286.16	422	0.0500	0	0	0
317	NWS	Commercial	All	Restaurant	Refrigeration	Strip Curtain for Walk-in Coolers and Freezers	Per Unit	RET	6	6	$286.16	2,974	0.3500	0	0	0
318	NWS	Commercial	All	Restaurant	Refrigeration	Strip Curtain for Walk-in Coolers and Freezers	Per Unit	RET	6	6	$286.16	422	0.0500	0	0	0
319	NWS	Commercial	All	Hospital	Food Services Equipment	ENERGY STAR Dishwasher	Per Unit	ROB	10	10	$50.00	2,540	0.3247	0	0	0
320	NWS	Commercial	All	Hospital	Food Services Equipment	ENERGY STAR Dishwasher	Per Unit	ROB	15	15	$0.00	16,153	2.0652	0	0	0
321	NWS	Commercial	All	Hospital	Food Services Equipment	ENERGY STAR Dishwasher	Per Unit	ROB	20	20	$0.00	13,626	1.7422	0	0	0
322	NWS	Commercial	All	Hospital	Food Services Equipment	ENERGY STAR Dishwasher	Per Unit	ROB	20	20	$970.00	18,811	2.4051	0	0	0
323	NWS	Commercial	All	Hospital	Food Services Equipment	ENERGY STAR Dishwasher	Per Unit	ROB	10	10	$120.00	3,171	0.4054	0	0	0
324	NWS	Commercial	All	Hospital	Food Services Equipment	ENERGY STAR Dishwasher	Per Unit	ROB	15	15	$770.00	11,863	1.5168	0	0	0
325	NWS	Commercial	All	Hospital	Food Services Equipment	ENERGY STAR Dishwasher	Per Unit	ROB	20	20	$2,050.00	9,212	1.1777	0	0	0
326	NWS	Commercial	All	Hospital	Food Services Equipment	ENERGY STAR Dishwasher	Per Unit	ROB	20	20	$970.00	27,408	3.5042	0	0	0
327	NWS	Commercial	All	Hospital	Food Services Equipment	ENERGY STAR Dishwasher	Per Unit	ROB	10	10	$1,710.00	3,311	0.4233	0	0	0
328	NWS	Commercial	All	Hospital	Food Services Equipment	ENERGY STAR Dishwasher	Per Unit	ROB	10	10	$50.00	2,540	0.3247	0	0	0
329	NWS	Commercial	All	Hospital	Food Services Equipment	ENERGY STAR Dishwasher	Per Unit	ROB	15	15	$0.00	16,153	2.0652	0	0	0
330	NWS	Commercial	All	Hospital	Food Services Equipment	ENERGY STAR Dishwasher	Per Unit	ROB	20	20	$0.00	13,626	1.7422	0	0	0
331	NWS	Commercial	All	Hospital	Food Services Equipment	ENERGY STAR Dishwasher	Per Unit	ROB	20	20	$970.00	18,811	2.4051	0	0	0
332	NWS	Commercial	All	Hospital	Food Services Equipment	ENERGY STAR Dishwasher	Per Unit	ROB	10	10	$120.00	2,553	0.3264	26	0	0
333	NWS	Commercial	All	Hospital	Food Services Equipment	ENERGY STAR Dishwasher	Per Unit	ROB	15	15	$770.00	7,850	1.0037	168	0	0
334	NWS	Commercial	All	Hospital	Food Services Equipment	ENERGY STAR Dishwasher	Per Unit	ROB	20	20	$2,050.00	6,775	0.8662	102	0	0
335	NWS	Commercial	All	Hospital	Food Services Equipment	ENERGY STAR Dishwasher	Per Unit	ROB	20	20	$970.00	18,163	2.3222	386	0	0
336	NWS	Commercial	All	Hospital	Food Services Equipment	ENERGY STAR Dishwasher	Per Unit	ROB	10	10	$1,710.00	2,107	0.2694	50	0	0
337	NWS	Commercial	All	K12 Education	Food Services Equipment	ENERGY STAR Dishwasher	Per Unit	ROB	10	10	$50.00	2,540	0.3247	0	0	0
338	NWS	Commercial	All	K12 Education	Food Services Equipment	ENERGY STAR Dishwasher	Per Unit	ROB	15	15	$0.00	16,153	2.0652	0	0	0
339	NWS	Commercial	All	K12 Education	Food Services Equipment	ENERGY STAR Dishwasher	Per Unit	ROB	20	20	$0.00	13,626	1.7422	0	0	0
340	NWS	Commercial	All	K12 Education	Food Services Equipment	ENERGY STAR Dishwasher	Per Unit	ROB	20	20	$970.00	18,811	2.4051	0	0	0
341	NWS	Commercial	All	K12 Education	Food Services Equipment	ENERGY STAR Dishwasher	Per Unit	ROB	10	10	$120.00	3,171	0.4054	0	0	0
342	NWS	Commercial	All	K12 Education	Food Services Equipment	ENERGY STAR Dishwasher	Per Unit	ROB	15	15	$770.00	11,863	1.5168	0	0	0
343	NWS	Commercial	All	K12 Education	Food Services Equipment	ENERGY STAR Dishwasher	Per Unit	ROB	20	20	$2,050.00	9,212	1.1777	0	0	0
344	NWS	Commercial	All	K12 Education	Food Services Equipment	ENERGY STAR Dishwasher	Per Unit	ROB	20	20	$970.00	27,408	3.5042	0	0	0
345	NWS	Commercial	All	K12 Education	Food Services Equipment	ENERGY STAR Dishwasher	Per Unit	ROB	10	10	$1,710.00	3,311	0.4233	0	0	0
346	NWS	Commercial	All	K12 Education	Food Services Equipment	ENERGY STAR Dishwasher	Per Unit	ROB	10	10	$50.00	2,540	0.3247	0	0	0
347	NWS	Commercial	All	K12 Education	Food Services Equipment	ENERGY STAR Dishwasher	Per Unit	ROB	15	15	$0.00	16,153	2.0652	0	0	0
348	NWS	Commercial	All	K12 Education	Food Services Equipment	ENERGY STAR Dishwasher	Per Unit	ROB	20	20	$0.00	13,626	1.7422	0	0	0
349	NWS	Commercial	All	K12 Education	Food Services Equipment	ENERGY STAR Dishwasher	Per Unit	ROB	20	20	$970.00	18,811	2.4051	0	0	0
350	NWS	Commercial	All	K12 Education	Food Services Equipment	ENERGY STAR Dishwasher	Per Unit	ROB	10	10	$120.00	2,553	0.3264	26	0	0
351	NWS	Commercial	All	K12 Education	Food Services Equipment	ENERGY STAR Dishwasher	Per Unit	ROB	15	15	$770.00	7,850	1.0037	168	0	0
352	NWS	Commercial	All	K12 Education	Food Services Equipment	ENERGY STAR Dishwasher	Per Unit	ROB	20	20	$2,050.00	6,775	0.8662	102	0	0
353	NWS	Commercial	All	K12 Education	Food Services Equipment	ENERGY STAR Dishwasher	Per Unit	ROB	20	20	$970.00	18,163	2.3222	386	0	0
354	NWS	Commercial	All	K12 Education	Food Services Equipment	ENERGY STAR Dishwasher	Per Unit	ROB	10	10	$1,710.00	2,107	0.2694	50	0	0
355	NWS	Commercial	All	Education with Summer Sessions	Food Services Equipment	ENERGY STAR Dishwasher	Per Unit	ROB	10	10	$50.00	2,540	0.3247	0	0	0
356	NWS	Commercial	All	Education with Summer Sessions	Food Services Equipment	ENERGY STAR Dishwasher	Per Unit	ROB	15	15	$0.00	16,153	2.0652	0	0	0
357	NWS	Commercial	All	Education with Summer Sessions	Food Services Equipment	ENERGY STAR Dishwasher	Per Unit	ROB	20	20	$0.00	13,626	1.7422	0	0	0
358	NWS	Commercial	All	Education with Summer Sessions	Food Services Equipment	ENERGY STAR Dishwasher	Per Unit	ROB	20	20	$970.00	18,811	2.4051	0	0	0
359	NWS	Commercial	All	Education with Summer Sessions	Food Services Equipment	ENERGY STAR Dishwasher	Per Unit	ROB	10	10	$120.00	3,171	0.4054	0	0	0
360	NWS	Commercial	All	Education with Summer Sessions	Food Services Equipment	ENERGY STAR Dishwasher	Per Unit	ROB	15	15	$770.00	11,863	1.5168	0	0	0

*N/A: Measure did not pass measure level screening and therefore was not included in a program.

MEASURE DESCRIPTION											MEASURE INCREMENTAL SAVINGS PER UNIT					
Measure ID	Weather Sensitive	Sector	Sub-Sector	Building Type	End Use	Measure Name	Measure Unit Name	Retrofit (RET), Replace-on-Burnout (ROB), or New Construction (NEW)	Baseline Unit Lifetime (Years)	Efficient Unit Lifetime (Years)	Total Incremental Cost	Annual kWh Savings	Annual kW Coincident Peak Savings	Annual Gas Savings (Therms)	Annual kWh Increases	Annual kW Coincident Peak Increases
361	NWS	Commercial	All	Education with Summer Sessions	Food Services Equipment	ENERGY STAR Dishwasher	Per Unit	ROB	20	20	$2,050.00	9,212	1.1777	0	0	0
362	NWS	Commercial	All	Education with Summer Sessions	Food Services Equipment	ENERGY STAR Dishwasher	Per Unit	ROB	20	20	$970.00	27,408	3.5042	0	0	0
363	NWS	Commercial	All	Education with Summer Sessions	Food Services Equipment	ENERGY STAR Dishwasher	Per Unit	ROB	10	10	$1,710.00	3,311	0.4233	0	0	0
364	NWS	Commercial	All	Education with Summer Sessions	Food Services Equipment	ENERGY STAR Dishwasher	Per Unit	ROB	10	10	$50.00	2,540	0.3247	0	0	0
365	NWS	Commercial	All	Education with Summer Sessions	Food Services Equipment	ENERGY STAR Dishwasher	Per Unit	ROB	15	15	$0.00	16,153	2.0652	0	0	0
366	NWS	Commercial	All	Education with Summer Sessions	Food Services Equipment	ENERGY STAR Dishwasher	Per Unit	ROB	20	20	$0.00	13,626	1.7422	0	0	0
367	NWS	Commercial	All	Education with Summer Sessions	Food Services Equipment	ENERGY STAR Dishwasher	Per Unit	ROB	20	20	$970.00	18,811	2.4051	0	0	0
368	NWS	Commercial	All	Education with Summer Sessions	Food Services Equipment	ENERGY STAR Dishwasher	Per Unit	ROB	10	10	$120.00	2,553	0.3264	26	0	0
369	NWS	Commercial	All	Education with Summer Sessions	Food Services Equipment	ENERGY STAR Dishwasher	Per Unit	ROB	15	15	$770.00	7,850	1.0037	168	0	0
370	NWS	Commercial	All	Education with Summer Sessions	Food Services Equipment	ENERGY STAR Dishwasher	Per Unit	ROB	20	20	$2,050.00	6,775	0.8662	102	0	0
371	NWS	Commercial	All	Education with Summer Sessions	Food Services Equipment	ENERGY STAR Dishwasher	Per Unit	ROB	20	20	$970.00	18,163	2.3222	386	0	0
372	NWS	Commercial	All	Education with Summer Sessions	Food Services Equipment	ENERGY STAR Dishwasher	Per Unit	ROB	10	10	$1,710.00	2,107	0.2694	50	0	0
373	NWS	Commercial	All	Lodging	Food Services Equipment	ENERGY STAR Dishwasher	Per Unit	ROB	10	10	$50.00	2,540	0.3247	0	0	0
374	NWS	Commercial	All	Lodging	Food Services Equipment	ENERGY STAR Dishwasher	Per Unit	ROB	15	15	$0.00	16,153	2.0652	0	0	0
375	NWS	Commercial	All	Lodging	Food Services Equipment	ENERGY STAR Dishwasher	Per Unit	ROB	20	20	$0.00	13,626	1.7422	0	0	0
376	NWS	Commercial	All	Lodging	Food Services Equipment	ENERGY STAR Dishwasher	Per Unit	ROB	20	20	$970.00	18,811	2.4051	0	0	0
377	NWS	Commercial	All	Lodging	Food Services Equipment	ENERGY STAR Dishwasher	Per Unit	ROB	10	10	$120.00	3,171	0.4054	0	0	0
378	NWS	Commercial	All	Lodging	Food Services Equipment	ENERGY STAR Dishwasher	Per Unit	ROB	15	15	$770.00	11,863	1.5168	0	0	0
379	NWS	Commercial	All	Lodging	Food Services Equipment	ENERGY STAR Dishwasher	Per Unit	ROB	20	20	$2,050.00	9,212	1.1777	0	0	0
380	NWS	Commercial	All	Lodging	Food Services Equipment	ENERGY STAR Dishwasher	Per Unit	ROB	20	20	$970.00	27,408	3.5042	0	0	0
381	NWS	Commercial	All	Lodging	Food Services Equipment	ENERGY STAR Dishwasher	Per Unit	ROB	10	10	$1,710.00	3,311	0.4233	0	0	0
382	NWS	Commercial	All	Lodging	Food Services Equipment	ENERGY STAR Dishwasher	Per Unit	ROB	10	10	$50.00	2,540	0.3247	0	0	0
383	NWS	Commercial	All	Lodging	Food Services Equipment	ENERGY STAR Dishwasher	Per Unit	ROB	15	15	$0.00	16,153	2.0652	0	0	0
384	NWS	Commercial	All	Lodging	Food Services Equipment	ENERGY STAR Dishwasher	Per Unit	ROB	20	20	$0.00	13,626	1.7422	0	0	0
385	NWS	Commercial	All	Lodging	Food Services Equipment	ENERGY STAR Dishwasher	Per Unit	ROB	20	20	$970.00	18,811	2.4051	0	0	0
386	NWS	Commercial	All	Lodging	Food Services Equipment	ENERGY STAR Dishwasher	Per Unit	ROB	10	10	$120.00	2,553	0.3264	26	0	0
387	NWS	Commercial	All	Lodging	Food Services Equipment	ENERGY STAR Dishwasher	Per Unit	ROB	15	15	$770.00	7,850	1.0037	168	0	0
388	NWS	Commercial	All	Lodging	Food Services Equipment	ENERGY STAR Dishwasher	Per Unit	ROB	20	20	$2,050.00	6,775	0.8662	102	0	0
389	NWS	Commercial	All	Lodging	Food Services Equipment	ENERGY STAR Dishwasher	Per Unit	ROB	20	20	$970.00	18,163	2.3222	386	0	0
390	NWS	Commercial	All	Lodging	Food Services Equipment	ENERGY STAR Dishwasher	Per Unit	ROB	10	10	$1,710.00	2,107	0.2694	50	0	0
391	NWS	Commercial	All	Restaurant	Food Services Equipment	ENERGY STAR Dishwasher	Per Unit	ROB	10	10	$50.00	2,540	0.3247	0	0	0
392	NWS	Commercial	All	Restaurant	Food Services Equipment	ENERGY STAR Dishwasher	Per Unit	ROB	15	15	$0.00	16,153	2.0652	0	0	0
393	NWS	Commercial	All	Restaurant	Food Services Equipment	ENERGY STAR Dishwasher	Per Unit	ROB	20	20	$0.00	13,626	1.7422	0	0	0
394	NWS	Commercial	All	Restaurant	Food Services Equipment	ENERGY STAR Dishwasher	Per Unit	ROB	20	20	$970.00	18,811	2.4051	0	0	0
395	NWS	Commercial	All	Restaurant	Food Services Equipment	ENERGY STAR Dishwasher	Per Unit	ROB	10	10	$120.00	3,171	0.4054	0	0	0
396	NWS	Commercial	All	Restaurant	Food Services Equipment	ENERGY STAR Dishwasher	Per Unit	ROB	15	15	$770.00	11,863	1.5168	0	0	0
397	NWS	Commercial	All	Restaurant	Food Services Equipment	ENERGY STAR Dishwasher	Per Unit	ROB	20	20	$2,050.00	9,212	1.1777	0	0	0
398	NWS	Commercial	All	Restaurant	Food Services Equipment	ENERGY STAR Dishwasher	Per Unit	ROB	20	20	$970.00	27,408	3.5042	0	0	0
399	NWS	Commercial	All	Restaurant	Food Services Equipment	ENERGY STAR Dishwasher	Per Unit	ROB	10	10	$1,710.00	3,311	0.4233	0	0	0
400	NWS	Commercial	All	Restaurant	Food Services Equipment	ENERGY STAR Dishwasher	Per Unit	ROB	10	10	$50.00	2,540	0.3247	0	0	0
401	NWS	Commercial	All	Restaurant	Food Services Equipment	ENERGY STAR Dishwasher	Per Unit	ROB	15	15	$0.00	16,153	2.0652	0	0	0
402	NWS	Commercial	All	Restaurant	Food Services Equipment	ENERGY STAR Dishwasher	Per Unit	ROB	20	20	$0.00	13,626	1.7422	0	0	0
403	NWS	Commercial	All	Restaurant	Food Services Equipment	ENERGY STAR Dishwasher	Per Unit	ROB	20	20	$970.00	18,811	2.4051	0	0	0
404	NWS	Commercial	All	Restaurant	Food Services Equipment	ENERGY STAR Dishwasher	Per Unit	ROB	10	10	$120.00	2,553	0.3264	26	0	0
405	NWS	Commercial	All	Restaurant	Food Services Equipment	ENERGY STAR Dishwasher	Per Unit	ROB	15	15	$770.00	7,850	1.0037	168	0	0
406	NWS	Commercial	All	Restaurant	Food Services Equipment	ENERGY STAR Dishwasher	Per Unit	ROB	20	20	$2,050.00	6,775	0.8662	102	0	0
407	NWS	Commercial	All	Restaurant	Food Services Equipment	ENERGY STAR Dishwasher	Per Unit	ROB	20	20	$970.00	18,163	2.3222	386	0	0
408	NWS	Commercial	All	Restaurant	Food Services Equipment	ENERGY STAR Dishwasher	Per Unit	ROB	10	10	$1,710.00	2,107	0.2694	50	0	0
409	NWS	Commercial	All	Hospital	Food Services Equipment	ENERGY STAR Fryer	Per Unit	ROB	12	12	$210.00	1,179	0.2000	0	0	0
410	NWS	Commercial	All	Hospital	Food Services Equipment	ENERGY STAR Fryer	Per Unit	ROB	12	12	$0.00	2,659	0.5100	0	0	0
411	NWS	Commercial	All	K12 Education	Food Services Equipment	ENERGY STAR Fryer	Per Unit	ROB	12	12	$210.00	1,179	0.2000	0	0	0
412	NWS	Commercial	All	K12 Education	Food Services Equipment	ENERGY STAR Fryer	Per Unit	ROB	12	12	$0.00	2,659	0.5100	0	0	0
413	NWS	Commercial	All	Education with Summer Sessions	Food Services Equipment	ENERGY STAR Fryer	Per Unit	ROB	12	12	$210.00	1,179	0.2000	0	0	0
414	NWS	Commercial	All	Education with Summer Sessions	Food Services Equipment	ENERGY STAR Fryer	Per Unit	ROB	12	12	$0.00	2,659	0.5100	0	0	0
415	NWS	Commercial	All	Lodging	Food Services Equipment	ENERGY STAR Fryer	Per Unit	ROB	12	12	$210.00	1,179	0.2000	0	0	0
416	NWS	Commercial	All	Lodging	Food Services Equipment	ENERGY STAR Fryer	Per Unit	ROB	12	12	$0.00	2,659	0.5100	0	0	0
417	NWS	Commercial	All	Restaurant	Food Services Equipment	ENERGY STAR Fryer	Per Unit	ROB	12	12	$210.00	1,179	0.2000	0	0	0
418	NWS	Commercial	All	Restaurant	Food Services Equipment	ENERGY STAR Fryer	Per Unit	ROB	12	12	$0.00	2,659	0.5100	0	0	0
419	NWS	Commercial	All	Hospital	Food Services Equipment	ENERGY STAR Griddle	Per Unit	ROB	12	12	$0.00	2,595	0.4977	0	0	0
420	NWS	Commercial	All	K12 Education	Food Services Equipment	ENERGY STAR Griddle	Per Unit	ROB	12	12	$0.00	2,595	0.4977	0	0	0

*N/A: Measure did not pass measure level screening and therefore was not included in a program.

MEASURE DESCRIPTION											MEASURE INCREMENTAL SAVINGS PER UNIT					
Measure ID	Weather Sensitive	Sector	Sub-Sector	Building Type	End Use	Measure Name	Measure Unit Name	Retrofit (RET), Replace-on-Burnout (ROB), or New Construction (NEW)	Baseline Unit Lifetime (Years)	Efficient Unit Lifetime (Years)	Total Incremental Cost	Annual kWh Savings	Annual kW Coincident Peak Savings	Annual Gas Savings (Therms)	Annual kWh Increases	Annual kW Coincident Peak Increases
421	NWS	Commercial	All	Education with Summer Sessions	Food Services Equipment	ENERGY STAR Griddle	Per Unit	ROB	12	12	$0.00	2,595	0.4977	0	0	0
422	NWS	Commercial	All	Lodging	Food Services Equipment	ENERGY STAR Griddle	Per Unit	ROB	12	12	$0.00	2,595	0.4977	0	0	0
423	NWS	Commercial	All	Restaurant	Food Services Equipment	ENERGY STAR Griddle	Per Unit	ROB	12	12	$0.00	2,595	0.4977	0	0	0
424	NWS	Commercial	All	Hospital	Food Services Equipment	ENERGY STAR Hot Food Holding Cabinets	Per Unit	ROB	12	12	$0.00	1,730	0.2654	0	0	0
425	NWS	Commercial	All	K12 Education	Food Services Equipment	ENERGY STAR Hot Food Holding Cabinets	Per Unit	ROB	12	12	$0.00	1,730	0.2654	0	0	0
426	NWS	Commercial	All	Education with Summer Sessions	Food Services Equipment	ENERGY STAR Hot Food Holding Cabinets	Per Unit	ROB	12	12	$0.00	1,730	0.2654	0	0	0
427	NWS	Commercial	All	Lodging	Food Services Equipment	ENERGY STAR Hot Food Holding Cabinets	Per Unit	ROB	12	12	$0.00	1,730	0.2654	0	0	0
428	NWS	Commercial	All	Restaurant	Food Services Equipment	ENERGY STAR Hot Food Holding Cabinets	Per Unit	ROB	12	12	$0.00	1,730	0.2654	0	0	0
429	NWS	Commercial	All	Hospital	Food Services Equipment	ENERGY STAR Electric Convection Ovens	Per Unit	ROB	12	12	$0.00	1,879	0.3604	0	0	0
430	NWS	Commercial	All	Hospital	Food Services Equipment	ENERGY STAR Electric Convection Ovens	Per Unit	ROB	12	12	$0.00	1,988	0.3813	0	0	0
431	NWS	Commercial	All	K12 Education	Food Services Equipment	ENERGY STAR Electric Convection Ovens	Per Unit	ROB	12	12	$0.00	1,879	0.3604	0	0	0
432	NWS	Commercial	All	K12 Education	Food Services Equipment	ENERGY STAR Electric Convection Ovens	Per Unit	ROB	12	12	$0.00	1,988	0.3813	0	0	0
433	NWS	Commercial	All	Education with Summer Sessions	Food Services Equipment	ENERGY STAR Electric Convection Ovens	Per Unit	ROB	12	12	$0.00	1,879	0.3604	0	0	0
434	NWS	Commercial	All	Education with Summer Sessions	Food Services Equipment	ENERGY STAR Electric Convection Ovens	Per Unit	ROB	12	12	$0.00	1,988	0.3813	0	0	0
435	NWS	Commercial	All	Lodging	Food Services Equipment	ENERGY STAR Electric Convection Ovens	Per Unit	ROB	12	12	$0.00	1,879	0.3604	0	0	0
436	NWS	Commercial	All	Lodging	Food Services Equipment	ENERGY STAR Electric Convection Ovens	Per Unit	ROB	12	12	$0.00	1,988	0.3813	0	0	0
437	NWS	Commercial	All	Restaurant	Food Services Equipment	ENERGY STAR Electric Convection Ovens	Per Unit	ROB	12	12	$0.00	1,879	0.3604	0	0	0
438	NWS	Commercial	All	Restaurant	Food Services Equipment	ENERGY STAR Electric Convection Ovens	Per Unit	ROB	12	12	$0.00	1,988	0.3813	0	0	0
439	NWS	Commercial	All	K12 Education	Food Services Equipment	ENERGY STAR Steam Cooker	Per Unit	ROB	12	12	$630.00	1,730	0.3318	0	0	0
440	NWS	Commercial	All	Education with Summer Sessions	Food Services Equipment	ENERGY STAR Steam Cooker	Per Unit	ROB	12	12	$630.00	1,730	0.3318	0	0	0
441	NWS	Commercial	All	Lodging	Food Services Equipment	ENERGY STAR Steam Cooker	Per Unit	ROB	12	12	$630.00	1,730	0.3318	0	0	0
442	NWS	Commercial	All	Restaurant	Food Services Equipment	ENERGY STAR Steam Cooker	Per Unit	ROB	12	12	$630.00	1,730	0.3318	0	0	0
443	NWS	Commercial	All	Hospital	Food Services Equipment	EPA WaterSense Pre-Rinse Spray Valve	Per Unit	ROB	12	9	$0.00	1,284	0.1484	0	0	0
444	NWS	Commercial	All	Education with Summer Sessions	Food Services Equipment	EPA WaterSense Pre-Rinse Spray Valve	Per Unit	ROB	12	9	$0.00	964	0.1484	0	0	0
445	NWS	Commercial	All	Lodging	Food Services Equipment	EPA WaterSense Pre-Rinse Spray Valve	Per Unit	ROB	12	9	$0.00	1,284	0.1484	0	0	0
446	NWS	Commercial	All	Restaurant	Food Services Equipment	EPA WaterSense Pre-Rinse Spray Valve	Per Unit	ROB	12	9	$0.00	1,284	0.1484	0	0	0
447	NWS	Commercial	All	Hospital	Service Hot Water	Electric Storage Water Heater	Per 1000 sqft	ROB	15	15	$1,050.00	1,185	0.0974	0	0	0
448	NWS	Commercial	All	Hospital	Service Hot Water	Electric Storage Water Heater	Per 1000 sqft	ROB	15	15	$1,050.00	2,306	0.1896	0	0	0
449	NWS	Commercial	All	K12 Education	Service Hot Water	Electric Storage Water Heater	Per 1000 sqft	ROB	15	15	$1,050.00	22	0.0054	0	0	0
450	NWS	Commercial	All	K12 Education	Service Hot Water	Electric Storage Water Heater	Per 1000 sqft	ROB	15	15	$1,050.00	42	0.0105	0	0	0
451	NWS	Commercial	All	K12 Education	Service Hot Water	Electric Storage Water Heater	Per 1000 sqft	ROB	15	15	$1,950.00	57	0.0142	0	0	0
452	NWS	Commercial	All	Education with Summer Sessions	Service Hot Water	Electric Storage Water Heater	Per 1000 sqft	ROB	15	15	$1,050.00	29	0.0054	0	0	0
453	NWS	Commercial	All	Education with Summer Sessions	Service Hot Water	Electric Storage Water Heater	Per 1000 sqft	ROB	15	15	$1,050.00	56	0.0105	0	0	0
454	NWS	Commercial	All	Education with Summer Sessions	Service Hot Water	Electric Storage Water Heater	Per 1000 sqft	ROB	15	15	$1,950.00	76	0.0142	0	0	0
455	NWS	Commercial	All	Lodging	Service Hot Water	Electric Storage Water Heater	Per 1000 sqft	ROB	15	15	$1,050.00	227	0.0124	0	0	0
456	NWS	Commercial	All	Lodging	Service Hot Water	Electric Storage Water Heater	Per 1000 sqft	ROB	15	15	$1,050.00	441	0.0242	0	0	0
457	NWS	Commercial	All	Lodging	Service Hot Water	Electric Storage Water Heater	Per 1000 sqft	ROB	15	15	$1,950.00	595	0.0326	0	0	0
458	NWS	Commercial	All	Restaurant	Service Hot Water	Electric Storage Water Heater	Per 1000 sqft	ROB	15	15	$1,050.00	2,365	0.2808	0	0	0
459	NWS	Commercial	All	Restaurant	Service Hot Water	Electric Storage Water Heater	Per 1000 sqft	ROB	15	15	$1,050.00	4,603	0.5465	0	0	0
460	NWS	Commercial	All	Restaurant	Service Hot Water	Electric Storage Water Heater	Per 1000 sqft	ROB	15	15	$1,950.00	6,213	0.7376	0	0	0
461	NWS	Commercial	All	Hospital	Service Hot Water	Heat Pump Storage Water Heater	Per 1000 sqft	ROB	15	15	$925.00	11,514	0.9464	0	0	0
462	NWS	Commercial	All	K12 Education	Service Hot Water	Heat Pump Storage Water Heater	Per 1000 sqft	ROB	15	15	$925.00	210	0.0526	0	0	0
463	NWS	Commercial	All	Education with Summer Sessions	Service Hot Water	Heat Pump Storage Water Heater	Per 1000 sqft	ROB	15	15	$925.00	280	0.0526	0	0	0
464	NWS	Commercial	All	Lodging	Service Hot Water	Heat Pump Storage Water Heater	Per 1000 sqft	ROB	15	15	$925.00	2,202	0.1206	0	0	0
465	NWS	Commercial	All	Restaurant	Service Hot Water	Heat Pump Storage Water Heater	Per 1000 sqft	ROB	15	15	$925.00	22,981	2.7284	0	0	0
466	NWS	Commercial	All	Hospital	Service Hot Water	Low Flow Faucet Aerators - Electric DHW fuel	Per Unit	RET	10	10	$8.00	72	0.0059	0	0	0
467	NWS	Commercial	All	K12 Education	Service Hot Water	Low Flow Faucet Aerators - Electric DHW fuel	Per Unit	RET	10	10	$8.00	393	0.0984	0	0	0
468	NWS	Commercial	All	Education with Summer Sessions	Service Hot Water	Low Flow Faucet Aerators - Electric DHW fuel	Per Unit	RET	10	10	$8.00	525	0.0984	0	0	0
469	NWS	Commercial	All	Lodging	Service Hot Water	Low Flow Faucet Aerators - Electric DHW fuel	Per Unit	RET	10	10	$8.00	72	0.0039	0	0	0
470	NWS	Commercial	All	Restaurant	Service Hot Water	Low Flow Faucet Aerators - Electric DHW fuel	Per Unit	RET	10	10	$8.00	718	0.0852	0	0	0
471	NWS	Commercial	Small Commercial	All	Lighting	Small Business Program Audit & Direct Install	Per Participant	RET	0	2	$6.12	472	0.0670	0	0	0
472	NWS	Commercial	Small Commercial	All	Lighting	Small Business Program Audit & Direct Install	Per Participant	RET	0	12	$40.82	497	0.1370	0	0	0
473	NWS	Commercial	Small Commercial	All	Service Hot Water	Small Business Program Audit & Direct Install	Per Participant	RET	9	9	$95.81	2,752	0.7400	0	0	0
474	NWS	Commercial	Small Commercial	All	Lighting	Small Business Program Lighting Upgrade Package	Per Participant	RET	15	15	$2,958.29	4,890	0.7800	0	0	0
475	NWS	Commercial	Small Commercial	All	Refrigeration	Small Business Program Refrigeration Upgrade Package	Per Participant	RET	15	15	$90.85	552	0.0400	0	0	0
476	NWS	Commercial	All	Data Center	HVAC	Air Flow Management	per building	RET	12	12	$41,851.85	496,692	57.0000	0	0	0
477	NWS	Commercial	All	Data Center	HVAC	Air Flow Management	per building	RET	12	12	$83,703.70	722,700	83.0000	0	0	0
478	NWS	Commercial	All	Data Center	HVAC	Air Flow Management	per building	RET	12	12	$209,259.26	658,051	75.0000	0	0	0
479	NWS	Commercial	All	Data Center	HVAC	Air Flow Management	per building	RET	12	12	$418,518.52	1,314,000	150.0000	0	0	0
480	NWS	Commercial	All	Data Center	Miscellaneous	Load Distribution	per building	RET	12	12	$37,037.04	115,895	13.0000	0	0	0

*N/A: Measure did not pass measure level screening and therefore was not included in a program.

MEASURE DESCRIPTION											MEASURE INCREMENTAL SAVINGS PER UNIT					
Measure ID	Weather Sensitive	Sector	Sub-Sector	Building Type	End Use	Measure Name	Measure Unit Name	Retrofit (RET), Replace-on-Burnout (ROB), or New Construction (NEW)	Baseline Unit Lifetime (Years)	Efficient Unit Lifetime (Years)	Total Incremental Cost	Annual kWh Savings	Annual kW Coincident Peak Savings	Annual Gas Savings (Therms)	Annual kWh Increases	Annual kW Coincident Peak Increases
481	NWS	Commercial	All	Data Center	Miscellaneous	Load Distribution	per building	RET	12	12	$74,074.07	229,950	26.0000	0	0	0
482	NWS	Commercial	All	Data Center	Miscellaneous	Load Distribution	per building	RET	12	12	$185,185.19	575,795	66.0000	0	0	0
483	NWS	Commercial	All	Data Center	Miscellaneous	Load Distribution	per building	RET	12	12	$370,370.37	1,149,750	131.0000	0	0	0
484	NWS	Commercial	All	Data Center	HVAC	Waterside Economizer	per building	RET	12	12	$370,370.37	329,026	0.0000	0	0	0
485	NWS	Commercial	All	Data Center	HVAC	Waterside Economizer	per building	RET	12	12	$740,740.74	657,000	0.0000	0	0	0
486	NWS	Commercial	All	Data Center	HVAC	Air Flow Management	per building	NEW	12	12	$41,851.85	883,008	101.0000	0	0	0
487	NWS	Commercial	All	Data Center	HVAC	Air Flow Management	per building	NEW	12	12	$83,703.70	2,518,500	288.0000	0	0	0
488	NWS	Commercial	All	Data Center	HVAC	Air Flow Management	per building	NEW	12	12	$209,259.26	1,919,316	219.0000	0	0	0
489	NWS	Commercial	All	Data Center	HVAC	Air Flow Management	per building	NEW	12	12	$418,518.52	3,832,500	437.0000	0	0	0
490	NWS	Commercial	All	Data Center	Miscellaneous	Load Distribution	per building	NEW	12	12	$37,037.04	386,316	44.0000	0	0	0
491	NWS	Commercial	All	Data Center	Miscellaneous	Load Distribution	per building	NEW	12	12	$74,074.07	766,500	87.0000	0	0	0
492	NWS	Commercial	All	Data Center	Miscellaneous	Load Distribution	per building	NEW	12	12	$185,185.19	1,919,316	219.0000	0	0	0
493	NWS	Commercial	All	Data Center	Miscellaneous	Load Distribution	per building	NEW	12	12	$370,370.37	3,832,500	437.0000	0	0	0
494	NWS	Commercial	All	Data Center	HVAC	Waterside Economizer	per building	NEW	12	12	$370,370.37	822,564	0.0000	0	0	0
495	NWS	Commercial	All	Data Center	HVAC	Waterside Economizer	per building	NEW	12	12	$740,740.74	1,642,500	0.0000	0	0	0
496	WS	Commercial	Large Commercial	All	Misc	Commercial New Construction	per building	NEW	15	15	$36,768.00	132,429	13.6000	0	0	0
497	WS	Commercial	Large Commercial	All	Misc	Commercial New Construction	per building	NEW	15	15	$36,768.00	117,026	12.0200	0	0	0
498	WS	Commercial	Small Commercial	All	Misc	Commercial New Construction	per building	NEW	15	15	$1,479.00	5,574	0.4400	0	0	0
499	WS	Commercial	Small Commercial	All	Misc	Commercial New Construction	per building	NEW	15	15	$1,479.00	4,926	0.3900	0	0	0
500	WS	Commercial	Large Commercial	All	Misc	Retrocommissioning	per building	RET	5	5	$11,062.00	149,245	2.1000	0	0	0
501	WS	Commercial	Large Commercial	All	Misc	Retrocommissioning	per building	RET	5	5	$1,216.00	28,212	0.4000	0	0	0
502	NWS	Commercial	All	All	Misc	Enabled Dynamic Pricing (Non-Res)	per customer	RET		10	$504.00	0	3.0700	0	0	0
503	NWS	Commercial	All	All	Misc	Non-Enabled Dynamic Pricing (Non-Res)	per customer	RET		10	$1.00	0	1.9800	0	0	0

*N/A: Measure did not pass measure level screening and therefore was not included in a program.

MEASURE DESCRIPTION							MEASURE SELECTION				Applicability									PROGRAM
Measure ID	Weather Sensitive	Sector	Sub-Sector	Building Type	End Use	Measure Name	Measure TRC calculated for 2014	Measure TRC calculated for 2020	Measure TRC calculated for 2022	Passed Measure Screening? (1=Yes, 0=No)	Total Sub-Sector Units	Measure Units per Sub-Sector Unit	Applicability	Technical Feasibility	Distribution of Measure Permutation by Measure Size	Distribution of Measure Permutation by Efficiency Level	Not Yet Adopted Rate	Annual Replacement Eligibility	Total Applicable Measure Units	Program-Measure Inclusion (if Passed Measure Screening)
1	WS	Commercial	Small Commercial	All	HVAC	Unitary and Split System AC/HP Equipment	0.99	1.27	1.34	1	59,209	11	100.00%	33%	82%	94%	0%	7%	11,010	Commercial Prescriptive & Custom
2	WS	Commercial	Small Commercial	All	HVAC	Unitary and Split System AC/HP Equipment	0.97	1.29	1.37	1	59,209	11	100.00%	33%	8%	24%	0%	7%	273	Commercial Prescriptive & Custom
3	WS	Commercial	Small Commercial	All	HVAC	Unitary and Split System AC/HP Equipment	0.62	0.82	0.86	0	0	0	0.00%	0%	0%	0%	0%	0%	0	*N/A
4	WS	Commercial	Small Commercial	All	HVAC	Unitary and Split System AC/HP Equipment	1.11	1.41	1.48	1	59,209	11	100.00%	33%	8%	76%	0%	7%	867	Commercial Prescriptive & Custom
5	WS	Commercial	Small Commercial	All	HVAC	Unitary and Split System AC/HP Equipment	0.57	0.81	0.86	0	0	0	0.00%	0%	0%	0%	0%	0%	0	*N/A
6	WS	Commercial	Small Commercial	All	HVAC	Unitary and Split System AC/HP Equipment	0.91	1.23	1.30	1	59,209	11	100.00%	67%	8%	16%	0%	7%	377	Commercial Prescriptive & Custom
7	WS	Commercial	Small Commercial	All	HVAC	Unitary and Split System AC/HP Equipment	0.93	1.29	1.37	1	59,209	11	100.00%	0%	5%	14%	0%	7%	292	Commercial Prescriptive & Custom
8	WS	Commercial	Small Commercial	All	HVAC	Unitary and Split System AC/HP Equipment	1.24	1.59	1.68	1	59,209	11	100.00%	0%	4%	50%	0%	7%	867	Commercial Prescriptive & Custom
9	WS	Commercial	Small Commercial	All	HVAC	Unitary and Split System AC/HP Equipment	0.62	0.82	0.86	0	0	0	0.00%	0%	0%	0%	0%	0%	0	*N/A
10	WS	Commercial	Small Commercial	All	HVAC	Unitary and Split System AC/HP Equipment	1.11	1.41	1.48	1	59,209	11	100.00%	67%	8%	84%	0%	7%	1,938	Commercial Prescriptive & Custom
11	WS	Commercial	Small Commercial	All	HVAC	Unitary and Split System AC/HP Equipment	1.07	1.39	1.47	1	59,209	11	100.00%	0%	5%	86%	0%	7%	1,868	Commercial Prescriptive & Custom
12	WS	Commercial	Small Commercial	All	HVAC	Unitary and Split System AC/HP Equipment	1.15	1.46	1.53	1	59,209	11	100.00%	0%	4%	50%	0%	7%	861	Commercial Prescriptive & Custom
13	WS	Commercial	Large Commercial	K12 Education	HVAC	Unitary and Split System AC/HP Equipment	0.66	0.91	0.96	1	22,165	228	2.56%	20%	4%	50%	0%	7%	35	Commercial Prescriptive & Custom
14	WS	Commercial	Large Commercial	Education with Summer Sessions	HVAC	Unitary and Split System AC/HP Equipment	1.04	1.33	1.40	1	22,165	191	0.27%	20%	4%	50%	0%	7%	3	Commercial Prescriptive & Custom
15	WS	Commercial	Large Commercial	Lodging	HVAC	Unitary and Split System AC/HP Equipment	1.47	1.83	1.91	1	22,165	354	1.96%	20%	4%	50%	0%	7%	41	Commercial Prescriptive & Custom
16	WS	Commercial	Large Commercial	General Large Commercial	HVAC	Unitary and Split System AC/HP Equipment	1.12	1.46	1.53	1	22,165	384	94.65%	20%	4%	50%	0%	7%	2,157	Commercial Prescriptive & Custom
17	WS	Commercial	Large Commercial	K12 Education	HVAC	Unitary and Split System AC/HP Equipment	0.59	0.80	0.84	0	0	0	0.00%	0%	0%	0%	0%	0%	0	*N/A
18	WS	Commercial	Large Commercial	Education with Summer Sessions	HVAC	Unitary and Split System AC/HP Equipment	0.97	1.22	1.28	1	22,165	191	0.27%	20%	4%	50%	0%	7%	3	Commercial Prescriptive & Custom
19	WS	Commercial	Large Commercial	Lodging	HVAC	Unitary and Split System AC/HP Equipment	1.40	1.71	1.78	1	22,165	354	1.96%	20%	4%	50%	0%	7%	41	Commercial Prescriptive & Custom
20	WS	Commercial	Large Commercial	General Large Commercial	HVAC	Unitary and Split System AC/HP Equipment	1.04	1.33	1.39	1	22,165	384	94.65%	20%	4%	50%	0%	7%	2,137	Commercial Prescriptive & Custom
21	WS	Commercial	Large Commercial	K12 Education	HVAC	Unitary and Split System AC/HP Equipment	0.60	0.83	0.89	1	22,165	228	2.56%	20%	1%	0%	0%	7%	17	Commercial Prescriptive & Custom
22	WS	Commercial	Large Commercial	Education with Summer Sessions	HVAC	Unitary and Split System AC/HP Equipment	0.95	1.22	1.28	1	22,165	191	0.27%	20%	1%	0%	0%	7%	2	Commercial Prescriptive & Custom
23	WS	Commercial	Large Commercial	Lodging	HVAC	Unitary and Split System AC/HP Equipment	1.33	1.66	1.74	1	22,165	354	1.96%	20%	1%	0%	0%	7%	21	Commercial Prescriptive & Custom
24	WS	Commercial	Large Commercial	General Large Commercial	HVAC	Unitary and Split System AC/HP Equipment	1.02	1.33	1.40	1	22,165	384	94.65%	20%	1%	0%	0%	7%	1,073	Commercial Prescriptive & Custom
25	WS	Commercial	Small Commercial	All	HVAC	Unitary and Split System AC/HP Equipment	0.80	1.05	1.11	1	59,209	11	100.00%	33%	82%	0%	0%	7%	11,690	Commercial Prescriptive & Custom
26	WS	Commercial	Small Commercial	All	HVAC	Unitary and Split System AC/HP Equipment	0.91	1.23	1.30	1	59,209	11	100.00%	33%	8%	0%	0%	7%	1,140	Commercial Prescriptive & Custom
27	WS	Commercial	Small Commercial	All	HVAC	Unitary and Split System AC/HP Equipment	0.80	1.05	1.11	1	59,209	11	100.00%	67%	82%	0%	0%	7%	23,734	Commercial Prescriptive & Custom
28	WS	Commercial	Small Commercial	All	HVAC	Unitary and Split System AC/HP Equipment	0.91	1.23	1.30	1	59,209	11	100.00%	67%	8%	0%	0%	7%	2,316	Commercial Prescriptive & Custom
29	WS	Commercial	Small Commercial	All	HVAC	Unitary and Split System AC/HP Equipment	0.93	1.29	1.37	1	59,209	11	100.00%	0%	5%	0%	0%	7%	2,160	Commercial Prescriptive & Custom
30	WS	Commercial	Small Commercial	All	HVAC	Unitary and Split System AC/HP Equipment	0.85	1.16	1.23	1	59,209	11	100.00%	0%	4%	0%	0%	7%	1,728	Commercial Prescriptive & Custom
31	WS	Commercial	Large Commercial	K12 Education	HVAC	Unitary and Split System AC/HP Equipment	0.51	0.73	0.78	0	0	0	0.00%	0%	0%	0%	0%	0%	0	*N/A
32	WS	Commercial	Large Commercial	Education with Summer Sessions	HVAC	Unitary and Split System AC/HP Equipment	0.71	0.96	1.01	1	22,165	191	0.27%	20%	4%	0%	0%	7%	6	Commercial Prescriptive & Custom
33	WS	Commercial	Large Commercial	Lodging	HVAC	Unitary and Split System AC/HP Equipment	0.94	1.24	1.30	1	22,165	354	1.96%	20%	4%	0%	0%	7%	82	Commercial Prescriptive & Custom
34	WS	Commercial	Large Commercial	General Large Commercial	HVAC	Unitary and Split System AC/HP Equipment	0.78	1.07	1.14	1	22,165	384	94.65%	20%	4%	0%	0%	7%	4,293	Commercial Prescriptive & Custom
35	WS	Commercial	Large Commercial	K12 Education	HVAC	Unitary and Split System AC/HP Equipment	0.40	0.61	0.65	0	0	0	0.00%	0%	0%	0%	0%	0%	0	*N/A
36	WS	Commercial	Large Commercial	Education with Summer Sessions	HVAC	Unitary and Split System AC/HP Equipment	0.50	0.72	0.77	0	0	0	0.00%	0%	0%	0%	0%	0%	0	*N/A
37	WS	Commercial	Large Commercial	Lodging	HVAC	Unitary and Split System AC/HP Equipment	0.63	0.88	0.94	0	0	0	0.00%	0%	0%	0%	0%	0%	0	*N/A
38	WS	Commercial	Large Commercial	General Large Commercial	HVAC	Unitary and Split System AC/HP Equipment	0.56	0.82	0.88	0	0	0	0.00%	0%	0%	0%	0%	0%	0	*N/A
39	WS	Commercial	Small Commercial	Lodging	HVAC	PTAC	0.32	0.52	0.56	0	0	0	0.00%	0%	0%	0%	0%	0%	0	*N/A
40	NWS	Commercial	Small Commercial	Lodging	HVAC	Occupancy-Based PTAC/PTHP Controls	0.56	0.96	1.06	0	0	0	0.00%	0%	0%	0%	0%	0%	0	*N/A
41	WS	Commercial	Large Commercial	K12 Education	HVAC	Air or Water Cooled Chilling Equipment (Chillers)	0.52	0.69	0.73	0	0	0	0.00%	0%	0%	0%	0%	0%	0	*N/A
42	WS	Commercial	Large Commercial	Education with Summer Sessions	HVAC	Air or Water Cooled Chilling Equipment (Chillers)	0.80	1.02	1.07	1	22,165	191	0.27%	80%	17%	0%	0%	5%	76	Commercial Prescriptive & Custom
43	WS	Commercial	Large Commercial	Lodging	HVAC	Air or Water Cooled Chilling Equipment (Chillers)	0.99	1.22	1.27	1	22,165	354	1.96%	80%	17%	0%	0%	5%	1,026	Commercial Prescriptive & Custom
44	WS	Commercial	Large Commercial	General Large Commercial	HVAC	Air or Water Cooled Chilling Equipment (Chillers)	0.81	1.03	1.08	1	22,165	384	94.65%	80%	17%	0%	0%	5%	53,664	Commercial Prescriptive & Custom
45	WS	Commercial	Large Commercial	K12 Education	HVAC	Air or Water Cooled Chilling Equipment (Chillers)	0.30	0.34	0.35	0	0	0	0.00%	0%	0%	0%	0%	0%	0	*N/A
46	WS	Commercial	Large Commercial	Education with Summer Sessions	HVAC	Air or Water Cooled Chilling Equipment (Chillers)	0.61	0.68	0.70	0	0	0	0.00%	0%	0%	0%	0%	0%	0	*N/A
47	WS	Commercial	Large Commercial	Lodging	HVAC	Air or Water Cooled Chilling Equipment (Chillers)	0.92	1.02	1.05	1	22,165	354	1.96%	80%	17%	0%	0%	5%	1,026	Commercial Prescriptive & Custom
48	WS	Commercial	Large Commercial	General Large Commercial	HVAC	Air or Water Cooled Chilling Equipment (Chillers)	0.62	0.70	0.72	0	0	0	0.00%	0%	0%	0%	0%	0%	0	*N/A
49	WS	Commercial	Large Commercial	Hospital	HVAC	Air or Water Cooled Chilling Equipment (Chillers)	1.13	1.37	1.43	1	22,165	608	0.53%	0%	25%	0%	0%	5%	887	Commercial Prescriptive & Custom
50	WS	Commercial	Large Commercial	K12 Education	HVAC	Air or Water Cooled Chilling Equipment (Chillers)	0.50	0.66	0.70	0	0	0	0.00%	0%	0%	0%	0%	0%	0	*N/A
51	WS	Commercial	Large Commercial	Education with Summer Sessions	HVAC	Air or Water Cooled Chilling Equipment (Chillers)	0.79	0.99	1.04	1	22,165	191	0.27%	0%	17%	0%	0%	5%	95	Commercial Prescriptive & Custom
52	WS	Commercial	Large Commercial	Lodging	HVAC	Air or Water Cooled Chilling Equipment (Chillers)	0.99	1.21	1.26	1	22,165	354	1.96%	0%	17%	0%	0%	5%	1,283	Commercial Prescriptive & Custom
53	WS	Commercial	Large Commercial	General Large Commercial	HVAC	Air or Water Cooled Chilling Equipment (Chillers)	0.80	1.00	1.05	1	22,165	384	94.65%	0%	17%	0%	0%	5%	67,080	Commercial Prescriptive & Custom
54	WS	Commercial	Large Commercial	Hospital	HVAC	Air or Water Cooled Chilling Equipment (Chillers)	2.26	2.51	2.58	1	22,165	608	0.53%	0%	25%	0%	0%	5%	887	Commercial Prescriptive & Custom
55	WS	Commercial	Large Commercial	K12 Education	HVAC	Air or Water Cooled Chilling Equipment (Chillers)	0.64	0.74	0.77	0	0	0	0.00%	0%	0%	0%	0%	0%	0	*N/A
56	WS	Commercial	Large Commercial	Education with Summer Sessions	HVAC	Air or Water Cooled Chilling Equipment (Chillers)	1.29	1.46	1.50	1	22,165	191	0.27%	0%	17%	0%	0%	5%	95	Commercial Prescriptive & Custom
57	WS	Commercial	Large Commercial	Lodging	HVAC	Air or Water Cooled Chilling Equipment (Chillers)	1.95	2.18	2.23	1	22,165	354	1.96%	0%	17%	0%	0%	5%	1,283	Commercial Prescriptive & Custom
58	WS	Commercial	Large Commercial	General Large Commercial	HVAC	Air or Water Cooled Chilling Equipment (Chillers)	1.33	1.49	1.54	1	22,165	384	94.65%	0%	17%	0%	0%	5%	67,080	Commercial Prescriptive & Custom
59	WS	Commercial	Large Commercial	Hospital	HVAC	Air or Water Cooled Chilling Equipment (Chillers)	1.85	2.18	2.25	1	22,165	608	0.53%	0%	25%	0%	0%	4%	710	Commercial Prescriptive & Custom
60	WS	Commercial	Large Commercial	Education with Summer Sessions	HVAC	Air or Water Cooled Chilling Equipment (Chillers)	1.29	1.57	1.64	1	22,165	191	0.27%	0%	17%	0%	0%	4%	76	Commercial Prescriptive & Custom

*N/A: Measure did not pass measure level screening and therefore was not included in a program.

MEASURE DESCRIPTION							MEASURE SELECTION				Applicability									PROGRAM
Measure ID	Weather Sensitive	Sector	Sub-Sector	Building Type	End Use	Measure Name	Measure TRC calculated for 2014	Measure TRC calculated for 2020	Measure TRC calculated for 2022	Passed Measure Screening? (1=Yes, 0=No)	Total Sub-Sector Units	Measure Units per Sub-Sector Unit	Applicability	Technical Feasibility	Distribution of Measure Permutation by Measure Size	Distribution of Measure Permutation by Efficiency Level	Not Yet Adopted Rate	Annual Replacement Eligibility	Total Applicable Measure Units	Program-Measure Inclusion (if Passed Measure Screening)
61	WS	Commercial	Large Commercial	Lodging	HVAC	Air or Water Cooled Chilling Equipment (Chillers)	1.62	1.92	1.98	1	22,165	354	1.96%	0%	17%	0%	0%	4%	1,026	Commercial Prescriptive & Custom
62	WS	Commercial	Large Commercial	General Large Commercial	HVAC	Air or Water Cooled Chilling Equipment (Chillers)	1.31	1.59	1.66	1	22,165	384	94.65%	0%	17%	0%	0%	4%	53,664	Commercial Prescriptive & Custom
63	WS	Commercial	Large Commercial	Hospital	HVAC	Air or Water Cooled Chilling Equipment (Chillers)	1.73	1.90	1.94	1	22,165	608	0.53%	0%	25%	0%	0%	4%	710	Commercial Prescriptive & Custom
64	WS	Commercial	Large Commercial	Education with Summer Sessions	HVAC	Air or Water Cooled Chilling Equipment (Chillers)	0.99	1.09	1.12	1	22,165	191	0.27%	0%	17%	0%	0%	4%	76	Commercial Prescriptive & Custom
65	WS	Commercial	Large Commercial	Lodging	HVAC	Air or Water Cooled Chilling Equipment (Chillers)	1.50	1.64	1.68	1	22,165	354	1.96%	0%	17%	0%	0%	4%	1,026	Commercial Prescriptive & Custom
66	WS	Commercial	Large Commercial	General Large Commercial	HVAC	Air or Water Cooled Chilling Equipment (Chillers)	1.01	1.12	1.15	1	22,165	384	94.65%	0%	17%	0%	0%	4%	53,664	Commercial Prescriptive & Custom
67	NWS	Commercial	Large Commercial	Hospital	HVAC	Variable Speed Drives for HVAC	9.32	10.59	10.92	1	22,165	365	0.53%	0%	0%	0%	79%	100%	33,838	Commercial Prescriptive & Custom
68	NWS	Commercial	Large Commercial	Hospital	HVAC	Variable Speed Drives for HVAC	3.36	4.03	4.19	1	22,165	36	0.53%	0%	0%	0%	79%	100%	3,384	Commercial Prescriptive & Custom
69	NWS	Commercial	Large Commercial	Hospital	HVAC	Variable Speed Drives for HVAC	5.95	6.64	6.82	1	22,165	36	0.53%	0%	0%	0%	79%	100%	3,384	Commercial Prescriptive & Custom
70	NWS	Commercial	Large Commercial	Hospital	HVAC	Variable Speed Drives for HVAC	14.00	15.89	16.38	1	22,165	36	0.53%	0%	0%	0%	79%	100%	3,384	Commercial Prescriptive & Custom
71	NWS	Commercial	Large Commercial	K12 Education	HVAC	Variable Speed Drives for HVAC	2.93	3.46	3.59	1	22,165	137	2.56%	90%	0%	0%	79%	100%	55,360	Commercial Prescriptive & Custom
72	NWS	Commercial	Large Commercial	K12 Education	HVAC	Variable Speed Drives for HVAC	1.61	2.07	2.18	1	22,165	14	2.56%	80%	0%	0%	79%	100%	4,921	Commercial Prescriptive & Custom
73	NWS	Commercial	Large Commercial	K12 Education	HVAC	Variable Speed Drives for HVAC	5.95	6.64	6.82	1	22,165	14	2.56%	80%	0%	0%	79%	100%	4,921	Commercial Prescriptive & Custom
74	NWS	Commercial	Large Commercial	K12 Education	HVAC	Variable Speed Drives for HVAC	4.36	5.13	5.31	1	22,165	14	2.56%	80%	0%	0%	79%	100%	4,921	Commercial Prescriptive & Custom
75	NWS	Commercial	Large Commercial	Education with Summer Sessions	HVAC	Variable Speed Drives for HVAC	3.39	3.98	4.12	1	22,165	114	0.27%	0%	0%	0%	79%	100%	5,410	Commercial Prescriptive & Custom
76	NWS	Commercial	Large Commercial	Education with Summer Sessions	HVAC	Variable Speed Drives for HVAC	1.74	2.21	2.32	1	22,165	11	0.27%	90%	0%	0%	79%	100%	487	Commercial Prescriptive & Custom
77	NWS	Commercial	Large Commercial	Education with Summer Sessions	HVAC	Variable Speed Drives for HVAC	5.95	6.64	6.82	1	22,165	11	0.27%	80%	0%	0%	79%	100%	433	Commercial Prescriptive & Custom
78	NWS	Commercial	Large Commercial	Education with Summer Sessions	HVAC	Variable Speed Drives for HVAC	5.06	5.91	6.12	1	22,165	11	0.27%	80%	0%	0%	79%	100%	433	Commercial Prescriptive & Custom
79	NWS	Commercial	Large Commercial	Lodging	HVAC	Variable Speed Drives for HVAC	3.95	4.60	4.76	1	22,165	212	1.96%	0%	0%	0%	79%	100%	73,377	Commercial Prescriptive & Custom
80	NWS	Commercial	Large Commercial	Lodging	HVAC	Variable Speed Drives for HVAC	1.89	2.38	2.50	1	22,165	21	1.96%	90%	0%	0%	79%	100%	6,604	Commercial Prescriptive & Custom
81	NWS	Commercial	Large Commercial	Lodging	HVAC	Variable Speed Drives for HVAC	5.95	6.64	6.82	1	22,165	21	1.96%	80%	0%	0%	79%	100%	5,870	Commercial Prescriptive & Custom
82	NWS	Commercial	Large Commercial	Lodging	HVAC	Variable Speed Drives for HVAC	5.90	6.85	7.08	1	22,165	21	1.96%	80%	0%	0%	79%	100%	5,870	Commercial Prescriptive & Custom
83	NWS	Commercial	Large Commercial	General Large Commercial	HVAC	Variable Speed Drives for HVAC	4.75	5.49	5.68	1	22,165	230	94.65%	0%	0%	0%	79%	100%	3,836,874	Commercial Prescriptive & Custom
84	NWS	Commercial	Large Commercial	General Large Commercial	HVAC	Variable Speed Drives for HVAC	2.11	2.63	2.75	1	22,165	23	94.65%	90%	0%	0%	79%	100%	345,319	Commercial Prescriptive & Custom
85	NWS	Commercial	Large Commercial	General Large Commercial	HVAC	Variable Speed Drives for HVAC	5.95	6.64	6.82	1	22,165	23	94.65%	80%	0%	0%	79%	100%	306,950	Commercial Prescriptive & Custom
86	NWS	Commercial	Large Commercial	General Large Commercial	HVAC	Variable Speed Drives for HVAC	7.11	8.19	8.47	1	22,165	23	94.65%	80%	0%	0%	79%	100%	306,950	Commercial Prescriptive & Custom
87	NWS	Commercial	Small Commercial	All	HVAC	Dual Enthalpy Economizer	1.36	1.53	1.58	1	59,209	1	100.00%	0%	0%	0%	0%	10%	5,921	Commercial Prescriptive & Custom
88	NWS	Commercial	Large Commercial	All	HVAC	Dual Enthalpy Economizer	1.62	1.82	1.89	1	22,165	1	100.00%	0%	0%	0%	0%	10%	2,217	Commercial Prescriptive & Custom
89	NWS	Commercial	Small Commercial	All	HVAC	Demand Controlled Ventilation	3.33	5.52	6.02	1	59,209	1	100.00%	0%	0%	0%	0%	10%	5,921	Commercial Prescriptive & Custom
90	NWS	Commercial	Large Commercial	All	HVAC	Demand Controlled Ventilation	0.79	0.88	0.92	1	22,165	1	100.00%	0%	0%	0%	0%	10%	2,217	Commercial Prescriptive & Custom
91	WS	Commercial	Small Commercial	All	HVAC	Ground Source Heatpump	0.58	0.81	0.86	0	0	0	0.00%	0%	0%	0%	0%	0%	0	*N/A
92	WS	Commercial	Small Commercial	All	HVAC	AC Tune-Up	0.50	1.07	1.25	1	59,209	11	100.00%	0%	0%	0%	0%	100%	648,002	Small Business Solutions
93	NWS	Commercial	Small Commercial	All	HVAC	Electronically Commutated Motors for Refrigeration and HVAC Applications	5.28	6.60	6.91	1	59,209	2	100.00%	82%	0%	0%	0%	100%	97,103	Small Business Solutions
94	NWS	Commercial	All	Hospital	Lighting	High Performance T8/T5 with Low-BF Ballast	0.42	0.53	0.56	0	0	0	0.00%	0%	0%	0%	0%	0%	0	*N/A
95	NWS	Commercial	All	Hospital	Lighting	High Performance T8/T5 with Low-BF Ballast	0.55	0.69	0.73	0	0	0	0.00%	0%	0%	0%	0%	0%	0	*N/A
96	NWS	Commercial	All	Hospital	Lighting	High Performance T8/T5 with Low-BF Ballast	0.80	1.00	1.05	0	0	0	0.00%	0%	0%	0%	0%	0%	0	*N/A
97	NWS	Commercial	All	Hospital	Lighting	High Performance T8/T5 with Low-BF Ballast	0.92	1.15	1.21	0	0	0	0.00%	0%	0%	0%	0%	0%	0	*N/A
98	NWS	Commercial	All	K12 Education	Lighting	High Performance T8/T5 with Low-BF Ballast	0.41	0.47	0.48	0	0	0	0.00%	0%	0%	0%	0%	0%	0	*N/A
99	NWS	Commercial	All	K12 Education	Lighting	High Performance T8/T5 with Low-BF Ballast	0.52	0.61	0.63	0	0	0	0.00%	0%	0%	0%	0%	0%	0	*N/A
100	NWS	Commercial	All	K12 Education	Lighting	High Performance T8/T5 with Low-BF Ballast	0.76	0.88	0.91	0	0	0	0.00%	0%	0%	0%	0%	0%	0	*N/A
101	NWS	Commercial	All	K12 Education	Lighting	High Performance T8/T5 with Low-BF Ballast	0.88	1.02	1.05	0	0	0	0.00%	0%	0%	0%	0%	0%	0	*N/A
102	NWS	Commercial	All	Education with Summer Sessions	Lighting	High Performance T8/T5 with Low-BF Ballast	0.44	0.53	0.55	0	0	0	0.00%	0%	0%	0%	0%	0%	0	*N/A
103	NWS	Commercial	All	Education with Summer Sessions	Lighting	High Performance T8/T5 with Low-BF Ballast	0.57	0.69	0.71	0	0	0	0.00%	0%	0%	0%	0%	0%	0	*N/A
104	NWS	Commercial	All	Education with Summer Sessions	Lighting	High Performance T8/T5 with Low-BF Ballast	0.83	1.00	1.04	0	0	0	0.00%	0%	0%	0%	0%	0%	0	*N/A
105	NWS	Commercial	All	Education with Summer Sessions	Lighting	High Performance T8/T5 with Low-BF Ballast	0.95	1.15	1.19	0	0	0	0.00%	0%	0%	0%	0%	0%	0	*N/A
106	NWS	Commercial	All	Lodging	Lighting	High Performance T8/T5 with Low-BF Ballast	0.40	0.51	0.54	0	0	0	0.00%	0%	0%	0%	0%	0%	0	*N/A
107	NWS	Commercial	All	Lodging	Lighting	High Performance T8/T5 with Low-BF Ballast	0.52	0.67	0.70	0	0	0	0.00%	0%	0%	0%	0%	0%	0	*N/A
108	NWS	Commercial	All	Lodging	Lighting	High Performance T8/T5 with Low-BF Ballast	0.76	0.97	1.02	0	0	0	0.00%	0%	0%	0%	0%	0%	0	*N/A
109	NWS	Commercial	All	Lodging	Lighting	High Performance T8/T5 with Low-BF Ballast	0.87	1.11	1.17	0	0	0	0.00%	0%	0%	0%	0%	0%	0	*N/A
110	NWS	Commercial	All	General Large Commercial	Lighting	High Performance T8/T5 with Low-BF Ballast	0.45	0.55	0.57	0	0	0	0.00%	0%	0%	0%	0%	0%	0	*N/A
111	NWS	Commercial	All	General Large Commercial	Lighting	High Performance T8/T5 with Low-BF Ballast	0.58	0.71	0.74	0	0	0	0.00%	0%	0%	0%	0%	0%	0	*N/A
112	NWS	Commercial	All	General Large Commercial	Lighting	High Performance T8/T5 with Low-BF Ballast	0.84	1.03	1.07	0	0	0	0.00%	0%	0%	0%	0%	0%	0	*N/A
113	NWS	Commercial	All	General Large Commercial	Lighting	High Performance T8/T5 with Low-BF Ballast	0.97	1.18	1.23	0	0	0	0.00%	0%	0%	0%	0%	0%	0	*N/A
114	NWS	Commercial	All	General Small Commercial	Lighting	High Performance T8/T5 with Low-BF Ballast	0.46	0.57	0.60	0	0	0	0.00%	0%	0%	0%	0%	0%	0	*N/A
115	NWS	Commercial	All	General Small Commercial	Lighting	High Performance T8/T5 with Low-BF Ballast	0.59	0.74	0.77	0	0	0	0.00%	0%	0%	0%	0%	0%	0	*N/A
116	NWS	Commercial	All	General Small Commercial	Lighting	High Performance T8/T5 with Low-BF Ballast	0.86	1.07	1.12	0	0	0	0.00%	0%	0%	0%	0%	0%	0	*N/A
117	NWS	Commercial	All	General Small Commercial	Lighting	High Performance T8/T5 with Low-BF Ballast	0.99	1.23	1.29	0	0	0	0.00%	0%	0%	0%	0%	0%	0	*N/A
118	NWS	Commercial	All	Hospital	Lighting	Reduced Wattage T8/T5 Lamps	3.85	5.22	5.58	1	81,258	9056	0.14%	86%	58%	0%	0%	38%	201,487	Commercial Prescriptive & Custom
119	NWS	Commercial	All	K12 Education	Lighting	Reduced Wattage T8/T5 Lamps	4.08	5.16	5.40	1	81,258	1956	0.84%	85%	58%	0%	0%	19%	122,114	Commercial Prescriptive & Custom
120	NWS	Commercial	All	Education with Summer Sessions	Lighting	Reduced Wattage T8/T5 Lamps	4.41	5.85	6.19	1	81,258	1190	0.07%	85%	58%	0%	0%	24%	8,318	Commercial Prescriptive & Custom

*N/A: Measure did not pass measure level screening and therefore was not included in a program.

MEASURE DESCRIPTION							MEASURE SELECTION				Applicability									PROGRAM
Measure ID	Weather Sensitive	Sector	Sub-Sector	Building Type	End Use	Measure Name	Measure TRC calculated for 2014	Measure TRC calculated for 2020	Measure TRC calculated for 2022	Passed Measure Screening? (1=Yes, 0=No)	Total Sub-Sector Units	Measure Units per Sub-Sector Unit	Applicability	Technical Feasibility	Distribution of Measure Permutation by Measure Size	Distribution of Measure Permutation by Efficiency Level	Not Yet Adopted Rate	Annual Replacement Eligibility	Total Applicable Measure Units	Program-Measure Inclusion (if Passed Measure Screening)
121	NWS	Commercial	All	Lodging	Lighting	Reduced Wattage T8/T5 Lamps	3.69	4.97	5.32	1	81,258	1363	0.81%	53%	58%	0%	0%	44%	121,511	Commercial Prescriptive & Custom
122	NWS	Commercial	All	General Large Commercial	Lighting	Reduced Wattage T8/T5 Lamps	4.18	5.74	6.11	1	81,258	2292	25.82%	81%	58%	0%	0%	25%	5,626,508	Commercial Prescriptive & Custom
123	NWS	Commercial	All	General Small Commercial	Lighting	Reduced Wattage T8/T5 Lamps	4.08	5.85	6.27	1	81,258	190	72.44%	81%	58%	0%	0%	28%	1,450,990	Commercial Prescriptive & Custom
124	NWS	Commercial	All	Hospital	Lighting	Reduced Wattage T8/T5 Lamps	1.20	1.64	1.76	0	0	0	0.00%	0%	0%	0%	0%	0%	0	*N/A
125	NWS	Commercial	All	K12 Education	Lighting	Reduced Wattage T8/T5 Lamps	1.25	1.61	1.69	0	0	0	0.00%	0%	0%	0%	0%	0%	0	*N/A
126	NWS	Commercial	All	Education with Summer Sessions	Lighting	Reduced Wattage T8/T5 Lamps	1.37	1.84	1.95	0	0	0	0.00%	0%	0%	0%	0%	0%	0	*N/A
127	NWS	Commercial	All	Lodging	Lighting	Reduced Wattage T8/T5 Lamps	1.14	1.55	1.68	0	0	0	0.00%	0%	0%	0%	0%	0%	0	*N/A
128	NWS	Commercial	All	General Large Commercial	Lighting	Reduced Wattage T8/T5 Lamps	1.29	1.79	1.92	0	0	0	0.00%	0%	0%	0%	0%	0%	0	*N/A
129	NWS	Commercial	All	General Small Commercial	Lighting	Reduced Wattage T8/T5 Lamps	1.26	1.83	1.97	0	0	0	0.00%	0%	0%	0%	0%	0%	0	*N/A
130	NWS	Commercial	All	Hospital	Lighting	Linear Florescent Fixture Upgrade	1.11	1.41	1.48	1	81,258	2821	0.14%	86%	73%	50%	90%	100%	92,872	Commercial Prescriptive & Custom
131	NWS	Commercial	All	K12 Education	Lighting	Linear Florescent Fixture Upgrade	0.57	0.75	0.79	1	81,258	609	0.84%	85%	73%	50%	90%	100%	116,139	Commercial Prescriptive & Custom
132	NWS	Commercial	All	Education with Summer Sessions	Lighting	Linear Florescent Fixture Upgrade	0.52	0.74	0.79	1	81,258	371	0.07%	85%	73%	50%	90%	100%	6,142	Commercial Prescriptive & Custom
133	NWS	Commercial	All	Lodging	Lighting	Linear Florescent Fixture Upgrade	1.25	1.58	1.66	1	81,258	424	0.81%	53%	73%	50%	90%	100%	48,405	Commercial Prescriptive & Custom
134	NWS	Commercial	All	General Large Commercial	Lighting	Linear Florescent Fixture Upgrade	0.80	1.07	1.13	1	81,258	714	25.82%	81%	73%	50%	90%	100%	3,976,555	Commercial Prescriptive & Custom
135	NWS	Commercial	All	General Small Commercial	Lighting	Linear Florescent Fixture Upgrade	0.90	1.21	1.28	1	81,258	59	72.44%	81%	73%	50%	90%	100%	923,734	Commercial Prescriptive & Custom
136	NWS	Commercial	All	Hospital	Lighting	Linear Florescent Fixture Upgrade	1.99	2.52	2.65	1	81,258	1532	0.14%	86%	50%	50%	90%	100%	34,608	Commercial Prescriptive & Custom
137	NWS	Commercial	All	K12 Education	Lighting	Linear Florescent Fixture Upgrade	1.04	1.35	1.43	1	81,258	331	0.84%	85%	50%	50%	90%	100%	43,279	Commercial Prescriptive & Custom
138	NWS	Commercial	All	Education with Summer Sessions	Lighting	Linear Florescent Fixture Upgrade	1.37	1.80	1.91	1	81,258	201	0.07%	85%	50%	50%	90%	100%	2,289	Commercial Prescriptive & Custom
139	NWS	Commercial	All	Lodging	Lighting	Linear Florescent Fixture Upgrade	2.24	2.81	2.94	1	81,258	230	0.81%	53%	50%	50%	90%	100%	18,038	Commercial Prescriptive & Custom
140	NWS	Commercial	All	General Large Commercial	Lighting	Linear Florescent Fixture Upgrade	1.45	1.93	2.04	1	81,258	388	25.82%	81%	50%	50%	90%	100%	1,481,852	Commercial Prescriptive & Custom
141	NWS	Commercial	All	General Small Commercial	Lighting	Linear Florescent Fixture Upgrade	1.63	2.18	2.31	1	81,258	32	72.44%	81%	50%	50%	90%	100%	344,227	Commercial Prescriptive & Custom
142	NWS	Commercial	All	Hospital	Lighting	Linear Florescent Fixture Upgrade	0.69	0.88	0.92	1	81,258	2821	0.14%	86%	100%	50%	90%	100%	127,480	Commercial Prescriptive & Custom
143	NWS	Commercial	All	K12 Education	Lighting	Linear Florescent Fixture Upgrade	0.35	0.46	0.49	1	81,258	609	0.84%	85%	100%	50%	90%	100%	159,418	Commercial Prescriptive & Custom
144	NWS	Commercial	All	Education with Summer Sessions	Lighting	Linear Florescent Fixture Upgrade	0.47	0.62	0.65	1	81,258	371	0.07%	85%	100%	50%	90%	100%	8,431	Commercial Prescriptive & Custom
145	NWS	Commercial	All	Lodging	Lighting	Linear Florescent Fixture Upgrade	0.78	0.99	1.04	1	81,258	424	0.81%	53%	100%	50%	90%	100%	66,444	Commercial Prescriptive & Custom
146	NWS	Commercial	All	General Large Commercial	Lighting	Linear Florescent Fixture Upgrade	0.49	0.66	0.70	1	81,258	714	25.82%	81%	100%	50%	90%	100%	5,458,407	Commercial Prescriptive & Custom
147	NWS	Commercial	All	General Small Commercial	Lighting	Linear Florescent Fixture Upgrade	0.56	0.75	0.80	1	81,258	59	72.44%	81%	100%	50%	90%	100%	1,267,961	Commercial Prescriptive & Custom
148	NWS	Commercial	All	Hospital	Lighting	Linear Florescent Fixture Upgrade	1.35	1.71	1.80	1	81,258	1532	0.14%	86%	100%	50%	90%	100%	69,217	Commercial Prescriptive & Custom
149	NWS	Commercial	All	K12 Education	Lighting	Linear Florescent Fixture Upgrade	0.70	0.91	0.96	1	81,258	331	0.84%	85%	100%	50%	90%	100%	86,558	Commercial Prescriptive & Custom
150	NWS	Commercial	All	Education with Summer Sessions	Lighting	Linear Florescent Fixture Upgrade	0.92	1.22	1.29	1	81,258	201	0.07%	85%	100%	50%	90%	100%	4,577	Commercial Prescriptive & Custom
151	NWS	Commercial	All	Lodging	Lighting	Linear Florescent Fixture Upgrade	1.52	1.91	2.01	1	81,258	230	0.81%	53%	100%	50%	90%	100%	36,076	Commercial Prescriptive & Custom
152	NWS	Commercial	All	General Large Commercial	Lighting	Linear Florescent Fixture Upgrade	0.97	1.30	1.38	1	81,258	388	25.82%	81%	100%	50%	90%	100%	2,963,703	Commercial Prescriptive & Custom
153	NWS	Commercial	All	General Small Commercial	Lighting	Linear Florescent Fixture Upgrade	1.10	1.47	1.56	1	81,258	32	72.44%	81%	100%	50%	90%	100%	688,454	Commercial Prescriptive & Custom
154	NWS	Commercial	All	Hospital	Lighting	Commercial Standard CFL	4.17	5.11	6.19	0	0	0	0.00%	0%	0%	0%	0%	0%	0	*N/A
155	NWS	Commercial	All	Hospital	Lighting	Commercial Standard CFL	2.70	3.34	4.06	0	0	0	0.00%	0%	0%	0%	0%	0%	0	*N/A
156	NWS	Commercial	All	K12 Education	Lighting	Commercial Standard CFL	2.23	2.82	3.55	0	0	0	0.00%	0%	0%	0%	0%	0%	0	*N/A
157	NWS	Commercial	All	K12 Education	Lighting	Commercial Standard CFL	2.63	3.53	4.20	0	0	0	0.00%	0%	0%	0%	0%	0%	0	*N/A
158	NWS	Commercial	All	Education with Summer Sessions	Lighting	Commercial Standard CFL	5.13	6.90	8.28	0	0	0	0.00%	0%	0%	0%	0%	0%	0	*N/A
159	NWS	Commercial	All	Education with Summer Sessions	Lighting	Commercial Standard CFL	3.36	4.57	5.51	0	0	0	0.00%	0%	0%	0%	0%	0%	0	*N/A
160	NWS	Commercial	All	Lodging	Lighting	Commercial Standard CFL	4.16	5.12	5.66	1	81,258	881	0.81%	20%	90%	0%	100%	100%	104,065	Commercial Prescriptive & Custom
161	NWS	Commercial	All	Lodging	Lighting	Commercial Standard CFL	2.70	3.36	3.73	1	81,258	482	0.81%	20%	10%	54%	100%	100%	3,438	Commercial Prescriptive & Custom
162	NWS	Commercial	All	General Large Commercial	Lighting	Commercial Standard CFL	5.36	7.28	8.80	0	0	0	0.00%	0%	0%	0%	0%	0%	0	*N/A
163	NWS	Commercial	All	General Large Commercial	Lighting	Commercial Standard CFL	3.52	4.83	5.87	0	0	0	0.00%	0%	0%	0%	0%	0%	0	*N/A
164	NWS	Commercial	All	General Small Commercial	Lighting	Commercial Standard CFL	5.89	8.04	9.79	0	0	0	0.00%	0%	0%	0%	0%	0%	0	*N/A
165	NWS	Commercial	All	General Small Commercial	Lighting	Commercial Standard CFL	2.12	2.76	3.62	0	0	0	0.00%	0%	0%	0%	0%	0%	0	*N/A
166	NWS	Commercial	All	Hospital	Lighting	LED Bulbs	4.96	6.53	6.91	1	81,258	5977	0.14%	2%	33%	0%	100%	100%	4,606	Commercial Prescriptive & Custom
167	NWS	Commercial	All	Hospital	Lighting	LED Bulbs	6.28	8.20	8.66	1	81,258	3206	0.14%	2%	67%	0%	100%	100%	5,016	Commercial Prescriptive & Custom
168	NWS	Commercial	All	K12 Education	Lighting	LED Bulbs	5.66	6.65	6.84	1	81,258	1291	0.84%	3%	33%	0%	100%	100%	8,742	Commercial Prescriptive & Custom
169	NWS	Commercial	All	K12 Education	Lighting	LED Bulbs	7.16	8.36	8.58	1	81,258	692	0.84%	3%	67%	0%	100%	100%	9,519	Commercial Prescriptive & Custom
170	NWS	Commercial	All	Education with Summer Sessions	Lighting	LED Bulbs	5.59	7.03	7.32	1	81,258	785	0.07%	3%	33%	0%	100%	100%	462	Commercial Prescriptive & Custom
171	NWS	Commercial	All	Education with Summer Sessions	Lighting	LED Bulbs	7.08	8.85	9.19	1	81,258	421	0.07%	3%	67%	0%	100%	100%	503	Commercial Prescriptive & Custom
172	NWS	Commercial	All	Lodging	Lighting	LED Bulbs	4.88	5.60	5.74	1	81,258	899	0.81%	20%	90%	43%	100%	100%	45,265	Commercial Prescriptive & Custom
173	NWS	Commercial	All	Lodging	Lighting	LED Bulbs	6.18	7.04	7.20	1	81,258	482	0.81%	20%	10%	46%	100%	100%	2,894	Commercial Prescriptive & Custom
174	NWS	Commercial	All	General Large Commercial	Lighting	LED Bulbs	5.89	7.46	7.77	1	81,258	1513	25.82%	5%	33%	0%	100%	100%	573,505	Commercial Prescriptive & Custom
175	NWS	Commercial	All	General Large Commercial	Lighting	LED Bulbs	7.45	9.37	9.73	1	81,258	811	25.82%	5%	67%	0%	100%	100%	624,516	Commercial Prescriptive & Custom
176	NWS	Commercial	All	General Small Commercial	Lighting	LED Bulbs	6.10	7.88	8.24	1	81,258	126	72.44%	6%	33%	0%	100%	100%	140,700	Commercial Prescriptive & Custom
177	NWS	Commercial	All	General Small Commercial	Lighting	LED Bulbs	7.70	9.88	10.31	1	81,258	67	72.44%	6%	67%	0%	100%	100%	153,215	Commercial Prescriptive & Custom
178	NWS	Commercial	Large Commercial	All	Lighting	Efficient High Bay Lighting	1.34	1.63	1.69	1	22,165	280	100.00%	1%	25%	70%	88%	100%	13,557	Commercial Prescriptive & Custom
179	NWS	Commercial	Small Commercial	All	Lighting	Efficient High Bay Lighting	1.36	1.70	1.77	1	59,209	23	100.00%	1%	25%	70%	88%	100%	2,969	Commercial Prescriptive & Custom
180	NWS	Commercial	Large Commercial	All	Lighting	Efficient High Bay Lighting	1.80	2.23	2.33	1	22,165	186	100.00%	1%	25%	100%	88%	100%	12,838	Commercial Prescriptive & Custom

*N/A: Measure did not pass measure level screening and therefore was not included in a program.

MEASURE DESCRIPTION							MEASURE SELECTION				Applicability									PROGRAM
Measure ID	Weather Sensitive	Sector	Sub-Sector	Building Type	End Use	Measure Name	Measure TRC calculated for 2014	Measure TRC calculated for 2020	Measure TRC calculated for 2022	Passed Measure Screening? (1=Yes, 0=No)	Total Sub-Sector Units	Measure Units per Sub-Sector Unit	Applicability	Technical Feasibility	Distribution of Measure Permutation by Measure Size	Distribution of Measure Permutation by Efficiency Level	Not Yet Adopted Rate	Annual Replacement Eligibility	Total Applicable Measure Units	Program-Measure Inclusion (if Passed Measure Screening)
181	NWS	Commercial	Small Commercial	All	Lighting	Efficient High Bay Lighting	1.80	2.23	2.33	1	59,209	15	100.00%	1%	25%	100%	88%	100%	2,812	Commercial Prescriptive & Custom
182	NWS	Commercial	Large Commercial	All	Lighting	Efficient High Bay Lighting	2.26	2.74	2.84	1	22,165	220	100.00%	1%	25%	70%	88%	100%	10,662	Commercial Prescriptive & Custom
183	NWS	Commercial	Small Commercial	All	Lighting	Efficient High Bay Lighting	2.26	2.74	2.84	1	59,209	18	100.00%	1%	25%	70%	88%	100%	2,335	Commercial Prescriptive & Custom
184	NWS	Commercial	Large Commercial	All	Lighting	Efficient High Bay Lighting	3.13	3.87	4.02	1	22,165	143	100.00%	1%	25%	100%	88%	100%	9,875	Commercial Prescriptive & Custom
185	NWS	Commercial	Small Commercial	All	Lighting	Efficient High Bay Lighting	3.13	3.87	4.02	1	59,209	12	100.00%	1%	25%	100%	88%	100%	2,163	Commercial Prescriptive & Custom
186	NWS	Commercial	Large Commercial	All	Lighting	Efficient High Bay Lighting	0.91	1.31	1.41	1	22,165	220	100.00%	1%	25%	30%	88%	100%	4,569	Commercial Prescriptive & Custom
187	NWS	Commercial	Small Commercial	All	Lighting	Efficient High Bay Lighting	0.88	1.31	1.43	1	59,209	18	100.00%	1%	25%	30%	88%	100%	1,001	Commercial Prescriptive & Custom
188	NWS	Commercial	Large Commercial	All	Lighting	Efficient High Bay Lighting	0.49	0.71	0.76	1	22,165	280	100.00%	1%	25%	30%	88%	100%	5,810	Commercial Prescriptive & Custom
189	NWS	Commercial	Small Commercial	All	Lighting	Efficient High Bay Lighting	0.48	0.71	0.77	1	59,209	23	100.00%	1%	25%	30%	88%	100%	1,273	Commercial Prescriptive & Custom
190	NWS	Commercial	Large Commercial	All	Lighting	Lighting Controls	1.73	2.51	2.70	1	22,165	193	100.00%	10%	33%	100%	77%	100%	109,780	Commercial Prescriptive & Custom
191	NWS	Commercial	Large Commercial	All	Lighting	Lighting Controls	1.18	1.71	1.84	1	22,165	193	100.00%	10%	33%	100%	77%	100%	109,780	Commercial Prescriptive & Custom
192	NWS	Commercial	Large Commercial	All	Lighting	Lighting Controls	0.60	0.87	0.94	1	22,165	193	100.00%	10%	33%	100%	77%	100%	109,780	Commercial Prescriptive & Custom
193	NWS	Commercial	Large Commercial	All	Lighting	Lighting Controls	1.73	2.51	2.70	1	22,165	193	100.00%	90%	100%	100%	77%	100%	2,964,056	Commercial Prescriptive & Custom
194	NWS	Commercial	Large Commercial	All	Lighting	Lighting Controls	2.27	3.27	3.52	1	22,165	193	100.00%	10%	33%	100%	77%	100%	109,780	Commercial Prescriptive & Custom
195	NWS	Commercial	Large Commercial	All	Lighting	Lighting Controls	2.00	2.89	3.11	1	22,165	193	100.00%	10%	33%	100%	77%	100%	109,780	Commercial Prescriptive & Custom
196	NWS	Commercial	Large Commercial	All	Lighting	Lighting Controls	2.00	2.89	3.11	1	22,165	193	100.00%	10%	33%	100%	77%	100%	109,780	Commercial Prescriptive & Custom
197	NWS	Commercial	Small Commercial	All	Lighting	Lighting Controls	1.87	2.66	2.85	1	59,209	16	100.00%	10%	33%	100%	77%	100%	24,044	Commercial Prescriptive & Custom
198	NWS	Commercial	Small Commercial	All	Lighting	Lighting Controls	1.28	1.81	1.95	1	59,209	16	100.00%	10%	33%	100%	77%	100%	24,044	Commercial Prescriptive & Custom
199	NWS	Commercial	Small Commercial	All	Lighting	Lighting Controls	0.65	0.93	1.00	1	59,209	16	100.00%	10%	33%	100%	77%	100%	24,044	Commercial Prescriptive & Custom
200	NWS	Commercial	Small Commercial	All	Lighting	Lighting Controls	1.87	2.66	2.85	1	59,209	16	100.00%	90%	100%	100%	77%	100%	649,186	Commercial Prescriptive & Custom
201	NWS	Commercial	Small Commercial	All	Lighting	Lighting Controls	2.45	3.46	3.72	1	59,209	16	100.00%	10%	33%	100%	77%	100%	24,044	Commercial Prescriptive & Custom
202	NWS	Commercial	Small Commercial	All	Lighting	Lighting Controls	2.16	3.07	3.29	1	59,209	16	100.00%	10%	33%	100%	77%	100%	24,044	Commercial Prescriptive & Custom
203	NWS	Commercial	Small Commercial	All	Lighting	Lighting Controls	2.16	3.07	3.29	1	59,209	16	100.00%	10%	33%	100%	77%	100%	24,044	Commercial Prescriptive & Custom
204	NWS	Commercial	Small Commercial	All	Lighting	LED Exit Signs	1.66	1.96	2.03	1	59,209	484	100.00%	1%	0%	100%	0%	100%	329,908	Commercial Prescriptive & Custom
205	NWS	Commercial	All	Hospital	Refrigeration	Electronically Commutated Motors (ECM) for Walk-in and Reach-in Coolers/Freezers	4.96	5.83	6.04	1	81,258	27	0.14%	80%	0%	0%	100%	100%	2,520	Commercial Prescriptive & Custom
206	NWS	Commercial	All	K12 Education	Refrigeration	Electronically Commutated Motors (ECM) for Walk-in and Reach-in Coolers/Freezers	4.96	5.83	6.04	1	81,258	13	0.84%	80%	0%	0%	100%	100%	7,381	Commercial Prescriptive & Custom
207	NWS	Commercial	All	Education with Summer Sessions	Refrigeration	Electronically Commutated Motors (ECM) for Walk-in and Reach-in Coolers/Freezers	4.96	5.83	6.04	1	81,258	13	0.07%	80%	0%	0%	100%	100%	642	Commercial Prescriptive & Custom
208	NWS	Commercial	All	Lodging	Refrigeration	Electronically Commutated Motors (ECM) for Walk-in and Reach-in Coolers/Freezers	4.96	5.83	6.04	1	81,258	13	0.81%	80%	0%	0%	67%	100%	4,746	Commercial Prescriptive & Custom
209	NWS	Commercial	All	Food Sales	Refrigeration	Electronically Commutated Motors (ECM) for Walk-in and Reach-in Coolers/Freezers	5.06	6.10	6.34	1	81,258	101	0.77%	80%	0%	0%	67%	100%	33,694	Commercial Prescriptive & Custom
210	NWS	Commercial	All	Restaurant	Refrigeration	Electronically Commutated Motors (ECM) for Walk-in and Reach-in Coolers/Freezers	4.96	5.83	6.04	1	81,258	13	2.07%	80%	0%	0%	0%	100%	18,155	Commercial Prescriptive & Custom
211	NWS	Commercial	All	Hospital	Refrigeration	ENERGY STAR Solid Door Refrigerator	4.66	5.72	5.99	1	81,258	28	0.14%	0%	100%	0%	0%	8%	272	Commercial Prescriptive & Custom
212	NWS	Commercial	All	Hospital	Refrigeration	ENERGY STAR Solid Door Refrigerator	5.77	7.08	7.41	1	81,258	1	0.14%	0%	33%	0%	0%	8%	5	Commercial Prescriptive & Custom
213	NWS	Commercial	All	Hospital	Refrigeration	ENERGY STAR Solid Door Refrigerator	8.05	9.86	10.32	1	81,258	1	0.14%	0%	33%	0%	0%	8%	5	Commercial Prescriptive & Custom
214	NWS	Commercial	All	Hospital	Refrigeration	ENERGY STAR Solid Door Refrigerator	6.82	8.37	8.77	1	81,258	1	0.14%	0%	33%	0%	0%	8%	5	Commercial Prescriptive & Custom
215	NWS	Commercial	All	Hospital	Refrigeration	ENERGY STAR Solid Door Freezer	9.77	11.99	12.55	1	81,258	28	0.14%	0%	100%	0%	0%	8%	272	Commercial Prescriptive & Custom
216	NWS	Commercial	All	Hospital	Refrigeration	ENERGY STAR Solid Door Freezer	15.14	18.58	19.45	1	81,258	1	0.14%	0%	33%	0%	0%	8%	5	Commercial Prescriptive & Custom
217	NWS	Commercial	All	Hospital	Refrigeration	ENERGY STAR Solid Door Freezer	24.17	29.65	31.04	1	81,258	1	0.14%	0%	33%	0%	0%	8%	5	Commercial Prescriptive & Custom
218	NWS	Commercial	All	Hospital	Refrigeration	ENERGY STAR Solid Door Freezer	13.54	16.61	17.39	1	81,258	1	0.14%	0%	33%	0%	0%	8%	5	Commercial Prescriptive & Custom
219	NWS	Commercial	All	K12 Education	Refrigeration	ENERGY STAR Solid Door Refrigerator	4.66	5.72	5.99	1	81,258	1	0.84%	0%	25%	0%	0%	8%	20	Commercial Prescriptive & Custom
220	NWS	Commercial	All	K12 Education	Refrigeration	ENERGY STAR Solid Door Refrigerator	5.77	7.08	7.41	1	81,258	1	0.84%	0%	25%	0%	0%	8%	20	Commercial Prescriptive & Custom
221	NWS	Commercial	All	K12 Education	Refrigeration	ENERGY STAR Solid Door Refrigerator	8.05	9.86	10.32	1	81,258	1	0.84%	0%	25%	0%	0%	8%	20	Commercial Prescriptive & Custom
222	NWS	Commercial	All	K12 Education	Refrigeration	ENERGY STAR Solid Door Refrigerator	6.82	8.37	8.77	1	81,258	1	0.84%	0%	25%	0%	0%	8%	20	Commercial Prescriptive & Custom
223	NWS	Commercial	All	K12 Education	Refrigeration	ENERGY STAR Solid Door Freezer	9.77	11.99	12.55	1	81,258	1	0.84%	0%	25%	0%	0%	8%	20	Commercial Prescriptive & Custom
224	NWS	Commercial	All	K12 Education	Refrigeration	ENERGY STAR Solid Door Freezer	15.14	18.58	19.45	1	81,258	1	0.84%	0%	25%	0%	0%	8%	20	Commercial Prescriptive & Custom
225	NWS	Commercial	All	K12 Education	Refrigeration	ENERGY STAR Solid Door Freezer	24.17	29.65	31.04	1	81,258	1	0.84%	0%	25%	0%	0%	8%	20	Commercial Prescriptive & Custom
226	NWS	Commercial	All	K12 Education	Refrigeration	ENERGY STAR Solid Door Freezer	13.54	16.61	17.39	1	81,258	1	0.84%	0%	25%	0%	0%	8%	20	Commercial Prescriptive & Custom
227	NWS	Commercial	All	Education with Summer Sessions	Refrigeration	ENERGY STAR Solid Door Refrigerator	4.66	5.72	5.99	1	81,258	1	0.07%	0%	25%	0%	0%	8%	2	Commercial Prescriptive & Custom
228	NWS	Commercial	All	Education with Summer Sessions	Refrigeration	ENERGY STAR Solid Door Refrigerator	5.77	7.08	7.41	1	81,258	1	0.07%	0%	25%	0%	0%	8%	2	Commercial Prescriptive & Custom
229	NWS	Commercial	All	Education with Summer Sessions	Refrigeration	ENERGY STAR Solid Door Refrigerator	8.05	9.86	10.32	1	81,258	1	0.07%	0%	25%	0%	0%	8%	2	Commercial Prescriptive & Custom
230	NWS	Commercial	All	Education with Summer Sessions	Refrigeration	ENERGY STAR Solid Door Refrigerator	6.82	8.37	8.77	1	81,258	1	0.07%	0%	25%	0%	0%	8%	2	Commercial Prescriptive & Custom
231	NWS	Commercial	All	Education with Summer Sessions	Refrigeration	ENERGY STAR Solid Door Freezer	9.77	11.99	12.55	1	81,258	1	0.07%	0%	25%	0%	0%	8%	2	Commercial Prescriptive & Custom
232	NWS	Commercial	All	Education with Summer Sessions	Refrigeration	ENERGY STAR Solid Door Freezer	15.14	18.58	19.45	1	81,258	1	0.07%	0%	25%	0%	0%	8%	2	Commercial Prescriptive & Custom
233	NWS	Commercial	All	Education with Summer Sessions	Refrigeration	ENERGY STAR Solid Door Freezer	24.17	29.65	31.04	1	81,258	1	0.07%	0%	25%	0%	0%	8%	2	Commercial Prescriptive & Custom
234	NWS	Commercial	All	Education with Summer Sessions	Refrigeration	ENERGY STAR Solid Door Freezer	13.54	16.61	17.39	1	81,258	1	0.07%	0%	25%	0%	0%	8%	2	Commercial Prescriptive & Custom
235	NWS	Commercial	All	Lodging	Refrigeration	ENERGY STAR Solid Door Refrigerator	4.66	5.72	5.99	1	81,258	1	0.81%	0%	25%	0%	0%	8%	19	Commercial Prescriptive & Custom
236	NWS	Commercial	All	Lodging	Refrigeration	ENERGY STAR Solid Door Refrigerator	5.77	7.08	7.41	1	81,258	1	0.81%	0%	25%	0%	0%	8%	19	Commercial Prescriptive & Custom
237	NWS	Commercial	All	Lodging	Refrigeration	ENERGY STAR Solid Door Refrigerator	8.05	9.86	10.32	1	81,258	1	0.81%	0%	25%	0%	0%	8%	19	Commercial Prescriptive & Custom
238	NWS	Commercial	All	Lodging	Refrigeration	ENERGY STAR Solid Door Refrigerator	6.82	8.37	8.77	1	81,258	1	0.81%	0%	25%	0%	0%	8%	19	Commercial Prescriptive & Custom
239	NWS	Commercial	All	Lodging	Refrigeration	ENERGY STAR Solid Door Freezer	9.77	11.99	12.55	1	81,258	1	0.81%	0%	25%	0%	0%	8%	19	Commercial Prescriptive & Custom
240	NWS	Commercial	All	Lodging	Refrigeration	ENERGY STAR Solid Door Freezer	15.14	18.58	19.45	1	81,258	1	0.81%	0%	25%	0%	0%	8%	19	Commercial Prescriptive & Custom

*N/A: Measure did not pass measure level screening and therefore was not included in a program.

MEASURE DESCRIPTION							MEASURE SELECTION				Applicability									PROGRAM
Measure ID	Weather Sensitive	Sector	Sub-Sector	Building Type	End Use	Measure Name	Measure TRC calculated for 2014	Measure TRC calculated for 2020	Measure TRC calculated for 2022	Passed Measure Screening? (1=Yes, 0=No)	Total Sub-Sector Units	Measure Units per Sub-Sector Unit	Applicability	Technical Feasibility	Distribution of Measure Permutation by Measure Size	Distribution of Measure Permutation by Efficiency Level	Not Yet Adopted Rate	Annual Replacement Eligibility	Total Applicable Measure Units	Program-Measure Inclusion (if Passed Measure Screening)
241	NWS	Commercial	All	Lodging	Refrigeration	ENERGY STAR Solid Door Freezer	24.17	29.65	31.04	1	81,258	1	0.81%	0%	25%	0%	0%	8%	19	Commercial Prescriptive & Custom
242	NWS	Commercial	All	Lodging	Refrigeration	ENERGY STAR Solid Door Freezer	13.54	16.61	17.39	1	81,258	1	0.81%	0%	25%	0%	0%	8%	19	Commercial Prescriptive & Custom
243	NWS	Commercial	All	Food Sales	Refrigeration	ENERGY STAR Solid Door Refrigerator	4.66	5.72	5.99	1	81,258	1	0.77%	0%	25%	0%	0%	8%	18	Commercial Prescriptive & Custom
244	NWS	Commercial	All	Food Sales	Refrigeration	ENERGY STAR Solid Door Refrigerator	5.77	7.08	7.41	1	81,258	1	0.77%	0%	25%	0%	0%	8%	18	Commercial Prescriptive & Custom
245	NWS	Commercial	All	Food Sales	Refrigeration	ENERGY STAR Solid Door Refrigerator	8.05	9.86	10.32	1	81,258	1	0.77%	0%	25%	0%	0%	8%	18	Commercial Prescriptive & Custom
246	NWS	Commercial	All	Food Sales	Refrigeration	ENERGY STAR Solid Door Refrigerator	6.82	8.37	8.77	1	81,258	1	0.77%	0%	25%	0%	0%	8%	18	Commercial Prescriptive & Custom
247	NWS	Commercial	All	Food Sales	Refrigeration	ENERGY STAR Solid Door Freezer	9.77	11.99	12.55	1	81,258	1	0.77%	0%	25%	0%	0%	8%	18	Commercial Prescriptive & Custom
248	NWS	Commercial	All	Food Sales	Refrigeration	ENERGY STAR Solid Door Freezer	15.14	18.58	19.45	1	81,258	1	0.77%	0%	25%	0%	0%	8%	18	Commercial Prescriptive & Custom
249	NWS	Commercial	All	Food Sales	Refrigeration	ENERGY STAR Solid Door Freezer	24.17	29.65	31.04	1	81,258	1	0.77%	0%	25%	0%	0%	8%	18	Commercial Prescriptive & Custom
250	NWS	Commercial	All	Food Sales	Refrigeration	ENERGY STAR Solid Door Freezer	13.54	16.61	17.39	1	81,258	1	0.77%	0%	25%	0%	0%	8%	18	Commercial Prescriptive & Custom
251	NWS	Commercial	All	Restaurant	Refrigeration	ENERGY STAR Solid Door Refrigerator	4.66	5.72	5.99	1	81,258	1	2.07%	0%	25%	0%	0%	8%	49	Commercial Prescriptive & Custom
252	NWS	Commercial	All	Restaurant	Refrigeration	ENERGY STAR Solid Door Refrigerator	5.77	7.08	7.41	1	81,258	1	2.07%	0%	25%	0%	0%	8%	49	Commercial Prescriptive & Custom
253	NWS	Commercial	All	Restaurant	Refrigeration	ENERGY STAR Solid Door Refrigerator	8.05	9.86	10.32	1	81,258	1	2.07%	0%	25%	0%	0%	8%	49	Commercial Prescriptive & Custom
254	NWS	Commercial	All	Restaurant	Refrigeration	ENERGY STAR Solid Door Refrigerator	6.82	8.37	8.77	1	81,258	1	2.07%	0%	25%	0%	0%	8%	49	Commercial Prescriptive & Custom
255	NWS	Commercial	All	Restaurant	Refrigeration	ENERGY STAR Solid Door Freezer	9.77	11.99	12.55	1	81,258	1	2.07%	0%	25%	0%	0%	8%	49	Commercial Prescriptive & Custom
256	NWS	Commercial	All	Restaurant	Refrigeration	ENERGY STAR Solid Door Freezer	15.14	18.58	19.45	1	81,258	1	2.07%	0%	25%	0%	0%	8%	49	Commercial Prescriptive & Custom
257	NWS	Commercial	All	Restaurant	Refrigeration	ENERGY STAR Solid Door Freezer	24.17	29.65	31.04	1	81,258	1	2.07%	0%	25%	0%	0%	8%	49	Commercial Prescriptive & Custom
258	NWS	Commercial	All	Restaurant	Refrigeration	ENERGY STAR Solid Door Freezer	13.54	16.61	17.39	1	81,258	1	2.07%	0%	25%	0%	0%	8%	49	Commercial Prescriptive & Custom
259	NWS	Commercial	All	Hospital	Refrigeration	Vending Machine Occupancy Controls	1.81	2.09	2.18	1	81,258	8	0.14%	0%	60%	0%	64%	100%	359	Commercial Prescriptive & Custom
260	NWS	Commercial	All	Hospital	Refrigeration	Vending Machine Occupancy Controls	1.23	1.45	1.52	1	81,258	8	0.14%	0%	20%	0%	64%	100%	120	Commercial Prescriptive & Custom
261	NWS	Commercial	All	Hospital	Refrigeration	Vending Machine Occupancy Controls	0.98	1.12	1.17	1	81,258	8	0.14%	0%	20%	0%	64%	100%	120	Commercial Prescriptive & Custom
262	NWS	Commercial	All	K12 Education	Refrigeration	Vending Machine Occupancy Controls	1.81	2.09	2.18	1	81,258	2	0.84%	0%	60%	0%	64%	100%	525	Commercial Prescriptive & Custom
263	NWS	Commercial	All	K12 Education	Refrigeration	Vending Machine Occupancy Controls	1.23	1.45	1.52	1	81,258	2	0.84%	0%	20%	0%	64%	100%	175	Commercial Prescriptive & Custom
264	NWS	Commercial	All	K12 Education	Refrigeration	Vending Machine Occupancy Controls	0.98	1.12	1.17	1	81,258	2	0.84%	0%	20%	0%	64%	100%	175	Commercial Prescriptive & Custom
265	NWS	Commercial	All	Education with Summer Sessions	Refrigeration	Vending Machine Occupancy Controls	1.81	2.09	2.18	1	81,258	4	0.07%	0%	60%	0%	64%	100%	91	Commercial Prescriptive & Custom
266	NWS	Commercial	All	Education with Summer Sessions	Refrigeration	Vending Machine Occupancy Controls	1.23	1.45	1.52	1	81,258	4	0.07%	0%	20%	0%	64%	100%	30	Commercial Prescriptive & Custom
267	NWS	Commercial	All	Education with Summer Sessions	Refrigeration	Vending Machine Occupancy Controls	0.98	1.12	1.17	1	81,258	4	0.07%	0%	20%	0%	64%	100%	30	Commercial Prescriptive & Custom
268	NWS	Commercial	All	Lodging	Refrigeration	Vending Machine Occupancy Controls	1.81	2.09	2.18	1	81,258	6	0.81%	0%	60%	0%	64%	100%	1,512	Commercial Prescriptive & Custom
269	NWS	Commercial	All	Lodging	Refrigeration	Vending Machine Occupancy Controls	1.23	1.45	1.52	1	81,258	6	0.81%	0%	20%	0%	64%	100%	504	Commercial Prescriptive & Custom
270	NWS	Commercial	All	Lodging	Refrigeration	Vending Machine Occupancy Controls	0.98	1.12	1.17	1	81,258	6	0.81%	0%	20%	0%	64%	100%	504	Commercial Prescriptive & Custom
271	NWS	Commercial	All	Food Sales	Refrigeration	Vending Machine Occupancy Controls	1.81	2.09	2.18	1	81,258	2	0.77%	0%	60%	0%	64%	100%	478	Commercial Prescriptive & Custom
272	NWS	Commercial	All	Food Sales	Refrigeration	Vending Machine Occupancy Controls	1.23	1.45	1.52	1	81,258	2	0.77%	0%	20%	0%	64%	100%	159	Commercial Prescriptive & Custom
273	NWS	Commercial	All	Food Sales	Refrigeration	Vending Machine Occupancy Controls	0.98	1.12	1.17	1	81,258	2	0.77%	0%	20%	0%	64%	100%	159	Commercial Prescriptive & Custom
274	NWS	Commercial	All	Restaurant	Refrigeration	Vending Machine Occupancy Controls	1.81	2.09	2.18	1	81,258	1	2.07%	0%	80%	0%	64%	100%	861	Commercial Prescriptive & Custom
275	NWS	Commercial	All	Restaurant	Refrigeration	Vending Machine Occupancy Controls	1.23	1.45	1.52	1	81,258	1	2.07%	0%	20%	0%	64%	100%	215	Commercial Prescriptive & Custom
276	NWS	Commercial	All	Restaurant	Refrigeration	Vending Machine Occupancy Controls	0.98	1.12	1.17	1	81,258	1	2.07%	0%	0%	0%	64%	100%	0	Commercial Prescriptive & Custom
277	NWS	Commercial	All	Hospital	Refrigeration	Automatic Door Closer for Walk-in Coolers and Freezers	2.11	2.79	2.97	1	81,258	1	0.14%	0%	50%	0%	94%	100%	55	Commercial Prescriptive & Custom
278	NWS	Commercial	All	Hospital	Refrigeration	Automatic Door Closer for Walk-in Coolers and Freezers	5.12	6.69	7.12	1	81,258	1	0.14%	0%	50%	0%	94%	100%	55	Commercial Prescriptive & Custom
279	NWS	Commercial	All	K12 Education	Refrigeration	Automatic Door Closer for Walk-in Coolers and Freezers	2.11	2.79	2.97	1	81,258	1	0.84%	0%	50%	0%	94%	100%	321	Commercial Prescriptive & Custom
280	NWS	Commercial	All	K12 Education	Refrigeration	Automatic Door Closer for Walk-in Coolers and Freezers	5.12	6.69	7.12	1	81,258	1	0.84%	0%	50%	0%	94%	100%	321	Commercial Prescriptive & Custom
281	NWS	Commercial	All	Education with Summer Sessions	Refrigeration	Automatic Door Closer for Walk-in Coolers and Freezers	2.11	2.79	2.97	1	81,258	1	0.07%	0%	50%	0%	94%	100%	28	Commercial Prescriptive & Custom
282	NWS	Commercial	All	Education with Summer Sessions	Refrigeration	Automatic Door Closer for Walk-in Coolers and Freezers	5.12	6.69	7.12	1	81,258	1	0.07%	0%	50%	0%	94%	100%	28	Commercial Prescriptive & Custom
283	NWS	Commercial	All	Lodging	Refrigeration	Automatic Door Closer for Walk-in Coolers and Freezers	2.11	2.79	2.97	1	81,258	1	0.81%	0%	50%	0%	94%	100%	308	Commercial Prescriptive & Custom
284	NWS	Commercial	All	Lodging	Refrigeration	Automatic Door Closer for Walk-in Coolers and Freezers	5.12	6.69	7.12	1	81,258	1	0.81%	0%	50%	0%	94%	100%	308	Commercial Prescriptive & Custom
285	NWS	Commercial	All	Food Sales	Refrigeration	Automatic Door Closer for Walk-in Coolers and Freezers	2.11	2.79	2.97	1	81,258	5	0.77%	0%	50%	0%	94%	100%	1,463	Commercial Prescriptive & Custom
286	NWS	Commercial	All	Food Sales	Refrigeration	Automatic Door Closer for Walk-in Coolers and Freezers	5.12	6.69	7.12	1	81,258	5	0.77%	0%	50%	0%	94%	100%	1,463	Commercial Prescriptive & Custom
287	NWS	Commercial	All	Restaurant	Refrigeration	Automatic Door Closer for Walk-in Coolers and Freezers	2.11	2.79	2.97	1	81,258	1	2.07%	0%	50%	0%	94%	100%	791	Commercial Prescriptive & Custom
288	NWS	Commercial	All	Restaurant	Refrigeration	Automatic Door Closer for Walk-in Coolers and Freezers	5.12	6.69	7.12	1	81,258	1	2.07%	0%	50%	0%	94%	100%	791	Commercial Prescriptive & Custom
289	NWS	Commercial	All	Food Sales	Refrigeration	Door Heater Controls for Cooler or Freezer	3.77	4.25	4.39	1	81,258	15	0.77%	0%	17%	0%	33%	100%	513	Commercial Prescriptive & Custom
290	NWS	Commercial	All	Food Sales	Refrigeration	Door Heater Controls for Cooler or Freezer	1.60	1.80	1.86	1	81,258	15	0.77%	0%	17%	0%	33%	100%	513	Commercial Prescriptive & Custom
291	NWS	Commercial	All	Food Sales	Refrigeration	Door Heater Controls for Cooler or Freezer	1.60	1.80	1.86	1	81,258	15	0.77%	0%	17%	0%	33%	100%	513	Commercial Prescriptive & Custom
292	NWS	Commercial	All	Food Sales	Refrigeration	Door Heater Controls for Cooler or Freezer	7.21	8.11	8.38	1	81,258	15	0.77%	0%	17%	0%	33%	100%	513	Commercial Prescriptive & Custom
293	NWS	Commercial	All	Food Sales	Refrigeration	Door Heater Controls for Cooler or Freezer	3.05	3.43	3.55	1	81,258	15	0.77%	0%	17%	0%	33%	100%	513	Commercial Prescriptive & Custom
294	NWS	Commercial	All	Food Sales	Refrigeration	Door Heater Controls for Cooler or Freezer	3.05	3.43	3.55	1	81,258	15	0.77%	0%	17%	0%	33%	100%	513	Commercial Prescriptive & Custom
295	NWS	Commercial	All	Restaurant	Refrigeration	Door Heater Controls for Cooler or Freezer	3.77	4.25	4.39	1	81,258	5	2.07%	0%	17%	0%	99%	100%	1,388	Commercial Prescriptive & Custom
296	NWS	Commercial	All	Restaurant	Refrigeration	Door Heater Controls for Cooler or Freezer	1.60	1.80	1.86	1	81,258	5	2.07%	0%	17%	0%	99%	100%	1,388	Commercial Prescriptive & Custom
297	NWS	Commercial	All	Restaurant	Refrigeration	Door Heater Controls for Cooler or Freezer	1.60	1.80	1.86	1	81,258	5	2.07%	0%	17%	0%	99%	100%	1,388	Commercial Prescriptive & Custom
298	NWS	Commercial	All	Restaurant	Refrigeration	Door Heater Controls for Cooler or Freezer	7.21	8.11	8.38	1	81,258	5	2.07%	0%	17%	0%	99%	100%	1,388	Commercial Prescriptive & Custom
299	NWS	Commercial	All	Restaurant	Refrigeration	Door Heater Controls for Cooler or Freezer	3.05	3.43	3.55	1	81,258	5	2.07%	0%	17%	0%	99%	100%	1,388	Commercial Prescriptive & Custom
300	NWS	Commercial	All	Restaurant	Refrigeration	Door Heater Controls for Cooler or Freezer	3.05	3.43	3.55	1	81,258	5	2.07%	0%	17%	0%	99%	100%	1,388	Commercial Prescriptive & Custom

*N/A: Measure did not pass measure level screening and therefore was not included in a program.

MEASURE DESCRIPTION							MEASURE SELECTION				Applicability									PROGRAM
Measure ID	Weather Sensitive	Sector	Sub-Sector	Building Type	End Use	Measure Name	Measure TRC calculated for 2014	Measure TRC calculated for 2020	Measure TRC calculated for 2022	Passed Measure Screening? (1=Yes, 0=No)	Total Sub-Sector Units	Measure Units per Sub-Sector Unit	Applicability	Technical Feasibility	Distribution of Measure Permutation by Measure Size	Distribution of Measure Permutation by Efficiency Level	Not Yet Adopted Rate	Annual Replacement Eligibility	Total Applicable Measure Units	Program-Measure Inclusion (if Passed Measure Screening)
301	NWS	Commercial	All	Hospital	Refrigeration	Evaporator Fan Control	1.12	1.33	1.38	1	81,258	13	0.14%	20%	0%	0%	99%	100%	312	Commercial Prescriptive & Custom
302	NWS	Commercial	All	K12 Education	Refrigeration	Evaporator Fan Control	1.12	1.33	1.38	1	81,258	7	0.84%	20%	0%	0%	99%	100%	913	Commercial Prescriptive & Custom
303	NWS	Commercial	All	Education with Summer Sessions	Refrigeration	Evaporator Fan Control	1.12	1.33	1.38	1	81,258	7	0.07%	20%	0%	0%	99%	100%	79	Commercial Prescriptive & Custom
304	NWS	Commercial	All	Lodging	Refrigeration	Evaporator Fan Control	1.12	1.33	1.38	1	81,258	7	0.81%	20%	0%	0%	99%	100%	877	Commercial Prescriptive & Custom
305	NWS	Commercial	All	Food Sales	Refrigeration	Evaporator Fan Control	1.12	1.33	1.38	1	81,258	51	0.77%	20%	0%	0%	99%	100%	6,223	Commercial Prescriptive & Custom
306	NWS	Commercial	All	Restaurant	Refrigeration	Evaporator Fan Control	1.12	1.33	1.38	1	81,258	7	2.07%	20%	0%	0%	99%	100%	2,247	Commercial Prescriptive & Custom
307	NWS	Commercial	All	Hospital	Refrigeration	Strip Curtain for Walk-in Coolers and Freezers	2.68	3.50	3.74	1	81,258	1	0.14%	0%	0%	0%	77%	100%	90	Commercial Prescriptive & Custom
308	NWS	Commercial	All	Hospital	Refrigeration	Strip Curtain for Walk-in Coolers and Freezers	0.38	0.50	0.53	0	0	0	0.00%	0%	0%	0%	0%	0%	0	*N/A
309	NWS	Commercial	All	K12 Education	Refrigeration	Strip Curtain for Walk-in Coolers and Freezers	2.68	3.50	3.74	1	81,258	1	0.84%	0%	0%	0%	77%	100%	527	Commercial Prescriptive & Custom
310	NWS	Commercial	All	K12 Education	Refrigeration	Strip Curtain for Walk-in Coolers and Freezers	0.38	0.50	0.53	0	0	0	0.00%	0%	0%	0%	0%	0%	0	*N/A
311	NWS	Commercial	All	Education with Summer Sessions	Refrigeration	Strip Curtain for Walk-in Coolers and Freezers	2.68	3.50	3.74	1	81,258	1	0.07%	0%	0%	0%	77%	100%	46	Commercial Prescriptive & Custom
312	NWS	Commercial	All	Education with Summer Sessions	Refrigeration	Strip Curtain for Walk-in Coolers and Freezers	0.38	0.50	0.53	0	0	0	0.00%	0%	0%	0%	0%	0%	0	*N/A
313	NWS	Commercial	All	Lodging	Refrigeration	Strip Curtain for Walk-in Coolers and Freezers	2.68	3.50	3.74	1	81,258	1	0.81%	0%	0%	0%	77%	100%	505	Commercial Prescriptive & Custom
314	NWS	Commercial	All	Lodging	Refrigeration	Strip Curtain for Walk-in Coolers and Freezers	0.38	0.50	0.53	0	0	0	0.00%	0%	0%	0%	0%	0%	0	*N/A
315	NWS	Commercial	All	Food Sales	Refrigeration	Strip Curtain for Walk-in Coolers and Freezers	2.68	3.50	3.74	1	81,258	5	0.77%	0%	0%	0%	62%	100%	1,929	Commercial Prescriptive & Custom
316	NWS	Commercial	All	Food Sales	Refrigeration	Strip Curtain for Walk-in Coolers and Freezers	0.38	0.50	0.53	0	0	0	0.00%	0%	0%	0%	0%	0%	0	*N/A
317	NWS	Commercial	All	Restaurant	Refrigeration	Strip Curtain for Walk-in Coolers and Freezers	2.68	3.50	3.74	1	81,258	1	2.07%	0%	0%	0%	77%	100%	1,295	Commercial Prescriptive & Custom
318	NWS	Commercial	All	Restaurant	Refrigeration	Strip Curtain for Walk-in Coolers and Freezers	0.38	0.50	0.53	0	0	0	0.00%	0%	0%	0%	0%	0%	0	*N/A
319	NWS	Commercial	All	Hospital	Food Services Equipment	ENERGY STAR Dishwasher	22.22	28.01	29.59	1	81,258	1	0.14%	0%	6%	0%	33%	10%	0	Commercial Prescriptive & Custom
320	NWS	Commercial	All	Hospital	Food Services Equipment	ENERGY STAR Dishwasher	>1.0 (Cost = $0)	>1.0 (Cost = $0)	>1.0 (Cost = $0)	0	0	0	0.00%	0%	0%	0%	0%	0%	0	*N/A
321	NWS	Commercial	All	Hospital	Food Services Equipment	ENERGY STAR Dishwasher	>1.0 (Cost = $0)	>1.0 (Cost = $0)	>1.0 (Cost = $0)	0	0	0	0.00%	0%	0%	0%	0%	0%	0	*N/A
322	NWS	Commercial	All	Hospital	Food Services Equipment	ENERGY STAR Dishwasher	15.94	18.48	19.09	1	81,258	1	0.14%	0%	6%	0%	33%	5%	0	Commercial Prescriptive & Custom
323	NWS	Commercial	All	Hospital	Food Services Equipment	ENERGY STAR Dishwasher	11.56	14.57	15.39	1	81,258	1	0.14%	0%	6%	0%	33%	10%	0	Commercial Prescriptive & Custom
324	NWS	Commercial	All	Hospital	Food Services Equipment	ENERGY STAR Dishwasher	9.92	11.93	12.41	1	81,258	1	0.14%	0%	6%	0%	33%	7%	0	Commercial Prescriptive & Custom
325	NWS	Commercial	All	Hospital	Food Services Equipment	ENERGY STAR Dishwasher	3.69	4.28	4.42	1	81,258	1	0.14%	0%	6%	0%	33%	5%	0	Commercial Prescriptive & Custom
326	NWS	Commercial	All	Hospital	Food Services Equipment	ENERGY STAR Dishwasher	23.23	26.93	27.81	1	81,258	1	0.14%	0%	6%	0%	33%	5%	0	Commercial Prescriptive & Custom
327	NWS	Commercial	All	Hospital	Food Services Equipment	ENERGY STAR Dishwasher	0.85	1.07	1.13	1	81,258	1	0.14%	0%	6%	0%	33%	10%	0	Commercial Prescriptive & Custom
328	NWS	Commercial	All	Hospital	Food Services Equipment	ENERGY STAR Dishwasher	22.22	28.01	29.59	1	81,258	1	0.14%	0%	6%	0%	33%	10%	0	Commercial Prescriptive & Custom
329	NWS	Commercial	All	Hospital	Food Services Equipment	ENERGY STAR Dishwasher	>1.0 (Cost = $0)	>1.0 (Cost = $0)	>1.0 (Cost = $0)	0	0	0	0.00%	0%	0%	0%	0%	0%	0	*N/A
330	NWS	Commercial	All	Hospital	Food Services Equipment	ENERGY STAR Dishwasher	>1.0 (Cost = $0)	>1.0 (Cost = $0)	>1.0 (Cost = $0)	0	0	0	0.00%	0%	0%	0%	0%	0%	0	*N/A
331	NWS	Commercial	All	Hospital	Food Services Equipment	ENERGY STAR Dishwasher	15.94	18.48	19.09	1	81,258	1	0.14%	0%	6%	0%	33%	5%	0	Commercial Prescriptive & Custom
332	NWS	Commercial	All	Hospital	Food Services Equipment	ENERGY STAR Dishwasher	10.11	12.65	13.36	1	81,258	1	0.14%	0%	6%	0%	33%	10%	0	Commercial Prescriptive & Custom
333	NWS	Commercial	All	Hospital	Food Services Equipment	ENERGY STAR Dishwasher	7.73	9.23	9.63	1	81,258	1	0.14%	0%	6%	0%	33%	7%	0	Commercial Prescriptive & Custom
334	NWS	Commercial	All	Hospital	Food Services Equipment	ENERGY STAR Dishwasher	3.05	3.54	3.66	1	81,258	1	0.14%	0%	6%	0%	33%	5%	0	Commercial Prescriptive & Custom
335	NWS	Commercial	All	Hospital	Food Services Equipment	ENERGY STAR Dishwasher	18.10	20.97	21.72	1	81,258	1	0.14%	0%	6%	0%	33%	5%	0	Commercial Prescriptive & Custom
336	NWS	Commercial	All	Hospital	Food Services Equipment	ENERGY STAR Dishwasher	0.65	0.80	0.85	0	0	0	0.00%	0%	0%	0%	0%	0%	0	*N/A
337	NWS	Commercial	All	K12 Education	Food Services Equipment	ENERGY STAR Dishwasher	22.22	28.01	29.59	1	81,258	1	0.84%	0%	6%	0%	33%	10%	1	Commercial Prescriptive & Custom
338	NWS	Commercial	All	K12 Education	Food Services Equipment	ENERGY STAR Dishwasher	>1.0 (Cost = $0)	>1.0 (Cost = $0)	>1.0 (Cost = $0)	0	0	0	0.00%	0%	0%	0%	0%	0%	0	*N/A
339	NWS	Commercial	All	K12 Education	Food Services Equipment	ENERGY STAR Dishwasher	>1.0 (Cost = $0)	>1.0 (Cost = $0)	>1.0 (Cost = $0)	0	0	0	0.00%	0%	0%	0%	0%	0%	0	*N/A
340	NWS	Commercial	All	K12 Education	Food Services Equipment	ENERGY STAR Dishwasher	15.94	18.48	19.09	1	81,258	1	0.84%	0%	6%	0%	33%	5%	1	Commercial Prescriptive & Custom
341	NWS	Commercial	All	K12 Education	Food Services Equipment	ENERGY STAR Dishwasher	11.56	14.57	15.39	1	81,258	1	0.84%	0%	6%	0%	33%	10%	1	Commercial Prescriptive & Custom
342	NWS	Commercial	All	K12 Education	Food Services Equipment	ENERGY STAR Dishwasher	9.92	11.93	12.41	1	81,258	1	0.84%	0%	6%	0%	33%	7%	1	Commercial Prescriptive & Custom
343	NWS	Commercial	All	K12 Education	Food Services Equipment	ENERGY STAR Dishwasher	3.69	4.28	4.42	1	81,258	1	0.84%	0%	6%	0%	33%	5%	1	Commercial Prescriptive & Custom
344	NWS	Commercial	All	K12 Education	Food Services Equipment	ENERGY STAR Dishwasher	23.23	26.93	27.81	1	81,258	1	0.84%	0%	6%	0%	33%	5%	1	Commercial Prescriptive & Custom
345	NWS	Commercial	All	K12 Education	Food Services Equipment	ENERGY STAR Dishwasher	0.85	1.07	1.13	1	81,258	1	0.84%	0%	6%	0%	33%	10%	1	Commercial Prescriptive & Custom
346	NWS	Commercial	All	K12 Education	Food Services Equipment	ENERGY STAR Dishwasher	22.22	28.01	29.59	1	81,258	1	0.84%	0%	6%	0%	33%	10%	1	Commercial Prescriptive & Custom
347	NWS	Commercial	All	K12 Education	Food Services Equipment	ENERGY STAR Dishwasher	>1.0 (Cost = $0)	>1.0 (Cost = $0)	>1.0 (Cost = $0)	0	0	0	0.00%	0%	0%	0%	0%	0%	0	*N/A
348	NWS	Commercial	All	K12 Education	Food Services Equipment	ENERGY STAR Dishwasher	>1.0 (Cost = $0)	>1.0 (Cost = $0)	>1.0 (Cost = $0)	0	0	0	0.00%	0%	0%	0%	0%	0%	0	*N/A
349	NWS	Commercial	All	K12 Education	Food Services Equipment	ENERGY STAR Dishwasher	15.94	18.48	19.09	1	81,258	1	0.84%	0%	6%	0%	33%	5%	1	Commercial Prescriptive & Custom
350	NWS	Commercial	All	K12 Education	Food Services Equipment	ENERGY STAR Dishwasher	10.11	12.65	13.36	1	81,258	1	0.84%	0%	6%	0%	33%	10%	1	Commercial Prescriptive & Custom
351	NWS	Commercial	All	K12 Education	Food Services Equipment	ENERGY STAR Dishwasher	7.73	9.23	9.63	1	81,258	1	0.84%	0%	6%	0%	33%	7%	1	Commercial Prescriptive & Custom
352	NWS	Commercial	All	K12 Education	Food Services Equipment	ENERGY STAR Dishwasher	3.05	3.54	3.66	1	81,258	1	0.84%	0%	6%	0%	33%	5%	1	Commercial Prescriptive & Custom
353	NWS	Commercial	All	K12 Education	Food Services Equipment	ENERGY STAR Dishwasher	18.10	20.97	21.72	1	81,258	1	0.84%	0%	6%	0%	33%	5%	1	Commercial Prescriptive & Custom
354	NWS	Commercial	All	K12 Education	Food Services Equipment	ENERGY STAR Dishwasher	0.65	0.80	0.85	0	0	0	0.00%	0%	0%	0%	0%	0%	0	*N/A
355	NWS	Commercial	All	Education with Summer Sessions	Food Services Equipment	ENERGY STAR Dishwasher	22.22	28.01	29.59	1	81,258	1	0.07%	0%	6%	0%	33%	10%	0	Commercial Prescriptive & Custom
356	NWS	Commercial	All	Education with Summer Sessions	Food Services Equipment	ENERGY STAR Dishwasher	>1.0 (Cost = $0)	>1.0 (Cost = $0)	>1.0 (Cost = $0)	0	0	0	0.00%	0%	0%	0%	0%	0%	0	*N/A
357	NWS	Commercial	All	Education with Summer Sessions	Food Services Equipment	ENERGY STAR Dishwasher	>1.0 (Cost = $0)	>1.0 (Cost = $0)	>1.0 (Cost = $0)	0	0	0	0.00%	0%	0%	0%	0%	0%	0	*N/A
358	NWS	Commercial	All	Education with Summer Sessions	Food Services Equipment	ENERGY STAR Dishwasher	15.94	18.48	19.09	1	81,258	1	0.07%	0%	6%	0%	33%	5%	0	Commercial Prescriptive & Custom
359	NWS	Commercial	All	Education with Summer Sessions	Food Services Equipment	ENERGY STAR Dishwasher	11.56	14.57	15.39	1	81,258	1	0.07%	0%	6%	0%	33%	10%	0	Commercial Prescriptive & Custom
360	NWS	Commercial	All	Education with Summer Sessions	Food Services Equipment	ENERGY STAR Dishwasher	9.92	11.93	12.41	1	81,258	1	0.07%	0%	6%	0%	33%	7%	0	Commercial Prescriptive & Custom

*N/A: Measure did not pass measure level screening and therefore was not included in a program.

MEASURE DESCRIPTION							MEASURE SELECTION				Applicability									PROGRAM
Measure ID	Weather Sensitive	Sector	Sub-Sector	Building Type	End Use	Measure Name	Measure TRC calculated for 2014	Measure TRC calculated for 2020	Measure TRC calculated for 2022	Passed Measure Screening? (1=Yes, 0=No)	Total Sub-Sector Units	Measure Units per Sub-Sector Unit	Applicability	Technical Feasibility	Distribution of Measure Permutation by Measure Size	Distribution of Measure Permutation by Efficiency Level	Not Yet Adopted Rate	Annual Replacement Eligibility	Total Applicable Measure Units	Program-Measure Inclusion (if Passed Measure Screening)
361	NWS	Commercial	All	Education with Summer Sessions	Food Services Equipment	ENERGY STAR Dishwasher	3.69	4.28	4.42	1	81,258	1	0.07%	0%	6%	0%	33%	5%	0	Commercial Prescriptive & Custom
362	NWS	Commercial	All	Education with Summer Sessions	Food Services Equipment	ENERGY STAR Dishwasher	23.23	26.93	27.81	1	81,258	1	0.07%	0%	6%	0%	33%	5%	0	Commercial Prescriptive & Custom
363	NWS	Commercial	All	Education with Summer Sessions	Food Services Equipment	ENERGY STAR Dishwasher	0.85	1.07	1.13	1	81,258	1	0.07%	0%	6%	0%	33%	10%	0	Commercial Prescriptive & Custom
364	NWS	Commercial	All	Education with Summer Sessions	Food Services Equipment	ENERGY STAR Dishwasher	22.22	28.01	29.59	1	81,258	1	0.07%	0%	6%	0%	33%	10%	0	Commercial Prescriptive & Custom
365	NWS	Commercial	All	Education with Summer Sessions	Food Services Equipment	ENERGY STAR Dishwasher	>1.0 (Cost = $0)	>1.0 (Cost = $0)	>1.0 (Cost = $0)	0	0	0	0.00%	0%	0%	0%	0%	0%	0	*N/A
366	NWS	Commercial	All	Education with Summer Sessions	Food Services Equipment	ENERGY STAR Dishwasher	>1.0 (Cost = $0)	>1.0 (Cost = $0)	>1.0 (Cost = $0)	0	0	0	0.00%	0%	0%	0%	0%	0%	0	*N/A
367	NWS	Commercial	All	Education with Summer Sessions	Food Services Equipment	ENERGY STAR Dishwasher	15.94	18.48	19.09	1	81,258	1	0.07%	0%	6%	0%	33%	5%	0	Commercial Prescriptive & Custom
368	NWS	Commercial	All	Education with Summer Sessions	Food Services Equipment	ENERGY STAR Dishwasher	10.11	12.65	13.36	1	81,258	1	0.07%	0%	6%	0%	33%	10%	0	Commercial Prescriptive & Custom
369	NWS	Commercial	All	Education with Summer Sessions	Food Services Equipment	ENERGY STAR Dishwasher	7.73	9.23	9.63	1	81,258	1	0.07%	0%	6%	0%	33%	7%	0	Commercial Prescriptive & Custom
370	NWS	Commercial	All	Education with Summer Sessions	Food Services Equipment	ENERGY STAR Dishwasher	3.05	3.54	3.66	1	81,258	1	0.07%	0%	6%	0%	33%	5%	0	Commercial Prescriptive & Custom
371	NWS	Commercial	All	Education with Summer Sessions	Food Services Equipment	ENERGY STAR Dishwasher	18.10	20.97	21.72	1	81,258	1	0.07%	0%	6%	0%	33%	5%	0	Commercial Prescriptive & Custom
372	NWS	Commercial	All	Education with Summer Sessions	Food Services Equipment	ENERGY STAR Dishwasher	0.65	0.80	0.85	0	0	0	0.00%	0%	0%	0%	0%	0%	0	*N/A
373	NWS	Commercial	All	Lodging	Food Services Equipment	ENERGY STAR Dishwasher	22.22	28.01	29.59	1	81,258	1	0.81%	0%	6%	0%	33%	10%	1	Commercial Prescriptive & Custom
374	NWS	Commercial	All	Lodging	Food Services Equipment	ENERGY STAR Dishwasher	>1.0 (Cost = $0)	>1.0 (Cost = $0)	>1.0 (Cost = $0)	0	0	0	0.00%	0%	0%	0%	0%	0%	0	*N/A
375	NWS	Commercial	All	Lodging	Food Services Equipment	ENERGY STAR Dishwasher	>1.0 (Cost = $0)	>1.0 (Cost = $0)	>1.0 (Cost = $0)	0	0	0	0.00%	0%	0%	0%	0%	0%	0	*N/A
376	NWS	Commercial	All	Lodging	Food Services Equipment	ENERGY STAR Dishwasher	15.94	18.48	19.09	1	81,258	1	0.81%	0%	6%	0%	33%	5%	1	Commercial Prescriptive & Custom
377	NWS	Commercial	All	Lodging	Food Services Equipment	ENERGY STAR Dishwasher	11.56	14.57	15.39	1	81,258	1	0.81%	0%	6%	0%	33%	10%	1	Commercial Prescriptive & Custom
378	NWS	Commercial	All	Lodging	Food Services Equipment	ENERGY STAR Dishwasher	9.92	11.93	12.41	1	81,258	1	0.81%	0%	6%	0%	33%	7%	1	Commercial Prescriptive & Custom
379	NWS	Commercial	All	Lodging	Food Services Equipment	ENERGY STAR Dishwasher	3.69	4.28	4.42	1	81,258	1	0.81%	0%	6%	0%	33%	5%	1	Commercial Prescriptive & Custom
380	NWS	Commercial	All	Lodging	Food Services Equipment	ENERGY STAR Dishwasher	23.23	26.93	27.81	1	81,258	1	0.81%	0%	6%	0%	33%	5%	1	Commercial Prescriptive & Custom
381	NWS	Commercial	All	Lodging	Food Services Equipment	ENERGY STAR Dishwasher	0.85	1.07	1.13	1	81,258	1	0.81%	0%	6%	0%	33%	10%	1	Commercial Prescriptive & Custom
382	NWS	Commercial	All	Lodging	Food Services Equipment	ENERGY STAR Dishwasher	22.22	28.01	29.59	1	81,258	1	0.81%	0%	6%	0%	33%	10%	1	Commercial Prescriptive & Custom
383	NWS	Commercial	All	Lodging	Food Services Equipment	ENERGY STAR Dishwasher	>1.0 (Cost = $0)	>1.0 (Cost = $0)	>1.0 (Cost = $0)	0	0	0	0.00%	0%	0%	0%	0%	0%	0	*N/A
384	NWS	Commercial	All	Lodging	Food Services Equipment	ENERGY STAR Dishwasher	>1.0 (Cost = $0)	>1.0 (Cost = $0)	>1.0 (Cost = $0)	0	0	0	0.00%	0%	0%	0%	0%	0%	0	*N/A
385	NWS	Commercial	All	Lodging	Food Services Equipment	ENERGY STAR Dishwasher	15.94	18.48	19.09	1	81,258	1	0.81%	0%	6%	0%	33%	5%	1	Commercial Prescriptive & Custom
386	NWS	Commercial	All	Lodging	Food Services Equipment	ENERGY STAR Dishwasher	10.11	12.65	13.36	1	81,258	1	0.81%	0%	6%	0%	33%	10%	1	Commercial Prescriptive & Custom
387	NWS	Commercial	All	Lodging	Food Services Equipment	ENERGY STAR Dishwasher	7.73	9.23	9.63	1	81,258	1	0.81%	0%	6%	0%	33%	7%	1	Commercial Prescriptive & Custom
388	NWS	Commercial	All	Lodging	Food Services Equipment	ENERGY STAR Dishwasher	3.05	3.54	3.66	1	81,258	1	0.81%	0%	6%	0%	33%	5%	1	Commercial Prescriptive & Custom
389	NWS	Commercial	All	Lodging	Food Services Equipment	ENERGY STAR Dishwasher	18.10	20.97	21.72	1	81,258	1	0.81%	0%	6%	0%	33%	5%	1	Commercial Prescriptive & Custom
390	NWS	Commercial	All	Lodging	Food Services Equipment	ENERGY STAR Dishwasher	0.65	0.80	0.85	0	0	0	0.00%	0%	0%	0%	0%	0%	0	*N/A
391	NWS	Commercial	All	Restaurant	Food Services Equipment	ENERGY STAR Dishwasher	22.22	28.01	29.59	1	81,258	1	2.07%	0%	6%	0%	33%	10%	3	Commercial Prescriptive & Custom
392	NWS	Commercial	All	Restaurant	Food Services Equipment	ENERGY STAR Dishwasher	>1.0 (Cost = $0)	>1.0 (Cost = $0)	>1.0 (Cost = $0)	0	0	0	0.00%	0%	0%	0%	0%	0%	0	*N/A
393	NWS	Commercial	All	Restaurant	Food Services Equipment	ENERGY STAR Dishwasher	>1.0 (Cost = $0)	>1.0 (Cost = $0)	>1.0 (Cost = $0)	0	0	0	0.00%	0%	0%	0%	0%	0%	0	*N/A
394	NWS	Commercial	All	Restaurant	Food Services Equipment	ENERGY STAR Dishwasher	15.94	18.48	19.09	1	81,258	1	2.07%	0%	6%	0%	33%	5%	2	Commercial Prescriptive & Custom
395	NWS	Commercial	All	Restaurant	Food Services Equipment	ENERGY STAR Dishwasher	11.56	14.57	15.39	1	81,258	1	2.07%	0%	6%	0%	33%	10%	3	Commercial Prescriptive & Custom
396	NWS	Commercial	All	Restaurant	Food Services Equipment	ENERGY STAR Dishwasher	9.92	11.93	12.41	1	81,258	1	2.07%	0%	6%	0%	33%	7%	2	Commercial Prescriptive & Custom
397	NWS	Commercial	All	Restaurant	Food Services Equipment	ENERGY STAR Dishwasher	3.69	4.28	4.42	1	81,258	1	2.07%	0%	6%	0%	33%	5%	2	Commercial Prescriptive & Custom
398	NWS	Commercial	All	Restaurant	Food Services Equipment	ENERGY STAR Dishwasher	23.23	26.93	27.81	1	81,258	1	2.07%	0%	6%	0%	33%	5%	2	Commercial Prescriptive & Custom
399	NWS	Commercial	All	Restaurant	Food Services Equipment	ENERGY STAR Dishwasher	0.85	1.07	1.13	1	81,258	1	2.07%	0%	6%	0%	33%	10%	3	Commercial Prescriptive & Custom
400	NWS	Commercial	All	Restaurant	Food Services Equipment	ENERGY STAR Dishwasher	22.22	28.01	29.59	1	81,258	1	2.07%	0%	6%	0%	33%	10%	3	Commercial Prescriptive & Custom
401	NWS	Commercial	All	Restaurant	Food Services Equipment	ENERGY STAR Dishwasher	>1.0 (Cost = $0)	>1.0 (Cost = $0)	>1.0 (Cost = $0)	0	0	0	0.00%	0%	0%	0%	0%	0%	0	*N/A
402	NWS	Commercial	All	Restaurant	Food Services Equipment	ENERGY STAR Dishwasher	>1.0 (Cost = $0)	>1.0 (Cost = $0)	>1.0 (Cost = $0)	0	0	0	0.00%	0%	0%	0%	0%	0%	0	*N/A
403	NWS	Commercial	All	Restaurant	Food Services Equipment	ENERGY STAR Dishwasher	15.94	18.48	19.09	1	81,258	1	2.07%	0%	6%	0%	33%	5%	2	Commercial Prescriptive & Custom
404	NWS	Commercial	All	Restaurant	Food Services Equipment	ENERGY STAR Dishwasher	10.11	12.65	13.36	1	81,258	1	2.07%	0%	6%	0%	33%	10%	3	Commercial Prescriptive & Custom
405	NWS	Commercial	All	Restaurant	Food Services Equipment	ENERGY STAR Dishwasher	7.73	9.23	9.63	1	81,258	1	2.07%	0%	6%	0%	33%	7%	2	Commercial Prescriptive & Custom
406	NWS	Commercial	All	Restaurant	Food Services Equipment	ENERGY STAR Dishwasher	3.05	3.54	3.66	1	81,258	1	2.07%	0%	6%	0%	33%	5%	2	Commercial Prescriptive & Custom
407	NWS	Commercial	All	Restaurant	Food Services Equipment	ENERGY STAR Dishwasher	18.10	20.97	21.72	1	81,258	1	2.07%	0%	6%	0%	33%	5%	2	Commercial Prescriptive & Custom
408	NWS	Commercial	All	Restaurant	Food Services Equipment	ENERGY STAR Dishwasher	0.65	0.80	0.85	0	0	0	0.00%	0%	0%	0%	0%	0%	0	*N/A
409	NWS	Commercial	All	Hospital	Food Services Equipment	ENERGY STAR Fryer	3.08	3.90	4.10	1	81,258	1	0.14%	0%	0%	0%	33%	8%	3	Commercial Prescriptive & Custom
410	NWS	Commercial	All	Hospital	Food Services Equipment	ENERGY STAR Fryer	>1.0 (Cost = $0)	>1.0 (Cost = $0)	>1.0 (Cost = $0)	0	0	0	0.00%	0%	0%	0%	0%	0%	0	*N/A
411	NWS	Commercial	All	K12 Education	Food Services Equipment	ENERGY STAR Fryer	3.08	3.90	4.10	1	81,258	2	0.84%	0%	0%	0%	33%	8%	38	Commercial Prescriptive & Custom
412	NWS	Commercial	All	K12 Education	Food Services Equipment	ENERGY STAR Fryer	>1.0 (Cost = $0)	>1.0 (Cost = $0)	>1.0 (Cost = $0)	0	0	0	0.00%	0%	0%	0%	0%	0%	0	*N/A
413	NWS	Commercial	All	Education with Summer Sessions	Food Services Equipment	ENERGY STAR Fryer	3.08	3.90	4.10	1	81,258	2	0.07%	0%	0%	0%	33%	8%	3	Commercial Prescriptive & Custom
414	NWS	Commercial	All	Education with Summer Sessions	Food Services Equipment	ENERGY STAR Fryer	>1.0 (Cost = $0)	>1.0 (Cost = $0)	>1.0 (Cost = $0)	0	0	0	0.00%	0%	0%	0%	0%	0%	0	*N/A
415	NWS	Commercial	All	Lodging	Food Services Equipment	ENERGY STAR Fryer	3.08	3.90	4.10	1	81,258	2	0.81%	0%	0%	0%	33%	8%	36	Commercial Prescriptive & Custom
416	NWS	Commercial	All	Lodging	Food Services Equipment	ENERGY STAR Fryer	>1.0 (Cost = $0)	>1.0 (Cost = $0)	>1.0 (Cost = $0)	0	0	0	0.00%	0%	0%	0%	0%	0%	0	*N/A
417	NWS	Commercial	All	Restaurant	Food Services Equipment	ENERGY STAR Fryer	3.08	3.90	4.10	1	81,258	2	2.07%	0%	0%	0%	33%	8%	93	Commercial Prescriptive & Custom
418	NWS	Commercial	All	Restaurant	Food Services Equipment	ENERGY STAR Fryer	>1.0 (Cost = $0)	>1.0 (Cost = $0)	>1.0 (Cost = $0)	0	0	0	0.00%	0%	0%	0%	0%	0%	0	*N/A
419	NWS	Commercial	All	Hospital	Food Services Equipment	ENERGY STAR Griddle	>1.0 (Cost = $0)	>1.0 (Cost = $0)	>1.0 (Cost = $0)	0	0	0	0.00%	0%	0%	0%	0%	0%	0	*N/A
420	NWS	Commercial	All	K12 Education	Food Services Equipment	ENERGY STAR Griddle	>1.0 (Cost = $0)	>1.0 (Cost = $0)	>1.0 (Cost = $0)	0	0	0	0.00%	0%	0%	0%	0%	0%	0	*N/A

*N/A: Measure did not pass measure level screening and therefore was not included in a program.

MEASURE DESCRIPTION							MEASURE SELECTION				Applicability									PROGRAM
Measure ID	Weather Sensitive	Sector	Sub-Sector	Building Type	End Use	Measure Name	Measure TRC calculated for 2014	Measure TRC calculated for 2020	Measure TRC calculated for 2022	Passed Measure Screening? (1=Yes, 0=No)	Total Sub-Sector Units	Measure Units per Sub-Sector Unit	Applicability	Technical Feasibility	Distribution of Measure Permutation by Measure Size	Distribution of Measure Permutation by Efficiency Level	Not Yet Adopted Rate	Annual Replacement Eligibility	Total Applicable Measure Units	Program-Measure Inclusion (if Passed Measure Screening)
421	NWS	Commercial	All	Education with Summer Sessions	Food Services Equipment	ENERGY STAR Griddle	>1.0 (Cost = $0)	>1.0 (Cost = $0)	>1.0 (Cost = $0)	0	0	0	0.00%	0%	0%	0%	0%	0%	0	*N/A
422	NWS	Commercial	All	Lodging	Food Services Equipment	ENERGY STAR Griddle	>1.0 (Cost = $0)	>1.0 (Cost = $0)	>1.0 (Cost = $0)	0	0	0	0.00%	0%	0%	0%	0%	0%	0	*N/A
423	NWS	Commercial	All	Restaurant	Food Services Equipment	ENERGY STAR Griddle	>1.0 (Cost = $0)	>1.0 (Cost = $0)	>1.0 (Cost = $0)	0	0	0	0.00%	0%	0%	0%	0%	0%	0	*N/A
424	NWS	Commercial	All	Hospital	Food Services Equipment	ENERGY STAR Hot Food Holding Cabinets	>1.0 (Cost = $0)	>1.0 (Cost = $0)	>1.0 (Cost = $0)	0	0	0	0.00%	0%	0%	0%	0%	0%	0	*N/A
425	NWS	Commercial	All	K12 Education	Food Services Equipment	ENERGY STAR Hot Food Holding Cabinets	>1.0 (Cost = $0)	>1.0 (Cost = $0)	>1.0 (Cost = $0)	0	0	0	0.00%	0%	0%	0%	0%	0%	0	*N/A
426	NWS	Commercial	All	Education with Summer Sessions	Food Services Equipment	ENERGY STAR Hot Food Holding Cabinets	>1.0 (Cost = $0)	>1.0 (Cost = $0)	>1.0 (Cost = $0)	0	0	0	0.00%	0%	0%	0%	0%	0%	0	*N/A
427	NWS	Commercial	All	Lodging	Food Services Equipment	ENERGY STAR Hot Food Holding Cabinets	>1.0 (Cost = $0)	>1.0 (Cost = $0)	>1.0 (Cost = $0)	0	0	0	0.00%	0%	0%	0%	0%	0%	0	*N/A
428	NWS	Commercial	All	Restaurant	Food Services Equipment	ENERGY STAR Hot Food Holding Cabinets	>1.0 (Cost = $0)	>1.0 (Cost = $0)	>1.0 (Cost = $0)	0	0	0	0.00%	0%	0%	0%	0%	0%	0	*N/A
429	NWS	Commercial	All	Hospital	Food Services Equipment	ENERGY STAR Electric Convection Ovens	>1.0 (Cost = $0)	>1.0 (Cost = $0)	>1.0 (Cost = $0)	0	0	0	0.00%	0%	0%	0%	0%	0%	0	*N/A
430	NWS	Commercial	All	Hospital	Food Services Equipment	ENERGY STAR Electric Convection Ovens	>1.0 (Cost = $0)	>1.0 (Cost = $0)	>1.0 (Cost = $0)	0	0	0	0.00%	0%	0%	0%	0%	0%	0	*N/A
431	NWS	Commercial	All	K12 Education	Food Services Equipment	ENERGY STAR Electric Convection Ovens	>1.0 (Cost = $0)	>1.0 (Cost = $0)	>1.0 (Cost = $0)	0	0	0	0.00%	0%	0%	0%	0%	0%	0	*N/A
432	NWS	Commercial	All	K12 Education	Food Services Equipment	ENERGY STAR Electric Convection Ovens	>1.0 (Cost = $0)	>1.0 (Cost = $0)	>1.0 (Cost = $0)	0	0	0	0.00%	0%	0%	0%	0%	0%	0	*N/A
433	NWS	Commercial	All	Education with Summer Sessions	Food Services Equipment	ENERGY STAR Electric Convection Ovens	>1.0 (Cost = $0)	>1.0 (Cost = $0)	>1.0 (Cost = $0)	0	0	0	0.00%	0%	0%	0%	0%	0%	0	*N/A
434	NWS	Commercial	All	Education with Summer Sessions	Food Services Equipment	ENERGY STAR Electric Convection Ovens	>1.0 (Cost = $0)	>1.0 (Cost = $0)	>1.0 (Cost = $0)	0	0	0	0.00%	0%	0%	0%	0%	0%	0	*N/A
435	NWS	Commercial	All	Lodging	Food Services Equipment	ENERGY STAR Electric Convection Ovens	>1.0 (Cost = $0)	>1.0 (Cost = $0)	>1.0 (Cost = $0)	0	0	0	0.00%	0%	0%	0%	0%	0%	0	*N/A
436	NWS	Commercial	All	Lodging	Food Services Equipment	ENERGY STAR Electric Convection Ovens	>1.0 (Cost = $0)	>1.0 (Cost = $0)	>1.0 (Cost = $0)	0	0	0	0.00%	0%	0%	0%	0%	0%	0	*N/A
437	NWS	Commercial	All	Restaurant	Food Services Equipment	ENERGY STAR Electric Convection Ovens	>1.0 (Cost = $0)	>1.0 (Cost = $0)	>1.0 (Cost = $0)	0	0	0	0.00%	0%	0%	0%	0%	0%	0	*N/A
438	NWS	Commercial	All	Restaurant	Food Services Equipment	ENERGY STAR Electric Convection Ovens	>1.0 (Cost = $0)	>1.0 (Cost = $0)	>1.0 (Cost = $0)	0	0	0	0.00%	0%	0%	0%	0%	0%	0	*N/A
439	NWS	Commercial	All	K12 Education	Food Services Equipment	ENERGY STAR Steam Cooker	1.55	1.98	2.08	1	81,258	1	0.84%	9%	0%	0%	0%	8%	5	Commercial Prescriptive & Custom
440	NWS	Commercial	All	Education with Summer Sessions	Food Services Equipment	ENERGY STAR Steam Cooker	1.55	1.98	2.08	1	81,258	1	0.07%	9%	0%	0%	0%	8%	0	Commercial Prescriptive & Custom
441	NWS	Commercial	All	Lodging	Food Services Equipment	ENERGY STAR Steam Cooker	1.55	1.98	2.08	1	81,258	1	0.81%	9%	0%	0%	0%	8%	5	Commercial Prescriptive & Custom
442	NWS	Commercial	All	Restaurant	Food Services Equipment	ENERGY STAR Steam Cooker	1.55	1.98	2.08	1	81,258	1	2.07%	9%	0%	0%	0%	8%	12	Commercial Prescriptive & Custom
443	NWS	Commercial	All	Hospital	Food Services Equipment	EPA WaterSense Pre-Rinse Spray Valve	>1.0 (Cost = $0)	>1.0 (Cost = $0)	>1.0 (Cost = $0)	0	0	0	0.00%	0%	0%	0%	0%	0%	0	*N/A
444	NWS	Commercial	All	Education with Summer Sessions	Food Services Equipment	EPA WaterSense Pre-Rinse Spray Valve	>1.0 (Cost = $0)	>1.0 (Cost = $0)	>1.0 (Cost = $0)	0	0	0	0.00%	0%	0%	0%	0%	0%	0	*N/A
445	NWS	Commercial	All	Lodging	Food Services Equipment	EPA WaterSense Pre-Rinse Spray Valve	>1.0 (Cost = $0)	>1.0 (Cost = $0)	>1.0 (Cost = $0)	0	0	0	0.00%	0%	0%	0%	0%	0%	0	*N/A
446	NWS	Commercial	All	Restaurant	Food Services Equipment	EPA WaterSense Pre-Rinse Spray Valve	>1.0 (Cost = $0)	>1.0 (Cost = $0)	>1.0 (Cost = $0)	0	0	0	0.00%	0%	0%	0%	0%	0%	0	*N/A
447	NWS	Commercial	All	Hospital	Service Hot Water	Electric Storage Water Heater	0.68	0.80	0.83	0	0	0	0.00%	0%	0%	0%	0%	0%	0	*N/A
448	NWS	Commercial	All	Hospital	Service Hot Water	Electric Storage Water Heater	1.33	1.56	1.62	0	0	0	0.00%	0%	0%	0%	0%	0%	0	*N/A
449	NWS	Commercial	All	K12 Education	Service Hot Water	Electric Storage Water Heater	0.02	0.02	0.02	0	0	0	0.00%	0%	0%	0%	0%	0%	0	*N/A
450	NWS	Commercial	All	K12 Education	Service Hot Water	Electric Storage Water Heater	0.03	0.04	0.04	0	0	0	0.00%	0%	0%	0%	0%	0%	0	*N/A
451	NWS	Commercial	All	K12 Education	Service Hot Water	Electric Storage Water Heater	0.02	0.03	0.03	0	0	0	0.00%	0%	0%	0%	0%	0%	0	*N/A
452	NWS	Commercial	All	Education with Summer Sessions	Service Hot Water	Electric Storage Water Heater	0.02	0.02	0.02	0	0	0	0.00%	0%	0%	0%	0%	0%	0	*N/A
453	NWS	Commercial	All	Education with Summer Sessions	Service Hot Water	Electric Storage Water Heater	0.04	0.05	0.05	0	0	0	0.00%	0%	0%	0%	0%	0%	0	*N/A
454	NWS	Commercial	All	Education with Summer Sessions	Service Hot Water	Electric Storage Water Heater	0.03	0.03	0.03	0	0	0	0.00%	0%	0%	0%	0%	0%	0	*N/A
455	NWS	Commercial	All	Lodging	Service Hot Water	Electric Storage Water Heater	0.13	0.15	0.15	0	0	0	0.00%	0%	0%	0%	0%	0%	0	*N/A
456	NWS	Commercial	All	Lodging	Service Hot Water	Electric Storage Water Heater	0.24	0.28	0.29	0	0	0	0.00%	0%	0%	0%	0%	0%	0	*N/A
457	NWS	Commercial	All	Lodging	Service Hot Water	Electric Storage Water Heater	0.18	0.21	0.21	0	0	0	0.00%	0%	0%	0%	0%	0%	0	*N/A
458	NWS	Commercial	All	Restaurant	Service Hot Water	Electric Storage Water Heater	1.43	1.72	1.78	1	81,258	1	2.07%	0%	33%	0%	0%	7%	37	Commercial Prescriptive & Custom
459	NWS	Commercial	All	Restaurant	Service Hot Water	Electric Storage Water Heater	2.79	3.34	3.47	1	81,258	1	2.07%	0%	33%	0%	0%	7%	37	Commercial Prescriptive & Custom
460	NWS	Commercial	All	Restaurant	Service Hot Water	Electric Storage Water Heater	2.03	2.43	2.52	1	81,258	1	2.07%	0%	33%	0%	0%	7%	37	Commercial Prescriptive & Custom
461	NWS	Commercial	All	Hospital	Service Hot Water	Heat Pump Storage Water Heater	7.53	8.85	9.18	0	0	0	0.00%	0%	0%	0%	0%	0%	0	*N/A
462	NWS	Commercial	All	K12 Education	Service Hot Water	Heat Pump Storage Water Heater	0.17	0.21	0.22	0	0	0	0.00%	0%	0%	0%	0%	0%	0	*N/A
463	NWS	Commercial	All	Education with Summer Sessions	Service Hot Water	Heat Pump Storage Water Heater	0.21	0.26	0.27	0	0	0	0.00%	0%	0%	0%	0%	0%	0	*N/A
464	NWS	Commercial	All	Lodging	Service Hot Water	Heat Pump Storage Water Heater	1.39	1.60	1.66	0	0	0	0.00%	0%	0%	0%	0%	0%	0	*N/A
465	NWS	Commercial	All	Restaurant	Service Hot Water	Heat Pump Storage Water Heater	15.81	18.93	19.67	0	0	0	0.00%	0%	0%	0%	0%	0%	0	*N/A
466	NWS	Commercial	All	Hospital	Service Hot Water	Low Flow Faucet Aerators - Electric DHW fuel	3.74	4.55	4.78	0	0	0	0.00%	0%	0%	0%	0%	0%	0	*N/A
467	NWS	Commercial	All	K12 Education	Service Hot Water	Low Flow Faucet Aerators - Electric DHW fuel	24.26	33.05	35.26	0	0	0	0.00%	0%	0%	0%	0%	0%	0	*N/A
468	NWS	Commercial	All	Education with Summer Sessions	Service Hot Water	Low Flow Faucet Aerators - Electric DHW fuel	30.47	40.02	42.51	0	0	0	0.00%	0%	0%	0%	0%	0%	0	*N/A
469	NWS	Commercial	All	Lodging	Service Hot Water	Low Flow Faucet Aerators - Electric DHW fuel	3.63	4.30	4.51	0	0	0	0.00%	0%	0%	0%	0%	0%	0	*N/A
470	NWS	Commercial	All	Restaurant	Service Hot Water	Low Flow Faucet Aerators - Electric DHW fuel	38.89	48.69	51.39	1	81,258	2	2.07%	0%	0%	0%	68%	100%	2,288	Commercial Prescriptive & Custom
471	NWS	Commercial	Small Commercial	All	Lighting	Small Business Program Audit & Direct Install	5.53	6.96	7.89	0	0	0	0.00%	0%	0%	0%	0%	0%	0	*N/A
472	NWS	Commercial	Small Commercial	All	Lighting	Small Business Program Audit & Direct Install	6.14	7.96	8.33	1	59,209	0	100.00%	0%	0%	0%	0%	100%	59,209	Small Business Solutions
473	NWS	Commercial	Small Commercial	All	Service Hot Water	Small Business Program Audit & Direct Install	12.76	18.03	19.37	0	0	0	0.00%	0%	0%	0%	0%	0%	0	*N/A
474	NWS	Commercial	Small Commercial	All	Lighting	Small Business Program Lighting Upgrade Package	1.07	1.30	1.35	1	59,209	0	100.00%	0%	0%	0%	0%	100%	59,209	Small Business Solutions
475	NWS	Commercial	Small Commercial	All	Refrigeration	Small Business Program Refrigeration Upgrade Package	3.63	4.24	4.39	1	59,209	0	100.00%	0%	0%	0%	0%	100%	59,209	Small Business Solutions
476	NWS	Commercial	All	Data Center	HVAC	Air Flow Management	6.11	7.49	7.85	1	81,258	0	0.02%	0%	25%	0%	0%	100%	5	Data Center
477	NWS	Commercial	All	Data Center	HVAC	Air Flow Management	4.44	5.45	5.71	1	81,258	0	0.02%	0%	25%	0%	0%	100%	5	Data Center
478	NWS	Commercial	All	Data Center	HVAC	Air Flow Management	1.62	1.98	2.08	1	81,258	0	0.02%	0%	25%	0%	0%	100%	5	Data Center
479	NWS	Commercial	All	Data Center	HVAC	Air Flow Management	1.61	1.98	2.07	1	81,258	0	0.02%	0%	25%	0%	0%	100%	5	Data Center
480	NWS	Commercial	All	Data Center	Miscellaneous	Load Distribution	1.61	1.97	2.06	1	81,258	0	0.02%	0%	25%	0%	0%	100%	5	Data Center

*N/A: Measure did not pass measure level screening and therefore was not included in a program.

MEASURE DESCRIPTION							MEASURE SELECTION				Applicability									PROGRAM
Measure ID	Weather Sensitive	Sector	Sub-Sector	Building Type	End Use	Measure Name	Measure TRC calculated for 2014	Measure TRC calculated for 2020	Measure TRC calculated for 2022	Passed Measure Screening? (1=Yes, 0=No)	Total Sub-Sector Units	Measure Units per Sub-Sector Unit	Applicability	Technical Feasibility	Distribution of Measure Permutation by Measure Size	Distribution of Measure Permutation by Efficiency Level	Not Yet Adopted Rate	Annual Replacement Eligibility	Total Applicable Measure Units	Program-Measure Inclusion (if Passed Measure Screening)
481	NWS	Commercial	All	Data Center	Miscellaneous	Load Distribution	1.59	1.95	2.05	1	81,258	0	0.02%	0%	25%	0%	0%	100%	5	Data Center
482	NWS	Commercial	All	Data Center	Miscellaneous	Load Distribution	1.60	1.96	2.06	1	81,258	0	0.02%	0%	25%	0%	0%	100%	5	Data Center
483	NWS	Commercial	All	Data Center	Miscellaneous	Load Distribution	1.60	1.96	2.05	1	81,258	0	0.02%	0%	25%	0%	0%	100%	5	Data Center
484	NWS	Commercial	All	Data Center	HVAC	Waterside Economizer	0.39	0.44	0.46	0	0	0	0.00%	0%	0%	0%	0%	0%	0	*N/A
485	NWS	Commercial	All	Data Center	HVAC	Waterside Economizer	0.39	0.44	0.46	0	0	0	0.00%	0%	0%	0%	0%	0%	0	*N/A
486	NWS	Commercial	All	Data Center	HVAC	Air Flow Management	10.85	13.31	13.94	1	265	0	0.02%	0%	25%	0%	0%	100%	0	Data Center
487	NWS	Commercial	All	Data Center	HVAC	Air Flow Management	15.48	18.99	19.88	1	265	0	0.02%	0%	25%	0%	0%	100%	0	Data Center
488	NWS	Commercial	All	Data Center	HVAC	Air Flow Management	4.72	5.78	6.06	1	265	0	0.02%	0%	25%	0%	0%	100%	0	Data Center
489	NWS	Commercial	All	Data Center	HVAC	Air Flow Management	4.71	5.77	6.05	1	265	0	0.02%	0%	25%	0%	0%	100%	0	Data Center
490	NWS	Commercial	All	Data Center	Miscellaneous	Load Distribution	5.36	6.58	6.88	1	265	0	0.02%	0%	25%	0%	0%	100%	0	Data Center
491	NWS	Commercial	All	Data Center	Miscellaneous	Load Distribution	5.32	6.52	6.82	1	265	0	0.02%	0%	25%	0%	0%	100%	0	Data Center
492	NWS	Commercial	All	Data Center	Miscellaneous	Load Distribution	5.33	6.54	6.84	1	265	0	0.02%	0%	25%	0%	0%	100%	0	Data Center
493	NWS	Commercial	All	Data Center	Miscellaneous	Load Distribution	5.32	6.53	6.83	1	265	0	0.02%	0%	25%	0%	0%	100%	0	Data Center
494	NWS	Commercial	All	Data Center	HVAC	Waterside Economizer	0.98	1.11	1.15	1	265	0	0.02%	0%	50%	0%	0%	100%	0	Data Center
495	NWS	Commercial	All	Data Center	HVAC	Waterside Economizer	0.98	1.11	1.14	1	265	0	0.02%	0%	50%	0%	0%	100%	0	Data Center
496	WS	Commercial	Large Commercial	All	Misc	Commercial New Construction	2.24	2.66	2.77	1	72	1	100.00%	0%	0%	0%	0%	100%	72	Commercial New Construction
497	WS	Commercial	Large Commercial	All	Misc	Commercial New Construction	1.98	2.35	2.44	1	72	1	100.00%	0%	0%	0%	0%	100%	72	Commercial New Construction
498	WS	Commercial	Small Commercial	All	Misc	Commercial New Construction	2.27	2.66	2.76	1	193	1	100.00%	0%	0%	0%	0%	100%	193	Commercial New Construction
499	WS	Commercial	Small Commercial	All	Misc	Commercial New Construction	2.01	2.36	2.44	1	193	1	100.00%	0%	0%	0%	0%	100%	193	Commercial New Construction
500	WS	Commercial	Large Commercial	All	Misc	Retrocommissioning	2.72	3.13	3.24	1	22,165	1	100.00%	7%	0%	0%	0%	100%	1,443	RetroCommissioning
501	WS	Commercial	Large Commercial	All	Misc	Retrocommissioning	4.69	5.38	5.58	1	22,165	1	100.00%	24%	0%	0%	0%	100%	5,388	RetroCommissioning
502	NWS	Commercial	All	All	Misc	Enabled Dynamic Pricing (Non-Res)	2.78	6.01	6.70	1	81,258	1	100.00%	0%	0%	0%	0%	100%	81,258	Non-Residential Dynamic Pricing
503	NWS	Commercial	All	All	Misc	Non-Enabled Dynamic Pricing (Non-Res)	904.54	1,953.74	2,178.39	1	81,258	1	100.00%	0%	0%	0%	0%	100%	81,258	Non-Residential Dynamic Pricing

*N/A: Measure did not pass measure level screening and therefore was not included in a program.

MEASURE DESCRIPTION							Measure Documentation				
Measure ID	Weather Sensitive	Sector	Sub-Sector	Building Type	End Use	Measure Name	Measure Cost Source	Measure Savings Source	Measure Lifetime Source	Measure Unit per SubSector Unit Source	Applicability
1	WS	Commercia	Small Commercia	All	HVAC	Unitary and Split System AC/HP Equipmen	Mid-Atlantic TRM v3.0	ICF	AR TRM v3.0	AHRI	CBI
2	WS	Commercia	Small Commercia	All	HVAC	Unitary and Split System AC/HP Equipmen	Mid-Atlantic TRM v3.0	ICF	AR TRM v3.0	AHRI	CBI
3	WS	Commercia	Small Commercia	All	HVAC	Unitary and Split System AC/HP Equipmen	ICF	ICF	AR TRM v3.0	AHRI	CBI
4	WS	Commercia	Small Commercia	All	HVAC	Unitary and Split System AC/HP Equipmen	ICF	ICF	AR TRM v3.0	AHRI	CBI
5	WS	Commercia	Small Commercia	All	HVAC	Unitary and Split System AC/HP Equipmen	Mid-Atlantic TRM v3.0	ICF	AR TRM v3.0	AHRI	CBI
6	WS	Commercia	Small Commercia	All	HVAC	Unitary and Split System AC/HP Equipmen	Mid-Atlantic TRM v3.0	ICF	AR TRM v3.0	AHRI	CBI
7	WS	Commercia	Small Commercia	All	HVAC	Unitary and Split System AC/HP Equipmen	Mid-Atlantic TRM v3.0	ICF	AR TRM v3.0	ICF	CBI
8	WS	Commercia	Small Commercia	All	HVAC	Unitary and Split System AC/HP Equipmen	Mid-Atlantic TRM v3.0	ICF	AR TRM v3.0	ICF	CBI
9	WS	Commercia	Small Commercia	All	HVAC	Unitary and Split System AC/HP Equipmen	ICF	ICF	AR TRM v3.0	ICF	CBI
10	WS	Commercia	Small Commercia	All	HVAC	Unitary and Split System AC/HP Equipmen	ICF	ICF	AR TRM v3.0	ICF	CBI
11	WS	Commercia	Small Commercia	All	HVAC	Unitary and Split System AC/HP Equipmen	ICF	ICF	AR TRM v3.0	ICF	CBI
12	WS	Commercia	Small Commercia	All	HVAC	Unitary and Split System AC/HP Equipmen	ICF	ICF	AR TRM v3.0	ICF	CBI
13	WS	Commercia	Large Commercia	K12 Education	HVAC	Unitary and Split System AC/HP Equipmen	Mid-Atlantic TRM v3.0	ICF	AR TRM v3.0	ICF	CBI
14	WS	Commercia	Large Commercia	Education with Summer Sessions	HVAC	Unitary and Split System AC/HP Equipmen	Mid-Atlantic TRM v3.0	ICF	AR TRM v3.0	ICF	CBI
15	WS	Commercia	Large Commercia	Lodging	HVAC	Unitary and Split System AC/HP Equipmen	Mid-Atlantic TRM v3.0	ICF	AR TRM v3.0	ICF	CBI
16	WS	Commercia	Large Commercia	General Large Commercia	HVAC	Unitary and Split System AC/HP Equipmen	Mid-Atlantic TRM v3.0	ICF	AR TRM v3.0	ICF	CBI
17	WS	Commercia	Large Commercia	K12 Education	HVAC	Unitary and Split System AC/HP Equipmen	ICF	ICF	AR TRM v3.0	ICF	CBI
18	WS	Commercia	Large Commercia	Education with Summer Sessions	HVAC	Unitary and Split System AC/HP Equipmen	ICF	ICF	AR TRM v3.0	ICF	CBI
19	WS	Commercia	Large Commercia	Lodging	HVAC	Unitary and Split System AC/HP Equipmen	ICF	ICF	AR TRM v3.0	ICF	CBI
20	WS	Commercia	Large Commercia	General Large Commercia	HVAC	Unitary and Split System AC/HP Equipmen	ICF	ICF	AR TRM v3.0	ICF	CBI
21	WS	Commercia	Large Commercia	K12 Education	HVAC	Unitary and Split System AC/HP Equipmen	Mid-Atlantic TRM v3.0	ICF	AR TRM v3.0	ICF	CBI
22	WS	Commercia	Large Commercia	Education with Summer Sessions	HVAC	Unitary and Split System AC/HP Equipmen	Mid-Atlantic TRM v3.0	ICF	AR TRM v3.0	ICF	CBI
23	WS	Commercia	Large Commercia	Lodging	HVAC	Unitary and Split System AC/HP Equipmen	Mid-Atlantic TRM v3.0	ICF	AR TRM v3.0	ICF	CBI
24	WS	Commercia	Large Commercia	General Large Commercia	HVAC	Unitary and Split System AC/HP Equipmen	Mid-Atlantic TRM v3.0	ICF	AR TRM v3.0	ICF	CBI
25	WS	Commercia	Small Commercia	All	HVAC	Unitary and Split System AC/HP Equipmen	Mid-Atlantic TRM v3.0	ICF	AR TRM v3.0	ICF	CBI
26	WS	Commercia	Small Commercia	All	HVAC	Unitary and Split System AC/HP Equipmen	Mid-Atlantic TRM v3.0	ICF	AR TRM v3.0	ICF	CBI
27	WS	Commercia	Small Commercia	All	HVAC	Unitary and Split System AC/HP Equipmen	Mid-Atlantic TRM v3.0	ICF	AR TRM v3.0	ICF	CBI
28	WS	Commercia	Small Commercia	All	HVAC	Unitary and Split System AC/HP Equipmen	Mid-Atlantic TRM v3.0	ICF	AR TRM v3.0	ICF	CBI
29	WS	Commercia	Small Commercia	All	HVAC	Unitary and Split System AC/HP Equipmen	Mid-Atlantic TRM v3.0	ICF	AR TRM v3.0	ICF	CBI
30	WS	Commercia	Small Commercia	All	HVAC	Unitary and Split System AC/HP Equipmen	Mid-Atlantic TRM v3.0	ICF	AR TRM v3.0	ICF	CBI
31	WS	Commercia	Large Commercia	K12 Education	HVAC	Unitary and Split System AC/HP Equipmen	Mid-Atlantic TRM v3.0	ICF	AR TRM v3.0	ICF	CBI
32	WS	Commercia	Large Commercia	Education with Summer Sessions	HVAC	Unitary and Split System AC/HP Equipmen	Mid-Atlantic TRM v3.0	ICF	AR TRM v3.0	ICF	CBI
33	WS	Commercia	Large Commercia	Lodging	HVAC	Unitary and Split System AC/HP Equipmen	Mid-Atlantic TRM v3.0	ICF	AR TRM v3.0	ICF	CBI
34	WS	Commercia	Large Commercia	General Large Commercia	HVAC	Unitary and Split System AC/HP Equipmen	Mid-Atlantic TRM v3.0	ICF	AR TRM v3.0	ICF	CBI
35	WS	Commercia	Large Commercia	K12 Education	HVAC	Unitary and Split System AC/HP Equipmen	Mid-Atlantic TRM v3.0	ICF	AR TRM v3.0	ICF	CBI
36	WS	Commercia	Large Commercia	Education with Summer Sessions	HVAC	Unitary and Split System AC/HP Equipmen	Mid-Atlantic TRM v3.0	ICF	AR TRM v3.0	ICF	CBI
37	WS	Commercia	Large Commercia	Lodging	HVAC	Unitary and Split System AC/HP Equipmen	Mid-Atlantic TRM v3.0	ICF	AR TRM v3.0	ICF	CBI
38	WS	Commercia	Large Commercia	General Large Commercia	HVAC	Unitary and Split System AC/HP Equipmen	Mid-Atlantic TRM v3.0	ICF	AR TRM v3.0	ICF	CBI
39	WS	Commercia	Small Commercia	Lodging	HVAC	PTAC	IL TRM	ICF	AR TRM v3.0	ICF	ICF
40	NWS	Commercia	Small Commercia	Lodging	HVAC	Occupancy-Based PTAC/PTHP Controls	IL TRM	OK TRM	OK TRM	ICF	ICF
41	WS	Commercia	Large Commercia	K12 Education	HVAC	Air or Water Cooled Chilling Equipment (Chillers	ICF	ICF	AR TRM v3.0	ICF	ICF
42	WS	Commercia	Large Commercia	Education with Summer Sessions	HVAC	Air or Water Cooled Chilling Equipment (Chillers	ICF	ICF	AR TRM v3.0	ICF	ICF
43	WS	Commercia	Large Commercia	Lodging	HVAC	Air or Water Cooled Chilling Equipment (Chillers	ICF	ICF	AR TRM v3.0	ICF	ICF
44	WS	Commercia	Large Commercia	General Large Commercia	HVAC	Air or Water Cooled Chilling Equipment (Chillers	ICF	ICF	AR TRM v3.0	ICF	ICF
45	WS	Commercia	Large Commercia	K12 Education	HVAC	Air or Water Cooled Chilling Equipment (Chillers	ICF	ICF	AR TRM v3.0	ICF	ICF
46	WS	Commercia	Large Commercia	Education with Summer Sessions	HVAC	Air or Water Cooled Chilling Equipment (Chillers	ICF	ICF	AR TRM v3.0	ICF	ICF
47	WS	Commercia	Large Commercia	Lodging	HVAC	Air or Water Cooled Chilling Equipment (Chillers	ICF	ICF	AR TRM v3.0	ICF	ICF
48	WS	Commercia	Large Commercia	General Large Commercia	HVAC	Air or Water Cooled Chilling Equipment (Chillers	ICF	ICF	AR TRM v3.0	ICF	ICF
49	WS	Commercia	Large Commercia	Hospital	HVAC	Air or Water Cooled Chilling Equipment (Chillers	ICF	ICF	AR TRM v3.0	ICF	ICF
50	WS	Commercia	Large Commercia	K12 Education	HVAC	Air or Water Cooled Chilling Equipment (Chillers	ICF	ICF	AR TRM v3.0	ICF	ICF
51	WS	Commercia	Large Commercia	Education with Summer Sessions	HVAC	Air or Water Cooled Chilling Equipment (Chillers	ICF	ICF	AR TRM v3.0	ICF	ICF
52	WS	Commercia	Large Commercia	Lodging	HVAC	Air or Water Cooled Chilling Equipment (Chillers	ICF	ICF	AR TRM v3.0	ICF	ICF
53	WS	Commercia	Large Commercia	General Large Commercia	HVAC	Air or Water Cooled Chilling Equipment (Chillers	ICF	ICF	AR TRM v3.0	ICF	ICF
54	WS	Commercia	Large Commercia	Hospital	HVAC	Air or Water Cooled Chilling Equipment (Chillers	ICF	ICF	AR TRM v3.0	ICF	ICF
55	WS	Commercia	Large Commercia	K12 Education	HVAC	Air or Water Cooled Chilling Equipment (Chillers	ICF	ICF	AR TRM v3.0	ICF	ICF
56	WS	Commercia	Large Commercia	Education with Summer Sessions	HVAC	Air or Water Cooled Chilling Equipment (Chillers	ICF	ICF	AR TRM v3.0	ICF	ICF
57	WS	Commercia	Large Commercia	Lodging	HVAC	Air or Water Cooled Chilling Equipment (Chillers	ICF	ICF	AR TRM v3.0	ICF	ICF
58	WS	Commercia	Large Commercia	General Large Commercia	HVAC	Air or Water Cooled Chilling Equipment (Chillers	ICF	ICF	AR TRM v3.0	ICF	ICF
59	WS	Commercia	Large Commercia	Hospital	HVAC	Air or Water Cooled Chilling Equipment (Chillers	ICF	ICF	AR TRM v3.0	ICF	ICF
60	WS	Commercia	Large Commercia	Education with Summer Sessions	HVAC	Air or Water Cooled Chilling Equipment (Chillers	ICF	ICF	AR TRM v3.0	ICF	ICF

*N/A: Measure did not pass measure level screening and therefore was not included in a program.

MEASURE DESCRIPTION							Measure Documentation				
Measure ID	Weather Sensitive	Sector	Sub-Sector	Building Type	End Use	Measure Name	Measure Cost Source	Measure Savings Source	Measure Lifetime Source	Measure Unit per SubSector Unit Source	Applicability
61	WS	Commercial	Large Commercia	Lodging	HVAC	Air or Water Cooled Chilling Equipment (Chillers	ICF	ICF	AR TRM v3.0	ICF	ICF
62	WS	Commercial	Large Commercia	General Large Commercia	HVAC	Air or Water Cooled Chilling Equipment (Chillers	ICF	ICF	AR TRM v3.0	ICF	ICF
63	WS	Commercial	Large Commercia	Hospital	HVAC	Air or Water Cooled Chilling Equipment (Chillers	ICF	ICF	AR TRM v3.0	ICF	ICF
64	WS	Commercial	Large Commercia	Education with Summer Sessions	HVAC	Air or Water Cooled Chilling Equipment (Chillers	ICF	ICF	AR TRM v3.0	ICF	ICF
65	WS	Commercial	Large Commercia	Lodging	HVAC	Air or Water Cooled Chilling Equipment (Chillers	ICF	ICF	AR TRM v3.0	ICF	ICF
66	WS	Commercial	Large Commercia	General Large Commercia	HVAC	Air or Water Cooled Chilling Equipment (Chillers	ICF	ICF	AR TRM v3.0	ICF	ICF
67	NWS	Commercial	Large Commercia	Hospital	HVAC	Variable Speed Drives for HVAC	MidAtlantic TRM	MidAtlantic TRM	MidAtlantic TRM	ICF	ICF
68	NWS	Commercial	Large Commercia	Hospital	HVAC	Variable Speed Drives for HVAC	MidAtlantic TRM	MidAtlantic TRM	MidAtlantic TRM	ICF	ICF
69	NWS	Commercial	Large Commercia	Hospital	HVAC	Variable Speed Drives for HVAC	MidAtlantic TRM	MidAtlantic TRM	MidAtlantic TRM	ICF	ICF
70	NWS	Commercial	Large Commercia	Hospital	HVAC	Variable Speed Drives for HVAC	MidAtlantic TRM	MidAtlantic TRM	MidAtlantic TRM	ICF	ICF
71	NWS	Commercial	Large Commercia	K12 Education	HVAC	Variable Speed Drives for HVAC	MidAtlantic TRM	MidAtlantic TRM	MidAtlantic TRM	ICF	ICF
72	NWS	Commercial	Large Commercia	K12 Education	HVAC	Variable Speed Drives for HVAC	MidAtlantic TRM	MidAtlantic TRM	MidAtlantic TRM	ICF	ICF
73	NWS	Commercial	Large Commercia	K12 Education	HVAC	Variable Speed Drives for HVAC	MidAtlantic TRM	MidAtlantic TRM	MidAtlantic TRM	ICF	ICF
74	NWS	Commercial	Large Commercia	K12 Education	HVAC	Variable Speed Drives for HVAC	MidAtlantic TRM	MidAtlantic TRM	MidAtlantic TRM	ICF	ICF
75	NWS	Commercial	Large Commercia	Education with Summer Sessions	HVAC	Variable Speed Drives for HVAC	MidAtlantic TRM	MidAtlantic TRM	MidAtlantic TRM	ICF	ICF
76	NWS	Commercial	Large Commercia	Education with Summer Sessions	HVAC	Variable Speed Drives for HVAC	MidAtlantic TRM	MidAtlantic TRM	MidAtlantic TRM	ICF	ICF
77	NWS	Commercial	Large Commercia	Education with Summer Sessions	HVAC	Variable Speed Drives for HVAC	MidAtlantic TRM	MidAtlantic TRM	MidAtlantic TRM	ICF	ICF
78	NWS	Commercial	Large Commercia	Education with Summer Sessions	HVAC	Variable Speed Drives for HVAC	MidAtlantic TRM	MidAtlantic TRM	MidAtlantic TRM	ICF	ICF
79	NWS	Commercial	Large Commercia	Lodging	HVAC	Variable Speed Drives for HVAC	MidAtlantic TRM	MidAtlantic TRM	MidAtlantic TRM	ICF	ICF
80	NWS	Commercial	Large Commercia	Lodging	HVAC	Variable Speed Drives for HVAC	MidAtlantic TRM	MidAtlantic TRM	MidAtlantic TRM	ICF	ICF
81	NWS	Commercial	Large Commercia	Lodging	HVAC	Variable Speed Drives for HVAC	MidAtlantic TRM	MidAtlantic TRM	MidAtlantic TRM	ICF	ICF
82	NWS	Commercial	Large Commercia	Lodging	HVAC	Variable Speed Drives for HVAC	MidAtlantic TRM	MidAtlantic TRM	MidAtlantic TRM	ICF	ICF
83	NWS	Commercial	Large Commercia	General Large Commercia	HVAC	Variable Speed Drives for HVAC	MidAtlantic TRM	MidAtlantic TRM	MidAtlantic TRM	ICF	ICF
84	NWS	Commercial	Large Commercia	General Large Commercia	HVAC	Variable Speed Drives for HVAC	MidAtlantic TRM	MidAtlantic TRM	MidAtlantic TRM	ICF	ICF
85	NWS	Commercial	Large Commercia	General Large Commercia	HVAC	Variable Speed Drives for HVAC	MidAtlantic TRM	MidAtlantic TRM	MidAtlantic TRM	ICF	ICF
86	NWS	Commercial	Large Commercia	General Large Commercia	HVAC	Variable Speed Drives for HVAC	MidAtlantic TRM	MidAtlantic TRM	MidAtlantic TRM	ICF	ICF
87	NWS	Commercial	Small Commercia	All	HVAC	Dual Enthalpy Economize	ICF	Honeywel	MidAtlantic TRM	ICF	ICF
88	NWS	Commercial	Large Commercia	All	HVAC	Dual Enthalpy Economize	ICF	Honeywel	MidAtlantic TRM	ICF	ICF
89	NWS	Commercial	Small Commercia	All	HVAC	Demand Controlled Ventilatio	ICF	Honeywel	ICF	ICF	ICF
90	NWS	Commercial	Large Commercia	All	HVAC	Demand Controlled Ventilatio	ICF	Honeywel	ICF	ICF	ICF
91	WS	Commercial	Small Commercia	All	HVAC	Ground Source Heatpump	ICF	ICF	ICF	ICF	ICF
92	WS	Commercial	Small Commercia	All	HVAC	AC Tune-Up	ICF	ICF	ICF	ICF	ICF
93	NWS	Commercial	Small Commercia	All	HVAC	Electronically Commutated Motors for Refrigeration and HVAC	ICF	ICF	ICF	ICF	ICF
94	NWS	Commercial	All	Hospital	Lighting	High Performance T8/T5 with Low-BF Ballas	IL TRM	ICF	AR & IL TRM	ICF	ICF
95	NWS	Commercial	All	Hospital	Lighting	High Performance T8/T5 with Low-BF Ballas	IL TRM	ICF	AR & IL TRM	ICF	ICF
96	NWS	Commercial	All	Hospital	Lighting	High Performance T8/T5 with Low-BF Ballas	IL TRM	ICF	AR & IL TRM	ICF	ICF
97	NWS	Commercial	All	Hospital	Lighting	High Performance T8/T5 with Low-BF Ballas	IL TRM	ICF	AR & IL TRM	ICF	ICF
98	NWS	Commercial	All	K12 Education	Lighting	High Performance T8/T5 with Low-BF Ballas	IL TRM	ICF	AR & IL TRM	ICF	ICF
99	NWS	Commercial	All	K12 Education	Lighting	High Performance T8/T5 with Low-BF Ballas	IL TRM	ICF	AR & IL TRM	ICF	ICF
100	NWS	Commercial	All	K12 Education	Lighting	High Performance T8/T5 with Low-BF Ballas	IL TRM	ICF	AR & IL TRM	ICF	ICF
101	NWS	Commercial	All	K12 Education	Lighting	High Performance T8/T5 with Low-BF Ballas	IL TRM	ICF	AR & IL TRM	ICF	ICF
102	NWS	Commercial	All	Education with Summer Sessions	Lighting	High Performance T8/T5 with Low-BF Ballas	IL TRM	ICF	AR & IL TRM	ICF	ICF
103	NWS	Commercial	All	Education with Summer Sessions	Lighting	High Performance T8/T5 with Low-BF Ballas	IL TRM	ICF	AR & IL TRM	ICF	ICF
104	NWS	Commercial	All	Education with Summer Sessions	Lighting	High Performance T8/T5 with Low-BF Ballas	IL TRM	ICF	AR & IL TRM	ICF	ICF
105	NWS	Commercial	All	Education with Summer Sessions	Lighting	High Performance T8/T5 with Low-BF Ballas	IL TRM	ICF	AR & IL TRM	ICF	ICF
106	NWS	Commercial	All	Lodging	Lighting	High Performance T8/T5 with Low-BF Ballas	IL TRM	ICF	AR & IL TRM	ICF	ICF
107	NWS	Commercial	All	Lodging	Lighting	High Performance T8/T5 with Low-BF Ballas	IL TRM	ICF	AR & IL TRM	ICF	ICF
108	NWS	Commercial	All	Lodging	Lighting	High Performance T8/T5 with Low-BF Ballas	IL TRM	ICF	AR & IL TRM	ICF	ICF
109	NWS	Commercial	All	Lodging	Lighting	High Performance T8/T5 with Low-BF Ballas	IL TRM	ICF	AR & IL TRM	ICF	ICF
110	NWS	Commercial	All	General Large Commercia	Lighting	High Performance T8/T5 with Low-BF Ballas	IL TRM	ICF	AR & IL TRM	ICF	ICF
111	NWS	Commercial	All	General Large Commercia	Lighting	High Performance T8/T5 with Low-BF Ballas	IL TRM	ICF	AR & IL TRM	ICF	ICF
112	NWS	Commercial	All	General Large Commercia	Lighting	High Performance T8/T5 with Low-BF Ballas	IL TRM	ICF	AR & IL TRM	ICF	ICF
113	NWS	Commercial	All	General Large Commercia	Lighting	High Performance T8/T5 with Low-BF Ballas	IL TRM	ICF	AR & IL TRM	ICF	ICF
114	NWS	Commercial	All	General Small Commercia	Lighting	High Performance T8/T5 with Low-BF Ballas	IL TRM	ICF	AR & IL TRM	ICF	ICF
115	NWS	Commercial	All	General Small Commercia	Lighting	High Performance T8/T5 with Low-BF Ballas	IL TRM	ICF	AR & IL TRM	ICF	ICF
116	NWS	Commercial	All	General Small Commercia	Lighting	High Performance T8/T5 with Low-BF Ballas	IL TRM	ICF	AR & IL TRM	ICF	ICF
117	NWS	Commercial	All	General Small Commercia	Lighting	High Performance T8/T5 with Low-BF Ballas	IL TRM	ICF	AR & IL TRM	ICF	ICF
118	NWS	Commercial	All	Hospital	Lighting	Reduced Wattage T8/T5 Lamps	IL TRM	ICF	AR & IL TRM	ICF	ICF
119	NWS	Commercial	All	K12 Education	Lighting	Reduced Wattage T8/T5 Lamps	IL TRM	ICF	AR & IL TRM	ICF	ICF
120	NWS	Commercial	All	Education with Summer Sessions	Lighting	Reduced Wattage T8/T5 Lamps	IL TRM	ICF	AR & IL TRM	ICF	ICF

*N/A: Measure did not pass measure level screening and therefore was not included in a program.

MEASURE DESCRIPTION							Measure Documentation				
Measure ID	Weather Sensitive	Sector	Sub-Sector	Building Type	End Use	Measure Name	Measure Cost Source	Measure Savings Source	Measure Lifetime Source	Measure Unit per SubSector Unit Source	Applicability
121	NWS	Commercia	All	Lodging	Lighting	Reduced Wattage T8/T5 Lamps	IL TRM	ICF	AR & IL TRM	ICF	ICF
122	NWS	Commercia	All	General Large Commercia	Lighting	Reduced Wattage T8/T5 Lamps	IL TRM	ICF	AR & IL TRM	ICF	ICF
123	NWS	Commercia	All	General Small Commercia	Lighting	Reduced Wattage T8/T5 Lamps	IL TRM	ICF	AR & IL TRM	ICF	ICF
124	NWS	Commercia	All	Hospital	Lighting	Reduced Wattage T8/T5 Lamps	IL TRM	ICF	AR & IL TRM	ICF	ICF
125	NWS	Commercia	All	K12 Education	Lighting	Reduced Wattage T8/T5 Lamps	IL TRM	ICF	AR & IL TRM	ICF	ICF
126	NWS	Commercia	All	Education with Summer Sessions	Lighting	Reduced Wattage T8/T5 Lamps	IL TRM	ICF	AR & IL TRM	ICF	ICF
127	NWS	Commercia	All	Lodging	Lighting	Reduced Wattage T8/T5 Lamps	IL TRM	ICF	AR & IL TRM	ICF	ICF
128	NWS	Commercia	All	General Large Commercia	Lighting	Reduced Wattage T8/T5 Lamps	IL TRM	ICF	AR & IL TRM	ICF	ICF
129	NWS	Commercia	All	General Small Commercia	Lighting	Reduced Wattage T8/T5 Lamps	IL TRM	ICF	AR & IL TRM	ICF	ICF
130	NWS	Commercia	All	Hospital	Lighting	Linear Florescent Fixture Upgrade	IL TRM	ICF	AR & IL TRM	ICF	ICF
131	NWS	Commercia	All	K12 Education	Lighting	Linear Florescent Fixture Upgrade	IL TRM	ICF	AR & IL TRM	ICF	ICF
132	NWS	Commercia	All	Education with Summer Sessions	Lighting	Linear Florescent Fixture Upgrade	IL TRM	ICF	AR & IL TRM	ICF	ICF
133	NWS	Commercia	All	Lodging	Lighting	Linear Florescent Fixture Upgrade	IL TRM	ICF	AR & IL TRM	ICF	ICF
134	NWS	Commercia	All	General Large Commercia	Lighting	Linear Florescent Fixture Upgrade	IL TRM	ICF	AR & IL TRM	ICF	ICF
135	NWS	Commercia	All	General Small Commercia	Lighting	Linear Florescent Fixture Upgrade	IL TRM	ICF	AR & IL TRM	ICF	ICF
136	NWS	Commercia	All	Hospital	Lighting	Linear Florescent Fixture Upgrade	IL TRM	ICF	AR & IL TRM	ICF	ICF
137	NWS	Commercia	All	K12 Education	Lighting	Linear Florescent Fixture Upgrade	IL TRM	ICF	AR & IL TRM	ICF	ICF
138	NWS	Commercia	All	Education with Summer Sessions	Lighting	Linear Florescent Fixture Upgrade	IL TRM	ICF	AR & IL TRM	ICF	ICF
139	NWS	Commercia	All	Lodging	Lighting	Linear Florescent Fixture Upgrade	IL TRM	ICF	AR & IL TRM	ICF	ICF
140	NWS	Commercia	All	General Large Commercia	Lighting	Linear Florescent Fixture Upgrade	IL TRM	ICF	AR & IL TRM	ICF	ICF
141	NWS	Commercia	All	General Small Commercia	Lighting	Linear Florescent Fixture Upgrade	IL TRM	ICF	AR & IL TRM	ICF	ICF
142	NWS	Commercia	All	Hospital	Lighting	Linear Florescent Fixture Upgrade	IL TRM	ICF	AR & IL TRM	ICF	ICF
143	NWS	Commercia	All	K12 Education	Lighting	Linear Florescent Fixture Upgrade	IL TRM	ICF	AR & IL TRM	ICF	ICF
144	NWS	Commercia	All	Education with Summer Sessions	Lighting	Linear Florescent Fixture Upgrade	IL TRM	ICF	AR & IL TRM	ICF	ICF
145	NWS	Commercia	All	Lodging	Lighting	Linear Florescent Fixture Upgrade	IL TRM	ICF	AR & IL TRM	ICF	ICF
146	NWS	Commercia	All	General Large Commercia	Lighting	Linear Florescent Fixture Upgrade	IL TRM	ICF	AR & IL TRM	ICF	ICF
147	NWS	Commercia	All	General Small Commercia	Lighting	Linear Florescent Fixture Upgrade	IL TRM	ICF	AR & IL TRM	ICF	ICF
148	NWS	Commercia	All	Hospital	Lighting	Linear Florescent Fixture Upgrade	IL TRM	ICF	AR & IL TRM	ICF	ICF
149	NWS	Commercia	All	K12 Education	Lighting	Linear Florescent Fixture Upgrade	IL TRM	ICF	AR & IL TRM	ICF	ICF
150	NWS	Commercia	All	Education with Summer Sessions	Lighting	Linear Florescent Fixture Upgrade	IL TRM	ICF	AR & IL TRM	ICF	ICF
151	NWS	Commercia	All	Lodging	Lighting	Linear Florescent Fixture Upgrade	IL TRM	ICF	AR & IL TRM	ICF	ICF
152	NWS	Commercia	All	General Large Commercia	Lighting	Linear Florescent Fixture Upgrade	IL TRM	ICF	AR & IL TRM	ICF	ICF
153	NWS	Commercia	All	General Small Commercia	Lighting	Linear Florescent Fixture Upgrade	IL TRM	ICF	AR & IL TRM	ICF	ICF
154	NWS	Commercia	All	Hospital	Lighting	Commercial Standard CFL	IL TRM	ICF	AR & IL TRM	ICF	ICF
155	NWS	Commercia	All	Hospital	Lighting	Commercial Standard CFL	IL TRM	ICF	AR & IL TRM	ICF	ICF
156	NWS	Commercia	All	K12 Education	Lighting	Commercial Standard CFL	IL TRM	ICF	AR & IL TRM	ICF	ICF
157	NWS	Commercia	All	K12 Education	Lighting	Commercial Standard CFL	IL TRM	ICF	AR & IL TRM	ICF	ICF
158	NWS	Commercia	All	Education with Summer Sessions	Lighting	Commercial Standard CFL	IL TRM	ICF	AR & IL TRM	ICF	ICF
159	NWS	Commercia	All	Education with Summer Sessions	Lighting	Commercial Standard CFL	IL TRM	ICF	AR & IL TRM	ICF	ICF
160	NWS	Commercia	All	Lodging	Lighting	Commercial Standard CFL	IL TRM	ICF	AR & IL TRM	ICF	ICF
161	NWS	Commercia	All	Lodging	Lighting	Commercial Standard CFL	IL TRM	ICF	AR & IL TRM	ICF	ICF
162	NWS	Commercia	All	General Large Commercia	Lighting	Commercial Standard CFL	IL TRM	ICF	AR & IL TRM	ICF	ICF
163	NWS	Commercia	All	General Large Commercia	Lighting	Commercial Standard CFL	IL TRM	ICF	AR & IL TRM	ICF	ICF
164	NWS	Commercia	All	General Small Commercia	Lighting	Commercial Standard CFL	IL TRM	ICF	AR & IL TRM	ICF	ICF
165	NWS	Commercia	All	General Small Commercia	Lighting	Commercial Standard CFL	IL TRM	ICF	AR & IL TRM	ICF	ICF
166	NWS	Commercia	All	Hospital	Lighting	LED Bulbs	IL TRM	ICF	AR & IL TRM	ICF	ICF
167	NWS	Commercia	All	Hospital	Lighting	LED Bulbs	IL TRM	ICF	AR & IL TRM	ICF	ICF
168	NWS	Commercia	All	K12 Education	Lighting	LED Bulbs	IL TRM	ICF	AR & IL TRM	ICF	ICF
169	NWS	Commercia	All	K12 Education	Lighting	LED Bulbs	IL TRM	ICF	AR & IL TRM	ICF	ICF
170	NWS	Commercia	All	Education with Summer Sessions	Lighting	LED Bulbs	IL TRM	ICF	AR & IL TRM	ICF	ICF
171	NWS	Commercia	All	Education with Summer Sessions	Lighting	LED Bulbs	IL TRM	ICF	AR & IL TRM	ICF	ICF
172	NWS	Commercia	All	Lodging	Lighting	LED Bulbs	IL TRM	ICF	AR & IL TRM	ICF	ICF
173	NWS	Commercia	All	Lodging	Lighting	LED Bulbs	IL TRM	ICF	AR & IL TRM	ICF	ICF
174	NWS	Commercia	All	General Large Commercia	Lighting	LED Bulbs	IL TRM	ICF	AR & IL TRM	ICF	ICF
175	NWS	Commercia	All	General Large Commercia	Lighting	LED Bulbs	IL TRM	ICF	AR & IL TRM	ICF	ICF
176	NWS	Commercia	All	General Small Commercia	Lighting	LED Bulbs	IL TRM	ICF	AR & IL TRM	ICF	ICF
177	NWS	Commercia	All	General Small Commercia	Lighting	LED Bulbs	IL TRM	ICF	AR & IL TRM	ICF	ICF
178	NWS	Commercia	Large Commercia	All	Lighting	Efficient High Bay Lighting	IL TRM	ICF	AR & IL TRM	ICF	ICF
179	NWS	Commercia	Small Commercia	All	Lighting	Efficient High Bay Lighting	IL TRM	ICF	AR & IL TRM	ICF	ICF
180	NWS	Commercia	Large Commercia	All	Lighting	Efficient High Bay Lighting	IL TRM	ICF	AR & IL TRM	ICF	ICF

*N/A: Measure did not pass measure level screening and therefore was not included in a program.

MEASURE DESCRIPTION							Measure Documentation				
Measure ID	Weather Sensitive	Sector	Sub-Sector	Building Type	End Use	Measure Name	Measure Cost Source	Measure Savings Source	Measure Lifetime Source	Measure Unit per SubSector Unit Source	Applicability
181	NWS	Commercial	Small Commercia	All	Lighting	Efficient High Bay Lighting	IL TRM	ICF	AR & IL TRM	ICF	ICF
182	NWS	Commercial	Large Commercia	All	Lighting	Efficient High Bay Lighting	IL TRM	ICF	AR & IL TRM	ICF	ICF
183	NWS	Commercial	Small Commercia	All	Lighting	Efficient High Bay Lighting	IL TRM	ICF	AR & IL TRM	ICF	ICF
184	NWS	Commercial	Large Commercia	All	Lighting	Efficient High Bay Lighting	IL TRM	ICF	AR & IL TRM	ICF	ICF
185	NWS	Commercial	Small Commercia	All	Lighting	Efficient High Bay Lighting	IL TRM	ICF	AR & IL TRM	ICF	ICF
186	NWS	Commercial	Large Commercia	All	Lighting	Efficient High Bay Lighting	IL TRM	ICF	AR & IL TRM	ICF	ICF
187	NWS	Commercial	Small Commercia	All	Lighting	Efficient High Bay Lighting	IL TRM	ICF	AR & IL TRM	ICF	ICF
188	NWS	Commercial	Large Commercia	All	Lighting	Efficient High Bay Lighting	IL TRM	ICF	AR & IL TRM	ICF	ICF
189	NWS	Commercial	Small Commercia	All	Lighting	Efficient High Bay Lighting	IL TRM	ICF	AR & IL TRM	ICF	ICF
190	NWS	Commercial	Large Commercia	All	Lighting	Lighting Controls	IL TRM	ICF	AR & IL TRM	ICF	ICF
191	NWS	Commercial	Large Commercia	All	Lighting	Lighting Controls	IL TRM	ICF	AR & IL TRM	ICF	ICF
192	NWS	Commercial	Large Commercia	All	Lighting	Lighting Controls	IL TRM	ICF	AR & IL TRM	ICF	ICF
193	NWS	Commercial	Large Commercia	All	Lighting	Lighting Controls	IL TRM	ICF	AR & IL TRM	ICF	ICF
194	NWS	Commercial	Large Commercia	All	Lighting	Lighting Controls	IL TRM	ICF	AR & IL TRM	ICF	ICF
195	NWS	Commercial	Large Commercia	All	Lighting	Lighting Controls	IL TRM	ICF	AR & IL TRM	ICF	ICF
196	NWS	Commercial	Large Commercia	All	Lighting	Lighting Controls	IL TRM	ICF	AR & IL TRM	ICF	ICF
197	NWS	Commercial	Small Commercia	All	Lighting	Lighting Controls	IL TRM	ICF	AR & IL TRM	ICF	ICF
198	NWS	Commercial	Small Commercia	All	Lighting	Lighting Controls	IL TRM	ICF	AR & IL TRM	ICF	ICF
199	NWS	Commercial	Small Commercia	All	Lighting	Lighting Controls	IL TRM	ICF	AR & IL TRM	ICF	ICF
200	NWS	Commercial	Small Commercia	All	Lighting	Lighting Controls	IL TRM	ICF	AR & IL TRM	ICF	ICF
201	NWS	Commercial	Small Commercia	All	Lighting	Lighting Controls	IL TRM	ICF	AR & IL TRM	ICF	ICF
202	NWS	Commercial	Small Commercia	All	Lighting	Lighting Controls	IL TRM	ICF	AR & IL TRM	ICF	ICF
203	NWS	Commercial	Small Commercia	All	Lighting	Lighting Controls	IL TRM	ICF	AR & IL TRM	ICF	ICF
204	NWS	Commercial	Small Commercia	All	Lighting	LED Exit Signs	IL TRM	ICF	AR & IL TRM	ICF	ICF
205	NWS	Commercial	All	Hospital	Refrigeration	Electronically Commutated Motors (ECM) for Walk-in and Reach	IL TRM	AR TRM v3.0	AR TRM v3.0	ICF	ICF
206	NWS	Commercial	All	K12 Education	Refrigeration	Electronically Commutated Motors (ECM) for Walk-in and Reach	IL TRM	AR TRM v3.0	AR TRM v3.0	ICF	ICF
207	NWS	Commercial	All	Education with Summer Sessions	Refrigeration	Electronically Commutated Motors (ECM) for Walk-in and Reach	IL TRM	AR TRM v3.0	AR TRM v3.0	ICF	ICF
208	NWS	Commercial	All	Lodging	Refrigeration	Electronically Commutated Motors (ECM) for Walk-in and Reach	IL TRM	AR TRM v3.0	AR TRM v3.0	ICF	ICF
209	NWS	Commercial	All	Food Sales	Refrigeration	Electronically Commutated Motors (ECM) for Walk-in and Reach	IL TRM	AR TRM v3.0	AR TRM v3.0	ICF	ICF
210	NWS	Commercial	All	Restaurant	Refrigeration	Electronically Commutated Motors (ECM) for Walk-in and Reach	IL TRM	AR TRM v3.0	AR TRM v3.0	ICF	ICF
211	NWS	Commercial	All	Hospital	Refrigeration	ENERGY STAR Solid Door Refrigerato	IL TRM	AR TRM v3.0	AR TRM v3.0	ICF	ICF
212	NWS	Commercial	All	Hospital	Refrigeration	ENERGY STAR Solid Door Refrigerato	IL TRM	AR TRM v3.0	AR TRM v3.0	ICF	ICF
213	NWS	Commercial	All	Hospital	Refrigeration	ENERGY STAR Solid Door Refrigerato	IL TRM	AR TRM v3.0	AR TRM v3.0	ICF	ICF
214	NWS	Commercial	All	Hospital	Refrigeration	ENERGY STAR Solid Door Refrigerato	IL TRM	AR TRM v3.0	AR TRM v3.0	ICF	ICF
215	NWS	Commercial	All	Hospital	Refrigeration	ENERGY STAR Solid Door Freeze	IL TRM	AR TRM v3.0	AR TRM v3.0	ICF	ICF
216	NWS	Commercial	All	Hospital	Refrigeration	ENERGY STAR Solid Door Freeze	IL TRM	AR TRM v3.0	AR TRM v3.0	ICF	ICF
217	NWS	Commercial	All	Hospital	Refrigeration	ENERGY STAR Solid Door Freeze	IL TRM	AR TRM v3.0	AR TRM v3.0	ICF	ICF
218	NWS	Commercial	All	Hospital	Refrigeration	ENERGY STAR Solid Door Freeze	IL TRM	AR TRM v3.0	AR TRM v3.0	ICF	ICF
219	NWS	Commercial	All	K12 Education	Refrigeration	ENERGY STAR Solid Door Refrigerato	IL TRM	AR TRM v3.0	AR TRM v3.0	ICF	ICF
220	NWS	Commercial	All	K12 Education	Refrigeration	ENERGY STAR Solid Door Refrigerato	IL TRM	AR TRM v3.0	AR TRM v3.0	ICF	ICF
221	NWS	Commercial	All	K12 Education	Refrigeration	ENERGY STAR Solid Door Refrigerato	IL TRM	AR TRM v3.0	AR TRM v3.0	ICF	ICF
222	NWS	Commercial	All	K12 Education	Refrigeration	ENERGY STAR Solid Door Refrigerato	IL TRM	AR TRM v3.0	AR TRM v3.0	ICF	ICF
223	NWS	Commercial	All	K12 Education	Refrigeration	ENERGY STAR Solid Door Freeze	IL TRM	AR TRM v3.0	AR TRM v3.0	ICF	ICF
224	NWS	Commercial	All	K12 Education	Refrigeration	ENERGY STAR Solid Door Freeze	IL TRM	AR TRM v3.0	AR TRM v3.0	ICF	ICF
225	NWS	Commercial	All	K12 Education	Refrigeration	ENERGY STAR Solid Door Freeze	IL TRM	AR TRM v3.0	AR TRM v3.0	ICF	ICF
226	NWS	Commercial	All	K12 Education	Refrigeration	ENERGY STAR Solid Door Freeze	IL TRM	AR TRM v3.0	AR TRM v3.0	ICF	ICF
227	NWS	Commercial	All	Education with Summer Sessions	Refrigeration	ENERGY STAR Solid Door Refrigerato	IL TRM	AR TRM v3.0	AR TRM v3.0	ICF	ICF
228	NWS	Commercial	All	Education with Summer Sessions	Refrigeration	ENERGY STAR Solid Door Refrigerato	IL TRM	AR TRM v3.0	AR TRM v3.0	ICF	ICF
229	NWS	Commercial	All	Education with Summer Sessions	Refrigeration	ENERGY STAR Solid Door Refrigerato	IL TRM	AR TRM v3.0	AR TRM v3.0	ICF	ICF
230	NWS	Commercial	All	Education with Summer Sessions	Refrigeration	ENERGY STAR Solid Door Refrigerato	IL TRM	AR TRM v3.0	AR TRM v3.0	ICF	ICF
231	NWS	Commercial	All	Education with Summer Sessions	Refrigeration	ENERGY STAR Solid Door Freeze	IL TRM	AR TRM v3.0	AR TRM v3.0	ICF	ICF
232	NWS	Commercial	All	Education with Summer Sessions	Refrigeration	ENERGY STAR Solid Door Freeze	IL TRM	AR TRM v3.0	AR TRM v3.0	ICF	ICF
233	NWS	Commercial	All	Education with Summer Sessions	Refrigeration	ENERGY STAR Solid Door Freeze	IL TRM	AR TRM v3.0	AR TRM v3.0	ICF	ICF
234	NWS	Commercial	All	Education with Summer Sessions	Refrigeration	ENERGY STAR Solid Door Freeze	IL TRM	AR TRM v3.0	AR TRM v3.0	ICF	ICF
235	NWS	Commercial	All	Lodging	Refrigeration	ENERGY STAR Solid Door Refrigerato	IL TRM	AR TRM v3.0	AR TRM v3.0	ICF	ICF
236	NWS	Commercial	All	Lodging	Refrigeration	ENERGY STAR Solid Door Refrigerato	IL TRM	AR TRM v3.0	AR TRM v3.0	ICF	ICF
237	NWS	Commercial	All	Lodging	Refrigeration	ENERGY STAR Solid Door Refrigerato	IL TRM	AR TRM v3.0	AR TRM v3.0	ICF	ICF
238	NWS	Commercial	All	Lodging	Refrigeration	ENERGY STAR Solid Door Refrigerato	IL TRM	AR TRM v3.0	AR TRM v3.0	ICF	ICF
239	NWS	Commercial	All	Lodging	Refrigeration	ENERGY STAR Solid Door Freeze	IL TRM	AR TRM v3.0	AR TRM v3.0	ICF	ICF
240	NWS	Commercial	All	Lodging	Refrigeration	ENERGY STAR Solid Door Freeze	IL TRM	AR TRM v3.0	AR TRM v3.0	ICF	ICF

*N/A: Measure did not pass measure level screening and therefore was not included in a program.

MEASURE DESCRIPTION							Measure Documentation				
Measure ID	Weather Sensitive	Sector	Sub-Sector	Building Type	End Use	Measure Name	Measure Cost Source	Measure Savings Source	Measure Lifetime Source	Measure Unit per SubSector Unit Source	Applicability
241	NWS	Commercial	All	Lodging	Refrigeration	ENERGY STAR Solid Door Freeze	IL TRM	AR TRM v3.0	AR TRM v3.0	ICF	ICF
242	NWS	Commercial	All	Lodging	Refrigeration	ENERGY STAR Solid Door Freeze	IL TRM	AR TRM v3.0	AR TRM v3.0	ICF	ICF
243	NWS	Commercial	All	Food Sales	Refrigeration	ENERGY STAR Solid Door Refrigerato	IL TRM	AR TRM v3.0	AR TRM v3.0	ICF	ICF
244	NWS	Commercial	All	Food Sales	Refrigeration	ENERGY STAR Solid Door Refrigerato	IL TRM	AR TRM v3.0	AR TRM v3.0	ICF	ICF
245	NWS	Commercial	All	Food Sales	Refrigeration	ENERGY STAR Solid Door Refrigerato	IL TRM	AR TRM v3.0	AR TRM v3.0	ICF	ICF
246	NWS	Commercial	All	Food Sales	Refrigeration	ENERGY STAR Solid Door Refrigerato	IL TRM	AR TRM v3.0	AR TRM v3.0	ICF	ICF
247	NWS	Commercial	All	Food Sales	Refrigeration	ENERGY STAR Solid Door Freeze	IL TRM	AR TRM v3.0	AR TRM v3.0	ICF	ICF
248	NWS	Commercial	All	Food Sales	Refrigeration	ENERGY STAR Solid Door Freeze	IL TRM	AR TRM v3.0	AR TRM v3.0	ICF	ICF
249	NWS	Commercial	All	Food Sales	Refrigeration	ENERGY STAR Solid Door Freeze	IL TRM	AR TRM v3.0	AR TRM v3.0	ICF	ICF
250	NWS	Commercial	All	Food Sales	Refrigeration	ENERGY STAR Solid Door Freeze	IL TRM	AR TRM v3.0	AR TRM v3.0	ICF	ICF
251	NWS	Commercial	All	Restaurant	Refrigeration	ENERGY STAR Solid Door Refrigerato	IL TRM	AR TRM v3.0	AR TRM v3.0	ICF	ICF
252	NWS	Commercial	All	Restaurant	Refrigeration	ENERGY STAR Solid Door Refrigerato	IL TRM	AR TRM v3.0	AR TRM v3.0	ICF	ICF
253	NWS	Commercial	All	Restaurant	Refrigeration	ENERGY STAR Solid Door Refrigerato	IL TRM	AR TRM v3.0	AR TRM v3.0	ICF	ICF
254	NWS	Commercial	All	Restaurant	Refrigeration	ENERGY STAR Solid Door Refrigerato	IL TRM	AR TRM v3.0	AR TRM v3.0	ICF	ICF
255	NWS	Commercial	All	Restaurant	Refrigeration	ENERGY STAR Solid Door Freeze	IL TRM	AR TRM v3.0	AR TRM v3.0	ICF	ICF
256	NWS	Commercial	All	Restaurant	Refrigeration	ENERGY STAR Solid Door Freeze	IL TRM	AR TRM v3.0	AR TRM v3.0	ICF	ICF
257	NWS	Commercial	All	Restaurant	Refrigeration	ENERGY STAR Solid Door Freeze	IL TRM	AR TRM v3.0	AR TRM v3.0	ICF	ICF
258	NWS	Commercial	All	Restaurant	Refrigeration	ENERGY STAR Solid Door Freeze	IL TRM	AR TRM v3.0	AR TRM v3.0	ICF	ICF
259	NWS	Commercial	All	Hospital	Refrigeration	Vending Machine Occupancy Controls	IL TRM	AR TRM v3.0	AR TRM v3.0	ICF	ICF
260	NWS	Commercial	All	Hospital	Refrigeration	Vending Machine Occupancy Controls	IL TRM	AR TRM v3.0	AR TRM v3.0	ICF	ICF
261	NWS	Commercial	All	Hospital	Refrigeration	Vending Machine Occupancy Controls	IL TRM	AR TRM v3.0	AR TRM v3.0	ICF	ICF
262	NWS	Commercial	All	K12 Education	Refrigeration	Vending Machine Occupancy Controls	IL TRM	AR TRM v3.0	AR TRM v3.0	ICF	ICF
263	NWS	Commercial	All	K12 Education	Refrigeration	Vending Machine Occupancy Controls	IL TRM	AR TRM v3.0	AR TRM v3.0	ICF	ICF
264	NWS	Commercial	All	K12 Education	Refrigeration	Vending Machine Occupancy Controls	IL TRM	AR TRM v3.0	AR TRM v3.0	ICF	ICF
265	NWS	Commercial	All	Education with Summer Sessions	Refrigeration	Vending Machine Occupancy Controls	IL TRM	AR TRM v3.0	AR TRM v3.0	ICF	ICF
266	NWS	Commercial	All	Education with Summer Sessions	Refrigeration	Vending Machine Occupancy Controls	IL TRM	AR TRM v3.0	AR TRM v3.0	ICF	ICF
267	NWS	Commercial	All	Education with Summer Sessions	Refrigeration	Vending Machine Occupancy Controls	IL TRM	AR TRM v3.0	AR TRM v3.0	ICF	ICF
268	NWS	Commercial	All	Lodging	Refrigeration	Vending Machine Occupancy Controls	IL TRM	AR TRM v3.0	AR TRM v3.0	ICF	ICF
269	NWS	Commercial	All	Lodging	Refrigeration	Vending Machine Occupancy Controls	IL TRM	AR TRM v3.0	AR TRM v3.0	ICF	ICF
270	NWS	Commercial	All	Lodging	Refrigeration	Vending Machine Occupancy Controls	IL TRM	AR TRM v3.0	AR TRM v3.0	ICF	ICF
271	NWS	Commercial	All	Food Sales	Refrigeration	Vending Machine Occupancy Controls	IL TRM	AR TRM v3.0	AR TRM v3.0	ICF	ICF
272	NWS	Commercial	All	Food Sales	Refrigeration	Vending Machine Occupancy Controls	IL TRM	AR TRM v3.0	AR TRM v3.0	ICF	ICF
273	NWS	Commercial	All	Food Sales	Refrigeration	Vending Machine Occupancy Controls	IL TRM	AR TRM v3.0	AR TRM v3.0	ICF	ICF
274	NWS	Commercial	All	Restaurant	Refrigeration	Vending Machine Occupancy Controls	IL TRM	AR TRM v3.0	AR TRM v3.0	ICF	ICF
275	NWS	Commercial	All	Restaurant	Refrigeration	Vending Machine Occupancy Controls	IL TRM	AR TRM v3.0	AR TRM v3.0	ICF	ICF
276	NWS	Commercial	All	Restaurant	Refrigeration	Vending Machine Occupancy Controls	IL TRM	AR TRM v3.0	AR TRM v3.0	ICF	ICF
277	NWS	Commercial	All	Hospital	Refrigeration	Automatic Door Closer for Walk-in Coolers and Freezer	IL TRM	IL TRM	IL TRM	ICF	ICF
278	NWS	Commercial	All	Hospital	Refrigeration	Automatic Door Closer for Walk-in Coolers and Freezer	IL TRM	IL TRM	IL TRM	ICF	ICF
279	NWS	Commercial	All	K12 Education	Refrigeration	Automatic Door Closer for Walk-in Coolers and Freezer	IL TRM	IL TRM	IL TRM	ICF	ICF
280	NWS	Commercial	All	K12 Education	Refrigeration	Automatic Door Closer for Walk-in Coolers and Freezer	IL TRM	IL TRM	IL TRM	ICF	ICF
281	NWS	Commercial	All	Education with Summer Sessions	Refrigeration	Automatic Door Closer for Walk-in Coolers and Freezer	IL TRM	IL TRM	IL TRM	ICF	ICF
282	NWS	Commercial	All	Education with Summer Sessions	Refrigeration	Automatic Door Closer for Walk-in Coolers and Freezer	IL TRM	IL TRM	IL TRM	ICF	ICF
283	NWS	Commercial	All	Lodging	Refrigeration	Automatic Door Closer for Walk-in Coolers and Freezer	IL TRM	IL TRM	IL TRM	ICF	ICF
284	NWS	Commercial	All	Lodging	Refrigeration	Automatic Door Closer for Walk-in Coolers and Freezer	IL TRM	IL TRM	IL TRM	ICF	ICF
285	NWS	Commercial	All	Food Sales	Refrigeration	Automatic Door Closer for Walk-in Coolers and Freezer	IL TRM	IL TRM	IL TRM	ICF	ICF
286	NWS	Commercial	All	Food Sales	Refrigeration	Automatic Door Closer for Walk-in Coolers and Freezer	IL TRM	IL TRM	IL TRM	ICF	ICF
287	NWS	Commercial	All	Restaurant	Refrigeration	Automatic Door Closer for Walk-in Coolers and Freezer	IL TRM	IL TRM	IL TRM	ICF	ICF
288	NWS	Commercial	All	Restaurant	Refrigeration	Automatic Door Closer for Walk-in Coolers and Freezer	IL TRM	IL TRM	IL TRM	ICF	ICF
289	NWS	Commercial	All	Food Sales	Refrigeration	Door Heater Controls for Cooler or Freeze	IL TRM	IL TRM	IL TRM	ICF	ICF
290	NWS	Commercial	All	Food Sales	Refrigeration	Door Heater Controls for Cooler or Freeze	IL TRM	IL TRM	IL TRM	ICF	ICF
291	NWS	Commercial	All	Food Sales	Refrigeration	Door Heater Controls for Cooler or Freeze	IL TRM	IL TRM	IL TRM	ICF	ICF
292	NWS	Commercial	All	Food Sales	Refrigeration	Door Heater Controls for Cooler or Freeze	IL TRM	IL TRM	IL TRM	ICF	ICF
293	NWS	Commercial	All	Food Sales	Refrigeration	Door Heater Controls for Cooler or Freeze	IL TRM	IL TRM	IL TRM	ICF	ICF
294	NWS	Commercial	All	Food Sales	Refrigeration	Door Heater Controls for Cooler or Freeze	IL TRM	IL TRM	IL TRM	ICF	ICF
295	NWS	Commercial	All	Restaurant	Refrigeration	Door Heater Controls for Cooler or Freeze	IL TRM	IL TRM	IL TRM	ICF	ICF
296	NWS	Commercial	All	Restaurant	Refrigeration	Door Heater Controls for Cooler or Freeze	IL TRM	IL TRM	IL TRM	ICF	ICF
297	NWS	Commercial	All	Restaurant	Refrigeration	Door Heater Controls for Cooler or Freeze	IL TRM	IL TRM	IL TRM	ICF	ICF
298	NWS	Commercial	All	Restaurant	Refrigeration	Door Heater Controls for Cooler or Freeze	IL TRM	IL TRM	IL TRM	ICF	ICF
299	NWS	Commercial	All	Restaurant	Refrigeration	Door Heater Controls for Cooler or Freeze	IL TRM	IL TRM	IL TRM	ICF	ICF
300	NWS	Commercial	All	Restaurant	Refrigeration	Door Heater Controls for Cooler or Freeze	IL TRM	IL TRM	IL TRM	ICF	ICF

*N/A: Measure did not pass measure level screening and therefore was not included in a program.

MEASURE DESCRIPTION							Measure Documentation				
Measure ID	Weather Sensitive	Sector	Sub-Sector	Building Type	End Use	Measure Name	Measure Cost Source	Measure Savings Source	Measure Lifetime Source	Measure Unit per SubSector Unit Source	Applicability
301	NWS	Commercial	All	Hospital	Refrigeration	Evaporator Fan Contro	IL TRM	IL TRM	IL TRM	ICF	ICF
302	NWS	Commercial	All	K12 Education	Refrigeration	Evaporator Fan Contro	IL TRM	IL TRM	IL TRM	ICF	ICF
303	NWS	Commercial	All	Education with Summer Sessions	Refrigeration	Evaporator Fan Contro	IL TRM	IL TRM	IL TRM	ICF	ICF
304	NWS	Commercial	All	Lodging	Refrigeration	Evaporator Fan Contro	IL TRM	IL TRM	IL TRM	ICF	ICF
305	NWS	Commercial	All	Food Sales	Refrigeration	Evaporator Fan Contro	IL TRM	IL TRM	IL TRM	ICF	ICF
306	NWS	Commercial	All	Restaurant	Refrigeration	Evaporator Fan Contro	IL TRM	IL TRM	IL TRM	ICF	ICF
307	NWS	Commercial	All	Hospital	Refrigeration	Strip Curtain for Walk-in Coolers and Freezers	IL TRM	IL TRM	IL TRM	ICF	ICF
308	NWS	Commercial	All	Hospital	Refrigeration	Strip Curtain for Walk-in Coolers and Freezers	IL TRM	IL TRM	IL TRM	ICF	ICF
309	NWS	Commercial	All	K12 Education	Refrigeration	Strip Curtain for Walk-in Coolers and Freezers	IL TRM	IL TRM	IL TRM	ICF	ICF
310	NWS	Commercial	All	K12 Education	Refrigeration	Strip Curtain for Walk-in Coolers and Freezers	IL TRM	IL TRM	IL TRM	ICF	ICF
311	NWS	Commercial	All	Education with Summer Sessions	Refrigeration	Strip Curtain for Walk-in Coolers and Freezers	IL TRM	IL TRM	IL TRM	ICF	ICF
312	NWS	Commercial	All	Education with Summer Sessions	Refrigeration	Strip Curtain for Walk-in Coolers and Freezers	IL TRM	IL TRM	IL TRM	ICF	ICF
313	NWS	Commercial	All	Lodging	Refrigeration	Strip Curtain for Walk-in Coolers and Freezers	IL TRM	IL TRM	IL TRM	ICF	ICF
314	NWS	Commercial	All	Lodging	Refrigeration	Strip Curtain for Walk-in Coolers and Freezers	IL TRM	IL TRM	IL TRM	ICF	ICF
315	NWS	Commercial	All	Food Sales	Refrigeration	Strip Curtain for Walk-in Coolers and Freezers	IL TRM	IL TRM	IL TRM	ICF	ICF
316	NWS	Commercial	All	Food Sales	Refrigeration	Strip Curtain for Walk-in Coolers and Freezers	IL TRM	IL TRM	IL TRM	ICF	ICF
317	NWS	Commercial	All	Restaurant	Refrigeration	Strip Curtain for Walk-in Coolers and Freezers	IL TRM	IL TRM	IL TRM	ICF	ICF
318	NWS	Commercial	All	Restaurant	Refrigeration	Strip Curtain for Walk-in Coolers and Freezers	IL TRM	IL TRM	IL TRM	ICF	ICF
319	NWS	Commercial	All	Hospital	Food Services	ENERGY STAR Dishwasher	ES Calculator	ES Calculator / AR TRM v3.0	ES Calculator	ICF	ICF
320	NWS	Commercial	All	Hospital	Food Services	ENERGY STAR Dishwasher	ES Calculator	ES Calculator / AR TRM v3.0	ES Calculator	ICF	ICF
321	NWS	Commercial	All	Hospital	Food Services	ENERGY STAR Dishwasher	ES Calculator	ES Calculator / AR TRM v3.0	ES Calculator	ICF	ICF
322	NWS	Commercial	All	Hospital	Food Services	ENERGY STAR Dishwasher	ES Calculator	ES Calculator / AR TRM v3.0	ES Calculator	ICF	ICF
323	NWS	Commercial	All	Hospital	Food Services	ENERGY STAR Dishwasher	ES Calculator	ES Calculator / AR TRM v3.0	ES Calculator	ICF	ICF
324	NWS	Commercial	All	Hospital	Food Services	ENERGY STAR Dishwasher	ES Calculator	ES Calculator / AR TRM v3.0	ES Calculator	ICF	ICF
325	NWS	Commercial	All	Hospital	Food Services	ENERGY STAR Dishwasher	ES Calculator	ES Calculator / AR TRM v3.0	ES Calculator	ICF	ICF
326	NWS	Commercial	All	Hospital	Food Services	ENERGY STAR Dishwasher	ES Calculator	ES Calculator / AR TRM v3.0	ES Calculator	ICF	ICF
327	NWS	Commercial	All	Hospital	Food Services	ENERGY STAR Dishwasher	ES Calculator	ES Calculator / AR TRM v3.0	ES Calculator	ICF	ICF
328	NWS	Commercial	All	Hospital	Food Services	ENERGY STAR Dishwasher	ES Calculator	ES Calculator / AR TRM v3.0	ES Calculator	ICF	ICF
329	NWS	Commercial	All	Hospital	Food Services	ENERGY STAR Dishwasher	ES Calculator	ES Calculator / AR TRM v3.0	ES Calculator	ICF	ICF
330	NWS	Commercial	All	Hospital	Food Services	ENERGY STAR Dishwasher	ES Calculator	ES Calculator / AR TRM v3.0	ES Calculator	ICF	ICF
331	NWS	Commercial	All	Hospital	Food Services	ENERGY STAR Dishwasher	ES Calculator	ES Calculator / AR TRM v3.0	ES Calculator	ICF	ICF
332	NWS	Commercial	All	Hospital	Food Services	ENERGY STAR Dishwasher	ES Calculator	ES Calculator / AR TRM v3.0	ES Calculator	ICF	ICF
333	NWS	Commercial	All	Hospital	Food Services	ENERGY STAR Dishwasher	ES Calculator	ES Calculator / AR TRM v3.0	ES Calculator	ICF	ICF
334	NWS	Commercial	All	Hospital	Food Services	ENERGY STAR Dishwasher	ES Calculator	ES Calculator / AR TRM v3.0	ES Calculator	ICF	ICF
335	NWS	Commercial	All	Hospital	Food Services	ENERGY STAR Dishwasher	ES Calculator	ES Calculator / AR TRM v3.0	ES Calculator	ICF	ICF
336	NWS	Commercial	All	Hospital	Food Services	ENERGY STAR Dishwasher	ES Calculator	ES Calculator / AR TRM v3.0	ES Calculator	ICF	ICF
337	NWS	Commercial	All	K12 Education	Food Services	ENERGY STAR Dishwasher	ES Calculator	ES Calculator / AR TRM v3.0	ES Calculator	ICF	ICF
338	NWS	Commercial	All	K12 Education	Food Services	ENERGY STAR Dishwasher	ES Calculator	ES Calculator / AR TRM v3.0	ES Calculator	ICF	ICF
339	NWS	Commercial	All	K12 Education	Food Services	ENERGY STAR Dishwasher	ES Calculator	ES Calculator / AR TRM v3.0	ES Calculator	ICF	ICF
340	NWS	Commercial	All	K12 Education	Food Services	ENERGY STAR Dishwasher	ES Calculator	ES Calculator / AR TRM v3.0	ES Calculator	ICF	ICF
341	NWS	Commercial	All	K12 Education	Food Services	ENERGY STAR Dishwasher	ES Calculator	ES Calculator / AR TRM v3.0	ES Calculator	ICF	ICF
342	NWS	Commercial	All	K12 Education	Food Services	ENERGY STAR Dishwasher	ES Calculator	ES Calculator / AR TRM v3.0	ES Calculator	ICF	ICF
343	NWS	Commercial	All	K12 Education	Food Services	ENERGY STAR Dishwasher	ES Calculator	ES Calculator / AR TRM v3.0	ES Calculator	ICF	ICF
344	NWS	Commercial	All	K12 Education	Food Services	ENERGY STAR Dishwasher	ES Calculator	ES Calculator / AR TRM v3.0	ES Calculator	ICF	ICF
345	NWS	Commercial	All	K12 Education	Food Services	ENERGY STAR Dishwasher	ES Calculator	ES Calculator / AR TRM v3.0	ES Calculator	ICF	ICF
346	NWS	Commercial	All	K12 Education	Food Services	ENERGY STAR Dishwasher	ES Calculator	ES Calculator / AR TRM v3.0	ES Calculator	ICF	ICF
347	NWS	Commercial	All	K12 Education	Food Services	ENERGY STAR Dishwasher	ES Calculator	ES Calculator / AR TRM v3.0	ES Calculator	ICF	ICF
348	NWS	Commercial	All	K12 Education	Food Services	ENERGY STAR Dishwasher	ES Calculator	ES Calculator / AR TRM v3.0	ES Calculator	ICF	ICF
349	NWS	Commercial	All	K12 Education	Food Services	ENERGY STAR Dishwasher	ES Calculator	ES Calculator / AR TRM v3.0	ES Calculator	ICF	ICF
350	NWS	Commercial	All	K12 Education	Food Services	ENERGY STAR Dishwasher	ES Calculator	ES Calculator / AR TRM v3.0	ES Calculator	ICF	ICF
351	NWS	Commercial	All	K12 Education	Food Services	ENERGY STAR Dishwasher	ES Calculator	ES Calculator / AR TRM v3.0	ES Calculator	ICF	ICF
352	NWS	Commercial	All	K12 Education	Food Services	ENERGY STAR Dishwasher	ES Calculator	ES Calculator / AR TRM v3.0	ES Calculator	ICF	ICF
353	NWS	Commercial	All	K12 Education	Food Services	ENERGY STAR Dishwasher	ES Calculator	ES Calculator / AR TRM v3.0	ES Calculator	ICF	ICF
354	NWS	Commercial	All	K12 Education	Food Services	ENERGY STAR Dishwasher	ES Calculator	ES Calculator / AR TRM v3.0	ES Calculator	ICF	ICF
355	NWS	Commercial	All	Education with Summer Sessions	Food Services	ENERGY STAR Dishwasher	ES Calculator	ES Calculator / AR TRM v3.0	ES Calculator	ICF	ICF
356	NWS	Commercial	All	Education with Summer Sessions	Food Services	ENERGY STAR Dishwasher	ES Calculator	ES Calculator / AR TRM v3.0	ES Calculator	ICF	ICF
357	NWS	Commercial	All	Education with Summer Sessions	Food Services	ENERGY STAR Dishwasher	ES Calculator	ES Calculator / AR TRM v3.0	ES Calculator	ICF	ICF
358	NWS	Commercial	All	Education with Summer Sessions	Food Services	ENERGY STAR Dishwasher	ES Calculator	ES Calculator / AR TRM v3.0	ES Calculator	ICF	ICF
359	NWS	Commercial	All	Education with Summer Sessions	Food Services	ENERGY STAR Dishwasher	ES Calculator	ES Calculator / AR TRM v3.0	ES Calculator	ICF	ICF
360	NWS	Commercial	All	Education with Summer Sessions	Food Services	ENERGY STAR Dishwasher	ES Calculator	ES Calculator / AR TRM v3.0	ES Calculator	ICF	ICF

*N/A: Measure did not pass measure level screening and therefore was not included in a program.

MEASURE DESCRIPTION							Measure Documentation				
Measure ID	Weather Sensitive	Sector	Sub-Sector	Building Type	End Use	Measure Name	Measure Cost Source	Measure Savings Source	Measure Lifetime Source	Measure Unit per SubSector Unit Source	Applicability
361	NWS	Commercial	All	Education with Summer Sessions	Food Services	ENERGY STAR Dishwasher	ES Calculator	ES Calculator / AR TRM v3.0	ES Calculator	ICF	ICF
362	NWS	Commercial	All	Education with Summer Sessions	Food Services	ENERGY STAR Dishwasher	ES Calculator	ES Calculator / AR TRM v3.0	ES Calculator	ICF	ICF
363	NWS	Commercial	All	Education with Summer Sessions	Food Services	ENERGY STAR Dishwasher	ES Calculator	ES Calculator / AR TRM v3.0	ES Calculator	ICF	ICF
364	NWS	Commercial	All	Education with Summer Sessions	Food Services	ENERGY STAR Dishwasher	ES Calculator	ES Calculator / AR TRM v3.0	ES Calculator	ICF	ICF
365	NWS	Commercial	All	Education with Summer Sessions	Food Services	ENERGY STAR Dishwasher	ES Calculator	ES Calculator / AR TRM v3.0	ES Calculator	ICF	ICF
366	NWS	Commercial	All	Education with Summer Sessions	Food Services	ENERGY STAR Dishwasher	ES Calculator	ES Calculator / AR TRM v3.0	ES Calculator	ICF	ICF
367	NWS	Commercial	All	Education with Summer Sessions	Food Services	ENERGY STAR Dishwasher	ES Calculator	ES Calculator / AR TRM v3.0	ES Calculator	ICF	ICF
368	NWS	Commercial	All	Education with Summer Sessions	Food Services	ENERGY STAR Dishwasher	ES Calculator	ES Calculator / AR TRM v3.0	ES Calculator	ICF	ICF
369	NWS	Commercial	All	Education with Summer Sessions	Food Services	ENERGY STAR Dishwasher	ES Calculator	ES Calculator / AR TRM v3.0	ES Calculator	ICF	ICF
370	NWS	Commercial	All	Education with Summer Sessions	Food Services	ENERGY STAR Dishwasher	ES Calculator	ES Calculator / AR TRM v3.0	ES Calculator	ICF	ICF
371	NWS	Commercial	All	Education with Summer Sessions	Food Services	ENERGY STAR Dishwasher	ES Calculator	ES Calculator / AR TRM v3.0	ES Calculator	ICF	ICF
372	NWS	Commercial	All	Education with Summer Sessions	Food Services	ENERGY STAR Dishwasher	ES Calculator	ES Calculator / AR TRM v3.0	ES Calculator	ICF	ICF
373	NWS	Commercial	All	Lodging	Food Services	ENERGY STAR Dishwasher	ES Calculator	ES Calculator / AR TRM v3.0	ES Calculator	ICF	ICF
374	NWS	Commercial	All	Lodging	Food Services	ENERGY STAR Dishwasher	ES Calculator	ES Calculator / AR TRM v3.0	ES Calculator	ICF	ICF
375	NWS	Commercial	All	Lodging	Food Services	ENERGY STAR Dishwasher	ES Calculator	ES Calculator / AR TRM v3.0	ES Calculator	ICF	ICF
376	NWS	Commercial	All	Lodging	Food Services	ENERGY STAR Dishwasher	ES Calculator	ES Calculator / AR TRM v3.0	ES Calculator	ICF	ICF
377	NWS	Commercial	All	Lodging	Food Services	ENERGY STAR Dishwasher	ES Calculator	ES Calculator / AR TRM v3.0	ES Calculator	ICF	ICF
378	NWS	Commercial	All	Lodging	Food Services	ENERGY STAR Dishwasher	ES Calculator	ES Calculator / AR TRM v3.0	ES Calculator	ICF	ICF
379	NWS	Commercial	All	Lodging	Food Services	ENERGY STAR Dishwasher	ES Calculator	ES Calculator / AR TRM v3.0	ES Calculator	ICF	ICF
380	NWS	Commercial	All	Lodging	Food Services	ENERGY STAR Dishwasher	ES Calculator	ES Calculator / AR TRM v3.0	ES Calculator	ICF	ICF
381	NWS	Commercial	All	Lodging	Food Services	ENERGY STAR Dishwasher	ES Calculator	ES Calculator / AR TRM v3.0	ES Calculator	ICF	ICF
382	NWS	Commercial	All	Lodging	Food Services	ENERGY STAR Dishwasher	ES Calculator	ES Calculator / AR TRM v3.0	ES Calculator	ICF	ICF
383	NWS	Commercial	All	Lodging	Food Services	ENERGY STAR Dishwasher	ES Calculator	ES Calculator / AR TRM v3.0	ES Calculator	ICF	ICF
384	NWS	Commercial	All	Lodging	Food Services	ENERGY STAR Dishwasher	ES Calculator	ES Calculator / AR TRM v3.0	ES Calculator	ICF	ICF
385	NWS	Commercial	All	Lodging	Food Services	ENERGY STAR Dishwasher	ES Calculator	ES Calculator / AR TRM v3.0	ES Calculator	ICF	ICF
386	NWS	Commercial	All	Lodging	Food Services	ENERGY STAR Dishwasher	ES Calculator	ES Calculator / AR TRM v3.0	ES Calculator	ICF	ICF
387	NWS	Commercial	All	Lodging	Food Services	ENERGY STAR Dishwasher	ES Calculator	ES Calculator / AR TRM v3.0	ES Calculator	ICF	ICF
388	NWS	Commercial	All	Lodging	Food Services	ENERGY STAR Dishwasher	ES Calculator	ES Calculator / AR TRM v3.0	ES Calculator	ICF	ICF
389	NWS	Commercial	All	Lodging	Food Services	ENERGY STAR Dishwasher	ES Calculator	ES Calculator / AR TRM v3.0	ES Calculator	ICF	ICF
390	NWS	Commercial	All	Lodging	Food Services	ENERGY STAR Dishwasher	ES Calculator	ES Calculator / AR TRM v3.0	ES Calculator	ICF	ICF
391	NWS	Commercial	All	Restaurant	Food Services	ENERGY STAR Dishwasher	ES Calculator	ES Calculator / AR TRM v3.0	ES Calculator	ICF	ICF
392	NWS	Commercial	All	Restaurant	Food Services	ENERGY STAR Dishwasher	ES Calculator	ES Calculator / AR TRM v3.0	ES Calculator	ICF	ICF
393	NWS	Commercial	All	Restaurant	Food Services	ENERGY STAR Dishwasher	ES Calculator	ES Calculator / AR TRM v3.0	ES Calculator	ICF	ICF
394	NWS	Commercial	All	Restaurant	Food Services	ENERGY STAR Dishwasher	ES Calculator	ES Calculator / AR TRM v3.0	ES Calculator	ICF	ICF
395	NWS	Commercial	All	Restaurant	Food Services	ENERGY STAR Dishwasher	ES Calculator	ES Calculator / AR TRM v3.0	ES Calculator	ICF	ICF
396	NWS	Commercial	All	Restaurant	Food Services	ENERGY STAR Dishwasher	ES Calculator	ES Calculator / AR TRM v3.0	ES Calculator	ICF	ICF
397	NWS	Commercial	All	Restaurant	Food Services	ENERGY STAR Dishwasher	ES Calculator	ES Calculator / AR TRM v3.0	ES Calculator	ICF	ICF
398	NWS	Commercial	All	Restaurant	Food Services	ENERGY STAR Dishwasher	ES Calculator	ES Calculator / AR TRM v3.0	ES Calculator	ICF	ICF
399	NWS	Commercial	All	Restaurant	Food Services	ENERGY STAR Dishwasher	ES Calculator	ES Calculator / AR TRM v3.0	ES Calculator	ICF	ICF
400	NWS	Commercial	All	Restaurant	Food Services	ENERGY STAR Dishwasher	ES Calculator	ES Calculator / AR TRM v3.0	ES Calculator	ICF	ICF
401	NWS	Commercial	All	Restaurant	Food Services	ENERGY STAR Dishwasher	ES Calculator	ES Calculator / AR TRM v3.0	ES Calculator	ICF	ICF
402	NWS	Commercial	All	Restaurant	Food Services	ENERGY STAR Dishwasher	ES Calculator	ES Calculator / AR TRM v3.0	ES Calculator	ICF	ICF
403	NWS	Commercial	All	Restaurant	Food Services	ENERGY STAR Dishwasher	ES Calculator	ES Calculator / AR TRM v3.0	ES Calculator	ICF	ICF
404	NWS	Commercial	All	Restaurant	Food Services	ENERGY STAR Dishwasher	ES Calculator	ES Calculator / AR TRM v3.0	ES Calculator	ICF	ICF
405	NWS	Commercial	All	Restaurant	Food Services	ENERGY STAR Dishwasher	ES Calculator	ES Calculator / AR TRM v3.0	ES Calculator	ICF	ICF
406	NWS	Commercial	All	Restaurant	Food Services	ENERGY STAR Dishwasher	ES Calculator	ES Calculator / AR TRM v3.0	ES Calculator	ICF	ICF
407	NWS	Commercial	All	Restaurant	Food Services	ENERGY STAR Dishwasher	ES Calculator	ES Calculator / AR TRM v3.0	ES Calculator	ICF	ICF
408	NWS	Commercial	All	Restaurant	Food Services	ENERGY STAR Dishwasher	ES Calculator	ES Calculator / AR TRM v3.0	ES Calculator	ICF	ICF
409	NWS	Commercial	All	Hospital	Food Services	ENERGY STAR Fryer	ES Calculator	ES Calculator / AR TRM v3.0	ES Calculator	ICF	ICF
410	NWS	Commercial	All	Hospital	Food Services	ENERGY STAR Fryer	ES Calculator	ES Calculator / AR TRM v3.0	ES Calculator	ICF	ICF
411	NWS	Commercial	All	K12 Education	Food Services	ENERGY STAR Fryer	ES Calculator	ES Calculator / AR TRM v3.0	ES Calculator	ICF	ICF
412	NWS	Commercial	All	K12 Education	Food Services	ENERGY STAR Fryer	ES Calculator	ES Calculator / AR TRM v3.0	ES Calculator	ICF	ICF
413	NWS	Commercial	All	Education with Summer Sessions	Food Services	ENERGY STAR Fryer	ES Calculator	ES Calculator / AR TRM v3.0	ES Calculator	ICF	ICF
414	NWS	Commercial	All	Education with Summer Sessions	Food Services	ENERGY STAR Fryer	ES Calculator	ES Calculator / AR TRM v3.0	ES Calculator	ICF	ICF
415	NWS	Commercial	All	Lodging	Food Services	ENERGY STAR Fryer	ES Calculator	ES Calculator / AR TRM v3.0	ES Calculator	ICF	ICF
416	NWS	Commercial	All	Lodging	Food Services	ENERGY STAR Fryer	ES Calculator	ES Calculator / AR TRM v3.0	ES Calculator	ICF	ICF
417	NWS	Commercial	All	Restaurant	Food Services	ENERGY STAR Fryer	ES Calculator	ES Calculator / AR TRM v3.0	ES Calculator	ICF	ICF
418	NWS	Commercial	All	Restaurant	Food Services	ENERGY STAR Fryer	ES Calculator	ES Calculator / AR TRM v3.0	ES Calculator	ICF	ICF
419	NWS	Commercial	All	Hospital	Food Services	ENERGY STAR Griddle	ES Calculator	ES Calculator / AR TRM v3.0	ES Calculator	ICF	ICF
420	NWS	Commercial	All	K12 Education	Food Services	ENERGY STAR Griddle	ES Calculator	ES Calculator / AR TRM v3.0	ES Calculator	ICF	ICF

*N/A: Measure did not pass measure level screening and therefore was not included in a program.

MEASURE DESCRIPTION							Measure Documentation				
Measure ID	Weather Sensitive	Sector	Sub-Sector	Building Type	End Use	Measure Name	Measure Cost Source	Measure Savings Source	Measure Lifetime Source	Measure Unit per SubSector Unit Source	Applicability
421	NWS	Commercial	All	Education with Summer Sessions	Food Services	ENERGY STAR Griddle	ES Calculator	ES Calculator / AR TRM v3.0	ES Calculator	ICF	ICF
422	NWS	Commercial	All	Lodging	Food Services	ENERGY STAR Griddle	ES Calculator	ES Calculator / AR TRM v3.0	ES Calculator	ICF	ICF
423	NWS	Commercial	All	Restaurant	Food Services	ENERGY STAR Griddle	ES Calculator	ES Calculator / AR TRM v3.0	ES Calculator	ICF	ICF
424	NWS	Commercial	All	Hospital	Food Services	ENERGY STAR Hot Food Holding Cabinets	ES Calculator	ES Calculator / AR TRM v3.0	ES Calculator	ICF	ICF
425	NWS	Commercial	All	K12 Education	Food Services	ENERGY STAR Hot Food Holding Cabinets	ES Calculator	ES Calculator / AR TRM v3.0	ES Calculator	ICF	ICF
426	NWS	Commercial	All	Education with Summer Sessions	Food Services	ENERGY STAR Hot Food Holding Cabinets	ES Calculator	ES Calculator / AR TRM v3.0	ES Calculator	ICF	ICF
427	NWS	Commercial	All	Lodging	Food Services	ENERGY STAR Hot Food Holding Cabinets	ES Calculator	ES Calculator / AR TRM v3.0	ES Calculator	ICF	ICF
428	NWS	Commercial	All	Restaurant	Food Services	ENERGY STAR Hot Food Holding Cabinets	ES Calculator	ES Calculator / AR TRM v3.0	ES Calculator	ICF	ICF
429	NWS	Commercial	All	Hospital	Food Services	ENERGY STAR Electric Convection Ovens	ES Calculator	ES Calculator / AR TRM v3.0	ES Calculator	ICF	ICF
430	NWS	Commercial	All	Hospital	Food Services	ENERGY STAR Electric Convection Ovens	ES Calculator	ES Calculator / AR TRM v3.0	ES Calculator	ICF	ICF
431	NWS	Commercial	All	K12 Education	Food Services	ENERGY STAR Electric Convection Ovens	ES Calculator	ES Calculator / AR TRM v3.0	ES Calculator	ICF	ICF
432	NWS	Commercial	All	K12 Education	Food Services	ENERGY STAR Electric Convection Ovens	ES Calculator	ES Calculator / AR TRM v3.0	ES Calculator	ICF	ICF
433	NWS	Commercial	All	Education with Summer Sessions	Food Services	ENERGY STAR Electric Convection Ovens	ES Calculator	ES Calculator / AR TRM v3.0	ES Calculator	ICF	ICF
434	NWS	Commercial	All	Education with Summer Sessions	Food Services	ENERGY STAR Electric Convection Ovens	ES Calculator	ES Calculator / AR TRM v3.0	ES Calculator	ICF	ICF
435	NWS	Commercial	All	Lodging	Food Services	ENERGY STAR Electric Convection Ovens	ES Calculator	ES Calculator / AR TRM v3.0	ES Calculator	ICF	ICF
436	NWS	Commercial	All	Lodging	Food Services	ENERGY STAR Electric Convection Ovens	ES Calculator	ES Calculator / AR TRM v3.0	ES Calculator	ICF	ICF
437	NWS	Commercial	All	Restaurant	Food Services	ENERGY STAR Electric Convection Ovens	ES Calculator	ES Calculator / AR TRM v3.0	ES Calculator	ICF	ICF
438	NWS	Commercial	All	Restaurant	Food Services	ENERGY STAR Electric Convection Ovens	ES Calculator	ES Calculator / AR TRM v3.0	ES Calculator	ICF	ICF
439	NWS	Commercial	All	K12 Education	Food Services	ENERGY STAR Steam Cooker	ES Calculator	ES Calculator / AR TRM v3.0	ES Calculator	ICF	ICF
440	NWS	Commercial	All	Education with Summer Sessions	Food Services	ENERGY STAR Steam Cooker	ES Calculator	ES Calculator / AR TRM v3.0	ES Calculator	ICF	ICF
441	NWS	Commercial	All	Lodging	Food Services	ENERGY STAR Steam Cooker	ES Calculator	ES Calculator / AR TRM v3.0	ES Calculator	ICF	ICF
442	NWS	Commercial	All	Restaurant	Food Services	ENERGY STAR Steam Cooker	ES Calculator	ES Calculator / AR TRM v3.0	ES Calculator	ICF	ICF
443	NWS	Commercial	All	Hospital	Food Services	EPA WaterSense Pre-Rinse Spray Valve	ES Calculator	ES Calculator / AR TRM v3.0	ES Calculator	ICF	ICF
444	NWS	Commercial	All	Education with Summer Sessions	Food Services	EPA WaterSense Pre-Rinse Spray Valve	ES Calculator	ES Calculator / AR TRM v3.0	ES Calculator	ICF	ICF
445	NWS	Commercial	All	Lodging	Food Services	EPA WaterSense Pre-Rinse Spray Valve	ES Calculator	ES Calculator / AR TRM v3.0	ES Calculator	ICF	ICF
446	NWS	Commercial	All	Restaurant	Food Services	EPA WaterSense Pre-Rinse Spray Valve	ES Calculator	ES Calculator / AR TRM v3.0	ES Calculator	ICF	ICF
447	NWS	Commercial	All	Hospital	Service Hot Water	Electric Storage Water Heater	ES Calculator	ES Calculator / AR TRM v3.0	ES Calculator	ICF	ICF
448	NWS	Commercial	All	Hospital	Service Hot Water	Electric Storage Water Heater	ES Calculator	ES Calculator / AR TRM v3.0	ES Calculator	ICF	ICF
449	NWS	Commercial	All	K12 Education	Service Hot Water	Electric Storage Water Heater	ES Calculator	ES Calculator / AR TRM v3.0	ES Calculator	ICF	ICF
450	NWS	Commercial	All	K12 Education	Service Hot Water	Electric Storage Water Heater	ES Calculator	ES Calculator / AR TRM v3.0	ES Calculator	ICF	ICF
451	NWS	Commercial	All	K12 Education	Service Hot Water	Electric Storage Water Heater	ES Calculator	ES Calculator / AR TRM v3.0	ES Calculator	ICF	ICF
452	NWS	Commercial	All	Education with Summer Sessions	Service Hot Water	Electric Storage Water Heater	ES Calculator	ES Calculator / AR TRM v3.0	ES Calculator	ICF	ICF
453	NWS	Commercial	All	Education with Summer Sessions	Service Hot Water	Electric Storage Water Heater	ES Calculator	ES Calculator / AR TRM v3.0	ES Calculator	ICF	ICF
454	NWS	Commercial	All	Education with Summer Sessions	Service Hot Water	Electric Storage Water Heater	ES Calculator	ES Calculator / AR TRM v3.0	ES Calculator	ICF	ICF
455	NWS	Commercial	All	Lodging	Service Hot Water	Electric Storage Water Heater	ES Calculator	ES Calculator / AR TRM v3.0	ES Calculator	ICF	ICF
456	NWS	Commercial	All	Lodging	Service Hot Water	Electric Storage Water Heater	ES Calculator	ES Calculator / AR TRM v3.0	ES Calculator	ICF	ICF
457	NWS	Commercial	All	Lodging	Service Hot Water	Electric Storage Water Heater	ES Calculator	ES Calculator / AR TRM v3.0	ES Calculator	ICF	ICF
458	NWS	Commercial	All	Restaurant	Service Hot Water	Electric Storage Water Heater	ES Calculator	ES Calculator / AR TRM v3.0	ES Calculator	ICF	ICF
459	NWS	Commercial	All	Restaurant	Service Hot Water	Electric Storage Water Heater	ES Calculator	ES Calculator / AR TRM v3.0	ES Calculator	ICF	ICF
460	NWS	Commercial	All	Restaurant	Service Hot Water	Electric Storage Water Heater	ES Calculator	ES Calculator / AR TRM v3.0	ES Calculator	ICF	ICF
461	NWS	Commercial	All	Hospital	Service Hot Water	Heat Pump Storage Water Heater	ES Calculator	ES Calculator / AR TRM v3.0	ES Calculator	ICF	ICF
462	NWS	Commercial	All	K12 Education	Service Hot Water	Heat Pump Storage Water Heater	ES Calculator	ES Calculator / AR TRM v3.0	ES Calculator	ICF	ICF
463	NWS	Commercial	All	Education with Summer Sessions	Service Hot Water	Heat Pump Storage Water Heater	ES Calculator	ES Calculator / AR TRM v3.0	ES Calculator	ICF	ICF
464	NWS	Commercial	All	Lodging	Service Hot Water	Heat Pump Storage Water Heater	ES Calculator	ES Calculator / AR TRM v3.0	ES Calculator	ICF	ICF
465	NWS	Commercial	All	Restaurant	Service Hot Water	Heat Pump Storage Water Heater	ES Calculator	ES Calculator / AR TRM v3.0	ES Calculator	ICF	ICF
466	NWS	Commercial	All	Hospital	Service Hot Water	Low Flow Faucet Aerators - Electric DHW fue	ES Calculator	ES Calculator / AR TRM v3.0	ES Calculator	ICF	ICF
467	NWS	Commercial	All	K12 Education	Service Hot Water	Low Flow Faucet Aerators - Electric DHW fue	ES Calculator	ES Calculator / AR TRM v3.0	ES Calculator	ICF	ICF
468	NWS	Commercial	All	Education with Summer Sessions	Service Hot Water	Low Flow Faucet Aerators - Electric DHW fue	ES Calculator	ES Calculator / AR TRM v3.0	ES Calculator	ICF	ICF
469	NWS	Commercial	All	Lodging	Service Hot Water	Low Flow Faucet Aerators - Electric DHW fue	ES Calculator	ES Calculator / AR TRM v3.0	ES Calculator	ICF	ICF
470	NWS	Commercial	All	Restaurant	Service Hot Water	Low Flow Faucet Aerators - Electric DHW fue	ES Calculator	ES Calculator / AR TRM v3.0	ES Calculator	ICF	ICF
471	NWS	Commercial	Small Commercial	All	Lighting	Small Business Program Audit & Direct Instal	ICF	ICF	ICF	ICF	ICF
472	NWS	Commercial	Small Commercial	All	Lighting	Small Business Program Audit & Direct Instal	ICF	ICF	ICF	ICF	ICF
473	NWS	Commercial	Small Commercial	All	Service Hot Water	Small Business Program Audit & Direct Instal	ICF	ICF	ICF	ICF	ICF
474	NWS	Commercial	Small Commercial	All	Lighting	Small Business Program Lighting Upgrade Packag	ICF	ICF	ICF	ICF	ICF
475	NWS	Commercial	Small Commercial	All	Refrigeration	Small Business Program Refrigeration Upgrade Packag	ICF	ICF	ICF	ICF	ICF
476	NWS	Commercial	All	Data Center	HVAC	Air Flow Managemen	ICF	ICF	ICF	ICF	ICF
477	NWS	Commercial	All	Data Center	HVAC	Air Flow Managemen	ICF	ICF	ICF	ICF	ICF
478	NWS	Commercial	All	Data Center	HVAC	Air Flow Managemen	ICF	ICF	ICF	ICF	ICF
479	NWS	Commercial	All	Data Center	HVAC	Air Flow Managemen	ICF	ICF	ICF	ICF	ICF
480	NWS	Commercial	All	Data Center	Miscellaneous	Load Distribution	ICF	ICF	ICF	ICF	ICF

*N/A: Measure did not pass measure level screening and therefore was not included in a program.

MEASURE DESCRIPTION							Measure Documentation				
Measure ID	Weather Sensitive	Sector	Sub-Sector	Building Type	End Use	Measure Name	Measure Cost Source	Measure Savings Source	Measure Lifetime Source	Measure Unit per SubSector Unit Source	Applicability
481	NWS	Commercial	All	Data Center	Miscellaneous	Load Distributior	ICF	ICF	ICF	ICF	ICF
482	NWS	Commercial	All	Data Center	Miscellaneous	Load Distributior	ICF	ICF	ICF	ICF	ICF
483	NWS	Commercial	All	Data Center	Miscellaneous	Load Distributior	ICF	ICF	ICF	ICF	ICF
484	NWS	Commercial	All	Data Center	HVAC	Waterside Economizer	ICF	ICF	ICF	ICF	ICF
485	NWS	Commercial	All	Data Center	HVAC	Waterside Economizer	ICF	ICF	ICF	ICF	ICF
486	NWS	Commercial	All	Data Center	HVAC	Air Flow Managemen	ICF	ICF	ICF	ICF	ICF
487	NWS	Commercial	All	Data Center	HVAC	Air Flow Managemen	ICF	ICF	ICF	ICF	ICF
488	NWS	Commercial	All	Data Center	HVAC	Air Flow Managemen	ICF	ICF	ICF	ICF	ICF
489	NWS	Commercial	All	Data Center	HVAC	Air Flow Managemen	ICF	ICF	ICF	ICF	ICF
490	NWS	Commercial	All	Data Center	Miscellaneous	Load Distributior	ICF	ICF	ICF	ICF	ICF
491	NWS	Commercial	All	Data Center	Miscellaneous	Load Distributior	ICF	ICF	ICF	ICF	ICF
492	NWS	Commercial	All	Data Center	Miscellaneous	Load Distributior	ICF	ICF	ICF	ICF	ICF
493	NWS	Commercial	All	Data Center	Miscellaneous	Load Distributior	ICF	ICF	ICF	ICF	ICF
494	NWS	Commercial	All	Data Center	HVAC	Waterside Economizer	ICF	ICF	ICF	ICF	ICF
495	NWS	Commercial	All	Data Center	HVAC	Waterside Economizer	ICF	ICF	ICF	ICF	ICF
496	WS	Commercial	Large Commercia	All	Misc	Commercial New Constructior	ICF	ICF	ICF	ICF	ICF
497	WS	Commercial	Large Commercia	All	Misc	Commercial New Constructior	ICF	ICF	ICF	ICF	ICF
498	WS	Commercial	Small Commercia	All	Misc	Commercial New Constructior	ICF	ICF	ICF	ICF	ICF
499	WS	Commercial	Small Commercia	All	Misc	Commercial New Constructior	ICF	ICF	ICF	ICF	ICF
500	WS	Commercial	Large Commercia	All	Misc	Retrocommissioning	ICF	ICF	ICF	ICF	ICF
501	WS	Commercial	Large Commercia	All	Misc	Retrocommissioning	ICF	ICF	ICF	ICF	ICF
502	NWS	Commercial	All	All	Misc	Enabled Dynamic Pricing (Non-Res	ICF	ICF	ICF	ICF	ICF
503	NWS	Commercial	All	All	Misc	Non-Enabled Dynamic Pricing (Non-Res	ICF	ICF	ICF	ICF	ICF

*N/A: Measure did not pass measure level screening and therefore was not included in a program.

MEASURE DESCRIPTION							PROGRAM	PARTICIPATION REFERENCE CASE					
Measure ID	Weather Sensitive	Sector	Sub-Sector	Building Type	End Use	Measure Name	Program	First Year of Participation (So Year)	First Year Participation Rate (So)	Year of Maximum Annual Participation (Smax)	Maximum Annual Participation Rate (Smax)	Final Year of Participation (Fo Year)	Final Year Participation Rate (Fo)
1	WS	Commercial	Small Commercial	All	HVAC	Unitary and Split System AC/HP Equipment	Commercial Prescriptive & Custom	2015	3.3126%	2015	3.313%	2015	3.313%
2	WS	Commercial	Small Commercia	All	HVAC	Unitary and Split System AC/HP Equipmen	Commercial Prescriptive & Custom	2015	2.3816%	2015	2.382%	2015	2.382%
3	WS	Commercial	Small Commercia	All	HVAC	Unitary and Split System AC/HP Equipmen	*N/A	*N/A	*N/A	*N/A	*N/A	*N/A	*N/A
4	WS	Commercial	Small Commercia	All	HVAC	Unitary and Split System AC/HP Equipmen	Commercial Prescriptive & Custom	2015	4.2417%	2015	4.242%	2015	4.242%
5	WS	Commercial	Small Commercia	All	HVAC	Unitary and Split System AC/HP Equipmen	*N/A	*N/A	*N/A	*N/A	*N/A	*N/A	*N/A
6	WS	Commercial	Small Commercia	All	HVAC	Unitary and Split System AC/HP Equipmen	Commercial Prescriptive & Custom	2015	1.8711%	2015	1.871%	2015	1.871%
7	WS	Commercial	Small Commercia	All	HVAC	Unitary and Split System AC/HP Equipmen	Commercial Prescriptive & Custom	2015	1.2925%	2015	1.292%	2015	1.292%
8	WS	Commercial	Small Commercia	All	HVAC	Unitary and Split System AC/HP Equipmen	Commercial Prescriptive & Custom	2015	4.5557%	2015	4.556%	2015	4.556%
9	WS	Commercial	Small Commercia	All	HVAC	Unitary and Split System AC/HP Equipmen	*N/A	*N/A	*N/A	*N/A	*N/A	*N/A	*N/A
10	WS	Commercial	Small Commercia	All	HVAC	Unitary and Split System AC/HP Equipmen	Commercial Prescriptive & Custom	2015	4.2417%	2015	4.242%	2015	4.242%
11	WS	Commercial	Small Commercia	All	HVAC	Unitary and Split System AC/HP Equipmen	Commercial Prescriptive & Custom	2015	3.2661%	2015	3.266%	2015	3.266%
12	WS	Commercial	Small Commercia	All	HVAC	Unitary and Split System AC/HP Equipmen	Commercial Prescriptive & Custom	2015	4.5419%	2015	4.542%	2015	4.542%
13	WS	Commercial	Large Commercia	K12 Education	HVAC	Unitary and Split System AC/HP Equipmen	Commercial Prescriptive & Custom	2015	0.3377%	2015	0.338%	2015	0.338%
14	WS	Commercial	Large Commercia	Education with Summer Sessions	HVAC	Unitary and Split System AC/HP Equipmen	Commercial Prescriptive & Custom	2015	2.9013%	2015	2.901%	2015	2.901%
15	WS	Commercial	Large Commercia	Lodging	HVAC	Unitary and Split System AC/HP Equipmen	Commercial Prescriptive & Custom	2015	5.6607%	2015	5.661%	2015	5.661%
16	WS	Commercial	Large Commercia	General Large Commercia	HVAC	Unitary and Split System AC/HP Equipmen	Commercial Prescriptive & Custom	2015	3.0374%	2015	3.037%	2015	3.037%
17	WS	Commercial	Large Commercia	K12 Education	HVAC	Unitary and Split System AC/HP Equipmen	*N/A	*N/A	*N/A	*N/A	*N/A	*N/A	*N/A
18	WS	Commercial	Large Commercia	Education with Summer Sessions	HVAC	Unitary and Split System AC/HP Equipmen	Commercial Prescriptive & Custom	2015	2.8902%	2015	2.890%	2015	2.890%
19	WS	Commercial	Large Commercia	Lodging	HVAC	Unitary and Split System AC/HP Equipmen	Commercial Prescriptive & Custom	2015	5.6467%	2015	5.647%	2015	5.647%
20	WS	Commercial	Large Commercia	General Large Commercia	HVAC	Unitary and Split System AC/HP Equipmen	Commercial Prescriptive & Custom	2015	3.0233%	2015	3.023%	2015	3.023%
21	WS	Commercial	Large Commercia	K12 Education	HVAC	Unitary and Split System AC/HP Equipmen	Commercial Prescriptive & Custom	2015	0.2108%	2015	0.211%	2015	0.211%
22	WS	Commercial	Large Commercia	Education with Summer Sessions	HVAC	Unitary and Split System AC/HP Equipmen	Commercial Prescriptive & Custom	2015	2.3351%	2015	2.335%	2015	2.335%
23	WS	Commercial	Large Commercia	Lodging	HVAC	Unitary and Split System AC/HP Equipmen	Commercial Prescriptive & Custom	2015	4.9277%	2015	4.928%	2015	4.928%
24	WS	Commercial	Large Commercia	General Large Commercia	HVAC	Unitary and Split System AC/HP Equipmen	Commercial Prescriptive & Custom	2015	2.4546%	2015	2.455%	2015	2.455%
25	WS	Commercial	Small Commercia	All	HVAC	Unitary and Split System AC/HP Equipmen	Commercial Prescriptive & Custom	2016	2.8376%	2034	8.199%	2034	8.199%
26	WS	Commercial	Small Commercia	All	HVAC	Unitary and Split System AC/HP Equipmen	Commercial Prescriptive & Custom	2016	3.2771%	2034	9.469%	2034	9.469%
27	WS	Commercial	Small Commercia	All	HVAC	Unitary and Split System AC/HP Equipmen	Commercial Prescriptive & Custom	2016	2.8376%	2034	8.199%	2034	8.199%
28	WS	Commercial	Small Commercia	All	HVAC	Unitary and Split System AC/HP Equipmen	Commercial Prescriptive & Custom	2016	3.2771%	2034	9.469%	2034	9.469%
29	WS	Commercial	Small Commercia	All	HVAC	Unitary and Split System AC/HP Equipmen	Commercial Prescriptive & Custom	2016	2.1909%	2034	6.330%	2034	6.330%
30	WS	Commercial	Small Commercia	All	HVAC	Unitary and Split System AC/HP Equipmen	Commercial Prescriptive & Custom	2016	2.2320%	2034	6.449%	2034	6.449%
31	WS	Commercial	Large Commercia	K12 Education	HVAC	Unitary and Split System AC/HP Equipmen	*N/A	*N/A	*N/A	*N/A	*N/A	*N/A	*N/A
32	WS	Commercial	Large Commercia	Education with Summer Sessions	HVAC	Unitary and Split System AC/HP Equipmen	Commercial Prescriptive & Custom	2016	0.9436%	2034	2.727%	2034	2.727%
33	WS	Commercial	Large Commercia	Lodging	HVAC	Unitary and Split System AC/HP Equipmen	Commercial Prescriptive & Custom	2016	3.3798%	2034	9.766%	2034	9.766%
34	WS	Commercial	Large Commercia	General Large Commercia	HVAC	Unitary and Split System AC/HP Equipmen	Commercial Prescriptive & Custom	2016	1.0290%	2034	2.973%	2034	2.973%
35	WS	Commercial	Large Commercia	K12 Education	HVAC	Unitary and Split System AC/HP Equipmen	*N/A	*N/A	*N/A	*N/A	*N/A	*N/A	*N/A
36	WS	Commercial	Large Commercia	Education with Summer Sessions	HVAC	Unitary and Split System AC/HP Equipmen	*N/A	*N/A	*N/A	*N/A	*N/A	*N/A	*N/A
37	WS	Commercial	Large Commercia	Lodging	HVAC	Unitary and Split System AC/HP Equipmen	*N/A	*N/A	*N/A	*N/A	*N/A	*N/A	*N/A
38	WS	Commercial	Large Commercia	General Large Commercia	HVAC	Unitary and Split System AC/HP Equipmen	*N/A	*N/A	*N/A	*N/A	*N/A	*N/A	*N/A
39	WS	Commercial	Small Commercia	Lodging	HVAC	PTAC	*N/A	*N/A	*N/A	*N/A	*N/A	*N/A	*N/A
40	NWS	Commercial	Small Commercia	Lodging	HVAC	Occupancy-Based PTAC/PTHP Controls	*N/A	*N/A	*N/A	*N/A	*N/A	*N/A	*N/A
41	WS	Commercial	Large Commercia	K12 Education	HVAC	Air or Water Cooled Chilling Equipment (Chillers	*N/A	*N/A	*N/A	*N/A	*N/A	*N/A	*N/A
42	WS	Commercial	Large Commercia	Education with Summer Sessions	HVAC	Air or Water Cooled Chilling Equipment (Chillers	Commercial Prescriptive & Custom	2015	0.2958%	2034	1.479%	2034	1.479%
43	WS	Commercial	Large Commercia	Lodging	HVAC	Air or Water Cooled Chilling Equipment (Chillers	Commercial Prescriptive & Custom	2015	1.3220%	2034	6.610%	2034	6.610%
44	WS	Commercial	Large Commercia	General Large Commercia	HVAC	Air or Water Cooled Chilling Equipment (Chillers	Commercial Prescriptive & Custom	2015	0.3273%	2034	1.637%	2034	1.637%
45	WS	Commercial	Large Commercia	K12 Education	HVAC	Air or Water Cooled Chilling Equipment (Chillers	*N/A	*N/A	*N/A	*N/A	*N/A	*N/A	*N/A
46	WS	Commercial	Large Commercia	Education with Summer Sessions	HVAC	Air or Water Cooled Chilling Equipment (Chillers	*N/A	*N/A	*N/A	*N/A	*N/A	*N/A	*N/A
47	WS	Commercial	Large Commercia	Lodging	HVAC	Air or Water Cooled Chilling Equipment (Chillers	Commercial Prescriptive & Custom	2015	2.8088%	2034	14.044%	2034	14.044%
48	WS	Commercial	Large Commercia	General Large Commercia	HVAC	Air or Water Cooled Chilling Equipment (Chillers	*N/A	*N/A	*N/A	*N/A	*N/A	*N/A	*N/A
49	WS	Commercial	Large Commercia	Hospital	HVAC	Air or Water Cooled Chilling Equipment (Chillers	Commercial Prescriptive & Custom	2015	2.1296%	2034	10.648%	2034	10.648%
50	WS	Commercial	Large Commercia	K12 Education	HVAC	Air or Water Cooled Chilling Equipment (Chillers	*N/A	*N/A	*N/A	*N/A	*N/A	*N/A	*N/A
51	WS	Commercial	Large Commercia	Education with Summer Sessions	HVAC	Air or Water Cooled Chilling Equipment (Chillers	Commercial Prescriptive & Custom	2015	0.3659%	2034	1.830%	2034	1.830%
52	WS	Commercial	Large Commercia	Lodging	HVAC	Air or Water Cooled Chilling Equipment (Chillers	Commercial Prescriptive & Custom	2015	1.5137%	2034	7.568%	2034	7.568%
53	WS	Commercial	Large Commercia	General Large Commercia	HVAC	Air or Water Cooled Chilling Equipment (Chillers	Commercial Prescriptive & Custom	2015	0.4028%	2034	2.014%	2034	2.014%
54	WS	Commercial	Large Commercia	Hospital	HVAC	Air or Water Cooled Chilling Equipment (Chillers	Commercial Prescriptive & Custom	2015	8.4844%	2034	42.422%	2034	42.422%
55	WS	Commercial	Large Commercia	K12 Education	HVAC	Air or Water Cooled Chilling Equipment (Chillers	*N/A	*N/A	*N/A	*N/A	*N/A	*N/A	*N/A
56	WS	Commercial	Large Commercia	Education with Summer Sessions	HVAC	Air or Water Cooled Chilling Equipment (Chillers	Commercial Prescriptive & Custom	2015	4.5232%	2034	22.616%	2034	22.616%
57	WS	Commercial	Large Commercia	Lodging	HVAC	Air or Water Cooled Chilling Equipment (Chillers	Commercial Prescriptive & Custom	2015	7.5105%	2034	37.552%	2034	37.552%
58	WS	Commercial	Large Commercia	General Large Commercia	HVAC	Air or Water Cooled Chilling Equipment (Chillers	Commercial Prescriptive & Custom	2015	4.6807%	2034	23.404%	2034	23.404%
59	WS	Commercial	Large Commercia	Hospital	HVAC	Air or Water Cooled Chilling Equipment (Chillers	Commercial Prescriptive & Custom	2015	3.8469%	2034	19.234%	2034	19.234%
60	WS	Commercial	Large Commercia	Education with Summer Sessions	HVAC	Air or Water Cooled Chilling Equipment (Chillers	Commercial Prescriptive & Custom	2015	1.0729%	2034	5.364%	2034	5.364%

*N/A: Measure did not pass measure level screening and therefore was not included in a program.

MEASURE DESCRIPTION							PROGRAM	PARTICIPATION REFERENCE CASE					
Measure ID	Weather Sensitive	Sector	Sub-Sector	Building Type	End Use	Measure Name	Program	First Year of Participation (So Year)	First Year Participation Rate (So)	Year of Maximum Annual Participation (Smax)	Maximum Annual Participation Rate (Smax)	Final Year of Participation (Fo Year)	Final Year Participation Rate (Fo)
61	WS	Commercial	Large Commercia	Lodging	HVAC	Air or Water Cooled Chilling Equipment (Chillers	Commercial Prescriptive & Custom	2015	3.0034%	2034	15.017%	2034	15.017%
62	WS	Commercial	Large Commercia	General Large Commercia	HVAC	Air or Water Cooled Chilling Equipment (Chillers	Commercial Prescriptive & Custom	2015	1.1501%	2034	5.751%	2034	5.751%
63	WS	Commercial	Large Commercia	Hospital	HVAC	Air or Water Cooled Chilling Equipment (Chillers	Commercial Prescriptive & Custom	2015	5.7335%	2034	28.668%	2034	28.668%
64	WS	Commercial	Large Commercia	Education with Summer Sessions	HVAC	Air or Water Cooled Chilling Equipment (Chillers	Commercial Prescriptive & Custom	2015	2.2174%	2034	11.087%	2034	11.087%
65	WS	Commercial	Large Commercia	Lodging	HVAC	Air or Water Cooled Chilling Equipment (Chillers	Commercial Prescriptive & Custom	2015	4.7692%	2034	23.846%	2034	23.846%
66	WS	Commercial	Large Commercia	General Large Commercia	HVAC	Air or Water Cooled Chilling Equipment (Chillers	Commercial Prescriptive & Custom	2015	2.3350%	2034	11.675%	2034	11.675%
67	NWS	Commercial	Large Commercia	Hospital	HVAC	Variable Speed Drives for HVAC	Commercial Prescriptive & Custom	2015	0.0150%	2034	0.075%	2034	0.075%
68	NWS	Commercial	Large Commercia	Hospital	HVAC	Variable Speed Drives for HVAC	Commercial Prescriptive & Custom	2015	0.0115%	2034	0.058%	2034	0.058%
69	NWS	Commercial	Large Commercia	Hospital	HVAC	Variable Speed Drives for HVAC	Commercial Prescriptive & Custom	2015	0.0147%	2034	0.073%	2034	0.073%
70	NWS	Commercial	Large Commercia	Hospital	HVAC	Variable Speed Drives for HVAC	Commercial Prescriptive & Custom	2015	0.0150%	2034	0.075%	2034	0.075%
71	NWS	Commercial	Large Commercia	K12 Education	HVAC	Variable Speed Drives for HVAC	Commercial Prescriptive & Custom	2015	0.0110%	2034	0.055%	2034	0.055%
72	NWS	Commercial	Large Commercia	K12 Education	HVAC	Variable Speed Drives for HVAC	Commercial Prescriptive & Custom	2015	0.0054%	2034	0.027%	2034	0.027%
73	NWS	Commercial	Large Commercia	K12 Education	HVAC	Variable Speed Drives for HVAC	Commercial Prescriptive & Custom	2015	0.0147%	2034	0.073%	2034	0.073%
74	NWS	Commercial	Large Commercia	K12 Education	HVAC	Variable Speed Drives for HVAC	Commercial Prescriptive & Custom	2015	0.0130%	2034	0.065%	2034	0.065%
75	NWS	Commercial	Large Commercia	Education with Summer Sessions	HVAC	Variable Speed Drives for HVAC	Commercial Prescriptive & Custom	2015	0.0119%	2034	0.059%	2034	0.059%
76	NWS	Commercial	Large Commercia	Education with Summer Sessions	HVAC	Variable Speed Drives for HVAC	Commercial Prescriptive & Custom	2015	0.0062%	2034	0.031%	2034	0.031%
77	NWS	Commercial	Large Commercia	Education with Summer Sessions	HVAC	Variable Speed Drives for HVAC	Commercial Prescriptive & Custom	2015	0.0147%	2034	0.073%	2034	0.073%
78	NWS	Commercial	Large Commercia	Education with Summer Sessions	HVAC	Variable Speed Drives for HVAC	Commercial Prescriptive & Custom	2015	0.0137%	2034	0.069%	2034	0.069%
79	NWS	Commercial	Large Commercia	Lodging	HVAC	Variable Speed Drives for HVAC	Commercial Prescriptive & Custom	2015	0.0127%	2034	0.063%	2034	0.063%
80	NWS	Commercial	Large Commercia	Lodging	HVAC	Variable Speed Drives for HVAC	Commercial Prescriptive & Custom	2015	0.0070%	2034	0.035%	2034	0.035%
81	NWS	Commercial	Large Commercia	Lodging	HVAC	Variable Speed Drives for HVAC	Commercial Prescriptive & Custom	2015	0.0147%	2034	0.073%	2034	0.073%
82	NWS	Commercial	Large Commercia	Lodging	HVAC	Variable Speed Drives for HVAC	Commercial Prescriptive & Custom	2015	0.0144%	2034	0.072%	2034	0.072%
83	NWS	Commercial	Large Commercia	General Large Commercia	HVAC	Variable Speed Drives for HVAC	Commercial Prescriptive & Custom	2015	0.0136%	2034	0.068%	2034	0.068%
84	NWS	Commercial	Large Commercia	General Large Commercia	HVAC	Variable Speed Drives for HVAC	Commercial Prescriptive & Custom	2015	0.0080%	2034	0.040%	2034	0.040%
85	NWS	Commercial	Large Commercia	General Large Commercia	HVAC	Variable Speed Drives for HVAC	Commercial Prescriptive & Custom	2015	0.0147%	2034	0.073%	2034	0.073%
86	NWS	Commercial	Large Commercia	General Large Commercia	HVAC	Variable Speed Drives for HVAC	Commercial Prescriptive & Custom	2015	0.0150%	2034	0.075%	2034	0.075%
87	NWS	Commercial	Small Commercia	All	HVAC	Dual Enthalpy Economize	Commercial Prescriptive & Custom	2015	0.0101%	2034	0.050%	2034	0.050%
88	NWS	Commercial	Large Commercia	All	HVAC	Dual Enthalpy Economize	Commercial Prescriptive & Custom	2015	0.0103%	2034	0.052%	2034	0.052%
89	NWS	Commercial	Small Commercia	All	HVAC	Demand Controlled Ventilatio	Commercial Prescriptive & Custom	2015	0.0110%	2034	0.055%	2034	0.055%
90	NWS	Commercial	Large Commercia	All	HVAC	Demand Controlled Ventilatio	Commercial Prescriptive & Custom	2015	0.0057%	2034	0.028%	2034	0.028%
91	WS	Commercial	Small Commercia	All	HVAC	Ground Source Heatpump	*N/A	*N/A	*N/A	*N/A	*N/A	*N/A	*N/A
92	WS	Commercial	Small Commercia	All	HVAC	AC Tune-Up	Small Business Solutions	2015	0.3726%	2034	1.863%	2034	1.863%
93	NWS	Commercial	Small Commercia	All	HVAC	ctronically Commutated Motors for Refrigeration and HVAC Applica	Small Business Solutions	2015	0.4000%	2034	2.000%	2034	2.000%
94	NWS	Commercial	All	Hospital	Lighting	High Performance T8/T5 with Low-BF Ballas	*N/A	*N/A	*N/A	*N/A	*N/A	*N/A	*N/A
95	NWS	Commercial	All	Hospital	Lighting	High Performance T8/T5 with Low-BF Ballas	*N/A	*N/A	*N/A	*N/A	*N/A	*N/A	*N/A
96	NWS	Commercial	All	Hospital	Lighting	High Performance T8/T5 with Low-BF Ballas	*N/A	*N/A	*N/A	*N/A	*N/A	*N/A	*N/A
97	NWS	Commercial	All	Hospital	Lighting	High Performance T8/T5 with Low-BF Ballas	*N/A	*N/A	*N/A	*N/A	*N/A	*N/A	*N/A
98	NWS	Commercial	All	K12 Education	Lighting	High Performance T8/T5 with Low-BF Ballas	*N/A	*N/A	*N/A	*N/A	*N/A	*N/A	*N/A
99	NWS	Commercial	All	K12 Education	Lighting	High Performance T8/T5 with Low-BF Ballas	*N/A	*N/A	*N/A	*N/A	*N/A	*N/A	*N/A
100	NWS	Commercial	All	K12 Education	Lighting	High Performance T8/T5 with Low-BF Ballas	*N/A	*N/A	*N/A	*N/A	*N/A	*N/A	*N/A
101	NWS	Commercial	All	K12 Education	Lighting	High Performance T8/T5 with Low-BF Ballas	*N/A	*N/A	*N/A	*N/A	*N/A	*N/A	*N/A
102	NWS	Commercial	All	Education with Summer Sessions	Lighting	High Performance T8/T5 with Low-BF Ballas	*N/A	*N/A	*N/A	*N/A	*N/A	*N/A	*N/A
103	NWS	Commercial	All	Education with Summer Sessions	Lighting	High Performance T8/T5 with Low-BF Ballas	*N/A	*N/A	*N/A	*N/A	*N/A	*N/A	*N/A
104	NWS	Commercial	All	Education with Summer Sessions	Lighting	High Performance T8/T5 with Low-BF Ballas	*N/A	*N/A	*N/A	*N/A	*N/A	*N/A	*N/A
105	NWS	Commercial	All	Education with Summer Sessions	Lighting	High Performance T8/T5 with Low-BF Ballas	*N/A	*N/A	*N/A	*N/A	*N/A	*N/A	*N/A
106	NWS	Commercial	All	Lodging	Lighting	High Performance T8/T5 with Low-BF Ballas	*N/A	*N/A	*N/A	*N/A	*N/A	*N/A	*N/A
107	NWS	Commercial	All	Lodging	Lighting	High Performance T8/T5 with Low-BF Ballas	*N/A	*N/A	*N/A	*N/A	*N/A	*N/A	*N/A
108	NWS	Commercial	All	Lodging	Lighting	High Performance T8/T5 with Low-BF Ballas	*N/A	*N/A	*N/A	*N/A	*N/A	*N/A	*N/A
109	NWS	Commercial	All	Lodging	Lighting	High Performance T8/T5 with Low-BF Ballas	*N/A	*N/A	*N/A	*N/A	*N/A	*N/A	*N/A
110	NWS	Commercial	All	General Large Commercia	Lighting	High Performance T8/T5 with Low-BF Ballas	*N/A	*N/A	*N/A	*N/A	*N/A	*N/A	*N/A
111	NWS	Commercial	All	General Large Commercia	Lighting	High Performance T8/T5 with Low-BF Ballas	*N/A	*N/A	*N/A	*N/A	*N/A	*N/A	*N/A
112	NWS	Commercial	All	General Large Commercia	Lighting	High Performance T8/T5 with Low-BF Ballas	*N/A	*N/A	*N/A	*N/A	*N/A	*N/A	*N/A
113	NWS	Commercial	All	General Large Commercia	Lighting	High Performance T8/T5 with Low-BF Ballas	*N/A	*N/A	*N/A	*N/A	*N/A	*N/A	*N/A
114	NWS	Commercial	All	General Small Commercia	Lighting	High Performance T8/T5 with Low-BF Ballas	*N/A	*N/A	*N/A	*N/A	*N/A	*N/A	*N/A
115	NWS	Commercial	All	General Small Commercia	Lighting	High Performance T8/T5 with Low-BF Ballas	*N/A	*N/A	*N/A	*N/A	*N/A	*N/A	*N/A
116	NWS	Commercial	All	General Small Commercia	Lighting	High Performance T8/T5 with Low-BF Ballas	*N/A	*N/A	*N/A	*N/A	*N/A	*N/A	*N/A
117	NWS	Commercial	All	General Small Commercia	Lighting	High Performance T8/T5 with Low-BF Ballas	*N/A	*N/A	*N/A	*N/A	*N/A	*N/A	*N/A
118	NWS	Commercial	All	Hospital	Lighting	Reduced Wattage T8/T5 Lamps	Commercial Prescriptive & Custom	2015	0.8000%	2034	4.000%	2034	4.000%
119	NWS	Commercial	All	K12 Education	Lighting	Reduced Wattage T8/T5 Lamps	Commercial Prescriptive & Custom	2015	0.7429%	2034	3.714%	2034	3.714%
120	NWS	Commercial	All	Education with Summer Sessions	Lighting	Reduced Wattage T8/T5 Lamps	Commercial Prescriptive & Custom	2015	0.7895%	2034	3.948%	2034	3.948%

*N/A: Measure did not pass measure level screening and therefore was not included in a program.

MEASURE DESCRIPTION							PROGRAM	PARTICIPATION REFERENCE CASE					
Measure ID	Weather Sensitive	Sector	Sub-Sector	Building Type	End Use	Measure Name	Program	First Year of Participation (So Year)	First Year Participation Rate (So)	Year of Maximum Annual Participation (Smax)	Maximum Annual Participation Rate (Smax)	Final Year of Participation (Fo Year)	Final Year Participation Rate (Fo)
121	NWS	Commercial	All	Lodging	Lighting	Reduced Wattage T8/T5 Lamps	Commercial Prescriptive & Custom	2015	0.8000%	2034	4.000%	2034	4.000%
122	NWS	Commercial	All	General Large Commercia	Lighting	Reduced Wattage T8/T5 Lamps	Commercial Prescriptive & Custom	2015	0.7967%	2034	3.983%	2034	3.983%
123	NWS	Commercial	All	General Small Commercia	Lighting	Reduced Wattage T8/T5 Lamps	Commercial Prescriptive & Custom	2015	0.8000%	2034	4.000%	2034	4.000%
124	NWS	Commercial	All	Hospital	Lighting	Reduced Wattage T8/T5 Lamps	*N/A	*N/A	*N/A	*N/A	*N/A	*N/A	*N/A
125	NWS	Commercial	All	K12 Education	Lighting	Reduced Wattage T8/T5 Lamps	*N/A	*N/A	*N/A	*N/A	*N/A	*N/A	*N/A
126	NWS	Commercial	All	Education with Summer Sessions	Lighting	Reduced Wattage T8/T5 Lamps	*N/A	*N/A	*N/A	*N/A	*N/A	*N/A	*N/A
127	NWS	Commercial	All	Lodging	Lighting	Reduced Wattage T8/T5 Lamps	*N/A	*N/A	*N/A	*N/A	*N/A	*N/A	*N/A
128	NWS	Commercial	All	General Large Commercia	Lighting	Reduced Wattage T8/T5 Lamps	*N/A	*N/A	*N/A	*N/A	*N/A	*N/A	*N/A
129	NWS	Commercial	All	General Small Commercia	Lighting	Reduced Wattage T8/T5 Lamps	*N/A	*N/A	*N/A	*N/A	*N/A	*N/A	*N/A
130	NWS	Commercial	All	Hospital	Lighting	Linear Florescent Fixture Upgrade	Commercial Prescriptive & Custom	2015	0.4623%	2034	2.312%	2034	2.312%
131	NWS	Commercial	All	K12 Education	Lighting	Linear Florescent Fixture Upgrade	Commercial Prescriptive & Custom	2015	0.1649%	2034	0.824%	2034	0.824%
132	NWS	Commercial	All	Education with Summer Sessions	Lighting	Linear Florescent Fixture Upgrade	Commercial Prescriptive & Custom	2015	0.0890%	2034	0.445%	2034	0.445%
133	NWS	Commercial	All	Lodging	Lighting	Linear Florescent Fixture Upgrade	Commercial Prescriptive & Custom	2015	0.5274%	2034	2.637%	2034	2.637%
134	NWS	Commercial	All	General Large Commercia	Lighting	Linear Florescent Fixture Upgrade	Commercial Prescriptive & Custom	2015	0.2757%	2034	1.378%	2034	1.378%
135	NWS	Commercial	All	General Small Commercia	Lighting	Linear Florescent Fixture Upgrade	Commercial Prescriptive & Custom	2015	0.3195%	2034	1.597%	2034	1.597%
136	NWS	Commercial	All	Hospital	Lighting	Linear Florescent Fixture Upgrade	Commercial Prescriptive & Custom	2015	0.7216%	2034	3.608%	2034	3.608%
137	NWS	Commercial	All	K12 Education	Lighting	Linear Florescent Fixture Upgrade	Commercial Prescriptive & Custom	2015	0.4132%	2034	2.066%	2034	2.066%
138	NWS	Commercial	All	Education with Summer Sessions	Lighting	Linear Florescent Fixture Upgrade	Commercial Prescriptive & Custom	2015	0.5263%	2034	2.632%	2034	2.632%
139	NWS	Commercial	All	Lodging	Lighting	Linear Florescent Fixture Upgrade	Commercial Prescriptive & Custom	2015	0.7749%	2034	3.874%	2034	3.874%
140	NWS	Commercial	All	General Large Commercia	Lighting	Linear Florescent Fixture Upgrade	Commercial Prescriptive & Custom	2015	0.5456%	2034	2.728%	2034	2.728%
141	NWS	Commercial	All	General Small Commercia	Lighting	Linear Florescent Fixture Upgrade	Commercial Prescriptive & Custom	2015	0.5909%	2034	2.955%	2034	2.955%
142	NWS	Commercial	All	Hospital	Lighting	Linear Florescent Fixture Upgrade	Commercial Prescriptive & Custom	2015	0.2504%	2034	1.252%	2034	1.252%
143	NWS	Commercial	All	K12 Education	Lighting	Linear Florescent Fixture Upgrade	Commercial Prescriptive & Custom	2015	0.0465%	2034	0.233%	2034	0.233%
144	NWS	Commercial	All	Education with Summer Sessions	Lighting	Linear Florescent Fixture Upgrade	Commercial Prescriptive & Custom	2015	0.0966%	2034	0.483%	2034	0.483%
145	NWS	Commercial	All	Lodging	Lighting	Linear Florescent Fixture Upgrade	Commercial Prescriptive & Custom	2015	0.3104%	2034	1.552%	2034	1.552%
146	NWS	Commercial	All	General Large Commercia	Lighting	Linear Florescent Fixture Upgrade	Commercial Prescriptive & Custom	2015	0.1076%	2034	0.538%	2034	0.538%
147	NWS	Commercial	All	General Small Commercia	Lighting	Linear Florescent Fixture Upgrade	Commercial Prescriptive & Custom	2015	0.1369%	2034	0.685%	2034	0.685%
148	NWS	Commercial	All	Hospital	Lighting	Linear Florescent Fixture Upgrade	Commercial Prescriptive & Custom	2015	0.5525%	2034	2.762%	2034	2.762%
149	NWS	Commercial	All	K12 Education	Lighting	Linear Florescent Fixture Upgrade	Commercial Prescriptive & Custom	2015	0.2381%	2034	1.191%	2034	1.191%
150	NWS	Commercial	All	Education with Summer Sessions	Lighting	Linear Florescent Fixture Upgrade	Commercial Prescriptive & Custom	2015	0.3431%	2034	1.715%	2034	1.715%
151	NWS	Commercial	All	Lodging	Lighting	Linear Florescent Fixture Upgrade	Commercial Prescriptive & Custom	2015	0.6151%	2034	3.076%	2034	3.076%
152	NWS	Commercial	All	General Large Commercia	Lighting	Linear Florescent Fixture Upgrade	Commercial Prescriptive & Custom	2015	0.3622%	2034	1.811%	2034	1.811%
153	NWS	Commercial	All	General Small Commercia	Lighting	Linear Florescent Fixture Upgrade	Commercial Prescriptive & Custom	2015	0.4086%	2034	2.043%	2034	2.043%
154	NWS	Commercial	All	Hospital	Lighting	Commercial Standard CFL	*N/A	*N/A	*N/A	*N/A	*N/A	*N/A	*N/A
155	NWS	Commercial	All	Hospital	Lighting	Commercial Standard CFL	*N/A	*N/A	*N/A	*N/A	*N/A	*N/A	*N/A
156	NWS	Commercial	All	K12 Education	Lighting	Commercial Standard CFL	*N/A	*N/A	*N/A	*N/A	*N/A	*N/A	*N/A
157	NWS	Commercial	All	K12 Education	Lighting	Commercial Standard CFL	*N/A	*N/A	*N/A	*N/A	*N/A	*N/A	*N/A
158	NWS	Commercial	All	Education with Summer Sessions	Lighting	Commercial Standard CFL	*N/A	*N/A	*N/A	*N/A	*N/A	*N/A	*N/A
159	NWS	Commercial	All	Education with Summer Sessions	Lighting	Commercial Standard CFL	*N/A	*N/A	*N/A	*N/A	*N/A	*N/A	*N/A
160	NWS	Commercial	All	Lodging	Lighting	Commercial Standard CFL	Commercial Prescriptive & Custom	2015	0.6000%	2034	3.000%	2034	3.000%
161	NWS	Commercial	All	Lodging	Lighting	Commercial Standard CFL	Commercial Prescriptive & Custom	2015	0.6000%	2034	3.000%	2034	3.000%
162	NWS	Commercial	All	General Large Commercia	Lighting	Commercial Standard CFL	*N/A	*N/A	*N/A	*N/A	*N/A	*N/A	*N/A
163	NWS	Commercial	All	General Large Commercia	Lighting	Commercial Standard CFL	*N/A	*N/A	*N/A	*N/A	*N/A	*N/A	*N/A
164	NWS	Commercial	All	General Small Commercia	Lighting	Commercial Standard CFL	*N/A	*N/A	*N/A	*N/A	*N/A	*N/A	*N/A
165	NWS	Commercial	All	General Small Commercia	Lighting	Commercial Standard CFL	*N/A	*N/A	*N/A	*N/A	*N/A	*N/A	*N/A
166	NWS	Commercial	All	Hospital	Lighting	LED Bulbs	Commercial Prescriptive & Custom	2015	2.4994%	2020	4.965%	2020	4.965%
167	NWS	Commercial	All	Hospital	Lighting	LED Bulbs	Commercial Prescriptive & Custom	2015	1.4000%	2034	7.000%	2034	7.000%
168	NWS	Commercial	All	K12 Education	Lighting	LED Bulbs	Commercial Prescriptive & Custom	2015	2.1263%	2020	4.224%	2020	4.224%
169	NWS	Commercial	All	K12 Education	Lighting	LED Bulbs	Commercial Prescriptive & Custom	2015	1.3921%	2034	6.960%	2034	6.960%
170	NWS	Commercial	All	Education with Summer Sessions	Lighting	LED Bulbs	Commercial Prescriptive & Custom	2015	2.2181%	2020	4.406%	2020	4.406%
171	NWS	Commercial	All	Education with Summer Sessions	Lighting	LED Bulbs	Commercial Prescriptive & Custom	2015	1.4000%	2034	7.000%	2034	7.000%
172	NWS	Commercial	All	Lodging	Lighting	LED Bulbs	Commercial Prescriptive & Custom	2015	2.1263%	2020	4.224%	2020	4.224%
173	NWS	Commercial	All	Lodging	Lighting	LED Bulbs	Commercial Prescriptive & Custom	2015	1.4000%	2034	7.000%	2034	7.000%
174	NWS	Commercial	All	General Large Commercia	Lighting	LED Bulbs	Commercial Prescriptive & Custom	2015	2.2485%	2020	4.467%	2020	4.467%
175	NWS	Commercial	All	General Large Commercia	Lighting	LED Bulbs	Commercial Prescriptive & Custom	2015	1.4000%	2034	7.000%	2034	7.000%
176	NWS	Commercial	All	General Small Commercia	Lighting	LED Bulbs	Commercial Prescriptive & Custom	2015	2.3174%	2020	4.604%	2020	4.604%
177	NWS	Commercial	All	General Small Commercia	Lighting	LED Bulbs	Commercial Prescriptive & Custom	2015	1.4000%	2034	7.000%	2034	7.000%
178	NWS	Commercial	Large Commercia	All	Lighting	Efficient High Bay Lighting	Commercial Prescriptive & Custom	2015	0.1171%	2034	0.585%	2034	0.585%
179	NWS	Commercial	Small Commercia	All	Lighting	Efficient High Bay Lighting	Commercial Prescriptive & Custom	2015	0.1610%	2034	0.805%	2034	0.805%
180	NWS	Commercial	Large Commercia	All	Lighting	Efficient High Bay Lighting	Commercial Prescriptive & Custom	2015	0.1932%	2034	0.966%	2034	0.966%

*N/A: Measure did not pass measure level screening and therefore was not included in a program.

MEASURE DESCRIPTION							PROGRAM	PARTICIPATION REFERENCE CASE					
Measure ID	Weather Sensitive	Sector	Sub-Sector	Building Type	End Use	Measure Name	Program	First Year of Participation (So Year)	First Year Participation Rate (So)	Year of Maximum Annual Participation (Smax)	Maximum Annual Participation Rate (Smax)	Final Year of Participation (Fo Year)	Final Year Participation Rate (Fo)
181	NWS	Commercial	Small Commercia	All	Lighting	Efficient High Bay Lighting	Commercial Prescriptive & Custorr	2015	0.2188%	2034	1.094%	2034	1.094%
182	NWS	Commercial	Large Commercia	All	Lighting	Efficient High Bay Lighting	Commercial Prescriptive & Custorr	2015	0.2249%	2034	1.125%	2034	1.125%
183	NWS	Commercial	Small Commercia	All	Lighting	Efficient High Bay Lighting	Commercial Prescriptive & Custorr	2015	0.2501%	2034	1.251%	2034	1.251%
184	NWS	Commercial	Large Commercia	All	Lighting	Efficient High Bay Lighting	Commercial Prescriptive & Custorr	2015	0.3086%	2034	1.543%	2034	1.543%
185	NWS	Commercial	Small Commercia	All	Lighting	Efficient High Bay Lighting	Commercial Prescriptive & Custorr	2015	0.3305%	2034	1.652%	2034	1.652%
186	NWS	Commercial	Large Commercia	All	Lighting	Efficient High Bay Lighting	Commercial Prescriptive & Custorr	2015	0.2048%	2034	1.024%	2034	1.024%
187	NWS	Commercial	Small Commercia	All	Lighting	Efficient High Bay Lighting	Commercial Prescriptive & Custorr	2015	0.2510%	2034	1.255%	2034	1.255%
188	NWS	Commercial	Large Commercia	All	Lighting	Efficient High Bay Lighting	Commercial Prescriptive & Custorr	2015	0.0863%	2034	0.431%	2034	0.431%
189	NWS	Commercial	Small Commercia	All	Lighting	Efficient High Bay Lighting	Commercial Prescriptive & Custorr	2015	0.1264%	2034	0.632%	2034	0.632%
190	NWS	Commercial	Large Commercia	All	Lighting	Lighting Controls	Commercial Prescriptive & Custorr	2015	0.1448%	2034	0.724%	2034	0.724%
191	NWS	Commercial	Large Commercia	All	Lighting	Lighting Controls	Commercial Prescriptive & Custorr	2015	0.1122%	2034	0.561%	2034	0.561%
192	NWS	Commercial	Large Commercia	All	Lighting	Lighting Controls	Commercial Prescriptive & Custorr	2015	0.0522%	2034	0.261%	2034	0.261%
193	NWS	Commercial	Large Commercia	All	Lighting	Lighting Controls	Commercial Prescriptive & Custorr	2015	0.1448%	2034	0.724%	2034	0.724%
194	NWS	Commercial	Large Commercia	All	Lighting	Lighting Controls	Commercial Prescriptive & Custorr	2015	0.1646%	2034	0.823%	2034	0.823%
195	NWS	Commercial	Large Commercia	All	Lighting	Lighting Controls	Commercial Prescriptive & Custorr	2015	0.1558%	2034	0.779%	2034	0.779%
196	NWS	Commercial	Large Commercia	All	Lighting	Lighting Controls	Commercial Prescriptive & Custorr	2015	0.1558%	2034	0.779%	2034	0.779%
197	NWS	Commercial	Small Commercia	All	Lighting	Lighting Controls	Commercial Prescriptive & Custorr	2015	0.1609%	2034	0.805%	2034	0.805%
198	NWS	Commercial	Small Commercia	All	Lighting	Lighting Controls	Commercial Prescriptive & Custorr	2015	0.1314%	2034	0.657%	2034	0.657%
199	NWS	Commercial	Small Commercia	All	Lighting	Lighting Controls	Commercial Prescriptive & Custorr	2015	0.0716%	2034	0.358%	2034	0.358%
200	NWS	Commercial	Small Commercia	All	Lighting	Lighting Controls	Commercial Prescriptive & Custorr	2015	0.1609%	2034	0.805%	2034	0.805%
201	NWS	Commercial	Small Commercia	All	Lighting	Lighting Controls	Commercial Prescriptive & Custorr	2015	0.1781%	2034	0.891%	2034	0.891%
202	NWS	Commercial	Small Commercia	All	Lighting	Lighting Controls	Commercial Prescriptive & Custorr	2015	0.1705%	2034	0.853%	2034	0.853%
203	NWS	Commercial	Small Commercia	All	Lighting	Lighting Controls	Commercial Prescriptive & Custorr	2015	0.1705%	2034	0.853%	2034	0.853%
204	NWS	Commercial	Small Commercia	All	Lighting	LED Exit Signs	Commercial Prescriptive & Custorr	2015	0.3183%	2034	1.592%	2034	1.592%
205	NWS	Commercial	All	Hospital	Refrigeration	cally Commutated Motors (ECM) for Walk-in and Reach-in Cooler	Commercial Prescriptive & Custorr	2015	0.5582%	2034	2.791%	2034	2.791%
206	NWS	Commercial	All	K12 Education	Refrigeration	cally Commutated Motors (ECM) for Walk-in and Reach-in Cooler	Commercial Prescriptive & Custorr	2015	0.5582%	2034	2.791%	2034	2.791%
207	NWS	Commercial	All	Education with Summer Sessions	Refrigeration	cally Commutated Motors (ECM) for Walk-in and Reach-in Cooler	Commercial Prescriptive & Custorr	2015	0.5582%	2034	2.791%	2034	2.791%
208	NWS	Commercial	All	Lodging	Refrigeration	cally Commutated Motors (ECM) for Walk-in and Reach-in Cooler	Commercial Prescriptive & Custorr	2015	0.5582%	2034	2.791%	2034	2.791%
209	NWS	Commercial	All	Food Sales	Refrigeration	cally Commutated Motors (ECM) for Walk-in and Reach-in Cooler	Commercial Prescriptive & Custorr	2015	0.5509%	2034	2.755%	2034	2.755%
210	NWS	Commercial	All	Restaurant	Refrigeration	cally Commutated Motors (ECM) for Walk-in and Reach-in Cooler	Commercial Prescriptive & Custorr	2015	0.5582%	2034	2.791%	2034	2.791%
211	NWS	Commercial	All	Hospital	Refrigeration	ENERGY STAR Solid Door Refrigerato	Commercial Prescriptive & Custorr	2015	0.5720%	2034	2.860%	2034	2.860%
212	NWS	Commercial	All	Hospital	Refrigeration	ENERGY STAR Solid Door Refrigerato	Commercial Prescriptive & Custorr	2015	0.6000%	2034	3.000%	2034	3.000%
213	NWS	Commercial	All	Hospital	Refrigeration	ENERGY STAR Solid Door Refrigerato	Commercial Prescriptive & Custorr	2015	0.6000%	2034	3.000%	2034	3.000%
214	NWS	Commercial	All	Hospital	Refrigeration	ENERGY STAR Solid Door Refrigerato	Commercial Prescriptive & Custorr	2015	0.6000%	2034	3.000%	2034	3.000%
215	NWS	Commercial	All	Hospital	Refrigeration	ENERGY STAR Solid Door Freeze	Commercial Prescriptive & Custorr	2015	0.6000%	2034	3.000%	2034	3.000%
216	NWS	Commercial	All	Hospital	Refrigeration	ENERGY STAR Solid Door Freeze	Commercial Prescriptive & Custorr	2015	0.6000%	2034	3.000%	2034	3.000%
217	NWS	Commercial	All	Hospital	Refrigeration	ENERGY STAR Solid Door Freeze	Commercial Prescriptive & Custorr	2015	0.6000%	2034	3.000%	2034	3.000%
218	NWS	Commercial	All	Hospital	Refrigeration	ENERGY STAR Solid Door Freeze	Commercial Prescriptive & Custorr	2015	0.6000%	2034	3.000%	2034	3.000%
219	NWS	Commercial	All	K12 Education	Refrigeration	ENERGY STAR Solid Door Refrigerato	Commercial Prescriptive & Custorr	2015	0.5720%	2034	2.860%	2034	2.860%
220	NWS	Commercial	All	K12 Education	Refrigeration	ENERGY STAR Solid Door Refrigerato	Commercial Prescriptive & Custorr	2015	0.6000%	2034	3.000%	2034	3.000%
221	NWS	Commercial	All	K12 Education	Refrigeration	ENERGY STAR Solid Door Refrigerato	Commercial Prescriptive & Custorr	2015	0.6000%	2034	3.000%	2034	3.000%
222	NWS	Commercial	All	K12 Education	Refrigeration	ENERGY STAR Solid Door Refrigerato	Commercial Prescriptive & Custorr	2015	0.6000%	2034	3.000%	2034	3.000%
223	NWS	Commercial	All	K12 Education	Refrigeration	ENERGY STAR Solid Door Freeze	Commercial Prescriptive & Custorr	2015	0.6000%	2034	3.000%	2034	3.000%
224	NWS	Commercial	All	K12 Education	Refrigeration	ENERGY STAR Solid Door Freeze	Commercial Prescriptive & Custorr	2015	0.6000%	2034	3.000%	2034	3.000%
225	NWS	Commercial	All	K12 Education	Refrigeration	ENERGY STAR Solid Door Freeze	Commercial Prescriptive & Custorr	2015	0.6000%	2034	3.000%	2034	3.000%
226	NWS	Commercial	All	K12 Education	Refrigeration	ENERGY STAR Solid Door Freeze	Commercial Prescriptive & Custorr	2015	0.6000%	2034	3.000%	2034	3.000%
227	NWS	Commercial	All	Education with Summer Sessions	Refrigeration	ENERGY STAR Solid Door Refrigerato	Commercial Prescriptive & Custorr	2015	0.5720%	2034	2.860%	2034	2.860%
228	NWS	Commercial	All	Education with Summer Sessions	Refrigeration	ENERGY STAR Solid Door Refrigerato	Commercial Prescriptive & Custorr	2015	0.6000%	2034	3.000%	2034	3.000%
229	NWS	Commercial	All	Education with Summer Sessions	Refrigeration	ENERGY STAR Solid Door Refrigerato	Commercial Prescriptive & Custorr	2015	0.6000%	2034	3.000%	2034	3.000%
230	NWS	Commercial	All	Education with Summer Sessions	Refrigeration	ENERGY STAR Solid Door Refrigerato	Commercial Prescriptive & Custorr	2015	0.6000%	2034	3.000%	2034	3.000%
231	NWS	Commercial	All	Education with Summer Sessions	Refrigeration	ENERGY STAR Solid Door Freeze	Commercial Prescriptive & Custorr	2015	0.6000%	2034	3.000%	2034	3.000%
232	NWS	Commercial	All	Education with Summer Sessions	Refrigeration	ENERGY STAR Solid Door Freeze	Commercial Prescriptive & Custorr	2015	0.6000%	2034	3.000%	2034	3.000%
233	NWS	Commercial	All	Education with Summer Sessions	Refrigeration	ENERGY STAR Solid Door Freeze	Commercial Prescriptive & Custorr	2015	0.6000%	2034	3.000%	2034	3.000%
234	NWS	Commercial	All	Education with Summer Sessions	Refrigeration	ENERGY STAR Solid Door Freeze	Commercial Prescriptive & Custorr	2015	0.6000%	2034	3.000%	2034	3.000%
235	NWS	Commercial	All	Lodging	Refrigeration	ENERGY STAR Solid Door Refrigerato	Commercial Prescriptive & Custorr	2015	0.5720%	2034	2.860%	2034	2.860%
236	NWS	Commercial	All	Lodging	Refrigeration	ENERGY STAR Solid Door Refrigerato	Commercial Prescriptive & Custorr	2015	0.6000%	2034	3.000%	2034	3.000%
237	NWS	Commercial	All	Lodging	Refrigeration	ENERGY STAR Solid Door Refrigerato	Commercial Prescriptive & Custorr	2015	0.6000%	2034	3.000%	2034	3.000%
238	NWS	Commercial	All	Lodging	Refrigeration	ENERGY STAR Solid Door Refrigerato	Commercial Prescriptive & Custorr	2015	0.6000%	2034	3.000%	2034	3.000%
239	NWS	Commercial	All	Lodging	Refrigeration	ENERGY STAR Solid Door Freeze	Commercial Prescriptive & Custorr	2015	0.6000%	2034	3.000%	2034	3.000%
240	NWS	Commercial	All	Lodging	Refrigeration	ENERGY STAR Solid Door Freeze	Commercial Prescriptive & Custorr	2015	0.6000%	2034	3.000%	2034	3.000%

*N/A: Measure did not pass measure level screening and therefore was not included in a program.

MEASURE DESCRIPTION							PROGRAM	PARTICIPATION REFERENCE CASE					
Measure ID	Weather Sensitive	Sector	Sub-Sector	Building Type	End Use	Measure Name	Program	First Year of Participation (So Year)	First Year Participation Rate (So)	Year of Maximum Annual Participation (Smax)	Maximum Annual Participation Rate (Smax)	Final Year of Participation (Fo Year)	Final Year Participation Rate (Fo)
241	NWS	Commercial	All	Lodging	Refrigeration	ENERGY STAR Solid Door Freeze	Commercial Prescriptive & Custom	2015	0.6000%	2034	3.000%	2034	3.000%
242	NWS	Commercial	All	Lodging	Refrigeration	ENERGY STAR Solid Door Freeze	Commercial Prescriptive & Custom	2015	0.6000%	2034	3.000%	2034	3.000%
243	NWS	Commercial	All	Food Sales	Refrigeration	ENERGY STAR Solid Door Refrigerato	Commercial Prescriptive & Custom	2015	0.5720%	2034	2.860%	2034	2.860%
244	NWS	Commercial	All	Food Sales	Refrigeration	ENERGY STAR Solid Door Refrigerato	Commercial Prescriptive & Custom	2015	0.6000%	2034	3.000%	2034	3.000%
245	NWS	Commercial	All	Food Sales	Refrigeration	ENERGY STAR Solid Door Refrigerato	Commercial Prescriptive & Custom	2015	0.6000%	2034	3.000%	2034	3.000%
246	NWS	Commercial	All	Food Sales	Refrigeration	ENERGY STAR Solid Door Refrigerato	Commercial Prescriptive & Custom	2015	0.6000%	2034	3.000%	2034	3.000%
247	NWS	Commercial	All	Food Sales	Refrigeration	ENERGY STAR Solid Door Freeze	Commercial Prescriptive & Custom	2015	0.6000%	2034	3.000%	2034	3.000%
248	NWS	Commercial	All	Food Sales	Refrigeration	ENERGY STAR Solid Door Freeze	Commercial Prescriptive & Custom	2015	0.6000%	2034	3.000%	2034	3.000%
249	NWS	Commercial	All	Food Sales	Refrigeration	ENERGY STAR Solid Door Freeze	Commercial Prescriptive & Custom	2015	0.6000%	2034	3.000%	2034	3.000%
250	NWS	Commercial	All	Food Sales	Refrigeration	ENERGY STAR Solid Door Freeze	Commercial Prescriptive & Custom	2015	0.6000%	2034	3.000%	2034	3.000%
251	NWS	Commercial	All	Restaurant	Refrigeration	ENERGY STAR Solid Door Refrigerato	Commercial Prescriptive & Custom	2015	0.5720%	2034	2.860%	2034	2.860%
252	NWS	Commercial	All	Restaurant	Refrigeration	ENERGY STAR Solid Door Refrigerato	Commercial Prescriptive & Custom	2015	0.6000%	2034	3.000%	2034	3.000%
253	NWS	Commercial	All	Restaurant	Refrigeration	ENERGY STAR Solid Door Refrigerato	Commercial Prescriptive & Custom	2015	0.6000%	2034	3.000%	2034	3.000%
254	NWS	Commercial	All	Restaurant	Refrigeration	ENERGY STAR Solid Door Refrigerato	Commercial Prescriptive & Custom	2015	0.6000%	2034	3.000%	2034	3.000%
255	NWS	Commercial	All	Restaurant	Refrigeration	ENERGY STAR Solid Door Freeze	Commercial Prescriptive & Custom	2015	0.6000%	2034	3.000%	2034	3.000%
256	NWS	Commercial	All	Restaurant	Refrigeration	ENERGY STAR Solid Door Freeze	Commercial Prescriptive & Custom	2015	0.6000%	2034	3.000%	2034	3.000%
257	NWS	Commercial	All	Restaurant	Refrigeration	ENERGY STAR Solid Door Freeze	Commercial Prescriptive & Custom	2015	0.6000%	2034	3.000%	2034	3.000%
258	NWS	Commercial	All	Restaurant	Refrigeration	ENERGY STAR Solid Door Freeze	Commercial Prescriptive & Custom	2015	0.6000%	2034	3.000%	2034	3.000%
259	NWS	Commercial	All	Hospital	Refrigeration	Vending Machine Occupancy Control	Commercial Prescriptive & Custom	2015	0.5707%	2034	2.854%	2034	2.854%
260	NWS	Commercial	All	Hospital	Refrigeration	Vending Machine Occupancy Control	Commercial Prescriptive & Custom	2015	0.5061%	2034	2.530%	2034	2.530%
261	NWS	Commercial	All	Hospital	Refrigeration	Vending Machine Occupancy Control	Commercial Prescriptive & Custom	2015	0.4620%	2034	2.310%	2034	2.310%
262	NWS	Commercial	All	K12 Education	Refrigeration	Vending Machine Occupancy Control	Commercial Prescriptive & Custom	2015	0.5707%	2034	2.854%	2034	2.854%
263	NWS	Commercial	All	K12 Education	Refrigeration	Vending Machine Occupancy Control	Commercial Prescriptive & Custom	2015	0.5061%	2034	2.530%	2034	2.530%
264	NWS	Commercial	All	K12 Education	Refrigeration	Vending Machine Occupancy Control	Commercial Prescriptive & Custom	2015	0.4620%	2034	2.310%	2034	2.310%
265	NWS	Commercial	All	Education with Summer Sessions	Refrigeration	Vending Machine Occupancy Control	Commercial Prescriptive & Custom	2015	0.5707%	2034	2.854%	2034	2.854%
266	NWS	Commercial	All	Education with Summer Sessions	Refrigeration	Vending Machine Occupancy Control	Commercial Prescriptive & Custom	2015	0.5061%	2034	2.530%	2034	2.530%
267	NWS	Commercial	All	Education with Summer Sessions	Refrigeration	Vending Machine Occupancy Control	Commercial Prescriptive & Custom	2015	0.4620%	2034	2.310%	2034	2.310%
268	NWS	Commercial	All	Lodging	Refrigeration	Vending Machine Occupancy Control	Commercial Prescriptive & Custom	2015	0.5707%	2034	2.854%	2034	2.854%
269	NWS	Commercial	All	Lodging	Refrigeration	Vending Machine Occupancy Control	Commercial Prescriptive & Custom	2015	0.5061%	2034	2.530%	2034	2.530%
270	NWS	Commercial	All	Lodging	Refrigeration	Vending Machine Occupancy Control	Commercial Prescriptive & Custom	2015	0.4620%	2034	2.310%	2034	2.310%
271	NWS	Commercial	All	Food Sales	Refrigeration	Vending Machine Occupancy Control	Commercial Prescriptive & Custom	2015	0.5707%	2034	2.854%	2034	2.854%
272	NWS	Commercial	All	Food Sales	Refrigeration	Vending Machine Occupancy Control	Commercial Prescriptive & Custom	2015	0.5061%	2034	2.530%	2034	2.530%
273	NWS	Commercial	All	Food Sales	Refrigeration	Vending Machine Occupancy Control	Commercial Prescriptive & Custom	2015	0.4620%	2034	2.310%	2034	2.310%
274	NWS	Commercial	All	Restaurant	Refrigeration	Vending Machine Occupancy Control	Commercial Prescriptive & Custom	2015	0.5707%	2034	2.854%	2034	2.854%
275	NWS	Commercial	All	Restaurant	Refrigeration	Vending Machine Occupancy Control	Commercial Prescriptive & Custom	2015	0.5061%	2034	2.530%	2034	2.530%
276	NWS	Commercial	All	Restaurant	Refrigeration	Vending Machine Occupancy Control	Commercial Prescriptive & Custom	2015	0.4620%	2034	2.310%	2034	2.310%
277	NWS	Commercial	All	Hospital	Refrigeration	Automatic Door Closer for Walk-in Coolers and Freezer	Commercial Prescriptive & Custom	2015	0.5055%	2034	2.527%	2034	2.527%
278	NWS	Commercial	All	Hospital	Refrigeration	Automatic Door Closer for Walk-in Coolers and Freezer	Commercial Prescriptive & Custom	2015	0.6000%	2034	3.000%	2034	3.000%
279	NWS	Commercial	All	K12 Education	Refrigeration	Automatic Door Closer for Walk-in Coolers and Freezer	Commercial Prescriptive & Custom	2015	0.5055%	2034	2.527%	2034	2.527%
280	NWS	Commercial	All	K12 Education	Refrigeration	Automatic Door Closer for Walk-in Coolers and Freezer	Commercial Prescriptive & Custom	2015	0.6000%	2034	3.000%	2034	3.000%
281	NWS	Commercial	All	Education with Summer Sessions	Refrigeration	Automatic Door Closer for Walk-in Coolers and Freezer	Commercial Prescriptive & Custom	2015	0.5055%	2034	2.527%	2034	2.527%
282	NWS	Commercial	All	Education with Summer Sessions	Refrigeration	Automatic Door Closer for Walk-in Coolers and Freezer	Commercial Prescriptive & Custom	2015	0.6000%	2034	3.000%	2034	3.000%
283	NWS	Commercial	All	Lodging	Refrigeration	Automatic Door Closer for Walk-in Coolers and Freezer	Commercial Prescriptive & Custom	2015	0.5055%	2034	2.527%	2034	2.527%
284	NWS	Commercial	All	Lodging	Refrigeration	Automatic Door Closer for Walk-in Coolers and Freezer	Commercial Prescriptive & Custom	2015	0.6000%	2034	3.000%	2034	3.000%
285	NWS	Commercial	All	Food Sales	Refrigeration	Automatic Door Closer for Walk-in Coolers and Freezer	Commercial Prescriptive & Custom	2015	0.5055%	2034	2.527%	2034	2.527%
286	NWS	Commercial	All	Food Sales	Refrigeration	Automatic Door Closer for Walk-in Coolers and Freezer	Commercial Prescriptive & Custom	2015	0.6000%	2034	3.000%	2034	3.000%
287	NWS	Commercial	All	Restaurant	Refrigeration	Automatic Door Closer for Walk-in Coolers and Freezer	Commercial Prescriptive & Custom	2015	0.5055%	2034	2.527%	2034	2.527%
288	NWS	Commercial	All	Restaurant	Refrigeration	Automatic Door Closer for Walk-in Coolers and Freezer	Commercial Prescriptive & Custom	2015	0.6000%	2034	3.000%	2034	3.000%
289	NWS	Commercial	All	Food Sales	Refrigeration	Door Heater Controls for Cooler or Freeze	Commercial Prescriptive & Custom	2015	0.5635%	2034	2.817%	2034	2.817%
290	NWS	Commercial	All	Food Sales	Refrigeration	Door Heater Controls for Cooler or Freeze	Commercial Prescriptive & Custom	2015	0.3949%	2034	1.975%	2034	1.975%
291	NWS	Commercial	All	Food Sales	Refrigeration	Door Heater Controls for Cooler or Freeze	Commercial Prescriptive & Custom	2015	0.3949%	2034	1.975%	2034	1.975%
292	NWS	Commercial	All	Food Sales	Refrigeration	Door Heater Controls for Cooler or Freeze	Commercial Prescriptive & Custom	2015	0.6000%	2034	3.000%	2034	3.000%
293	NWS	Commercial	All	Food Sales	Refrigeration	Door Heater Controls for Cooler or Freeze	Commercial Prescriptive & Custom	2015	0.5296%	2034	2.648%	2034	2.648%
294	NWS	Commercial	All	Food Sales	Refrigeration	Door Heater Controls for Cooler or Freeze	Commercial Prescriptive & Custom	2015	0.5296%	2034	2.648%	2034	2.648%
295	NWS	Commercial	All	Restaurant	Refrigeration	Door Heater Controls for Cooler or Freeze	Commercial Prescriptive & Custom	2015	0.5635%	2034	2.817%	2034	2.817%
296	NWS	Commercial	All	Restaurant	Refrigeration	Door Heater Controls for Cooler or Freeze	Commercial Prescriptive & Custom	2015	0.3949%	2034	1.975%	2034	1.975%
297	NWS	Commercial	All	Restaurant	Refrigeration	Door Heater Controls for Cooler or Freeze	Commercial Prescriptive & Custom	2015	0.3949%	2034	1.975%	2034	1.975%
298	NWS	Commercial	All	Restaurant	Refrigeration	Door Heater Controls for Cooler or Freeze	Commercial Prescriptive & Custom	2015	0.6000%	2034	3.000%	2034	3.000%
299	NWS	Commercial	All	Restaurant	Refrigeration	Door Heater Controls for Cooler or Freeze	Commercial Prescriptive & Custom	2015	0.5296%	2034	2.648%	2034	2.648%
300	NWS	Commercial	All	Restaurant	Refrigeration	Door Heater Controls for Cooler or Freeze	Commercial Prescriptive & Custom	2015	0.5296%	2034	2.648%	2034	2.648%

*N/A: Measure did not pass measure level screening and therefore was not included in a program.

MEASURE DESCRIPTION							PROGRAM	PARTICIPATION REFERENCE CASE					
Measure ID	Weather Sensitive	Sector	Sub-Sector	Building Type	End Use	Measure Name	Program	First Year of Participation (So Year)	First Year Participation Rate (So)	Year of Maximum Annual Participation (Smax)	Maximum Annual Participation Rate (Smax)	Final Year of Participation (Fo Year)	Final Year Participation Rate (Fo)
301	NWS	Commercial	All	Hospital	Refrigeration	Evaporator Fan Contro	Commercial Prescriptive & Custom	2015	0.1891%	2034	0.945%	2034	0.945%
302	NWS	Commercial	All	K12 Education	Refrigeration	Evaporator Fan Contro	Commercial Prescriptive & Custom	2015	0.1891%	2034	0.945%	2034	0.945%
303	NWS	Commercial	All	Education with Summer Sessions	Refrigeration	Evaporator Fan Contro	Commercial Prescriptive & Custom	2015	0.1891%	2034	0.945%	2034	0.945%
304	NWS	Commercial	All	Lodging	Refrigeration	Evaporator Fan Contro	Commercial Prescriptive & Custom	2015	0.1891%	2034	0.945%	2034	0.945%
305	NWS	Commercial	All	Food Sales	Refrigeration	Evaporator Fan Contro	Commercial Prescriptive & Custom	2015	0.1891%	2034	0.945%	2034	0.945%
306	NWS	Commercial	All	Restaurant	Refrigeration	Evaporator Fan Contro	Commercial Prescriptive & Custom	2015	0.1891%	2034	0.945%	2034	0.945%
307	NWS	Commercial	All	Hospital	Refrigeration	Strip Curtain for Walk-in Coolers and Freezers	Commercial Prescriptive & Custom	2015	0.5906%	2034	2.953%	2034	2.953%
308	NWS	Commercial	All	Hospital	Refrigeration	Strip Curtain for Walk-in Coolers and Freezers	*N/A	*N/A	*N/A	*N/A	*N/A	*N/A	*N/A
309	NWS	Commercial	All	K12 Education	Refrigeration	Strip Curtain for Walk-in Coolers and Freezers	Commercial Prescriptive & Custom	2015	0.5906%	2034	2.953%	2034	2.953%
310	NWS	Commercial	All	K12 Education	Refrigeration	Strip Curtain for Walk-in Coolers and Freezers	*N/A	*N/A	*N/A	*N/A	*N/A	*N/A	*N/A
311	NWS	Commercial	All	Education with Summer Sessions	Refrigeration	Strip Curtain for Walk-in Coolers and Freezers	Commercial Prescriptive & Custom	2015	0.5906%	2034	2.953%	2034	2.953%
312	NWS	Commercial	All	Education with Summer Sessions	Refrigeration	Strip Curtain for Walk-in Coolers and Freezers	*N/A	*N/A	*N/A	*N/A	*N/A	*N/A	*N/A
313	NWS	Commercial	All	Lodging	Refrigeration	Strip Curtain for Walk-in Coolers and Freezers	Commercial Prescriptive & Custom	2015	0.5906%	2034	2.953%	2034	2.953%
314	NWS	Commercial	All	Lodging	Refrigeration	Strip Curtain for Walk-in Coolers and Freezers	*N/A	*N/A	*N/A	*N/A	*N/A	*N/A	*N/A
315	NWS	Commercial	All	Food Sales	Refrigeration	Strip Curtain for Walk-in Coolers and Freezers	Commercial Prescriptive & Custom	2015	0.5906%	2034	2.953%	2034	2.953%
316	NWS	Commercial	All	Food Sales	Refrigeration	Strip Curtain for Walk-in Coolers and Freezers	*N/A	*N/A	*N/A	*N/A	*N/A	*N/A	*N/A
317	NWS	Commercial	All	Restaurant	Refrigeration	Strip Curtain for Walk-in Coolers and Freezers	Commercial Prescriptive & Custom	2015	0.5906%	2034	2.953%	2034	2.953%
318	NWS	Commercial	All	Restaurant	Refrigeration	Strip Curtain for Walk-in Coolers and Freezers	*N/A	*N/A	*N/A	*N/A	*N/A	*N/A	*N/A
319	NWS	Commercial	All	Hospital	Food Services Equipmen	ENERGY STAR Dishwasher	Commercial Prescriptive & Custom	2015	0.6000%	2034	3.000%	2034	3.000%
320	NWS	Commercial	All	Hospital	Food Services Equipmen	ENERGY STAR Dishwasher	*N/A	*N/A	*N/A	*N/A	*N/A	*N/A	*N/A
321	NWS	Commercial	All	Hospital	Food Services Equipmen	ENERGY STAR Dishwasher	*N/A	*N/A	*N/A	*N/A	*N/A	*N/A	*N/A
322	NWS	Commercial	All	Hospital	Food Services Equipmen	ENERGY STAR Dishwasher	Commercial Prescriptive & Custom	2015	0.6000%	2034	3.000%	2034	3.000%
323	NWS	Commercial	All	Hospital	Food Services Equipmen	ENERGY STAR Dishwasher	Commercial Prescriptive & Custom	2015	0.6000%	2034	3.000%	2034	3.000%
324	NWS	Commercial	All	Hospital	Food Services Equipmen	ENERGY STAR Dishwasher	Commercial Prescriptive & Custom	2015	0.6000%	2034	3.000%	2034	3.000%
325	NWS	Commercial	All	Hospital	Food Services Equipmen	ENERGY STAR Dishwasher	Commercial Prescriptive & Custom	2015	0.4461%	2034	2.230%	2034	2.230%
326	NWS	Commercial	All	Hospital	Food Services Equipmen	ENERGY STAR Dishwasher	Commercial Prescriptive & Custom	2015	0.6000%	2034	3.000%	2034	3.000%
327	NWS	Commercial	All	Hospital	Food Services Equipmen	ENERGY STAR Dishwasher	Commercial Prescriptive & Custom	2015	0.2321%	2034	1.161%	2034	1.161%
328	NWS	Commercial	All	Hospital	Food Services Equipmen	ENERGY STAR Dishwasher	Commercial Prescriptive & Custom	2015	0.6000%	2034	3.000%	2034	3.000%
329	NWS	Commercial	All	Hospital	Food Services Equipmen	ENERGY STAR Dishwasher	*N/A	*N/A	*N/A	*N/A	*N/A	*N/A	*N/A
330	NWS	Commercial	All	Hospital	Food Services Equipmen	ENERGY STAR Dishwasher	*N/A	*N/A	*N/A	*N/A	*N/A	*N/A	*N/A
331	NWS	Commercial	All	Hospital	Food Services Equipmen	ENERGY STAR Dishwasher	Commercial Prescriptive & Custom	2015	0.6000%	2034	3.000%	2034	3.000%
332	NWS	Commercial	All	Hospital	Food Services Equipmen	ENERGY STAR Dishwasher	Commercial Prescriptive & Custom	2015	0.6000%	2034	3.000%	2034	3.000%
333	NWS	Commercial	All	Hospital	Food Services Equipmen	ENERGY STAR Dishwasher	Commercial Prescriptive & Custom	2015	0.5882%	2034	2.941%	2034	2.941%
334	NWS	Commercial	All	Hospital	Food Services Equipmen	ENERGY STAR Dishwasher	Commercial Prescriptive & Custom	2015	0.3734%	2034	1.867%	2034	1.867%
335	NWS	Commercial	All	Hospital	Food Services Equipmen	ENERGY STAR Dishwasher	Commercial Prescriptive & Custom	2015	0.6000%	2034	3.000%	2034	3.000%
336	NWS	Commercial	All	Hospital	Food Services Equipmen	ENERGY STAR Dishwasher	*N/A	*N/A	*N/A	*N/A	*N/A	*N/A	*N/A
337	NWS	Commercial	All	K12 Education	Food Services Equipmen	ENERGY STAR Dishwasher	Commercial Prescriptive & Custom	2015	0.6000%	2034	3.000%	2034	3.000%
338	NWS	Commercial	All	K12 Education	Food Services Equipmen	ENERGY STAR Dishwasher	*N/A	*N/A	*N/A	*N/A	*N/A	*N/A	*N/A
339	NWS	Commercial	All	K12 Education	Food Services Equipmen	ENERGY STAR Dishwasher	*N/A	*N/A	*N/A	*N/A	*N/A	*N/A	*N/A
340	NWS	Commercial	All	K12 Education	Food Services Equipmen	ENERGY STAR Dishwasher	Commercial Prescriptive & Custom	2015	0.6000%	2034	3.000%	2034	3.000%
341	NWS	Commercial	All	K12 Education	Food Services Equipmen	ENERGY STAR Dishwasher	Commercial Prescriptive & Custom	2015	0.6000%	2034	3.000%	2034	3.000%
342	NWS	Commercial	All	K12 Education	Food Services Equipmen	ENERGY STAR Dishwasher	Commercial Prescriptive & Custom	2015	0.6000%	2034	3.000%	2034	3.000%
343	NWS	Commercial	All	K12 Education	Food Services Equipmen	ENERGY STAR Dishwasher	Commercial Prescriptive & Custom	2015	0.4461%	2034	2.230%	2034	2.230%
344	NWS	Commercial	All	K12 Education	Food Services Equipmen	ENERGY STAR Dishwasher	Commercial Prescriptive & Custom	2015	0.6000%	2034	3.000%	2034	3.000%
345	NWS	Commercial	All	K12 Education	Food Services Equipmen	ENERGY STAR Dishwasher	Commercial Prescriptive & Custom	2015	0.2321%	2034	1.161%	2034	1.161%
346	NWS	Commercial	All	K12 Education	Food Services Equipmen	ENERGY STAR Dishwasher	Commercial Prescriptive & Custom	2015	0.6000%	2034	3.000%	2034	3.000%
347	NWS	Commercial	All	K12 Education	Food Services Equipmen	ENERGY STAR Dishwasher	*N/A	*N/A	*N/A	*N/A	*N/A	*N/A	*N/A
348	NWS	Commercial	All	K12 Education	Food Services Equipmen	ENERGY STAR Dishwasher	*N/A	*N/A	*N/A	*N/A	*N/A	*N/A	*N/A
349	NWS	Commercial	All	K12 Education	Food Services Equipmen	ENERGY STAR Dishwasher	Commercial Prescriptive & Custom	2015	0.6000%	2034	3.000%	2034	3.000%
350	NWS	Commercial	All	K12 Education	Food Services Equipmen	ENERGY STAR Dishwasher	Commercial Prescriptive & Custom	2015	0.6000%	2034	3.000%	2034	3.000%
351	NWS	Commercial	All	K12 Education	Food Services Equipmen	ENERGY STAR Dishwasher	Commercial Prescriptive & Custom	2015	0.5882%	2034	2.941%	2034	2.941%
352	NWS	Commercial	All	K12 Education	Food Services Equipmen	ENERGY STAR Dishwasher	Commercial Prescriptive & Custom	2015	0.3734%	2034	1.867%	2034	1.867%
353	NWS	Commercial	All	K12 Education	Food Services Equipmen	ENERGY STAR Dishwasher	Commercial Prescriptive & Custom	2015	0.6000%	2034	3.000%	2034	3.000%
354	NWS	Commercial	All	K12 Education	Food Services Equipmen	ENERGY STAR Dishwasher	*N/A	*N/A	*N/A	*N/A	*N/A	*N/A	*N/A
355	NWS	Commercial	All	Education with Summer Sessions	Food Services Equipmen	ENERGY STAR Dishwasher	Commercial Prescriptive & Custom	2015	0.6000%	2034	3.000%	2034	3.000%
356	NWS	Commercial	All	Education with Summer Sessions	Food Services Equipmen	ENERGY STAR Dishwasher	*N/A	*N/A	*N/A	*N/A	*N/A	*N/A	*N/A
357	NWS	Commercial	All	Education with Summer Sessions	Food Services Equipmen	ENERGY STAR Dishwasher	*N/A	*N/A	*N/A	*N/A	*N/A	*N/A	*N/A
358	NWS	Commercial	All	Education with Summer Sessions	Food Services Equipmen	ENERGY STAR Dishwasher	Commercial Prescriptive & Custom	2015	0.6000%	2034	3.000%	2034	3.000%
359	NWS	Commercial	All	Education with Summer Sessions	Food Services Equipmen	ENERGY STAR Dishwasher	Commercial Prescriptive & Custom	2015	0.6000%	2034	3.000%	2034	3.000%
360	NWS	Commercial	All	Education with Summer Sessions	Food Services Equipmen	ENERGY STAR Dishwasher	Commercial Prescriptive & Custom	2015	0.6000%	2034	3.000%	2034	3.000%

*N/A: Measure did not pass measure level screening and therefore was not included in a program.

MEASURE DESCRIPTION							PROGRAM	PARTICIPATION REFERENCE CASE					
Measure ID	Weather Sensitive	Sector	Sub-Sector	Building Type	End Use	Measure Name	Program	First Year of Participation (So Year)	First Year Participation Rate (So)	Year of Maximum Annual Participation (Smax)	Maximum Annual Participation Rate (Smax)	Final Year of Participation (Fo Year)	Final Year Participation Rate (Fo)
361	NWS	Commercial	All	Education with Summer Sessions	Food Services Equipmen	ENERGY STAR Dishwasher	Commercial Prescriptive & Custom	2015	0.4461%	2034	2.230%	2034	2.230%
362	NWS	Commercial	All	Education with Summer Sessions	Food Services Equipmen	ENERGY STAR Dishwasher	Commercial Prescriptive & Custom	2015	0.6000%	2034	3.000%	2034	3.000%
363	NWS	Commercial	All	Education with Summer Sessions	Food Services Equipmen	ENERGY STAR Dishwasher	Commercial Prescriptive & Custom	2015	0.2321%	2034	1.161%	2034	1.161%
364	NWS	Commercial	All	Education with Summer Sessions	Food Services Equipmen	ENERGY STAR Dishwasher	Commercial Prescriptive & Custom	2015	0.6000%	2034	3.000%	2034	3.000%
365	NWS	Commercial	All	Education with Summer Sessions	Food Services Equipmen	ENERGY STAR Dishwasher	*N/A	*N/A	*N/A	*N/A	*N/A	*N/A	*N/A
366	NWS	Commercial	All	Education with Summer Sessions	Food Services Equipmen	ENERGY STAR Dishwasher	*N/A	*N/A	*N/A	*N/A	*N/A	*N/A	*N/A
367	NWS	Commercial	All	Education with Summer Sessions	Food Services Equipmen	ENERGY STAR Dishwasher	Commercial Prescriptive & Custom	2015	0.6000%	2034	3.000%	2034	3.000%
368	NWS	Commercial	All	Education with Summer Sessions	Food Services Equipmen	ENERGY STAR Dishwasher	Commercial Prescriptive & Custom	2015	0.6000%	2034	3.000%	2034	3.000%
369	NWS	Commercial	All	Education with Summer Sessions	Food Services Equipmen	ENERGY STAR Dishwasher	Commercial Prescriptive & Custom	2015	0.5882%	2034	2.941%	2034	2.941%
370	NWS	Commercial	All	Education with Summer Sessions	Food Services Equipmen	ENERGY STAR Dishwasher	Commercial Prescriptive & Custom	2015	0.3734%	2034	1.867%	2034	1.867%
371	NWS	Commercial	All	Education with Summer Sessions	Food Services Equipmen	ENERGY STAR Dishwasher	Commercial Prescriptive & Custom	2015	0.6000%	2034	3.000%	2034	3.000%
372	NWS	Commercial	All	Education with Summer Sessions	Food Services Equipmen	ENERGY STAR Dishwasher	*N/A	*N/A	*N/A	*N/A	*N/A	*N/A	*N/A
373	NWS	Commercial	All	Lodging	Food Services Equipmen	ENERGY STAR Dishwasher	Commercial Prescriptive & Custom	2015	0.6000%	2034	3.000%	2034	3.000%
374	NWS	Commercial	All	Lodging	Food Services Equipmen	ENERGY STAR Dishwasher	*N/A	*N/A	*N/A	*N/A	*N/A	*N/A	*N/A
375	NWS	Commercial	All	Lodging	Food Services Equipmen	ENERGY STAR Dishwasher	*N/A	*N/A	*N/A	*N/A	*N/A	*N/A	*N/A
376	NWS	Commercial	All	Lodging	Food Services Equipmen	ENERGY STAR Dishwasher	Commercial Prescriptive & Custom	2015	0.6000%	2034	3.000%	2034	3.000%
377	NWS	Commercial	All	Lodging	Food Services Equipmen	ENERGY STAR Dishwasher	Commercial Prescriptive & Custom	2015	0.6000%	2034	3.000%	2034	3.000%
378	NWS	Commercial	All	Lodging	Food Services Equipmen	ENERGY STAR Dishwasher	Commercial Prescriptive & Custom	2015	0.6000%	2034	3.000%	2034	3.000%
379	NWS	Commercial	All	Lodging	Food Services Equipmen	ENERGY STAR Dishwasher	Commercial Prescriptive & Custom	2015	0.4461%	2034	2.230%	2034	2.230%
380	NWS	Commercial	All	Lodging	Food Services Equipmen	ENERGY STAR Dishwasher	Commercial Prescriptive & Custom	2015	0.6000%	2034	3.000%	2034	3.000%
381	NWS	Commercial	All	Lodging	Food Services Equipmen	ENERGY STAR Dishwasher	Commercial Prescriptive & Custom	2015	0.2321%	2034	1.161%	2034	1.161%
382	NWS	Commercial	All	Lodging	Food Services Equipmen	ENERGY STAR Dishwasher	Commercial Prescriptive & Custom	2015	0.6000%	2034	3.000%	2034	3.000%
383	NWS	Commercial	All	Lodging	Food Services Equipmen	ENERGY STAR Dishwasher	*N/A	*N/A	*N/A	*N/A	*N/A	*N/A	*N/A
384	NWS	Commercial	All	Lodging	Food Services Equipmen	ENERGY STAR Dishwasher	*N/A	*N/A	*N/A	*N/A	*N/A	*N/A	*N/A
385	NWS	Commercial	All	Lodging	Food Services Equipmen	ENERGY STAR Dishwasher	Commercial Prescriptive & Custom	2015	0.6000%	2034	3.000%	2034	3.000%
386	NWS	Commercial	All	Lodging	Food Services Equipmen	ENERGY STAR Dishwasher	Commercial Prescriptive & Custom	2015	0.6000%	2034	3.000%	2034	3.000%
387	NWS	Commercial	All	Lodging	Food Services Equipmen	ENERGY STAR Dishwasher	Commercial Prescriptive & Custom	2015	0.5882%	2034	2.941%	2034	2.941%
388	NWS	Commercial	All	Lodging	Food Services Equipmen	ENERGY STAR Dishwasher	Commercial Prescriptive & Custom	2015	0.3734%	2034	1.867%	2034	1.867%
389	NWS	Commercial	All	Lodging	Food Services Equipmen	ENERGY STAR Dishwasher	Commercial Prescriptive & Custom	2015	0.6000%	2034	3.000%	2034	3.000%
390	NWS	Commercial	All	Lodging	Food Services Equipmen	ENERGY STAR Dishwasher	*N/A	*N/A	*N/A	*N/A	*N/A	*N/A	*N/A
391	NWS	Commercial	All	Restaurant	Food Services Equipmen	ENERGY STAR Dishwasher	Commercial Prescriptive & Custom	2015	0.6000%	2034	3.000%	2034	3.000%
392	NWS	Commercial	All	Restaurant	Food Services Equipmen	ENERGY STAR Dishwasher	*N/A	*N/A	*N/A	*N/A	*N/A	*N/A	*N/A
393	NWS	Commercial	All	Restaurant	Food Services Equipmen	ENERGY STAR Dishwasher	*N/A	*N/A	*N/A	*N/A	*N/A	*N/A	*N/A
394	NWS	Commercial	All	Restaurant	Food Services Equipmen	ENERGY STAR Dishwasher	Commercial Prescriptive & Custom	2015	0.6000%	2034	3.000%	2034	3.000%
395	NWS	Commercial	All	Restaurant	Food Services Equipmen	ENERGY STAR Dishwasher	Commercial Prescriptive & Custom	2015	0.6000%	2034	3.000%	2034	3.000%
396	NWS	Commercial	All	Restaurant	Food Services Equipmen	ENERGY STAR Dishwasher	Commercial Prescriptive & Custom	2015	0.6000%	2034	3.000%	2034	3.000%
397	NWS	Commercial	All	Restaurant	Food Services Equipmen	ENERGY STAR Dishwasher	Commercial Prescriptive & Custom	2015	0.4461%	2034	2.230%	2034	2.230%
398	NWS	Commercial	All	Restaurant	Food Services Equipmen	ENERGY STAR Dishwasher	Commercial Prescriptive & Custom	2015	0.6000%	2034	3.000%	2034	3.000%
399	NWS	Commercial	All	Restaurant	Food Services Equipmen	ENERGY STAR Dishwasher	Commercial Prescriptive & Custom	2015	0.2321%	2034	1.161%	2034	1.161%
400	NWS	Commercial	All	Restaurant	Food Services Equipmen	ENERGY STAR Dishwasher	Commercial Prescriptive & Custom	2015	0.6000%	2034	3.000%	2034	3.000%
401	NWS	Commercial	All	Restaurant	Food Services Equipmen	ENERGY STAR Dishwasher	*N/A	*N/A	*N/A	*N/A	*N/A	*N/A	*N/A
402	NWS	Commercial	All	Restaurant	Food Services Equipmen	ENERGY STAR Dishwasher	*N/A	*N/A	*N/A	*N/A	*N/A	*N/A	*N/A
403	NWS	Commercial	All	Restaurant	Food Services Equipmen	ENERGY STAR Dishwasher	Commercial Prescriptive & Custom	2015	0.6000%	2034	3.000%	2034	3.000%
404	NWS	Commercial	All	Restaurant	Food Services Equipmen	ENERGY STAR Dishwasher	Commercial Prescriptive & Custom	2015	0.6000%	2034	3.000%	2034	3.000%
405	NWS	Commercial	All	Restaurant	Food Services Equipmen	ENERGY STAR Dishwasher	Commercial Prescriptive & Custom	2015	0.5882%	2034	2.941%	2034	2.941%
406	NWS	Commercial	All	Restaurant	Food Services Equipmen	ENERGY STAR Dishwasher	Commercial Prescriptive & Custom	2015	0.3734%	2034	1.867%	2034	1.867%
407	NWS	Commercial	All	Restaurant	Food Services Equipmen	ENERGY STAR Dishwasher	Commercial Prescriptive & Custom	2015	0.6000%	2034	3.000%	2034	3.000%
408	NWS	Commercial	All	Restaurant	Food Services Equipmen	ENERGY STAR Dishwasher	*N/A	*N/A	*N/A	*N/A	*N/A	*N/A	*N/A
409	NWS	Commercial	All	Hospital	Food Services Equipmen	ENERGY STAR Fryer	Commercial Prescriptive & Custom	2015	0.4923%	2034	2.462%	2034	2.462%
410	NWS	Commercial	All	Hospital	Food Services Equipmen	ENERGY STAR Fryer	*N/A	*N/A	*N/A	*N/A	*N/A	*N/A	*N/A
411	NWS	Commercial	All	K12 Education	Food Services Equipmen	ENERGY STAR Fryer	Commercial Prescriptive & Custom	2015	0.4923%	2034	2.462%	2034	2.462%
412	NWS	Commercial	All	K12 Education	Food Services Equipmen	ENERGY STAR Fryer	*N/A	*N/A	*N/A	*N/A	*N/A	*N/A	*N/A
413	NWS	Commercial	All	Education with Summer Sessions	Food Services Equipmen	ENERGY STAR Fryer	Commercial Prescriptive & Custom	2015	0.4923%	2034	2.462%	2034	2.462%
414	NWS	Commercial	All	Education with Summer Sessions	Food Services Equipmen	ENERGY STAR Fryer	*N/A	*N/A	*N/A	*N/A	*N/A	*N/A	*N/A
415	NWS	Commercial	All	Lodging	Food Services Equipmen	ENERGY STAR Fryer	Commercial Prescriptive & Custom	2015	0.4923%	2034	2.462%	2034	2.462%
416	NWS	Commercial	All	Lodging	Food Services Equipmen	ENERGY STAR Fryer	*N/A	*N/A	*N/A	*N/A	*N/A	*N/A	*N/A
417	NWS	Commercial	All	Restaurant	Food Services Equipmen	ENERGY STAR Fryer	Commercial Prescriptive & Custom	2015	0.4923%	2034	2.462%	2034	2.462%
418	NWS	Commercial	All	Restaurant	Food Services Equipmen	ENERGY STAR Fryer	*N/A	*N/A	*N/A	*N/A	*N/A	*N/A	*N/A
419	NWS	Commercial	All	Hospital	Food Services Equipmen	ENERGY STAR Griddle	*N/A	*N/A	*N/A	*N/A	*N/A	*N/A	*N/A
420	NWS	Commercial	All	K12 Education	Food Services Equipmen	ENERGY STAR Griddle	*N/A	*N/A	*N/A	*N/A	*N/A	*N/A	*N/A

*N/A: Measure did not pass measure level screening and therefore was not included in a program.

MEASURE DESCRIPTION							PROGRAM	PARTICIPATION REFERENCE CASE					
Measure ID	Weather Sensitive	Sector	Sub-Sector	Building Type	End Use	Measure Name	Program	First Year of Participation (So Year)	First Year Participation Rate (So)	Year of Maximum Annual Participation (Smax)	Maximum Annual Participation Rate (Smax)	Final Year of Participation (Fo Year)	Final Year Participation Rate (Fo)
421	NWS	Commercial	All	Education with Summer Sessions	Food Services Equipmen	ENERGY STAR Griddle	*N/A	*N/A	*N/A	*N/A	*N/A	*N/A	*N/A
422	NWS	Commercial	All	Lodging	Food Services Equipmen	ENERGY STAR Griddle	*N/A	*N/A	*N/A	*N/A	*N/A	*N/A	*N/A
423	NWS	Commercial	All	Restaurant	Food Services Equipmen	ENERGY STAR Griddle	*N/A	*N/A	*N/A	*N/A	*N/A	*N/A	*N/A
424	NWS	Commercial	All	Hospital	Food Services Equipmen	ENERGY STAR Hot Food Holding Cabinet	*N/A	*N/A	*N/A	*N/A	*N/A	*N/A	*N/A
425	NWS	Commercial	All	K12 Education	Food Services Equipmen	ENERGY STAR Hot Food Holding Cabinet	*N/A	*N/A	*N/A	*N/A	*N/A	*N/A	*N/A
426	NWS	Commercial	All	Education with Summer Sessions	Food Services Equipmen	ENERGY STAR Hot Food Holding Cabinet	*N/A	*N/A	*N/A	*N/A	*N/A	*N/A	*N/A
427	NWS	Commercial	All	Lodging	Food Services Equipmen	ENERGY STAR Hot Food Holding Cabinet	*N/A	*N/A	*N/A	*N/A	*N/A	*N/A	*N/A
428	NWS	Commercial	All	Restaurant	Food Services Equipmen	ENERGY STAR Hot Food Holding Cabinet	*N/A	*N/A	*N/A	*N/A	*N/A	*N/A	*N/A
429	NWS	Commercial	All	Hospital	Food Services Equipmen	ENERGY STAR Electric Convection Ovens	*N/A	*N/A	*N/A	*N/A	*N/A	*N/A	*N/A
430	NWS	Commercial	All	Hospital	Food Services Equipmen	ENERGY STAR Electric Convection Ovens	*N/A	*N/A	*N/A	*N/A	*N/A	*N/A	*N/A
431	NWS	Commercial	All	K12 Education	Food Services Equipmen	ENERGY STAR Electric Convection Ovens	*N/A	*N/A	*N/A	*N/A	*N/A	*N/A	*N/A
432	NWS	Commercial	All	K12 Education	Food Services Equipmen	ENERGY STAR Electric Convection Ovens	*N/A	*N/A	*N/A	*N/A	*N/A	*N/A	*N/A
433	NWS	Commercial	All	Education with Summer Sessions	Food Services Equipmen	ENERGY STAR Electric Convection Ovens	*N/A	*N/A	*N/A	*N/A	*N/A	*N/A	*N/A
434	NWS	Commercial	All	Education with Summer Sessions	Food Services Equipmen	ENERGY STAR Electric Convection Ovens	*N/A	*N/A	*N/A	*N/A	*N/A	*N/A	*N/A
435	NWS	Commercial	All	Lodging	Food Services Equipmen	ENERGY STAR Electric Convection Ovens	*N/A	*N/A	*N/A	*N/A	*N/A	*N/A	*N/A
436	NWS	Commercial	All	Lodging	Food Services Equipmen	ENERGY STAR Electric Convection Ovens	*N/A	*N/A	*N/A	*N/A	*N/A	*N/A	*N/A
437	NWS	Commercial	All	Restaurant	Food Services Equipmen	ENERGY STAR Electric Convection Ovens	*N/A	*N/A	*N/A	*N/A	*N/A	*N/A	*N/A
438	NWS	Commercial	All	Restaurant	Food Services Equipmen	ENERGY STAR Electric Convection Ovens	*N/A	*N/A	*N/A	*N/A	*N/A	*N/A	*N/A
439	NWS	Commercial	All	K12 Education	Food Services Equipmen	ENERGY STAR Steam Cooke	Commercial Prescriptive & Custom	2015	0.3257%	2034	1.628%	2034	1.628%
440	NWS	Commercial	All	Education with Summer Sessions	Food Services Equipmen	ENERGY STAR Steam Cooke	Commercial Prescriptive & Custom	2015	0.3257%	2034	1.628%	2034	1.628%
441	NWS	Commercial	All	Lodging	Food Services Equipmen	ENERGY STAR Steam Cooke	Commercial Prescriptive & Custom	2015	0.3257%	2034	1.628%	2034	1.628%
442	NWS	Commercial	All	Restaurant	Food Services Equipmen	ENERGY STAR Steam Cooke	Commercial Prescriptive & Custom	2015	0.3257%	2034	1.628%	2034	1.628%
443	NWS	Commercial	All	Hospital	Food Services Equipmen	EPA WaterSense Pre-Rinse Spray Valve	*N/A	*N/A	*N/A	*N/A	*N/A	*N/A	*N/A
444	NWS	Commercial	All	Education with Summer Sessions	Food Services Equipmen	EPA WaterSense Pre-Rinse Spray Valve	*N/A	*N/A	*N/A	*N/A	*N/A	*N/A	*N/A
445	NWS	Commercial	All	Lodging	Food Services Equipmen	EPA WaterSense Pre-Rinse Spray Valve	*N/A	*N/A	*N/A	*N/A	*N/A	*N/A	*N/A
446	NWS	Commercial	All	Restaurant	Food Services Equipmen	EPA WaterSense Pre-Rinse Spray Valve	*N/A	*N/A	*N/A	*N/A	*N/A	*N/A	*N/A
447	NWS	Commercial	All	Hospital	Service Hot Water	Electric Storage Water Heater	*N/A	*N/A	*N/A	*N/A	*N/A	*N/A	*N/A
448	NWS	Commercial	All	Hospital	Service Hot Water	Electric Storage Water Heater	*N/A	*N/A	*N/A	*N/A	*N/A	*N/A	*N/A
449	NWS	Commercial	All	K12 Education	Service Hot Water	Electric Storage Water Heater	*N/A	*N/A	*N/A	*N/A	*N/A	*N/A	*N/A
450	NWS	Commercial	All	K12 Education	Service Hot Water	Electric Storage Water Heater	*N/A	*N/A	*N/A	*N/A	*N/A	*N/A	*N/A
451	NWS	Commercial	All	K12 Education	Service Hot Water	Electric Storage Water Heater	*N/A	*N/A	*N/A	*N/A	*N/A	*N/A	*N/A
452	NWS	Commercial	All	Education with Summer Sessions	Service Hot Water	Electric Storage Water Heater	*N/A	*N/A	*N/A	*N/A	*N/A	*N/A	*N/A
453	NWS	Commercial	All	Education with Summer Sessions	Service Hot Water	Electric Storage Water Heater	*N/A	*N/A	*N/A	*N/A	*N/A	*N/A	*N/A
454	NWS	Commercial	All	Education with Summer Sessions	Service Hot Water	Electric Storage Water Heater	*N/A	*N/A	*N/A	*N/A	*N/A	*N/A	*N/A
455	NWS	Commercial	All	Lodging	Service Hot Water	Electric Storage Water Heater	*N/A	*N/A	*N/A	*N/A	*N/A	*N/A	*N/A
456	NWS	Commercial	All	Lodging	Service Hot Water	Electric Storage Water Heater	*N/A	*N/A	*N/A	*N/A	*N/A	*N/A	*N/A
457	NWS	Commercial	All	Lodging	Service Hot Water	Electric Storage Water Heater	*N/A	*N/A	*N/A	*N/A	*N/A	*N/A	*N/A
458	NWS	Commercial	All	Restaurant	Service Hot Water	Electric Storage Water Heater	Commercial Prescriptive & Custom	2015	0.2728%	2034	1.364%	2034	1.364%
459	NWS	Commercial	All	Restaurant	Service Hot Water	Electric Storage Water Heater	Commercial Prescriptive & Custom	2015	0.4406%	2034	2.203%	2034	2.203%
460	NWS	Commercial	All	Restaurant	Service Hot Water	Electric Storage Water Heater	Commercial Prescriptive & Custom	2015	0.3641%	2034	1.821%	2034	1.821%
461	NWS	Commercial	All	Hospital	Service Hot Water	Heat Pump Storage Water Heate	*N/A	*N/A	*N/A	*N/A	*N/A	*N/A	*N/A
462	NWS	Commercial	All	K12 Education	Service Hot Water	Heat Pump Storage Water Heate	*N/A	*N/A	*N/A	*N/A	*N/A	*N/A	*N/A
463	NWS	Commercial	All	Education with Summer Sessions	Service Hot Water	Heat Pump Storage Water Heate	*N/A	*N/A	*N/A	*N/A	*N/A	*N/A	*N/A
464	NWS	Commercial	All	Lodging	Service Hot Water	Heat Pump Storage Water Heate	*N/A	*N/A	*N/A	*N/A	*N/A	*N/A	*N/A
465	NWS	Commercial	All	Restaurant	Service Hot Water	Heat Pump Storage Water Heate	*N/A	*N/A	*N/A	*N/A	*N/A	*N/A	*N/A
466	NWS	Commercial	All	Hospital	Service Hot Water	Low Flow Faucet Aerators - Electric DHW fue	*N/A	*N/A	*N/A	*N/A	*N/A	*N/A	*N/A
467	NWS	Commercial	All	K12 Education	Service Hot Water	Low Flow Faucet Aerators - Electric DHW fue	*N/A	*N/A	*N/A	*N/A	*N/A	*N/A	*N/A
468	NWS	Commercial	All	Education with Summer Sessions	Service Hot Water	Low Flow Faucet Aerators - Electric DHW fue	*N/A	*N/A	*N/A	*N/A	*N/A	*N/A	*N/A
469	NWS	Commercial	All	Lodging	Service Hot Water	Low Flow Faucet Aerators - Electric DHW fue	*N/A	*N/A	*N/A	*N/A	*N/A	*N/A	*N/A
470	NWS	Commercial	All	Restaurant	Service Hot Water	Low Flow Faucet Aerators - Electric DHW fue	Commercial Prescriptive & Custom	2015	0.6000%	2034	3.000%	2034	3.000%
471	NWS	Commercial	Small Commercia	All	Lighting	Small Business Program Audit & Direct Instal	*N/A	*N/A	*N/A	*N/A	*N/A	*N/A	*N/A
472	NWS	Commercial	Small Commercia	All	Lighting	Small Business Program Audit & Direct Instal	Small Business Solutions	2015	0.4000%	2034	2.000%	2034	2.000%
473	NWS	Commercial	Small Commercia	All	Service Hot Water	Small Business Program Audit & Direct Instal	*N/A	*N/A	*N/A	*N/A	*N/A	*N/A	*N/A
474	NWS	Commercial	Small Commercia	All	Lighting	Small Business Program Lighting Upgrade Packag	Small Business Solutions	2015	0.3763%	2034	1.881%	2034	1.881%
475	NWS	Commercial	Small Commercia	All	Refrigeration	Small Business Program Refrigeration Upgrade Packag	Small Business Solutions	2015	0.4000%	2034	2.000%	2034	2.000%
476	NWS	Commercial	All	Data Center	HVAC	Air Flow Managemen	Data Center	2015	11.1111%	2015	11.111%	2034	11.111%
477	NWS	Commercial	All	Data Center	HVAC	Air Flow Managemen	Data Center	2015	11.1111%	2015	11.111%	2034	11.111%
478	NWS	Commercial	All	Data Center	HVAC	Air Flow Managemen	Data Center	2015	11.1111%	2015	11.111%	2034	11.111%
479	NWS	Commercial	All	Data Center	HVAC	Air Flow Managemen	Data Center	2015	11.1111%	2015	11.111%	2034	11.111%
480	NWS	Commercial	All	Data Center	Miscellaneous	Load Distributior	Data Center	2015	11.1111%	2015	11.111%	2034	11.111%

*N/A: Measure did not pass measure level screening and therefore was not included in a program.

MEASURE DESCRIPTION							PROGRAM	PARTICIPATION REFERENCE CASE					
Measure ID	Weather Sensitive	Sector	Sub-Sector	Building Type	End Use	Measure Name	Program	First Year of Participation (So Year)	First Year Participation Rate (So)	Year of Maximum Annual Participation (Smax)	Maximum Annual Participation Rate (Smax)	Final Year of Participation (Fo Year)	Final Year Participation Rate (Fo)
481	NWS	Commercial	All	Data Center	Miscellaneous	Load Distributior	Data Center	2015	11.1111%	2015	11.111%	2034	11.111%
482	NWS	Commercial	All	Data Center	Miscellaneous	Load Distributior	Data Center	2015	11.1111%	2015	11.111%	2034	11.111%
483	NWS	Commercial	All	Data Center	Miscellaneous	Load Distributior	Data Center	2015	11.1111%	2015	11.111%	2034	11.111%
484	NWS	Commercial	All	Data Center	HVAC	Waterside Economizer	*N/A	*N/A	*N/A	*N/A	*N/A	*N/A	*N/A
485	NWS	Commercial	All	Data Center	HVAC	Waterside Economizer	*N/A	*N/A	*N/A	*N/A	*N/A	*N/A	*N/A
486	NWS	Commercial	All	Data Center	HVAC	Air Flow Managemen	Data Center	2015	11.1111%	2015	11.111%	2034	11.111%
487	NWS	Commercial	All	Data Center	HVAC	Air Flow Managemen	Data Center	2015	11.1111%	2015	11.111%	2034	11.111%
488	NWS	Commercial	All	Data Center	HVAC	Air Flow Managemen	Data Center	2015	11.1111%	2015	11.111%	2034	11.111%
489	NWS	Commercial	All	Data Center	HVAC	Air Flow Managemen	Data Center	2015	11.1111%	2015	11.111%	2034	11.111%
490	NWS	Commercial	All	Data Center	Miscellaneous	Load Distributior	Data Center	2015	11.1111%	2015	11.111%	2034	11.111%
491	NWS	Commercial	All	Data Center	Miscellaneous	Load Distributior	Data Center	2015	11.1111%	2015	11.111%	2034	11.111%
492	NWS	Commercial	All	Data Center	Miscellaneous	Load Distributior	Data Center	2015	11.1111%	2015	11.111%	2034	11.111%
493	NWS	Commercial	All	Data Center	Miscellaneous	Load Distributior	Data Center	2015	11.1111%	2015	11.111%	2034	11.111%
494	NWS	Commercial	All	Data Center	HVAC	Waterside Economizer	Data Center	2015	11.1111%	2015	11.111%	2034	11.111%
495	NWS	Commercial	All	Data Center	HVAC	Waterside Economizer	Data Center	2015	11.1111%	2015	11.111%	2034	11.111%
496	WS	Commercial	Large Commercia	All	Misc	Commercial New Constructior	Commercial New Constructior	2015	10.0000%	2017	20.000%	2017	20.000%
497	WS	Commercial	Large Commercia	All	Misc	Commercial New Constructior	Commercial New Constructior	2018	25.0000%	2020	75.000%	2034	75.000%
498	WS	Commercial	Small Commercia	All	Misc	Commercial New Constructior	Commercial New Constructior	2015	10.0000%	2017	20.000%	2017	20.000%
499	WS	Commercial	Small Commercia	All	Misc	Commercial New Constructior	Commercial New Constructior	2018	25.0000%	2020	75.000%	2034	75.000%
500	WS	Commercial	Large Commercia	All	Misc	Retrocommissioning	RetroCommissioning	2015	1.0000%	2018	5.000%	2034	2.284%
501	WS	Commercial	Large Commercia	All	Misc	Retrocommissioning	RetroCommissioning	2015	1.0000%	2018	5.000%	2034	2.284%
502	NWS	Commercial	All	All	Misc	Enabled Dynamic Pricing (Non-Res	Non-Residential Dynamic Pricing	2015	0.2500%	2017	0.750%	2034	0.750%
503	NWS	Commercial	All	All	Misc	Non-Enabled Dynamic Pricing (Non-Res	Non-Residential Dynamic Pricing	2015	0.2500%	2017	0.750%	2034	0.750%

*N/A: Measure did not pass measure level screening and therefore was not included in a program.

MEASURE DESCRIPTION							PROGRAM	PARTICIPATION LOW CASE					
Measure ID	Weather Sensitive	Sector	Sub-Sector	Building Type	End Use	Measure Name	Program	First Year of Participation (So Year)	First Year Participation Rate (So)	Year of Maximum Annual Participation (Smax)	Maximum Annual Participation Rate (Smax)	Final Year of Participation (Fo Year)	Final Year Participation Rate (Fo)
1	WS	Commercial	Small Commercial	All	HVAC	Unitary and Split System AC/HP Equipment	Commercial Prescriptive & Custom	2015	1.1749%	2015	1.175%	2015	1.175%
2	WS	Commercial	Small Commercia	All	HVAC	Unitary and Split System AC/HP Equipmen	Commercial Prescriptive & Custom	2015	0.7162%	2015	0.716%	2015	0.716%
3	WS	Commercial	Small Commercia	All	HVAC	Unitary and Split System AC/HP Equipmen	*N/A	*N/A	*N/A	*N/A	*N/A	*N/A	*N/A
4	WS	Commercial	Small Commercia	All	HVAC	Unitary and Split System AC/HP Equipmen	Commercial Prescriptive & Custom	2015	1.7024%	2015	1.702%	2015	1.702%
5	WS	Commercial	Small Commercia	All	HVAC	Unitary and Split System AC/HP Equipmen	*N/A	*N/A	*N/A	*N/A	*N/A	*N/A	*N/A
6	WS	Commercial	Small Commercia	All	HVAC	Unitary and Split System AC/HP Equipmen	Commercial Prescriptive & Custom	2015	0.4988%	2015	0.499%	2015	0.499%
7	WS	Commercial	Small Commercia	All	HVAC	Unitary and Split System AC/HP Equipmen	Commercial Prescriptive & Custom	2015	0.2863%	2015	0.286%	2015	0.286%
8	WS	Commercial	Small Commercia	All	HVAC	Unitary and Split System AC/HP Equipmen	Commercial Prescriptive & Custom	2015	1.8949%	2015	1.895%	2015	1.895%
9	WS	Commercial	Small Commercia	All	HVAC	Unitary and Split System AC/HP Equipmen	*N/A	*N/A	*N/A	*N/A	*N/A	*N/A	*N/A
10	WS	Commercial	Small Commercia	All	HVAC	Unitary and Split System AC/HP Equipmen	Commercial Prescriptive & Custom	2015	1.7024%	2015	1.702%	2015	1.702%
11	WS	Commercial	Small Commercia	All	HVAC	Unitary and Split System AC/HP Equipmen	Commercial Prescriptive & Custom	2015	1.1503%	2015	1.150%	2015	1.150%
12	WS	Commercial	Small Commercia	All	HVAC	Unitary and Split System AC/HP Equipmen	Commercial Prescriptive & Custom	2015	1.8863%	2015	1.886%	2015	1.886%
13	WS	Commercial	Large Commercia	K12 Education	HVAC	Unitary and Split System AC/HP Equipmen	Commercial Prescriptive & Custom	2015	0.0382%	2015	0.038%	2015	0.038%
14	WS	Commercial	Large Commercia	Education with Summer Sessions	HVAC	Unitary and Split System AC/HP Equipmen	Commercial Prescriptive & Custom	2015	0.9630%	2015	0.963%	2015	0.963%
15	WS	Commercial	Large Commercia	Lodging	HVAC	Unitary and Split System AC/HP Equipmen	Commercial Prescriptive & Custom	2015	2.6246%	2015	2.625%	2015	2.625%
16	WS	Commercial	Large Commercia	General Large Commercia	HVAC	Unitary and Split System AC/HP Equipmen	Commercial Prescriptive & Custom	2015	1.0316%	2015	1.032%	2015	1.032%
17	WS	Commercial	Large Commercia	K12 Education	HVAC	Unitary and Split System AC/HP Equipmen	*N/A	*N/A	*N/A	*N/A	*N/A	*N/A	*N/A
18	WS	Commercial	Large Commercia	Education with Summer Sessions	HVAC	Unitary and Split System AC/HP Equipmen	Commercial Prescriptive & Custom	2015	0.9575%	2015	0.957%	2015	0.957%
19	WS	Commercial	Large Commercia	Lodging	HVAC	Unitary and Split System AC/HP Equipmen	Commercial Prescriptive & Custom	2015	2.6149%	2015	2.615%	2015	2.615%
20	WS	Commercial	Large Commercia	General Large Commercia	HVAC	Unitary and Split System AC/HP Equipmen	Commercial Prescriptive & Custom	2015	1.0244%	2015	1.024%	2015	1.024%
21	WS	Commercial	Large Commercia	K12 Education	HVAC	Unitary and Split System AC/HP Equipmen	Commercial Prescriptive & Custom	2015	0.0189%	2015	0.019%	2015	0.019%
22	WS	Commercial	Large Commercia	Education with Summer Sessions	HVAC	Unitary and Split System AC/HP Equipmen	Commercial Prescriptive & Custom	2015	0.6954%	2015	0.695%	2015	0.695%
23	WS	Commercial	Large Commercia	Lodging	HVAC	Unitary and Split System AC/HP Equipmen	Commercial Prescriptive & Custom	2015	2.1317%	2015	2.132%	2015	2.132%
24	WS	Commercial	Large Commercia	General Large Commercia	HVAC	Unitary and Split System AC/HP Equipmen	Commercial Prescriptive & Custom	2015	0.7494%	2015	0.749%	2015	0.749%
25	WS	Commercial	Small Commercia	All	HVAC	Unitary and Split System AC/HP Equipmen	Commercial Prescriptive & Custom	2016	0.6883%	2034	2.455%	2034	2.455%
26	WS	Commercial	Small Commercia	All	HVAC	Unitary and Split System AC/HP Equipmen	Commercial Prescriptive & Custom	2016	0.8543%	2034	3.047%	2034	3.047%
27	WS	Commercial	Small Commercia	All	HVAC	Unitary and Split System AC/HP Equipmen	Commercial Prescriptive & Custom	2016	0.6883%	2034	2.455%	2034	2.455%
28	WS	Commercial	Small Commercia	All	HVAC	Unitary and Split System AC/HP Equipmen	Commercial Prescriptive & Custom	2016	0.8543%	2034	3.047%	2034	3.047%
29	WS	Commercial	Small Commercia	All	HVAC	Unitary and Split System AC/HP Equipmen	Commercial Prescriptive & Custom	2016	0.4670%	2034	1.666%	2034	1.666%
30	WS	Commercial	Small Commercia	All	HVAC	Unitary and Split System AC/HP Equipmen	Commercial Prescriptive & Custom	2016	0.4802%	2034	1.713%	2034	1.713%
31	WS	Commercial	Large Commercia	K12 Education	HVAC	Unitary and Split System AC/HP Equipmen	*N/A	*N/A	*N/A	*N/A	*N/A	*N/A	*N/A
32	WS	Commercial	Large Commercia	Education with Summer Sessions	HVAC	Unitary and Split System AC/HP Equipmen	Commercial Prescriptive & Custom	2016	0.1320%	2034	0.471%	2034	0.471%
33	WS	Commercial	Large Commercia	Lodging	HVAC	Unitary and Split System AC/HP Equipmen	Commercial Prescriptive & Custom	2016	0.8947%	2034	3.192%	2034	3.192%
34	WS	Commercial	Large Commercia	General Large Commercia	HVAC	Unitary and Split System AC/HP Equipmen	Commercial Prescriptive & Custom	2016	0.1503%	2034	0.536%	2034	0.536%
35	WS	Commercial	Large Commercia	K12 Education	HVAC	Unitary and Split System AC/HP Equipmen	*N/A	*N/A	*N/A	*N/A	*N/A	*N/A	*N/A
36	WS	Commercial	Large Commercia	Education with Summer Sessions	HVAC	Unitary and Split System AC/HP Equipmen	*N/A	*N/A	*N/A	*N/A	*N/A	*N/A	*N/A
37	WS	Commercial	Large Commercia	Lodging	HVAC	Unitary and Split System AC/HP Equipmen	*N/A	*N/A	*N/A	*N/A	*N/A	*N/A	*N/A
38	WS	Commercial	Large Commercia	General Large Commercia	HVAC	Unitary and Split System AC/HP Equipmen	*N/A	*N/A	*N/A	*N/A	*N/A	*N/A	*N/A
39	WS	Commercial	Small Commercia	Lodging	HVAC	PTAC	*N/A	*N/A	*N/A	*N/A	*N/A	*N/A	*N/A
40	NWS	Commercial	Small Commercia	Lodging	HVAC	Occupancy-Based PTAC/PTHP Controls	*N/A	*N/A	*N/A	*N/A	*N/A	*N/A	*N/A
41	WS	Commercial	Large Commercia	K12 Education	HVAC	Air or Water Cooled Chilling Equipment (Chillers	*N/A	*N/A	*N/A	*N/A	*N/A	*N/A	*N/A
42	WS	Commercial	Large Commercia	Education with Summer Sessions	HVAC	Air or Water Cooled Chilling Equipment (Chillers	Commercial Prescriptive & Custom	2015	0.0314%	2034	0.188%	2034	0.188%
43	WS	Commercial	Large Commercia	Lodging	HVAC	Air or Water Cooled Chilling Equipment (Chillers	Commercial Prescriptive & Custom	2015	0.2962%	2034	1.777%	2034	1.777%
44	WS	Commercial	Large Commercia	General Large Commercia	HVAC	Air or Water Cooled Chilling Equipment (Chillers	Commercial Prescriptive & Custom	2015	0.0365%	2034	0.219%	2034	0.219%
45	WS	Commercial	Large Commercia	K12 Education	HVAC	Air or Water Cooled Chilling Equipment (Chillers	*N/A	*N/A	*N/A	*N/A	*N/A	*N/A	*N/A
46	WS	Commercial	Large Commercia	Education with Summer Sessions	HVAC	Air or Water Cooled Chilling Equipment (Chillers	*N/A	*N/A	*N/A	*N/A	*N/A	*N/A	*N/A
47	WS	Commercial	Large Commercia	Lodging	HVAC	Air or Water Cooled Chilling Equipment (Chillers	Commercial Prescriptive & Custom	2015	0.9174%	2034	5.504%	2034	5.504%
48	WS	Commercial	Large Commercia	General Large Commercia	HVAC	Air or Water Cooled Chilling Equipment (Chillers	*N/A	*N/A	*N/A	*N/A	*N/A	*N/A	*N/A
49	WS	Commercial	Large Commercia	Hospital	HVAC	Air or Water Cooled Chilling Equipment (Chillers	Commercial Prescriptive & Custom	2015	0.6056%	2034	3.634%	2034	3.634%
50	WS	Commercial	Large Commercia	K12 Education	HVAC	Air or Water Cooled Chilling Equipment (Chillers	*N/A	*N/A	*N/A	*N/A	*N/A	*N/A	*N/A
51	WS	Commercial	Large Commercia	Education with Summer Sessions	HVAC	Air or Water Cooled Chilling Equipment (Chillers	Commercial Prescriptive & Custom	2015	0.0431%	2034	0.259%	2034	0.259%
52	WS	Commercial	Large Commercia	Lodging	HVAC	Air or Water Cooled Chilling Equipment (Chillers	Commercial Prescriptive & Custom	2015	0.3629%	2034	2.177%	2034	2.177%
53	WS	Commercial	Large Commercia	General Large Commercia	HVAC	Air or Water Cooled Chilling Equipment (Chillers	Commercial Prescriptive & Custom	2015	0.0498%	2034	0.299%	2034	0.299%
54	WS	Commercial	Large Commercia	Hospital	HVAC	Air or Water Cooled Chilling Equipment (Chillers	Commercial Prescriptive & Custom	2015	4.8160%	2034	28.895%	2034	28.895%
55	WS	Commercial	Large Commercia	K12 Education	HVAC	Air or Water Cooled Chilling Equipment (Chillers	*N/A	*N/A	*N/A	*N/A	*N/A	*N/A	*N/A
56	WS	Commercial	Large Commercia	Education with Summer Sessions	HVAC	Air or Water Cooled Chilling Equipment (Chillers	Commercial Prescriptive & Custom	2015	1.8747%	2034	11.248%	2034	11.248%
57	WS	Commercial	Large Commercia	Lodging	HVAC	Air or Water Cooled Chilling Equipment (Chillers	Commercial Prescriptive & Custom	2015	4.0110%	2034	24.066%	2034	24.066%
58	WS	Commercial	Large Commercia	General Large Commercia	HVAC	Air or Water Cooled Chilling Equipment (Chillers	Commercial Prescriptive & Custom	2015	1.9734%	2034	11.840%	2034	11.840%
59	WS	Commercial	Large Commercia	Hospital	HVAC	Air or Water Cooled Chilling Equipment (Chillers	Commercial Prescriptive & Custom	2015	1.4703%	2034	8.822%	2034	8.822%
60	WS	Commercial	Large Commercia	Education with Summer Sessions	HVAC	Air or Water Cooled Chilling Equipment (Chillers	Commercial Prescriptive & Custom	2015	0.2166%	2034	1.299%	2034	1.299%

*N/A: Measure did not pass measure level screening and therefore was not included in a program.

MEASURE DESCRIPTION							PROGRAM	PARTICIPATION LOW CASE					
Measure ID	Weather Sensitive	Sector	Sub-Sector	Building Type	End Use	Measure Name	Program	First Year of Participation (So Year)	First Year Participation Rate (So)	Year of Maximum Annual Participation (Smax)	Maximum Annual Participation Rate (Smax)	Final Year of Participation (Fo Year)	Final Year Participation Rate (Fo)
61	WS	Commercial	Large Commercia	Lodging	HVAC	Air or Water Cooled Chilling Equipment (Chillers	Commercial Prescriptive & Custom	2015	1.0143%	2034	6.086%	2034	6.086%
62	WS	Commercial	Large Commercia	General Large Commercia	HVAC	Air or Water Cooled Chilling Equipment (Chillers	Commercial Prescriptive & Custom	2015	0.2404%	2034	1.442%	2034	1.442%
63	WS	Commercial	Large Commercia	Hospital	HVAC	Air or Water Cooled Chilling Equipment (Chillers	Commercial Prescriptive & Custom	2015	2.6754%	2034	16.052%	2034	16.052%
64	WS	Commercial	Large Commercia	Education with Summer Sessions	HVAC	Air or Water Cooled Chilling Equipment (Chillers	Commercial Prescriptive & Custom	2015	0.6434%	2034	3.861%	2034	3.861%
65	WS	Commercial	Large Commercia	Lodging	HVAC	Air or Water Cooled Chilling Equipment (Chillers	Commercial Prescriptive & Custom	2015	2.0297%	2034	12.178%	2034	12.178%
66	WS	Commercial	Large Commercia	General Large Commercia	HVAC	Air or Water Cooled Chilling Equipment (Chillers	Commercial Prescriptive & Custom	2015	0.6953%	2034	4.172%	2034	4.172%
67	NWS	Commercial	Large Commercia	Hospital	HVAC	Variable Speed Drives for HVAC	Commercial Prescriptive & Custom	2015	0.0122%	2034	0.073%	2034	0.073%
68	NWS	Commercial	Large Commercia	Hospital	HVAC	Variable Speed Drives for HVAC	Commercial Prescriptive & Custom	2015	0.0076%	2034	0.046%	2034	0.046%
69	NWS	Commercial	Large Commercia	Hospital	HVAC	Variable Speed Drives for HVAC	Commercial Prescriptive & Custom	2015	0.0110%	2034	0.066%	2034	0.066%
70	NWS	Commercial	Large Commercia	Hospital	HVAC	Variable Speed Drives for HVAC	Commercial Prescriptive & Custom	2015	0.0125%	2034	0.075%	2034	0.075%
71	NWS	Commercial	Large Commercia	K12 Education	HVAC	Variable Speed Drives for HVAC	Commercial Prescriptive & Custom	2015	0.0071%	2034	0.042%	2034	0.042%
72	NWS	Commercial	Large Commercia	K12 Education	HVAC	Variable Speed Drives for HVAC	Commercial Prescriptive & Custom	2015	0.0025%	2034	0.015%	2034	0.015%
73	NWS	Commercial	Large Commercia	K12 Education	HVAC	Variable Speed Drives for HVAC	Commercial Prescriptive & Custom	2015	0.0110%	2034	0.066%	2034	0.066%
74	NWS	Commercial	Large Commercia	K12 Education	HVAC	Variable Speed Drives for HVAC	Commercial Prescriptive & Custom	2015	0.0092%	2034	0.055%	2034	0.055%
75	NWS	Commercial	Large Commercia	Education with Summer Sessions	HVAC	Variable Speed Drives for HVAC	Commercial Prescriptive & Custom	2015	0.0080%	2034	0.048%	2034	0.048%
76	NWS	Commercial	Large Commercia	Education with Summer Sessions	HVAC	Variable Speed Drives for HVAC	Commercial Prescriptive & Custom	2015	0.0030%	2034	0.018%	2034	0.018%
77	NWS	Commercial	Large Commercia	Education with Summer Sessions	HVAC	Variable Speed Drives for HVAC	Commercial Prescriptive & Custom	2015	0.0110%	2034	0.066%	2034	0.066%
78	NWS	Commercial	Large Commercia	Education with Summer Sessions	HVAC	Variable Speed Drives for HVAC	Commercial Prescriptive & Custom	2015	0.0099%	2034	0.060%	2034	0.060%
79	NWS	Commercial	Large Commercia	Lodging	HVAC	Variable Speed Drives for HVAC	Commercial Prescriptive & Custom	2015	0.0088%	2034	0.053%	2034	0.053%
80	NWS	Commercial	Large Commercia	Lodging	HVAC	Variable Speed Drives for HVAC	Commercial Prescriptive & Custom	2015	0.0036%	2034	0.022%	2034	0.022%
81	NWS	Commercial	Large Commercia	Lodging	HVAC	Variable Speed Drives for HVAC	Commercial Prescriptive & Custom	2015	0.0110%	2034	0.066%	2034	0.066%
82	NWS	Commercial	Large Commercia	Lodging	HVAC	Variable Speed Drives for HVAC	Commercial Prescriptive & Custom	2015	0.0106%	2034	0.064%	2034	0.064%
83	NWS	Commercial	Large Commercia	General Large Commercia	HVAC	Variable Speed Drives for HVAC	Commercial Prescriptive & Custom	2015	0.0097%	2034	0.058%	2034	0.058%
84	NWS	Commercial	Large Commercia	General Large Commercia	HVAC	Variable Speed Drives for HVAC	Commercial Prescriptive & Custom	2015	0.0044%	2034	0.026%	2034	0.026%
85	NWS	Commercial	Large Commercia	General Large Commercia	HVAC	Variable Speed Drives for HVAC	Commercial Prescriptive & Custom	2015	0.0110%	2034	0.066%	2034	0.066%
86	NWS	Commercial	Large Commercia	General Large Commercia	HVAC	Variable Speed Drives for HVAC	Commercial Prescriptive & Custom	2015	0.0113%	2034	0.068%	2034	0.068%
87	NWS	Commercial	Small Commercia	All	HVAC	Dual Enthalpy Economize	Commercial Prescriptive & Custom	2015	0.0062%	2034	0.037%	2034	0.037%
88	NWS	Commercial	Large Commercia	All	HVAC	Dual Enthalpy Economize	Commercial Prescriptive & Custom	2015	0.0065%	2034	0.039%	2034	0.039%
89	NWS	Commercial	Small Commercia	All	HVAC	Demand Controlled Ventilatio	Commercial Prescriptive & Custom	2015	0.0071%	2034	0.043%	2034	0.043%
90	NWS	Commercial	Large Commercia	All	HVAC	Demand Controlled Ventilatio	Commercial Prescriptive & Custom	2015	0.0026%	2034	0.016%	2034	0.016%
91	WS	Commercial	Small Commercia	All	HVAC	Ground Source Heatpump	*N/A	*N/A	*N/A	*N/A	*N/A	*N/A	*N/A
92	WS	Commercial	Small Commercia	All	HVAC	AC Tune-Up	Small Business Solutions	2015	0.0694%	2034	0.416%	2034	0.416%
93	NWS	Commercial	Small Commercia	All	HVAC	ctronically Commutated Motors for Refrigeration and HVAC Applic	Small Business Solutions	2015	0.2201%	2034	1.320%	2034	1.320%
94	NWS	Commercial	All	Hospital	Lighting	High Performance T8/T5 with Low-BF Ballas	*N/A	*N/A	*N/A	*N/A	*N/A	*N/A	*N/A
95	NWS	Commercial	All	Hospital	Lighting	High Performance T8/T5 with Low-BF Ballas	*N/A	*N/A	*N/A	*N/A	*N/A	*N/A	*N/A
96	NWS	Commercial	All	Hospital	Lighting	High Performance T8/T5 with Low-BF Ballas	*N/A	*N/A	*N/A	*N/A	*N/A	*N/A	*N/A
97	NWS	Commercial	All	Hospital	Lighting	High Performance T8/T5 with Low-BF Ballas	*N/A	*N/A	*N/A	*N/A	*N/A	*N/A	*N/A
98	NWS	Commercial	All	K12 Education	Lighting	High Performance T8/T5 with Low-BF Ballas	*N/A	*N/A	*N/A	*N/A	*N/A	*N/A	*N/A
99	NWS	Commercial	All	K12 Education	Lighting	High Performance T8/T5 with Low-BF Ballas	*N/A	*N/A	*N/A	*N/A	*N/A	*N/A	*N/A
100	NWS	Commercial	All	K12 Education	Lighting	High Performance T8/T5 with Low-BF Ballas	*N/A	*N/A	*N/A	*N/A	*N/A	*N/A	*N/A
101	NWS	Commercial	All	K12 Education	Lighting	High Performance T8/T5 with Low-BF Ballas	*N/A	*N/A	*N/A	*N/A	*N/A	*N/A	*N/A
102	NWS	Commercial	All	Education with Summer Sessions	Lighting	High Performance T8/T5 with Low-BF Ballas	*N/A	*N/A	*N/A	*N/A	*N/A	*N/A	*N/A
103	NWS	Commercial	All	Education with Summer Sessions	Lighting	High Performance T8/T5 with Low-BF Ballas	*N/A	*N/A	*N/A	*N/A	*N/A	*N/A	*N/A
104	NWS	Commercial	All	Education with Summer Sessions	Lighting	High Performance T8/T5 with Low-BF Ballas	*N/A	*N/A	*N/A	*N/A	*N/A	*N/A	*N/A
105	NWS	Commercial	All	Education with Summer Sessions	Lighting	High Performance T8/T5 with Low-BF Ballas	*N/A	*N/A	*N/A	*N/A	*N/A	*N/A	*N/A
106	NWS	Commercial	All	Lodging	Lighting	High Performance T8/T5 with Low-BF Ballas	*N/A	*N/A	*N/A	*N/A	*N/A	*N/A	*N/A
107	NWS	Commercial	All	Lodging	Lighting	High Performance T8/T5 with Low-BF Ballas	*N/A	*N/A	*N/A	*N/A	*N/A	*N/A	*N/A
108	NWS	Commercial	All	Lodging	Lighting	High Performance T8/T5 with Low-BF Ballas	*N/A	*N/A	*N/A	*N/A	*N/A	*N/A	*N/A
109	NWS	Commercial	All	Lodging	Lighting	High Performance T8/T5 with Low-BF Ballas	*N/A	*N/A	*N/A	*N/A	*N/A	*N/A	*N/A
110	NWS	Commercial	All	General Large Commercia	Lighting	High Performance T8/T5 with Low-BF Ballas	*N/A	*N/A	*N/A	*N/A	*N/A	*N/A	*N/A
111	NWS	Commercial	All	General Large Commercia	Lighting	High Performance T8/T5 with Low-BF Ballas	*N/A	*N/A	*N/A	*N/A	*N/A	*N/A	*N/A
112	NWS	Commercial	All	General Large Commercia	Lighting	High Performance T8/T5 with Low-BF Ballas	*N/A	*N/A	*N/A	*N/A	*N/A	*N/A	*N/A
113	NWS	Commercial	All	General Large Commercia	Lighting	High Performance T8/T5 with Low-BF Ballas	*N/A	*N/A	*N/A	*N/A	*N/A	*N/A	*N/A
114	NWS	Commercial	All	General Small Commercia	Lighting	High Performance T8/T5 with Low-BF Ballas	*N/A	*N/A	*N/A	*N/A	*N/A	*N/A	*N/A
115	NWS	Commercial	All	General Small Commercia	Lighting	High Performance T8/T5 with Low-BF Ballas	*N/A	*N/A	*N/A	*N/A	*N/A	*N/A	*N/A
116	NWS	Commercial	All	General Small Commercia	Lighting	High Performance T8/T5 with Low-BF Ballas	*N/A	*N/A	*N/A	*N/A	*N/A	*N/A	*N/A
117	NWS	Commercial	All	General Small Commercia	Lighting	High Performance T8/T5 with Low-BF Ballas	*N/A	*N/A	*N/A	*N/A	*N/A	*N/A	*N/A
118	NWS	Commercial	All	Hospital	Lighting	Reduced Wattage T8/T5 Lamps	Commercial Prescriptive & Custom	2015	0.6667%	2034	4.000%	2034	4.000%
119	NWS	Commercial	All	K12 Education	Lighting	Reduced Wattage T8/T5 Lamps	Commercial Prescriptive & Custom	2015	0.5403%	2034	3.242%	2034	3.242%
120	NWS	Commercial	All	Education with Summer Sessions	Lighting	Reduced Wattage T8/T5 Lamps	Commercial Prescriptive & Custom	2015	0.5920%	2034	3.552%	2034	3.552%

*N/A: Measure did not pass measure level screening and therefore was not included in a program.

MEASURE DESCRIPTION							PROGRAM	PARTICIPATION LOW CASE					
Measure ID	Weather Sensitive	Sector	Sub-Sector	Building Type	End Use	Measure Name	Program	First Year of Participation (So Year)	First Year Participation Rate (So)	Year of Maximum Annual Participation (Smax)	Maximum Annual Participation Rate (Smax)	Final Year of Participation (Fo Year)	Final Year Participation Rate (Fo)
121	NWS	Commercial	All	Lodging	Lighting	Reduced Wattage T8/T5 Lamps	Commercial Prescriptive & Custom	2015	0.6667%	2034	4.000%	2034	4.000%
122	NWS	Commercial	All	General Large Commercia	Lighting	Reduced Wattage T8/T5 Lamps	Commercial Prescriptive & Custom	2015	0.6000%	2034	3.600%	2034	3.600%
123	NWS	Commercial	All	General Small Commercia	Lighting	Reduced Wattage T8/T5 Lamps	Commercial Prescriptive & Custom	2015	0.6184%	2034	3.710%	2034	3.710%
124	NWS	Commercial	All	Hospital	Lighting	Reduced Wattage T8/T5 Lamps	*N/A	*N/A	*N/A	*N/A	*N/A	*N/A	*N/A
125	NWS	Commercial	All	K12 Education	Lighting	Reduced Wattage T8/T5 Lamps	*N/A	*N/A	*N/A	*N/A	*N/A	*N/A	*N/A
126	NWS	Commercial	All	Education with Summer Sessions	Lighting	Reduced Wattage T8/T5 Lamps	*N/A	*N/A	*N/A	*N/A	*N/A	*N/A	*N/A
127	NWS	Commercial	All	Lodging	Lighting	Reduced Wattage T8/T5 Lamps	*N/A	*N/A	*N/A	*N/A	*N/A	*N/A	*N/A
128	NWS	Commercial	All	General Large Commercia	Lighting	Reduced Wattage T8/T5 Lamps	*N/A	*N/A	*N/A	*N/A	*N/A	*N/A	*N/A
129	NWS	Commercial	All	General Small Commercia	Lighting	Reduced Wattage T8/T5 Lamps	*N/A	*N/A	*N/A	*N/A	*N/A	*N/A	*N/A
130	NWS	Commercial	All	Hospital	Lighting	Linear Florescent Fixture Upgrade	Commercial Prescriptive & Custom	2015	0.2373%	2034	1.424%	2034	1.424%
131	NWS	Commercial	All	K12 Education	Lighting	Linear Florescent Fixture Upgrade	Commercial Prescriptive & Custom	2015	0.0505%	2034	0.303%	2034	0.303%
132	NWS	Commercial	All	Education with Summer Sessions	Lighting	Linear Florescent Fixture Upgrade	Commercial Prescriptive & Custom	2015	0.0200%	2034	0.120%	2034	0.120%
133	NWS	Commercial	All	Lodging	Lighting	Linear Florescent Fixture Upgrade	Commercial Prescriptive & Custom	2015	0.2891%	2034	1.734%	2034	1.734%
134	NWS	Commercial	All	General Large Commercia	Lighting	Linear Florescent Fixture Upgrade	Commercial Prescriptive & Custom	2015	0.1092%	2034	0.655%	2034	0.655%
135	NWS	Commercial	All	General Small Commercia	Lighting	Linear Florescent Fixture Upgrade	Commercial Prescriptive & Custom	2015	0.1363%	2034	0.818%	2034	0.818%
136	NWS	Commercial	All	Hospital	Lighting	Linear Florescent Fixture Upgrade	Commercial Prescriptive & Custom	2015	0.4627%	2034	2.776%	2034	2.776%
137	NWS	Commercial	All	K12 Education	Lighting	Linear Florescent Fixture Upgrade	Commercial Prescriptive & Custom	2015	0.2005%	2034	1.203%	2034	1.203%
138	NWS	Commercial	All	Education with Summer Sessions	Lighting	Linear Florescent Fixture Upgrade	Commercial Prescriptive & Custom	2015	0.2882%	2034	1.729%	2034	1.729%
139	NWS	Commercial	All	Lodging	Lighting	Linear Florescent Fixture Upgrade	Commercial Prescriptive & Custom	2015	0.5148%	2034	3.089%	2034	3.089%
140	NWS	Commercial	All	General Large Commercia	Lighting	Linear Florescent Fixture Upgrade	Commercial Prescriptive & Custom	2015	0.3042%	2034	1.825%	2034	1.825%
141	NWS	Commercial	All	General Small Commercia	Lighting	Linear Florescent Fixture Upgrade	Commercial Prescriptive & Custom	2015	0.3428%	2034	2.057%	2034	2.057%
142	NWS	Commercial	All	Hospital	Lighting	Linear Florescent Fixture Upgrade	Commercial Prescriptive & Custom	2015	0.0945%	2034	0.567%	2034	0.567%
143	NWS	Commercial	All	K12 Education	Lighting	Linear Florescent Fixture Upgrade	Commercial Prescriptive & Custom	2015	0.0076%	2034	0.045%	2034	0.045%
144	NWS	Commercial	All	Education with Summer Sessions	Lighting	Linear Florescent Fixture Upgrade	Commercial Prescriptive & Custom	2015	0.0226%	2034	0.136%	2034	0.136%
145	NWS	Commercial	All	Lodging	Lighting	Linear Florescent Fixture Upgrade	Commercial Prescriptive & Custom	2015	0.1305%	2034	0.783%	2034	0.783%
146	NWS	Commercial	All	General Large Commercia	Lighting	Linear Florescent Fixture Upgrade	Commercial Prescriptive & Custom	2015	0.0267%	2034	0.160%	2034	0.160%
147	NWS	Commercial	All	General Small Commercia	Lighting	Linear Florescent Fixture Upgrade	Commercial Prescriptive & Custom	2015	0.0382%	2034	0.229%	2034	0.229%
148	NWS	Commercial	All	Hospital	Lighting	Linear Florescent Fixture Upgrade	Commercial Prescriptive & Custom	2015	0.3099%	2034	1.860%	2034	1.860%
149	NWS	Commercial	All	K12 Education	Lighting	Linear Florescent Fixture Upgrade	Commercial Prescriptive & Custom	2015	0.0877%	2034	0.526%	2034	0.526%
150	NWS	Commercial	All	Education with Summer Sessions	Lighting	Linear Florescent Fixture Upgrade	Commercial Prescriptive & Custom	2015	0.1517%	2034	0.910%	2034	0.910%
151	NWS	Commercial	All	Lodging	Lighting	Linear Florescent Fixture Upgrade	Commercial Prescriptive & Custom	2015	0.3641%	2034	2.185%	2034	2.185%
152	NWS	Commercial	All	General Large Commercia	Lighting	Linear Florescent Fixture Upgrade	Commercial Prescriptive & Custom	2015	0.1645%	2034	0.987%	2034	0.987%
153	NWS	Commercial	All	General Small Commercia	Lighting	Linear Florescent Fixture Upgrade	Commercial Prescriptive & Custom	2015	0.1971%	2034	1.183%	2034	1.183%
154	NWS	Commercial	All	Hospital	Lighting	Commercial Standard CFL	*N/A	*N/A	*N/A	*N/A	*N/A	*N/A	*N/A
155	NWS	Commercial	All	Hospital	Lighting	Commercial Standard CFL	*N/A	*N/A	*N/A	*N/A	*N/A	*N/A	*N/A
156	NWS	Commercial	All	K12 Education	Lighting	Commercial Standard CFL	*N/A	*N/A	*N/A	*N/A	*N/A	*N/A	*N/A
157	NWS	Commercial	All	K12 Education	Lighting	Commercial Standard CFL	*N/A	*N/A	*N/A	*N/A	*N/A	*N/A	*N/A
158	NWS	Commercial	All	Education with Summer Sessions	Lighting	Commercial Standard CFL	*N/A	*N/A	*N/A	*N/A	*N/A	*N/A	*N/A
159	NWS	Commercial	All	Education with Summer Sessions	Lighting	Commercial Standard CFL	*N/A	*N/A	*N/A	*N/A	*N/A	*N/A	*N/A
160	NWS	Commercial	All	Lodging	Lighting	Commercial Standard CFL	Commercial Prescriptive & Custom	2015	0.5000%	2034	3.000%	2034	3.000%
161	NWS	Commercial	All	Lodging	Lighting	Commercial Standard CFL	Commercial Prescriptive & Custom	2015	0.5000%	2034	3.000%	2034	3.000%
162	NWS	Commercial	All	General Large Commercia	Lighting	Commercial Standard CFL	*N/A	*N/A	*N/A	*N/A	*N/A	*N/A	*N/A
163	NWS	Commercial	All	General Large Commercia	Lighting	Commercial Standard CFL	*N/A	*N/A	*N/A	*N/A	*N/A	*N/A	*N/A
164	NWS	Commercial	All	General Small Commercia	Lighting	Commercial Standard CFL	*N/A	*N/A	*N/A	*N/A	*N/A	*N/A	*N/A
165	NWS	Commercial	All	General Small Commercia	Lighting	Commercial Standard CFL	*N/A	*N/A	*N/A	*N/A	*N/A	*N/A	*N/A
166	NWS	Commercial	All	Hospital	Lighting	LED Bulbs	Commercial Prescriptive & Custom	2015	0.8331%	2020	4.242%	2020	4.242%
167	NWS	Commercial	All	Hospital	Lighting	LED Bulbs	Commercial Prescriptive & Custom	2015	1.1667%	2034	7.000%	2034	7.000%
168	NWS	Commercial	All	K12 Education	Lighting	LED Bulbs	Commercial Prescriptive & Custom	2015	0.6747%	2020	3.435%	2020	3.435%
169	NWS	Commercial	All	K12 Education	Lighting	LED Bulbs	Commercial Prescriptive & Custom	2015	1.0477%	2034	6.286%	2034	6.286%
170	NWS	Commercial	All	Education with Summer Sessions	Lighting	LED Bulbs	Commercial Prescriptive & Custom	2015	0.7394%	2020	3.765%	2020	3.765%
171	NWS	Commercial	All	Education with Summer Sessions	Lighting	LED Bulbs	Commercial Prescriptive & Custom	2015	1.1218%	2034	6.731%	2034	6.731%
172	NWS	Commercial	All	Lodging	Lighting	LED Bulbs	Commercial Prescriptive & Custom	2015	0.7003%	2020	3.566%	2020	3.566%
173	NWS	Commercial	All	Lodging	Lighting	LED Bulbs	Commercial Prescriptive & Custom	2015	1.0772%	2034	6.463%	2034	6.463%
174	NWS	Commercial	All	General Large Commercia	Lighting	LED Bulbs	Commercial Prescriptive & Custom	2015	0.7495%	2020	3.816%	2020	3.816%
175	NWS	Commercial	All	General Large Commercia	Lighting	LED Bulbs	Commercial Prescriptive & Custom	2015	1.1333%	2034	6.799%	2034	6.799%
176	NWS	Commercial	All	General Small Commercia	Lighting	LED Bulbs	Commercial Prescriptive & Custom	2015	0.7725%	2020	3.933%	2020	3.933%
177	NWS	Commercial	All	General Small Commercia	Lighting	LED Bulbs	Commercial Prescriptive & Custom	2015	1.1591%	2034	6.954%	2034	6.954%
178	NWS	Commercial	Large Commercia	All	Lighting	Efficient High Bay Lighting	Commercial Prescriptive & Custom	2015	0.0451%	2034	0.270%	2034	0.270%
179	NWS	Commercial	Small Commercia	All	Lighting	Efficient High Bay Lighting	Commercial Prescriptive & Custom	2015	0.0727%	2034	0.436%	2034	0.436%
180	NWS	Commercial	Large Commercia	All	Lighting	Efficient High Bay Lighting	Commercial Prescriptive & Custom	2015	0.0956%	2034	0.573%	2034	0.573%

*N/A: Measure did not pass measure level screening and therefore was not included in a program.

MEASURE DESCRIPTION							PROGRAM	PARTICIPATION LOW CASE					
Measure ID	Weather Sensitive	Sector	Sub-Sector	Building Type	End Use	Measure Name	Program	First Year of Participation (So Year)	First Year Participation Rate (So)	Year of Maximum Annual Participation (Smax)	Maximum Annual Participation Rate (Smax)	Final Year of Participation (Fo Year)	Final Year Participation Rate (Fo)
181	NWS	Commercial	Small Commercia	All	Lighting	Efficient High Bay Lighting	Commercial Prescriptive & Custom	2015	0.1151%	2034	0.691%	2034	0.691%
182	NWS	Commercial	Large Commercia	All	Lighting	Efficient High Bay Lighting	Commercial Prescriptive & Custom	2015	0.1200%	2034	0.720%	2034	0.720%
183	NWS	Commercial	Small Commercia	All	Lighting	Efficient High Bay Lighting	Commercial Prescriptive & Custom	2015	0.1407%	2034	0.844%	2034	0.844%
184	NWS	Commercial	Large Commercia	All	Lighting	Efficient High Bay Lighting	Commercial Prescriptive & Custom	2015	0.1929%	2034	1.157%	2034	1.157%
185	NWS	Commercial	Small Commercia	All	Lighting	Efficient High Bay Lighting	Commercial Prescriptive & Custom	2015	0.2138%	2034	1.283%	2034	1.283%
186	NWS	Commercial	Large Commercia	All	Lighting	Efficient High Bay Lighting	Commercial Prescriptive & Custom	2015	0.1043%	2034	0.626%	2034	0.626%
187	NWS	Commercial	Small Commercia	All	Lighting	Efficient High Bay Lighting	Commercial Prescriptive & Custom	2015	0.1415%	2034	0.849%	2034	0.849%
188	NWS	Commercial	Large Commercia	All	Lighting	Efficient High Bay Lighting	Commercial Prescriptive & Custom	2015	0.0285%	2034	0.171%	2034	0.171%
189	NWS	Commercial	Small Commercia	All	Lighting	Efficient High Bay Lighting	Commercial Prescriptive & Custom	2015	0.0505%	2034	0.303%	2034	0.303%
190	NWS	Commercial	Large Commercia	All	Lighting	Lighting Controls	Commercial Prescriptive & Custom	2015	0.0935%	2034	0.561%	2034	0.561%
191	NWS	Commercial	Large Commercia	All	Lighting	Lighting Controls	Commercial Prescriptive & Custom	2015	0.0637%	2034	0.382%	2034	0.382%
192	NWS	Commercial	Large Commercia	All	Lighting	Lighting Controls	Commercial Prescriptive & Custom	2015	0.0202%	2034	0.121%	2034	0.121%
193	NWS	Commercial	Large Commercia	All	Lighting	Lighting Controls	Commercial Prescriptive & Custom	2015	0.0935%	2034	0.561%	2034	0.561%
194	NWS	Commercial	Large Commercia	All	Lighting	Lighting Controls	Commercial Prescriptive & Custom	2015	0.1132%	2034	0.679%	2034	0.679%
195	NWS	Commercial	Large Commercia	All	Lighting	Lighting Controls	Commercial Prescriptive & Custom	2015	0.1043%	2034	0.626%	2034	0.626%
196	NWS	Commercial	Large Commercia	All	Lighting	Lighting Controls	Commercial Prescriptive & Custom	2015	0.1043%	2034	0.626%	2034	0.626%
197	NWS	Commercial	Small Commercia	All	Lighting	Lighting Controls	Commercial Prescriptive & Custom	2015	0.1095%	2034	0.657%	2034	0.657%
198	NWS	Commercial	Small Commercia	All	Lighting	Lighting Controls	Commercial Prescriptive & Custom	2015	0.0808%	2034	0.485%	2034	0.485%
199	NWS	Commercial	Small Commercia	All	Lighting	Lighting Controls	Commercial Prescriptive & Custom	2015	0.0325%	2034	0.195%	2034	0.195%
200	NWS	Commercial	Small Commercia	All	Lighting	Lighting Controls	Commercial Prescriptive & Custom	2015	0.1095%	2034	0.657%	2034	0.657%
201	NWS	Commercial	Small Commercia	All	Lighting	Lighting Controls	Commercial Prescriptive & Custom	2015	0.1275%	2034	0.765%	2034	0.765%
202	NWS	Commercial	Small Commercia	All	Lighting	Lighting Controls	Commercial Prescriptive & Custom	2015	0.1195%	2034	0.717%	2034	0.717%
203	NWS	Commercial	Small Commercia	All	Lighting	Lighting Controls	Commercial Prescriptive & Custom	2015	0.1195%	2034	0.717%	2034	0.717%
204	NWS	Commercial	Small Commercia	All	Lighting	LED Exit Signs	Commercial Prescriptive & Custom	2015	0.1750%	2034	1.050%	2034	1.050%
205	NWS	Commercial	All	Hospital	Refrigeratior	cally Commutated Motors (ECM) for Walk-in and Reach-in Coolers	Commercial Prescriptive & Custom	2015	0.4063%	2034	2.438%	2034	2.438%
206	NWS	Commercial	All	K12 Education	Refrigeratior	cally Commutated Motors (ECM) for Walk-in and Reach-in Coolers	Commercial Prescriptive & Custom	2015	0.4063%	2034	2.438%	2034	2.438%
207	NWS	Commercial	All	Education with Summer Sessions	Refrigeratior	cally Commutated Motors (ECM) for Walk-in and Reach-in Coolers	Commercial Prescriptive & Custom	2015	0.4063%	2034	2.438%	2034	2.438%
208	NWS	Commercial	All	Lodging	Refrigeratior	cally Commutated Motors (ECM) for Walk-in and Reach-in Coolers	Commercial Prescriptive & Custom	2015	0.4063%	2034	2.438%	2034	2.438%
209	NWS	Commercial	All	Food Sales	Refrigeratior	cally Commutated Motors (ECM) for Walk-in and Reach-in Coolers	Commercial Prescriptive & Custom	2015	0.3984%	2034	2.391%	2034	2.391%
210	NWS	Commercial	All	Restaurant	Refrigeratior	cally Commutated Motors (ECM) for Walk-in and Reach-in Coolers	Commercial Prescriptive & Custom	2015	0.4063%	2034	2.438%	2034	2.438%
211	NWS	Commercial	All	Hospital	Refrigeratior	ENERGY STAR Solid Door Refrigerato	Commercial Prescriptive & Custom	2015	0.4215%	2034	2.529%	2034	2.529%
212	NWS	Commercial	All	Hospital	Refrigeratior	ENERGY STAR Solid Door Refrigerato	Commercial Prescriptive & Custom	2015	0.4529%	2034	2.717%	2034	2.717%
213	NWS	Commercial	All	Hospital	Refrigeratior	ENERGY STAR Solid Door Refrigerato	Commercial Prescriptive & Custom	2015	0.4928%	2034	2.956%	2034	2.956%
214	NWS	Commercial	All	Hospital	Refrigeratior	ENERGY STAR Solid Door Refrigerato	Commercial Prescriptive & Custom	2015	0.4740%	2034	2.844%	2034	2.844%
215	NWS	Commercial	All	Hospital	Refrigeratior	ENERGY STAR Solid Door Freeze	Commercial Prescriptive & Custom	2015	0.5000%	2034	3.000%	2034	3.000%
216	NWS	Commercial	All	Hospital	Refrigeratior	ENERGY STAR Solid Door Freeze	Commercial Prescriptive & Custom	2015	0.5000%	2034	3.000%	2034	3.000%
217	NWS	Commercial	All	Hospital	Refrigeratior	ENERGY STAR Solid Door Freeze	Commercial Prescriptive & Custom	2015	0.5000%	2034	3.000%	2034	3.000%
218	NWS	Commercial	All	Hospital	Refrigeratior	ENERGY STAR Solid Door Freeze	Commercial Prescriptive & Custom	2015	0.5000%	2034	3.000%	2034	3.000%
219	NWS	Commercial	All	K12 Education	Refrigeratior	ENERGY STAR Solid Door Refrigerato	Commercial Prescriptive & Custom	2015	0.4215%	2034	2.529%	2034	2.529%
220	NWS	Commercial	All	K12 Education	Refrigeratior	ENERGY STAR Solid Door Refrigerato	Commercial Prescriptive & Custom	2015	0.4529%	2034	2.717%	2034	2.717%
221	NWS	Commercial	All	K12 Education	Refrigeratior	ENERGY STAR Solid Door Refrigerato	Commercial Prescriptive & Custom	2015	0.4928%	2034	2.956%	2034	2.956%
222	NWS	Commercial	All	K12 Education	Refrigeratior	ENERGY STAR Solid Door Refrigerato	Commercial Prescriptive & Custom	2015	0.4740%	2034	2.844%	2034	2.844%
223	NWS	Commercial	All	K12 Education	Refrigeratior	ENERGY STAR Solid Door Freeze	Commercial Prescriptive & Custom	2015	0.5000%	2034	3.000%	2034	3.000%
224	NWS	Commercial	All	K12 Education	Refrigeratior	ENERGY STAR Solid Door Freeze	Commercial Prescriptive & Custom	2015	0.5000%	2034	3.000%	2034	3.000%
225	NWS	Commercial	All	K12 Education	Refrigeratior	ENERGY STAR Solid Door Freeze	Commercial Prescriptive & Custom	2015	0.5000%	2034	3.000%	2034	3.000%
226	NWS	Commercial	All	K12 Education	Refrigeratior	ENERGY STAR Solid Door Freeze	Commercial Prescriptive & Custom	2015	0.5000%	2034	3.000%	2034	3.000%
227	NWS	Commercial	All	Education with Summer Sessions	Refrigeratior	ENERGY STAR Solid Door Refrigerato	Commercial Prescriptive & Custom	2015	0.4215%	2034	2.529%	2034	2.529%
228	NWS	Commercial	All	Education with Summer Sessions	Refrigeratior	ENERGY STAR Solid Door Refrigerato	Commercial Prescriptive & Custom	2015	0.4529%	2034	2.717%	2034	2.717%
229	NWS	Commercial	All	Education with Summer Sessions	Refrigeratior	ENERGY STAR Solid Door Refrigerato	Commercial Prescriptive & Custom	2015	0.4928%	2034	2.956%	2034	2.956%
230	NWS	Commercial	All	Education with Summer Sessions	Refrigeratior	ENERGY STAR Solid Door Refrigerato	Commercial Prescriptive & Custom	2015	0.4740%	2034	2.844%	2034	2.844%
231	NWS	Commercial	All	Education with Summer Sessions	Refrigeratior	ENERGY STAR Solid Door Freeze	Commercial Prescriptive & Custom	2015	0.5000%	2034	3.000%	2034	3.000%
232	NWS	Commercial	All	Education with Summer Sessions	Refrigeratior	ENERGY STAR Solid Door Freeze	Commercial Prescriptive & Custom	2015	0.5000%	2034	3.000%	2034	3.000%
233	NWS	Commercial	All	Education with Summer Sessions	Refrigeratior	ENERGY STAR Solid Door Freeze	Commercial Prescriptive & Custom	2015	0.5000%	2034	3.000%	2034	3.000%
234	NWS	Commercial	All	Education with Summer Sessions	Refrigeratior	ENERGY STAR Solid Door Freeze	Commercial Prescriptive & Custom	2015	0.5000%	2034	3.000%	2034	3.000%
235	NWS	Commercial	All	Lodging	Refrigeratior	ENERGY STAR Solid Door Refrigerato	Commercial Prescriptive & Custom	2015	0.4215%	2034	2.529%	2034	2.529%
236	NWS	Commercial	All	Lodging	Refrigeratior	ENERGY STAR Solid Door Refrigerato	Commercial Prescriptive & Custom	2015	0.4529%	2034	2.717%	2034	2.717%
237	NWS	Commercial	All	Lodging	Refrigeratior	ENERGY STAR Solid Door Refrigerato	Commercial Prescriptive & Custom	2015	0.4928%	2034	2.956%	2034	2.956%
238	NWS	Commercial	All	Lodging	Refrigeratior	ENERGY STAR Solid Door Refrigerato	Commercial Prescriptive & Custom	2015	0.4740%	2034	2.844%	2034	2.844%
239	NWS	Commercial	All	Lodging	Refrigeratior	ENERGY STAR Solid Door Freeze	Commercial Prescriptive & Custom	2015	0.5000%	2034	3.000%	2034	3.000%
240	NWS	Commercial	All	Lodging	Refrigeratior	ENERGY STAR Solid Door Freeze	Commercial Prescriptive & Custom	2015	0.5000%	2034	3.000%	2034	3.000%

*N/A: Measure did not pass measure level screening and therefore was not included in a program.

MEASURE DESCRIPTION							PROGRAM	PARTICIPATION LOW CASE					
Measure ID	Weather Sensitive	Sector	Sub-Sector	Building Type	End Use	Measure Name	Program	First Year of Participation (So Year)	First Year Participation Rate (So)	Year of Maximum Annual Participation (Smax)	Maximum Annual Participation Rate (Smax)	Final Year of Participation (Fo Year)	Final Year Participation Rate (Fo)
241	NWS	Commercial	All	Lodging	Refrigeratior	ENERGY STAR Solid Door Freeze	Commercial Prescriptive & Custorr	2015	0.5000%	2034	3.000%	2034	3.000%
242	NWS	Commercial	All	Lodging	Refrigeratior	ENERGY STAR Solid Door Freeze	Commercial Prescriptive & Custorr	2015	0.5000%	2034	3.000%	2034	3.000%
243	NWS	Commercial	All	Food Sales	Refrigeratior	ENERGY STAR Solid Door Refrigerato	Commercial Prescriptive & Custorr	2015	0.4215%	2034	2.529%	2034	2.529%
244	NWS	Commercial	All	Food Sales	Refrigeratior	ENERGY STAR Solid Door Refrigerato	Commercial Prescriptive & Custorr	2015	0.4529%	2034	2.717%	2034	2.717%
245	NWS	Commercial	All	Food Sales	Refrigeratior	ENERGY STAR Solid Door Refrigerato	Commercial Prescriptive & Custorr	2015	0.4928%	2034	2.956%	2034	2.956%
246	NWS	Commercial	All	Food Sales	Refrigeratior	ENERGY STAR Solid Door Refrigerato	Commercial Prescriptive & Custorr	2015	0.4740%	2034	2.844%	2034	2.844%
247	NWS	Commercial	All	Food Sales	Refrigeratior	ENERGY STAR Solid Door Freeze	Commercial Prescriptive & Custorr	2015	0.5000%	2034	3.000%	2034	3.000%
248	NWS	Commercial	All	Food Sales	Refrigeratior	ENERGY STAR Solid Door Freeze	Commercial Prescriptive & Custorr	2015	0.5000%	2034	3.000%	2034	3.000%
249	NWS	Commercial	All	Food Sales	Refrigeratior	ENERGY STAR Solid Door Freeze	Commercial Prescriptive & Custorr	2015	0.5000%	2034	3.000%	2034	3.000%
250	NWS	Commercial	All	Food Sales	Refrigeratior	ENERGY STAR Solid Door Freeze	Commercial Prescriptive & Custorr	2015	0.5000%	2034	3.000%	2034	3.000%
251	NWS	Commercial	All	Restaurant	Refrigeratior	ENERGY STAR Solid Door Refrigerato	Commercial Prescriptive & Custorr	2015	0.4215%	2034	2.529%	2034	2.529%
252	NWS	Commercial	All	Restaurant	Refrigeratior	ENERGY STAR Solid Door Refrigerato	Commercial Prescriptive & Custorr	2015	0.4529%	2034	2.717%	2034	2.717%
253	NWS	Commercial	All	Restaurant	Refrigeratior	ENERGY STAR Solid Door Refrigerato	Commercial Prescriptive & Custorr	2015	0.4928%	2034	2.956%	2034	2.956%
254	NWS	Commercial	All	Restaurant	Refrigeratior	ENERGY STAR Solid Door Refrigerato	Commercial Prescriptive & Custorr	2015	0.4740%	2034	2.844%	2034	2.844%
255	NWS	Commercial	All	Restaurant	Refrigeratior	ENERGY STAR Solid Door Freeze	Commercial Prescriptive & Custorr	2015	0.5000%	2034	3.000%	2034	3.000%
256	NWS	Commercial	All	Restaurant	Refrigeratior	ENERGY STAR Solid Door Freeze	Commercial Prescriptive & Custorr	2015	0.5000%	2034	3.000%	2034	3.000%
257	NWS	Commercial	All	Restaurant	Refrigeratior	ENERGY STAR Solid Door Freeze	Commercial Prescriptive & Custorr	2015	0.5000%	2034	3.000%	2034	3.000%
258	NWS	Commercial	All	Restaurant	Refrigeratior	ENERGY STAR Solid Door Freeze	Commercial Prescriptive & Custorr	2015	0.5000%	2034	3.000%	2034	3.000%
259	NWS	Commercial	All	Hospital	Refrigeratior	Vending Machine Occupancy Controls	Commercial Prescriptive & Custorr	2015	0.4201%	2034	2.521%	2034	2.521%
260	NWS	Commercial	All	Hospital	Refrigeratior	Vending Machine Occupancy Controls	Commercial Prescriptive & Custorr	2015	0.3508%	2034	2.105%	2034	2.105%
261	NWS	Commercial	All	Hospital	Refrigeratior	Vending Machine Occupancy Controls	Commercial Prescriptive & Custorr	2015	0.3060%	2034	1.836%	2034	1.836%
262	NWS	Commercial	All	K12 Education	Refrigeratior	Vending Machine Occupancy Controls	Commercial Prescriptive & Custorr	2015	0.4201%	2034	2.521%	2034	2.521%
263	NWS	Commercial	All	K12 Education	Refrigeratior	Vending Machine Occupancy Controls	Commercial Prescriptive & Custorr	2015	0.3508%	2034	2.105%	2034	2.105%
264	NWS	Commercial	All	K12 Education	Refrigeratior	Vending Machine Occupancy Controls	Commercial Prescriptive & Custorr	2015	0.3060%	2034	1.836%	2034	1.836%
265	NWS	Commercial	All	Education with Summer Sessions	Refrigeratior	Vending Machine Occupancy Controls	Commercial Prescriptive & Custorr	2015	0.4201%	2034	2.521%	2034	2.521%
266	NWS	Commercial	All	Education with Summer Sessions	Refrigeratior	Vending Machine Occupancy Controls	Commercial Prescriptive & Custorr	2015	0.3508%	2034	2.105%	2034	2.105%
267	NWS	Commercial	All	Education with Summer Sessions	Refrigeratior	Vending Machine Occupancy Controls	Commercial Prescriptive & Custorr	2015	0.3060%	2034	1.836%	2034	1.836%
268	NWS	Commercial	All	Lodging	Refrigeratior	Vending Machine Occupancy Controls	Commercial Prescriptive & Custorr	2015	0.4201%	2034	2.521%	2034	2.521%
269	NWS	Commercial	All	Lodging	Refrigeratior	Vending Machine Occupancy Controls	Commercial Prescriptive & Custorr	2015	0.3508%	2034	2.105%	2034	2.105%
270	NWS	Commercial	All	Lodging	Refrigeratior	Vending Machine Occupancy Controls	Commercial Prescriptive & Custorr	2015	0.3060%	2034	1.836%	2034	1.836%
271	NWS	Commercial	All	Food Sales	Refrigeratior	Vending Machine Occupancy Controls	Commercial Prescriptive & Custorr	2015	0.4201%	2034	2.521%	2034	2.521%
272	NWS	Commercial	All	Food Sales	Refrigeratior	Vending Machine Occupancy Controls	Commercial Prescriptive & Custorr	2015	0.3508%	2034	2.105%	2034	2.105%
273	NWS	Commercial	All	Food Sales	Refrigeratior	Vending Machine Occupancy Controls	Commercial Prescriptive & Custorr	2015	0.3060%	2034	1.836%	2034	1.836%
274	NWS	Commercial	All	Restaurant	Refrigeratior	Vending Machine Occupancy Controls	Commercial Prescriptive & Custorr	2015	0.4201%	2034	2.521%	2034	2.521%
275	NWS	Commercial	All	Restaurant	Refrigeratior	Vending Machine Occupancy Controls	Commercial Prescriptive & Custorr	2015	0.3508%	2034	2.105%	2034	2.105%
276	NWS	Commercial	All	Restaurant	Refrigeratior	Vending Machine Occupancy Controls	Commercial Prescriptive & Custorr	2015	0.3060%	2034	1.836%	2034	1.836%
277	NWS	Commercial	All	Hospital	Refrigeratior	Automatic Door Closer for Walk-in Coolers and Freezer	Commercial Prescriptive & Custorr	2015	0.3502%	2034	2.101%	2034	2.101%
278	NWS	Commercial	All	Hospital	Refrigeratior	Automatic Door Closer for Walk-in Coolers and Freezer	Commercial Prescriptive & Custorr	2015	0.4860%	2034	2.916%	2034	2.916%
279	NWS	Commercial	All	K12 Education	Refrigeratior	Automatic Door Closer for Walk-in Coolers and Freezer	Commercial Prescriptive & Custorr	2015	0.3502%	2034	2.101%	2034	2.101%
280	NWS	Commercial	All	K12 Education	Refrigeratior	Automatic Door Closer for Walk-in Coolers and Freezer	Commercial Prescriptive & Custorr	2015	0.4860%	2034	2.916%	2034	2.916%
281	NWS	Commercial	All	Education with Summer Sessions	Refrigeratior	Automatic Door Closer for Walk-in Coolers and Freezer	Commercial Prescriptive & Custorr	2015	0.3502%	2034	2.101%	2034	2.101%
282	NWS	Commercial	All	Education with Summer Sessions	Refrigeratior	Automatic Door Closer for Walk-in Coolers and Freezer	Commercial Prescriptive & Custorr	2015	0.4860%	2034	2.916%	2034	2.916%
283	NWS	Commercial	All	Lodging	Refrigeratior	Automatic Door Closer for Walk-in Coolers and Freezer	Commercial Prescriptive & Custorr	2015	0.3502%	2034	2.101%	2034	2.101%
284	NWS	Commercial	All	Lodging	Refrigeratior	Automatic Door Closer for Walk-in Coolers and Freezer	Commercial Prescriptive & Custorr	2015	0.4860%	2034	2.916%	2034	2.916%
285	NWS	Commercial	All	Food Sales	Refrigeratior	Automatic Door Closer for Walk-in Coolers and Freezer	Commercial Prescriptive & Custorr	2015	0.3502%	2034	2.101%	2034	2.101%
286	NWS	Commercial	All	Food Sales	Refrigeratior	Automatic Door Closer for Walk-in Coolers and Freezer	Commercial Prescriptive & Custorr	2015	0.4860%	2034	2.916%	2034	2.916%
287	NWS	Commercial	All	Restaurant	Refrigeratior	Automatic Door Closer for Walk-in Coolers and Freezer	Commercial Prescriptive & Custorr	2015	0.3502%	2034	2.101%	2034	2.101%
288	NWS	Commercial	All	Restaurant	Refrigeratior	Automatic Door Closer for Walk-in Coolers and Freezer	Commercial Prescriptive & Custorr	2015	0.4860%	2034	2.916%	2034	2.916%
289	NWS	Commercial	All	Food Sales	Refrigeratior	Door Heater Controls for Cooler or Freeze	Commercial Prescriptive & Custorr	2015	0.4122%	2034	2.473%	2034	2.473%
290	NWS	Commercial	All	Food Sales	Refrigeratior	Door Heater Controls for Cooler or Freeze	Commercial Prescriptive & Custorr	2015	0.2418%	2034	1.451%	2034	1.451%
291	NWS	Commercial	All	Food Sales	Refrigeratior	Door Heater Controls for Cooler or Freeze	Commercial Prescriptive & Custorr	2015	0.2418%	2034	1.451%	2034	1.451%
292	NWS	Commercial	All	Food Sales	Refrigeratior	Door Heater Controls for Cooler or Freeze	Commercial Prescriptive & Custorr	2015	0.4966%	2034	2.979%	2034	2.979%
293	NWS	Commercial	All	Food Sales	Refrigeratior	Door Heater Controls for Cooler or Freeze	Commercial Prescriptive & Custorr	2015	0.3756%	2034	2.253%	2034	2.253%
294	NWS	Commercial	All	Food Sales	Refrigeratior	Door Heater Controls for Cooler or Freeze	Commercial Prescriptive & Custorr	2015	0.3756%	2034	2.253%	2034	2.253%
295	NWS	Commercial	All	Restaurant	Refrigeratior	Door Heater Controls for Cooler or Freeze	Commercial Prescriptive & Custorr	2015	0.4122%	2034	2.473%	2034	2.473%
296	NWS	Commercial	All	Restaurant	Refrigeratior	Door Heater Controls for Cooler or Freeze	Commercial Prescriptive & Custorr	2015	0.2418%	2034	1.451%	2034	1.451%
297	NWS	Commercial	All	Restaurant	Refrigeratior	Door Heater Controls for Cooler or Freeze	Commercial Prescriptive & Custorr	2015	0.2418%	2034	1.451%	2034	1.451%
298	NWS	Commercial	All	Restaurant	Refrigeratior	Door Heater Controls for Cooler or Freeze	Commercial Prescriptive & Custorr	2015	0.4966%	2034	2.979%	2034	2.979%
299	NWS	Commercial	All	Restaurant	Refrigeratior	Door Heater Controls for Cooler or Freeze	Commercial Prescriptive & Custorr	2015	0.3756%	2034	2.253%	2034	2.253%
300	NWS	Commercial	All	Restaurant	Refrigeratior	Door Heater Controls for Cooler or Freeze	Commercial Prescriptive & Custorr	2015	0.3756%	2034	2.253%	2034	2.253%

*N/A: Measure did not pass measure level screening and therefore was not included in a program.

MEASURE DESCRIPTION							PROGRAM	PARTICIPATION LOW CASE					
Measure ID	Weather Sensitive	Sector	Sub-Sector	Building Type	End Use	Measure Name	Program	First Year of Participation (So Year)	First Year Participation Rate (So)	Year of Maximum Annual Participation (Smax)	Maximum Annual Participation Rate (Smax)	Final Year of Participation (Fo Year)	Final Year Participation Rate (Fo)
301	NWS	Commercial	All	Hospital	Refrigeratior	Evaporator Fan Contro	Commercial Prescriptive & Custorr	2015	0.0801%	2034	0.481%	2034	0.481%
302	NWS	Commercial	All	K12 Education	Refrigeratior	Evaporator Fan Contro	Commercial Prescriptive & Custorr	2015	0.0801%	2034	0.481%	2034	0.481%
303	NWS	Commercial	All	Education with Summer Sessions	Refrigeratior	Evaporator Fan Contro	Commercial Prescriptive & Custorr	2015	0.0801%	2034	0.481%	2034	0.481%
304	NWS	Commercial	All	Lodging	Refrigeratior	Evaporator Fan Contro	Commercial Prescriptive & Custorr	2015	0.0801%	2034	0.481%	2034	0.481%
305	NWS	Commercial	All	Food Sales	Refrigeratior	Evaporator Fan Contro	Commercial Prescriptive & Custorr	2015	0.0801%	2034	0.481%	2034	0.481%
306	NWS	Commercial	All	Restaurant	Refrigeratior	Evaporator Fan Contro	Commercial Prescriptive & Custorr	2015	0.0801%	2034	0.481%	2034	0.481%
307	NWS	Commercial	All	Hospital	Refrigeratior	Strip Curtain for Walk-in Coolers and Freezers	Commercial Prescriptive & Custorr	2015	0.4423%	2034	2.654%	2034	2.654%
308	NWS	Commercial	All	Hospital	Refrigeratior	Strip Curtain for Walk-in Coolers and Freezers	*N/A	*N/A	*N/A	*N/A	*N/A	*N/A	*N/A
309	NWS	Commercial	All	K12 Education	Refrigeratior	Strip Curtain for Walk-in Coolers and Freezers	Commercial Prescriptive & Custorr	2015	0.4423%	2034	2.654%	2034	2.654%
310	NWS	Commercial	All	K12 Education	Refrigeratior	Strip Curtain for Walk-in Coolers and Freezers	*N/A	*N/A	*N/A	*N/A	*N/A	*N/A	*N/A
311	NWS	Commercial	All	Education with Summer Sessions	Refrigeratior	Strip Curtain for Walk-in Coolers and Freezers	Commercial Prescriptive & Custorr	2015	0.4423%	2034	2.654%	2034	2.654%
312	NWS	Commercial	All	Education with Summer Sessions	Refrigeratior	Strip Curtain for Walk-in Coolers and Freezers	*N/A	*N/A	*N/A	*N/A	*N/A	*N/A	*N/A
313	NWS	Commercial	All	Lodging	Refrigeratior	Strip Curtain for Walk-in Coolers and Freezers	Commercial Prescriptive & Custorr	2015	0.4423%	2034	2.654%	2034	2.654%
314	NWS	Commercial	All	Lodging	Refrigeratior	Strip Curtain for Walk-in Coolers and Freezers	*N/A	*N/A	*N/A	*N/A	*N/A	*N/A	*N/A
315	NWS	Commercial	All	Food Sales	Refrigeratior	Strip Curtain for Walk-in Coolers and Freezers	Commercial Prescriptive & Custorr	2015	0.4423%	2034	2.654%	2034	2.654%
316	NWS	Commercial	All	Food Sales	Refrigeratior	Strip Curtain for Walk-in Coolers and Freezers	*N/A	*N/A	*N/A	*N/A	*N/A	*N/A	*N/A
317	NWS	Commercial	All	Restaurant	Refrigeratior	Strip Curtain for Walk-in Coolers and Freezers	Commercial Prescriptive & Custorr	2015	0.4423%	2034	2.654%	2034	2.654%
318	NWS	Commercial	All	Restaurant	Refrigeratior	Strip Curtain for Walk-in Coolers and Freezers	*N/A	*N/A	*N/A	*N/A	*N/A	*N/A	*N/A
319	NWS	Commercial	All	Hospital	Food Services Equipmen	ENERGY STAR Dishwasher	Commercial Prescriptive & Custorr	2015	0.5000%	2034	3.000%	2034	3.000%
320	NWS	Commercial	All	Hospital	Food Services Equipmen	ENERGY STAR Dishwasher	*N/A	*N/A	*N/A	*N/A	*N/A	*N/A	*N/A
321	NWS	Commercial	All	Hospital	Food Services Equipmen	ENERGY STAR Dishwasher	*N/A	*N/A	*N/A	*N/A	*N/A	*N/A	*N/A
322	NWS	Commercial	All	Hospital	Food Services Equipmen	ENERGY STAR Dishwasher	Commercial Prescriptive & Custorr	2015	0.5000%	2034	3.000%	2034	3.000%
323	NWS	Commercial	All	Hospital	Food Services Equipmen	ENERGY STAR Dishwasher	Commercial Prescriptive & Custorr	2015	0.5000%	2034	3.000%	2034	3.000%
324	NWS	Commercial	All	Hospital	Food Services Equipmen	ENERGY STAR Dishwasher	Commercial Prescriptive & Custorr	2015	0.4910%	2034	2.946%	2034	2.946%
325	NWS	Commercial	All	Hospital	Food Services Equipmen	ENERGY STAR Dishwasher	Commercial Prescriptive & Custorr	2015	0.2903%	2034	1.742%	2034	1.742%
326	NWS	Commercial	All	Hospital	Food Services Equipmen	ENERGY STAR Dishwasher	Commercial Prescriptive & Custorr	2015	0.5000%	2034	3.000%	2034	3.000%
327	NWS	Commercial	All	Hospital	Food Services Equipmen	ENERGY STAR Dishwasher	Commercial Prescriptive & Custorr	2015	0.1090%	2034	0.654%	2034	0.654%
328	NWS	Commercial	All	Hospital	Food Services Equipmen	ENERGY STAR Dishwasher	Commercial Prescriptive & Custorr	2015	0.5000%	2034	3.000%	2034	3.000%
329	NWS	Commercial	All	Hospital	Food Services Equipmen	ENERGY STAR Dishwasher	*N/A	*N/A	*N/A	*N/A	*N/A	*N/A	*N/A
330	NWS	Commercial	All	Hospital	Food Services Equipmen	ENERGY STAR Dishwasher	*N/A	*N/A	*N/A	*N/A	*N/A	*N/A	*N/A
331	NWS	Commercial	All	Hospital	Food Services Equipmen	ENERGY STAR Dishwasher	Commercial Prescriptive & Custorr	2015	0.5000%	2034	3.000%	2034	3.000%
332	NWS	Commercial	All	Hospital	Food Services Equipmen	ENERGY STAR Dishwasher	Commercial Prescriptive & Custorr	2015	0.5000%	2034	3.000%	2034	3.000%
333	NWS	Commercial	All	Hospital	Food Services Equipmen	ENERGY STAR Dishwasher	Commercial Prescriptive & Custorr	2015	0.4396%	2034	2.637%	2034	2.637%
334	NWS	Commercial	All	Hospital	Food Services Equipmen	ENERGY STAR Dishwasher	Commercial Prescriptive & Custorr	2015	0.2223%	2034	1.334%	2034	1.334%
335	NWS	Commercial	All	Hospital	Food Services Equipmen	ENERGY STAR Dishwasher	Commercial Prescriptive & Custorr	2015	0.5000%	2034	3.000%	2034	3.000%
336	NWS	Commercial	All	Hospital	Food Services Equipmen	ENERGY STAR Dishwasher	*N/A	*N/A	*N/A	*N/A	*N/A	*N/A	*N/A
337	NWS	Commercial	All	K12 Education	Food Services Equipmen	ENERGY STAR Dishwasher	Commercial Prescriptive & Custorr	2015	0.5000%	2034	3.000%	2034	3.000%
338	NWS	Commercial	All	K12 Education	Food Services Equipmen	ENERGY STAR Dishwasher	*N/A	*N/A	*N/A	*N/A	*N/A	*N/A	*N/A
339	NWS	Commercial	All	K12 Education	Food Services Equipmen	ENERGY STAR Dishwasher	*N/A	*N/A	*N/A	*N/A	*N/A	*N/A	*N/A
340	NWS	Commercial	All	K12 Education	Food Services Equipmen	ENERGY STAR Dishwasher	Commercial Prescriptive & Custorr	2015	0.5000%	2034	3.000%	2034	3.000%
341	NWS	Commercial	All	K12 Education	Food Services Equipmen	ENERGY STAR Dishwasher	Commercial Prescriptive & Custorr	2015	0.5000%	2034	3.000%	2034	3.000%
342	NWS	Commercial	All	K12 Education	Food Services Equipmen	ENERGY STAR Dishwasher	Commercial Prescriptive & Custorr	2015	0.4910%	2034	2.946%	2034	2.946%
343	NWS	Commercial	All	K12 Education	Food Services Equipmen	ENERGY STAR Dishwasher	Commercial Prescriptive & Custorr	2015	0.2903%	2034	1.742%	2034	1.742%
344	NWS	Commercial	All	K12 Education	Food Services Equipmen	ENERGY STAR Dishwasher	Commercial Prescriptive & Custorr	2015	0.5000%	2034	3.000%	2034	3.000%
345	NWS	Commercial	All	K12 Education	Food Services Equipmen	ENERGY STAR Dishwasher	Commercial Prescriptive & Custorr	2015	0.1090%	2034	0.654%	2034	0.654%
346	NWS	Commercial	All	K12 Education	Food Services Equipmen	ENERGY STAR Dishwasher	Commercial Prescriptive & Custorr	2015	0.5000%	2034	3.000%	2034	3.000%
347	NWS	Commercial	All	K12 Education	Food Services Equipmen	ENERGY STAR Dishwasher	*N/A	*N/A	*N/A	*N/A	*N/A	*N/A	*N/A
348	NWS	Commercial	All	K12 Education	Food Services Equipmen	ENERGY STAR Dishwasher	*N/A	*N/A	*N/A	*N/A	*N/A	*N/A	*N/A
349	NWS	Commercial	All	K12 Education	Food Services Equipmen	ENERGY STAR Dishwasher	Commercial Prescriptive & Custorr	2015	0.5000%	2034	3.000%	2034	3.000%
350	NWS	Commercial	All	K12 Education	Food Services Equipmen	ENERGY STAR Dishwasher	Commercial Prescriptive & Custorr	2015	0.5000%	2034	3.000%	2034	3.000%
351	NWS	Commercial	All	K12 Education	Food Services Equipmen	ENERGY STAR Dishwasher	Commercial Prescriptive & Custorr	2015	0.4396%	2034	2.637%	2034	2.637%
352	NWS	Commercial	All	K12 Education	Food Services Equipmen	ENERGY STAR Dishwasher	Commercial Prescriptive & Custorr	2015	0.2223%	2034	1.334%	2034	1.334%
353	NWS	Commercial	All	K12 Education	Food Services Equipmen	ENERGY STAR Dishwasher	Commercial Prescriptive & Custorr	2015	0.5000%	2034	3.000%	2034	3.000%
354	NWS	Commercial	All	K12 Education	Food Services Equipmen	ENERGY STAR Dishwasher	*N/A	*N/A	*N/A	*N/A	*N/A	*N/A	*N/A
355	NWS	Commercial	All	Education with Summer Sessions	Food Services Equipmen	ENERGY STAR Dishwasher	Commercial Prescriptive & Custorr	2015	0.5000%	2034	3.000%	2034	3.000%
356	NWS	Commercial	All	Education with Summer Sessions	Food Services Equipmen	ENERGY STAR Dishwasher	*N/A	*N/A	*N/A	*N/A	*N/A	*N/A	*N/A
357	NWS	Commercial	All	Education with Summer Sessions	Food Services Equipmen	ENERGY STAR Dishwasher	*N/A	*N/A	*N/A	*N/A	*N/A	*N/A	*N/A
358	NWS	Commercial	All	Education with Summer Sessions	Food Services Equipmen	ENERGY STAR Dishwasher	Commercial Prescriptive & Custorr	2015	0.5000%	2034	3.000%	2034	3.000%
359	NWS	Commercial	All	Education with Summer Sessions	Food Services Equipmen	ENERGY STAR Dishwasher	Commercial Prescriptive & Custorr	2015	0.5000%	2034	3.000%	2034	3.000%
360	NWS	Commercial	All	Education with Summer Sessions	Food Services Equipmen	ENERGY STAR Dishwasher	Commercial Prescriptive & Custorr	2015	0.4910%	2034	2.946%	2034	2.946%

*N/A: Measure did not pass measure level screening and therefore was not included in a program.

MEASURE DESCRIPTION							PROGRAM	PARTICIPATION LOW CASE					
Measure ID	Weather Sensitive	Sector	Sub-Sector	Building Type	End Use	Measure Name	Program	First Year of Participation (So Year)	First Year Participation Rate (So)	Year of Maximum Annual Participation (Smax)	Maximum Annual Participation Rate (Smax)	Final Year of Participation (Fo Year)	Final Year Participation Rate (Fo)
361	NWS	Commercial	All	Education with Summer Sessions	Food Services Equipmen	ENERGY STAR Dishwasher	Commercial Prescriptive & Custom	2015	0.2903%	2034	1.742%	2034	1.742%
362	NWS	Commercial	All	Education with Summer Sessions	Food Services Equipmen	ENERGY STAR Dishwasher	Commercial Prescriptive & Custom	2015	0.5000%	2034	3.000%	2034	3.000%
363	NWS	Commercial	All	Education with Summer Sessions	Food Services Equipmen	ENERGY STAR Dishwasher	Commercial Prescriptive & Custom	2015	0.1090%	2034	0.654%	2034	0.654%
364	NWS	Commercial	All	Education with Summer Sessions	Food Services Equipmen	ENERGY STAR Dishwasher	Commercial Prescriptive & Custom	2015	0.5000%	2034	3.000%	2034	3.000%
365	NWS	Commercial	All	Education with Summer Sessions	Food Services Equipmen	ENERGY STAR Dishwasher	*N/A	*N/A	*N/A	*N/A	*N/A	*N/A	*N/A
366	NWS	Commercial	All	Education with Summer Sessions	Food Services Equipmen	ENERGY STAR Dishwasher	*N/A	*N/A	*N/A	*N/A	*N/A	*N/A	*N/A
367	NWS	Commercial	All	Education with Summer Sessions	Food Services Equipmen	ENERGY STAR Dishwasher	Commercial Prescriptive & Custom	2015	0.5000%	2034	3.000%	2034	3.000%
368	NWS	Commercial	All	Education with Summer Sessions	Food Services Equipmen	ENERGY STAR Dishwasher	Commercial Prescriptive & Custom	2015	0.5000%	2034	3.000%	2034	3.000%
369	NWS	Commercial	All	Education with Summer Sessions	Food Services Equipmen	ENERGY STAR Dishwasher	Commercial Prescriptive & Custom	2015	0.4396%	2034	2.637%	2034	2.637%
370	NWS	Commercial	All	Education with Summer Sessions	Food Services Equipmen	ENERGY STAR Dishwasher	Commercial Prescriptive & Custom	2015	0.2223%	2034	1.334%	2034	1.334%
371	NWS	Commercial	All	Education with Summer Sessions	Food Services Equipmen	ENERGY STAR Dishwasher	Commercial Prescriptive & Custom	2015	0.5000%	2034	3.000%	2034	3.000%
372	NWS	Commercial	All	Education with Summer Sessions	Food Services Equipmen	ENERGY STAR Dishwasher	*N/A	*N/A	*N/A	*N/A	*N/A	*N/A	*N/A
373	NWS	Commercial	All	Lodging	Food Services Equipmen	ENERGY STAR Dishwasher	Commercial Prescriptive & Custom	2015	0.5000%	2034	3.000%	2034	3.000%
374	NWS	Commercial	All	Lodging	Food Services Equipmen	ENERGY STAR Dishwasher	*N/A	*N/A	*N/A	*N/A	*N/A	*N/A	*N/A
375	NWS	Commercial	All	Lodging	Food Services Equipmen	ENERGY STAR Dishwasher	*N/A	*N/A	*N/A	*N/A	*N/A	*N/A	*N/A
376	NWS	Commercial	All	Lodging	Food Services Equipmen	ENERGY STAR Dishwasher	Commercial Prescriptive & Custom	2015	0.5000%	2034	3.000%	2034	3.000%
377	NWS	Commercial	All	Lodging	Food Services Equipmen	ENERGY STAR Dishwasher	Commercial Prescriptive & Custom	2015	0.5000%	2034	3.000%	2034	3.000%
378	NWS	Commercial	All	Lodging	Food Services Equipmen	ENERGY STAR Dishwasher	Commercial Prescriptive & Custom	2015	0.4910%	2034	2.946%	2034	2.946%
379	NWS	Commercial	All	Lodging	Food Services Equipmen	ENERGY STAR Dishwasher	Commercial Prescriptive & Custom	2015	0.2903%	2034	1.742%	2034	1.742%
380	NWS	Commercial	All	Lodging	Food Services Equipmen	ENERGY STAR Dishwasher	Commercial Prescriptive & Custom	2015	0.5000%	2034	3.000%	2034	3.000%
381	NWS	Commercial	All	Lodging	Food Services Equipmen	ENERGY STAR Dishwasher	Commercial Prescriptive & Custom	2015	0.1090%	2034	0.654%	2034	0.654%
382	NWS	Commercial	All	Lodging	Food Services Equipmen	ENERGY STAR Dishwasher	Commercial Prescriptive & Custom	2015	0.5000%	2034	3.000%	2034	3.000%
383	NWS	Commercial	All	Lodging	Food Services Equipmen	ENERGY STAR Dishwasher	*N/A	*N/A	*N/A	*N/A	*N/A	*N/A	*N/A
384	NWS	Commercial	All	Lodging	Food Services Equipmen	ENERGY STAR Dishwasher	*N/A	*N/A	*N/A	*N/A	*N/A	*N/A	*N/A
385	NWS	Commercial	All	Lodging	Food Services Equipmen	ENERGY STAR Dishwasher	Commercial Prescriptive & Custom	2015	0.5000%	2034	3.000%	2034	3.000%
386	NWS	Commercial	All	Lodging	Food Services Equipmen	ENERGY STAR Dishwasher	Commercial Prescriptive & Custom	2015	0.5000%	2034	3.000%	2034	3.000%
387	NWS	Commercial	All	Lodging	Food Services Equipmen	ENERGY STAR Dishwasher	Commercial Prescriptive & Custom	2015	0.4396%	2034	2.637%	2034	2.637%
388	NWS	Commercial	All	Lodging	Food Services Equipmen	ENERGY STAR Dishwasher	Commercial Prescriptive & Custom	2015	0.2223%	2034	1.334%	2034	1.334%
389	NWS	Commercial	All	Lodging	Food Services Equipmen	ENERGY STAR Dishwasher	Commercial Prescriptive & Custom	2015	0.5000%	2034	3.000%	2034	3.000%
390	NWS	Commercial	All	Lodging	Food Services Equipmen	ENERGY STAR Dishwasher	*N/A	*N/A	*N/A	*N/A	*N/A	*N/A	*N/A
391	NWS	Commercial	All	Restaurant	Food Services Equipmen	ENERGY STAR Dishwasher	Commercial Prescriptive & Custom	2015	0.5000%	2034	3.000%	2034	3.000%
392	NWS	Commercial	All	Restaurant	Food Services Equipmen	ENERGY STAR Dishwasher	*N/A	*N/A	*N/A	*N/A	*N/A	*N/A	*N/A
393	NWS	Commercial	All	Restaurant	Food Services Equipmen	ENERGY STAR Dishwasher	*N/A	*N/A	*N/A	*N/A	*N/A	*N/A	*N/A
394	NWS	Commercial	All	Restaurant	Food Services Equipmen	ENERGY STAR Dishwasher	Commercial Prescriptive & Custom	2015	0.5000%	2034	3.000%	2034	3.000%
395	NWS	Commercial	All	Restaurant	Food Services Equipmen	ENERGY STAR Dishwasher	Commercial Prescriptive & Custom	2015	0.5000%	2034	3.000%	2034	3.000%
396	NWS	Commercial	All	Restaurant	Food Services Equipmen	ENERGY STAR Dishwasher	Commercial Prescriptive & Custom	2015	0.4910%	2034	2.946%	2034	2.946%
397	NWS	Commercial	All	Restaurant	Food Services Equipmen	ENERGY STAR Dishwasher	Commercial Prescriptive & Custom	2015	0.2903%	2034	1.742%	2034	1.742%
398	NWS	Commercial	All	Restaurant	Food Services Equipmen	ENERGY STAR Dishwasher	Commercial Prescriptive & Custom	2015	0.5000%	2034	3.000%	2034	3.000%
399	NWS	Commercial	All	Restaurant	Food Services Equipmen	ENERGY STAR Dishwasher	Commercial Prescriptive & Custom	2015	0.1090%	2034	0.654%	2034	0.654%
400	NWS	Commercial	All	Restaurant	Food Services Equipmen	ENERGY STAR Dishwasher	Commercial Prescriptive & Custom	2015	0.5000%	2034	3.000%	2034	3.000%
401	NWS	Commercial	All	Restaurant	Food Services Equipmen	ENERGY STAR Dishwasher	*N/A	*N/A	*N/A	*N/A	*N/A	*N/A	*N/A
402	NWS	Commercial	All	Restaurant	Food Services Equipmen	ENERGY STAR Dishwasher	*N/A	*N/A	*N/A	*N/A	*N/A	*N/A	*N/A
403	NWS	Commercial	All	Restaurant	Food Services Equipmen	ENERGY STAR Dishwasher	Commercial Prescriptive & Custom	2015	0.5000%	2034	3.000%	2034	3.000%
404	NWS	Commercial	All	Restaurant	Food Services Equipmen	ENERGY STAR Dishwasher	Commercial Prescriptive & Custom	2015	0.5000%	2034	3.000%	2034	3.000%
405	NWS	Commercial	All	Restaurant	Food Services Equipmen	ENERGY STAR Dishwasher	Commercial Prescriptive & Custom	2015	0.4396%	2034	2.637%	2034	2.637%
406	NWS	Commercial	All	Restaurant	Food Services Equipmen	ENERGY STAR Dishwasher	Commercial Prescriptive & Custom	2015	0.2223%	2034	1.334%	2034	1.334%
407	NWS	Commercial	All	Restaurant	Food Services Equipmen	ENERGY STAR Dishwasher	Commercial Prescriptive & Custom	2015	0.5000%	2034	3.000%	2034	3.000%
408	NWS	Commercial	All	Restaurant	Food Services Equipmen	ENERGY STAR Dishwasher	*N/A	*N/A	*N/A	*N/A	*N/A	*N/A	*N/A
409	NWS	Commercial	All	Hospital	Food Services Equipmen	ENERGY STAR Fryer	Commercial Prescriptive & Custom	2015	0.3366%	2034	2.020%	2034	2.020%
410	NWS	Commercial	All	Hospital	Food Services Equipmen	ENERGY STAR Fryer	*N/A	*N/A	*N/A	*N/A	*N/A	*N/A	*N/A
411	NWS	Commercial	All	K12 Education	Food Services Equipmen	ENERGY STAR Fryer	Commercial Prescriptive & Custom	2015	0.3366%	2034	2.020%	2034	2.020%
412	NWS	Commercial	All	K12 Education	Food Services Equipmen	ENERGY STAR Fryer	*N/A	*N/A	*N/A	*N/A	*N/A	*N/A	*N/A
413	NWS	Commercial	All	Education with Summer Sessions	Food Services Equipmen	ENERGY STAR Fryer	Commercial Prescriptive & Custom	2015	0.3366%	2034	2.020%	2034	2.020%
414	NWS	Commercial	All	Education with Summer Sessions	Food Services Equipmen	ENERGY STAR Fryer	*N/A	*N/A	*N/A	*N/A	*N/A	*N/A	*N/A
415	NWS	Commercial	All	Lodging	Food Services Equipmen	ENERGY STAR Fryer	Commercial Prescriptive & Custom	2015	0.3366%	2034	2.020%	2034	2.020%
416	NWS	Commercial	All	Lodging	Food Services Equipmen	ENERGY STAR Fryer	*N/A	*N/A	*N/A	*N/A	*N/A	*N/A	*N/A
417	NWS	Commercial	All	Restaurant	Food Services Equipmen	ENERGY STAR Fryer	Commercial Prescriptive & Custom	2015	0.3366%	2034	2.020%	2034	2.020%
418	NWS	Commercial	All	Restaurant	Food Services Equipmen	ENERGY STAR Fryer	*N/A	*N/A	*N/A	*N/A	*N/A	*N/A	*N/A
419	NWS	Commercial	All	Hospital	Food Services Equipmen	ENERGY STAR Griddle	*N/A	*N/A	*N/A	*N/A	*N/A	*N/A	*N/A
420	NWS	Commercial	All	K12 Education	Food Services Equipmen	ENERGY STAR Griddle	*N/A	*N/A	*N/A	*N/A	*N/A	*N/A	*N/A

*N/A: Measure did not pass measure level screening and therefore was not included in a program.

MEASURE DESCRIPTION							PROGRAM	PARTICIPATION LOW CASE					
Measure ID	Weather Sensitive	Sector	Sub-Sector	Building Type	End Use	Measure Name	Program	First Year of Participation (So Year)	First Year Participation Rate (So)	Year of Maximum Annual Participation (Smax)	Maximum Annual Participation Rate (Smax)	Final Year of Participation (Fo Year)	Final Year Participation Rate (Fo)
421	NWS	Commercial	All	Education with Summer Sessions	Food Services Equipmen	ENERGY STAR Griddle	*N/A	*N/A	*N/A	*N/A	*N/A	*N/A	*N/A
422	NWS	Commercial	All	Lodging	Food Services Equipmen	ENERGY STAR Griddle	*N/A	*N/A	*N/A	*N/A	*N/A	*N/A	*N/A
423	NWS	Commercial	All	Restaurant	Food Services Equipmen	ENERGY STAR Griddle	*N/A	*N/A	*N/A	*N/A	*N/A	*N/A	*N/A
424	NWS	Commercial	All	Hospital	Food Services Equipmen	ENERGY STAR Hot Food Holding Cabinets	*N/A	*N/A	*N/A	*N/A	*N/A	*N/A	*N/A
425	NWS	Commercial	All	K12 Education	Food Services Equipmen	ENERGY STAR Hot Food Holding Cabinets	*N/A	*N/A	*N/A	*N/A	*N/A	*N/A	*N/A
426	NWS	Commercial	All	Education with Summer Sessions	Food Services Equipmen	ENERGY STAR Hot Food Holding Cabinets	*N/A	*N/A	*N/A	*N/A	*N/A	*N/A	*N/A
427	NWS	Commercial	All	Lodging	Food Services Equipmen	ENERGY STAR Hot Food Holding Cabinets	*N/A	*N/A	*N/A	*N/A	*N/A	*N/A	*N/A
428	NWS	Commercial	All	Restaurant	Food Services Equipmen	ENERGY STAR Hot Food Holding Cabinets	*N/A	*N/A	*N/A	*N/A	*N/A	*N/A	*N/A
429	NWS	Commercial	All	Hospital	Food Services Equipmen	ENERGY STAR Electric Convection Ovens	*N/A	*N/A	*N/A	*N/A	*N/A	*N/A	*N/A
430	NWS	Commercial	All	Hospital	Food Services Equipmen	ENERGY STAR Electric Convection Ovens	*N/A	*N/A	*N/A	*N/A	*N/A	*N/A	*N/A
431	NWS	Commercial	All	K12 Education	Food Services Equipmen	ENERGY STAR Electric Convection Ovens	*N/A	*N/A	*N/A	*N/A	*N/A	*N/A	*N/A
432	NWS	Commercial	All	K12 Education	Food Services Equipmen	ENERGY STAR Electric Convection Ovens	*N/A	*N/A	*N/A	*N/A	*N/A	*N/A	*N/A
433	NWS	Commercial	All	Education with Summer Sessions	Food Services Equipmen	ENERGY STAR Electric Convection Ovens	*N/A	*N/A	*N/A	*N/A	*N/A	*N/A	*N/A
434	NWS	Commercial	All	Education with Summer Sessions	Food Services Equipmen	ENERGY STAR Electric Convection Ovens	*N/A	*N/A	*N/A	*N/A	*N/A	*N/A	*N/A
435	NWS	Commercial	All	Lodging	Food Services Equipmen	ENERGY STAR Electric Convection Ovens	*N/A	*N/A	*N/A	*N/A	*N/A	*N/A	*N/A
436	NWS	Commercial	All	Lodging	Food Services Equipmen	ENERGY STAR Electric Convection Ovens	*N/A	*N/A	*N/A	*N/A	*N/A	*N/A	*N/A
437	NWS	Commercial	All	Restaurant	Food Services Equipmen	ENERGY STAR Electric Convection Ovens	*N/A	*N/A	*N/A	*N/A	*N/A	*N/A	*N/A
438	NWS	Commercial	All	Restaurant	Food Services Equipmen	ENERGY STAR Electric Convection Ovens	*N/A	*N/A	*N/A	*N/A	*N/A	*N/A	*N/A
439	NWS	Commercial	All	K12 Education	Food Services Equipmen	ENERGY STAR Steam Cooker	Commercial Prescriptive & Custom	2015	0.1811%	2034	1.086%	2034	1.086%
440	NWS	Commercial	All	Education with Summer Sessions	Food Services Equipmen	ENERGY STAR Steam Cooker	Commercial Prescriptive & Custom	2015	0.1811%	2034	1.086%	2034	1.086%
441	NWS	Commercial	All	Lodging	Food Services Equipmen	ENERGY STAR Steam Cooker	Commercial Prescriptive & Custom	2015	0.1811%	2034	1.086%	2034	1.086%
442	NWS	Commercial	All	Restaurant	Food Services Equipmen	ENERGY STAR Steam Cooker	Commercial Prescriptive & Custom	2015	0.1811%	2034	1.086%	2034	1.086%
443	NWS	Commercial	All	Hospital	Food Services Equipmen	EPA WaterSense Pre-Rinse Spray Valve	*N/A	*N/A	*N/A	*N/A	*N/A	*N/A	*N/A
444	NWS	Commercial	All	Education with Summer Sessions	Food Services Equipmen	EPA WaterSense Pre-Rinse Spray Valve	*N/A	*N/A	*N/A	*N/A	*N/A	*N/A	*N/A
445	NWS	Commercial	All	Lodging	Food Services Equipmen	EPA WaterSense Pre-Rinse Spray Valve	*N/A	*N/A	*N/A	*N/A	*N/A	*N/A	*N/A
446	NWS	Commercial	All	Restaurant	Food Services Equipmen	EPA WaterSense Pre-Rinse Spray Valve	*N/A	*N/A	*N/A	*N/A	*N/A	*N/A	*N/A
447	NWS	Commercial	All	Hospital	Service Hot Water	Electric Storage Water Heater	*N/A	*N/A	*N/A	*N/A	*N/A	*N/A	*N/A
448	NWS	Commercial	All	Hospital	Service Hot Water	Electric Storage Water Heater	*N/A	*N/A	*N/A	*N/A	*N/A	*N/A	*N/A
449	NWS	Commercial	All	K12 Education	Service Hot Water	Electric Storage Water Heater	*N/A	*N/A	*N/A	*N/A	*N/A	*N/A	*N/A
450	NWS	Commercial	All	K12 Education	Service Hot Water	Electric Storage Water Heater	*N/A	*N/A	*N/A	*N/A	*N/A	*N/A	*N/A
451	NWS	Commercial	All	K12 Education	Service Hot Water	Electric Storage Water Heater	*N/A	*N/A	*N/A	*N/A	*N/A	*N/A	*N/A
452	NWS	Commercial	All	Education with Summer Sessions	Service Hot Water	Electric Storage Water Heater	*N/A	*N/A	*N/A	*N/A	*N/A	*N/A	*N/A
453	NWS	Commercial	All	Education with Summer Sessions	Service Hot Water	Electric Storage Water Heater	*N/A	*N/A	*N/A	*N/A	*N/A	*N/A	*N/A
454	NWS	Commercial	All	Education with Summer Sessions	Service Hot Water	Electric Storage Water Heater	*N/A	*N/A	*N/A	*N/A	*N/A	*N/A	*N/A
455	NWS	Commercial	All	Lodging	Service Hot Water	Electric Storage Water Heater	*N/A	*N/A	*N/A	*N/A	*N/A	*N/A	*N/A
456	NWS	Commercial	All	Lodging	Service Hot Water	Electric Storage Water Heater	*N/A	*N/A	*N/A	*N/A	*N/A	*N/A	*N/A
457	NWS	Commercial	All	Lodging	Service Hot Water	Electric Storage Water Heater	*N/A	*N/A	*N/A	*N/A	*N/A	*N/A	*N/A
458	NWS	Commercial	All	Restaurant	Service Hot Water	Electric Storage Water Heater	Commercial Prescriptive & Custom	2015	0.1388%	2034	0.833%	2034	0.833%
459	NWS	Commercial	All	Restaurant	Service Hot Water	Electric Storage Water Heater	Commercial Prescriptive & Custom	2015	0.2850%	2034	1.710%	2034	1.710%
460	NWS	Commercial	All	Restaurant	Service Hot Water	Electric Storage Water Heater	Commercial Prescriptive & Custom	2015	0.2141%	2034	1.285%	2034	1.285%
461	NWS	Commercial	All	Hospital	Service Hot Water	Heat Pump Storage Water Heate	*N/A	*N/A	*N/A	*N/A	*N/A	*N/A	*N/A
462	NWS	Commercial	All	K12 Education	Service Hot Water	Heat Pump Storage Water Heate	*N/A	*N/A	*N/A	*N/A	*N/A	*N/A	*N/A
463	NWS	Commercial	All	Education with Summer Sessions	Service Hot Water	Heat Pump Storage Water Heate	*N/A	*N/A	*N/A	*N/A	*N/A	*N/A	*N/A
464	NWS	Commercial	All	Lodging	Service Hot Water	Heat Pump Storage Water Heate	*N/A	*N/A	*N/A	*N/A	*N/A	*N/A	*N/A
465	NWS	Commercial	All	Restaurant	Service Hot Water	Heat Pump Storage Water Heate	*N/A	*N/A	*N/A	*N/A	*N/A	*N/A	*N/A
466	NWS	Commercial	All	Hospital	Service Hot Water	Low Flow Faucet Aerators - Electric DHW fue	*N/A	*N/A	*N/A	*N/A	*N/A	*N/A	*N/A
467	NWS	Commercial	All	K12 Education	Service Hot Water	Low Flow Faucet Aerators - Electric DHW fue	*N/A	*N/A	*N/A	*N/A	*N/A	*N/A	*N/A
468	NWS	Commercial	All	Education with Summer Sessions	Service Hot Water	Low Flow Faucet Aerators - Electric DHW fue	*N/A	*N/A	*N/A	*N/A	*N/A	*N/A	*N/A
469	NWS	Commercial	All	Lodging	Service Hot Water	Low Flow Faucet Aerators - Electric DHW fue	*N/A	*N/A	*N/A	*N/A	*N/A	*N/A	*N/A
470	NWS	Commercial	All	Restaurant	Service Hot Water	Low Flow Faucet Aerators - Electric DHW fue	Commercial Prescriptive & Custom	2015	0.5000%	2034	3.000%	2034	3.000%
471	NWS	Commercial	Small Commercia	All	Lighting	Small Business Program Audit & Direct Instal	*N/A	*N/A	*N/A	*N/A	*N/A	*N/A	*N/A
472	NWS	Commercial	Small Commercia	All	Lighting	Small Business Program Audit & Direct Instal	Small Business Solutions	2015	0.2500%	2034	1.500%	2034	1.500%
473	NWS	Commercial	Small Commercia	All	Service Hot Water	Small Business Program Audit & Direct Instal	*N/A	*N/A	*N/A	*N/A	*N/A	*N/A	*N/A
474	NWS	Commercial	Small Commercia	All	Lighting	Small Business Program Lighting Upgrade Packag	Small Business Solutions	2015	0.0732%	2034	0.439%	2034	0.439%
475	NWS	Commercial	Small Commercia	All	Refrigeratior	Small Business Program Refrigeration Upgrade Packag	Small Business Solutions	2015	0.2068%	2034	1.241%	2034	1.241%
476	NWS	Commercial	All	Data Center	HVAC	Air Flow Managemen	Data Center	2015	5.5556%	2015	5.556%	2034	5.556%
477	NWS	Commercial	All	Data Center	HVAC	Air Flow Managemen	Data Center	2015	5.5556%	2015	5.556%	2034	5.556%
478	NWS	Commercial	All	Data Center	HVAC	Air Flow Managemen	Data Center	2015	5.5556%	2015	5.556%	2034	5.556%
479	NWS	Commercial	All	Data Center	HVAC	Air Flow Managemen	Data Center	2015	5.5556%	2015	5.556%	2034	5.556%
480	NWS	Commercial	All	Data Center	Miscellaneous	Load Distributior	Data Center	2015	5.5556%	2015	5.556%	2034	5.556%

*N/A: Measure did not pass measure level screening and therefore was not included in a program.

MEASURE DESCRIPTION							PROGRAM	PARTICIPATION LOW CASE					
Measure ID	Weather Sensitive	Sector	Sub-Sector	Building Type	End Use	Measure Name	Program	First Year of Participation (So Year)	First Year Participation Rate (So)	Year of Maximum Annual Participation (Smax)	Maximum Annual Participation Rate (Smax)	Final Year of Participation (Fo Year)	Final Year Participation Rate (Fo)
481	NWS	Commercial	All	Data Center	Miscellaneous	Load Distribution	Data Center	2015	5.5556%	2015	5.556%	2034	5.556%
482	NWS	Commercial	All	Data Center	Miscellaneous	Load Distribution	Data Center	2015	5.5556%	2015	5.556%	2034	5.556%
483	NWS	Commercial	All	Data Center	Miscellaneous	Load Distribution	Data Center	2015	5.5556%	2015	5.556%	2034	5.556%
484	NWS	Commercial	All	Data Center	HVAC	Waterside Economizer	*N/A	*N/A	*N/A	*N/A	*N/A	*N/A	*N/A
485	NWS	Commercial	All	Data Center	HVAC	Waterside Economizer	*N/A	*N/A	*N/A	*N/A	*N/A	*N/A	*N/A
486	NWS	Commercial	All	Data Center	HVAC	Air Flow Management	Data Center	2015	5.5556%	2015	5.556%	2034	5.556%
487	NWS	Commercial	All	Data Center	HVAC	Air Flow Management	Data Center	2015	5.5556%	2015	5.556%	2034	5.556%
488	NWS	Commercial	All	Data Center	HVAC	Air Flow Management	Data Center	2015	5.5556%	2015	5.556%	2034	5.556%
489	NWS	Commercial	All	Data Center	HVAC	Air Flow Management	Data Center	2015	5.5556%	2015	5.556%	2034	5.556%
490	NWS	Commercial	All	Data Center	Miscellaneous	Load Distribution	Data Center	2015	5.5556%	2015	5.556%	2034	5.556%
491	NWS	Commercial	All	Data Center	Miscellaneous	Load Distribution	Data Center	2015	5.5556%	2015	5.556%	2034	5.556%
492	NWS	Commercial	All	Data Center	Miscellaneous	Load Distribution	Data Center	2015	5.5556%	2015	5.556%	2034	5.556%
493	NWS	Commercial	All	Data Center	Miscellaneous	Load Distribution	Data Center	2015	5.5556%	2015	5.556%	2034	5.556%
494	NWS	Commercial	All	Data Center	HVAC	Waterside Economizer	Data Center	2015	5.5556%	2015	5.556%	2034	5.556%
495	NWS	Commercial	All	Data Center	HVAC	Waterside Economizer	Data Center	2015	5.5556%	2015	5.556%	2034	5.556%
496	WS	Commercial	Large Commercia	All	Misc	Commercial New Construction	Commercial New Construction	2015	10.0000%	2017	20.000%	2017	20.000%
497	WS	Commercial	Large Commercia	All	Misc	Commercial New Construction	Commercial New Construction	2018	25.0000%	2019	33.000%	2034	33.000%
498	WS	Commercial	Small Commercia	All	Misc	Commercial New Construction	Commercial New Construction	2015	10.0000%	2017	20.000%	2017	20.000%
499	WS	Commercial	Small Commercia	All	Misc	Commercial New Construction	Commercial New Construction	2018	25.0000%	2019	33.000%	2034	33.000%
500	WS	Commercial	Large Commercia	All	Misc	Retrocommissioning	RetroCommissioning	2015	0.5000%	2018	2.500%	2034	1.142%
501	WS	Commercial	Large Commercia	All	Misc	Retrocommissioning	RetroCommissioning	2015	0.5000%	2018	2.500%	2034	1.142%
502	NWS	Commercial	All	All	Misc	Enabled Dynamic Pricing (Non-Res	Non-Residential Dynamic Pricing	2015	0.1250%	2017	0.375%	2034	0.375%
503	NWS	Commercial	All	All	Misc	Non-Enabled Dynamic Pricing (Non-Res	Non-Residential Dynamic Pricing	2015	0.1250%	2017	0.375%	2034	0.375%

*N/A: Measure did not pass measure level screening and therefore was not included in a program.

MEASURE DESCRIPTION							PROGRAM	PARTICIPATION HIGH CASE					
Measure ID	Weather Sensitive	Sector	Sub-Sector	Building Type	End Use	Measure Name	Program	First Year of Participation (So Year)	First Year Participation Rate (So)	Year of Maximum Annual Participation (Smax)	Maximum Annual Participation Rate (Smax)	Final Year of Participation (Fo Year)	Final Year Participation Rate (Fo)
1	WS	Commercial	Small Commercial	All	HVAC	Unitary and Split System AC/HP Equipment	Commercial Prescriptive & Custom	2015	15.9476%	2015	15.948%	2015	15.948%
2	WS	Commercial	Small Commercial	All	HVAC	Unitary and Split System AC/HP Equipment	Commercial Prescriptive & Custom	2015	15.9476%	2015	15.948%	2015	15.948%
3	WS	Commercial	Small Commercia	All	HVAC	Unitary and Split System AC/HP Equipmen	*N/A	*N/A	*N/A	*N/A	*N/A	*N/A	*N/A
4	WS	Commercial	Small Commercia	All	HVAC	Unitary and Split System AC/HP Equipmen	Commercial Prescriptive & Custom	2015	15.9476%	2015	15.948%	2015	15.948%
5	WS	Commercial	Small Commercia	All	HVAC	Unitary and Split System AC/HP Equipmen	*N/A	*N/A	*N/A	*N/A	*N/A	*N/A	*N/A
6	WS	Commercial	Small Commercia	All	HVAC	Unitary and Split System AC/HP Equipmen	Commercial Prescriptive & Custom	2015	15.9476%	2015	15.948%	2015	15.948%
7	WS	Commercial	Small Commercia	All	HVAC	Unitary and Split System AC/HP Equipmen	Commercial Prescriptive & Custom	2015	15.9476%	2015	15.948%	2015	15.948%
8	WS	Commercial	Small Commercia	All	HVAC	Unitary and Split System AC/HP Equipmen	Commercial Prescriptive & Custom	2015	15.9476%	2015	15.948%	2015	15.948%
9	WS	Commercial	Small Commercia	All	HVAC	Unitary and Split System AC/HP Equipmen	*N/A	*N/A	*N/A	*N/A	*N/A	*N/A	*N/A
10	WS	Commercial	Small Commercia	All	HVAC	Unitary and Split System AC/HP Equipmen	Commercial Prescriptive & Custom	2015	15.9476%	2015	15.948%	2015	15.948%
11	WS	Commercial	Small Commercia	All	HVAC	Unitary and Split System AC/HP Equipmen	Commercial Prescriptive & Custom	2015	15.9476%	2015	15.948%	2015	15.948%
12	WS	Commercial	Small Commercia	All	HVAC	Unitary and Split System AC/HP Equipmen	Commercial Prescriptive & Custom	2015	15.9476%	2015	15.948%	2015	15.948%
13	WS	Commercial	Large Commercia	K12 Education	HVAC	Unitary and Split System AC/HP Equipmen	Commercial Prescriptive & Custom	2015	15.9476%	2015	15.948%	2015	15.948%
14	WS	Commercial	Large Commercia	Education with Summer Sessions	HVAC	Unitary and Split System AC/HP Equipmen	Commercial Prescriptive & Custom	2015	15.9476%	2015	15.948%	2015	15.948%
15	WS	Commercial	Large Commercia	Lodging	HVAC	Unitary and Split System AC/HP Equipmen	Commercial Prescriptive & Custom	2015	15.9476%	2015	15.948%	2015	15.948%
16	WS	Commercial	Large Commercia	General Large Commercia	HVAC	Unitary and Split System AC/HP Equipmen	Commercial Prescriptive & Custom	2015	15.9476%	2015	15.948%	2015	15.948%
17	WS	Commercial	Large Commercia	K12 Education	HVAC	Unitary and Split System AC/HP Equipmen	*N/A	*N/A	*N/A	*N/A	*N/A	*N/A	*N/A
18	WS	Commercial	Large Commercia	Education with Summer Sessions	HVAC	Unitary and Split System AC/HP Equipmen	Commercial Prescriptive & Custom	2015	15.9476%	2015	15.948%	2015	15.948%
19	WS	Commercial	Large Commercia	Lodging	HVAC	Unitary and Split System AC/HP Equipmen	Commercial Prescriptive & Custom	2015	15.9476%	2015	15.948%	2015	15.948%
20	WS	Commercial	Large Commercia	General Large Commercia	HVAC	Unitary and Split System AC/HP Equipmen	Commercial Prescriptive & Custom	2015	15.9476%	2015	15.948%	2015	15.948%
21	WS	Commercial	Large Commercia	K12 Education	HVAC	Unitary and Split System AC/HP Equipmen	Commercial Prescriptive & Custom	2015	15.9476%	2015	15.948%	2015	15.948%
22	WS	Commercial	Large Commercia	Education with Summer Sessions	HVAC	Unitary and Split System AC/HP Equipmen	Commercial Prescriptive & Custom	2015	15.9476%	2015	15.948%	2015	15.948%
23	WS	Commercial	Large Commercia	Lodging	HVAC	Unitary and Split System AC/HP Equipmen	Commercial Prescriptive & Custom	2015	15.9476%	2015	15.948%	2015	15.948%
24	WS	Commercial	Large Commercia	General Large Commercia	HVAC	Unitary and Split System AC/HP Equipmen	Commercial Prescriptive & Custom	2015	15.9476%	2015	15.948%	2015	15.948%
25	WS	Commercial	Small Commercia	All	HVAC	Unitary and Split System AC/HP Equipmen	Commercial Prescriptive & Custom	2016	30.3238%	2034	63.790%	2034	63.790%
26	WS	Commercial	Small Commercia	All	HVAC	Unitary and Split System AC/HP Equipmen	Commercial Prescriptive & Custom	2016	30.3238%	2034	63.790%	2034	63.790%
27	WS	Commercial	Small Commercia	All	HVAC	Unitary and Split System AC/HP Equipmen	Commercial Prescriptive & Custom	2016	30.3238%	2034	63.790%	2034	63.790%
28	WS	Commercial	Small Commercia	All	HVAC	Unitary and Split System AC/HP Equipmen	Commercial Prescriptive & Custom	2016	30.3238%	2034	63.790%	2034	63.790%
29	WS	Commercial	Small Commercia	All	HVAC	Unitary and Split System AC/HP Equipmen	Commercial Prescriptive & Custom	2016	30.3238%	2034	63.790%	2034	63.790%
30	WS	Commercial	Small Commercia	All	HVAC	Unitary and Split System AC/HP Equipmen	Commercial Prescriptive & Custom	2016	30.3238%	2034	63.790%	2034	63.790%
31	WS	Commercial	Large Commercia	K12 Education	HVAC	Unitary and Split System AC/HP Equipmen	*N/A	*N/A	*N/A	*N/A	*N/A	*N/A	*N/A
32	WS	Commercial	Large Commercia	Education with Summer Sessions	HVAC	Unitary and Split System AC/HP Equipmen	Commercial Prescriptive & Custom	2016	30.3238%	2034	63.790%	2034	63.790%
33	WS	Commercial	Large Commercia	Lodging	HVAC	Unitary and Split System AC/HP Equipmen	Commercial Prescriptive & Custom	2016	30.3238%	2034	63.790%	2034	63.790%
34	WS	Commercial	Large Commercia	General Large Commercia	HVAC	Unitary and Split System AC/HP Equipmen	Commercial Prescriptive & Custom	2016	30.3238%	2034	63.790%	2034	63.790%
35	WS	Commercial	Large Commercia	K12 Education	HVAC	Unitary and Split System AC/HP Equipmen	*N/A	*N/A	*N/A	*N/A	*N/A	*N/A	*N/A
36	WS	Commercial	Large Commercia	Education with Summer Sessions	HVAC	Unitary and Split System AC/HP Equipmen	*N/A	*N/A	*N/A	*N/A	*N/A	*N/A	*N/A
37	WS	Commercial	Large Commercia	Lodging	HVAC	Unitary and Split System AC/HP Equipmen	*N/A	*N/A	*N/A	*N/A	*N/A	*N/A	*N/A
38	WS	Commercial	Large Commercia	General Large Commercia	HVAC	Unitary and Split System AC/HP Equipmen	*N/A	*N/A	*N/A	*N/A	*N/A	*N/A	*N/A
39	WS	Commercial	Small Commercia	Lodging	HVAC	PTAC	*N/A	*N/A	*N/A	*N/A	*N/A	*N/A	*N/A
40	NWS	Commercial	Small Commercia	Lodging	HVAC	Occupancy-Based PTAC/PTHP Controls	*N/A	*N/A	*N/A	*N/A	*N/A	*N/A	*N/A
41	WS	Commercial	Large Commercia	K12 Education	HVAC	Air or Water Cooled Chilling Equipment (Chillers	*N/A	*N/A	*N/A	*N/A	*N/A	*N/A	*N/A
42	WS	Commercial	Large Commercia	Education with Summer Sessions	HVAC	Air or Water Cooled Chilling Equipment (Chillers	Commercial Prescriptive & Custom	2015	15.9476%	2034	63.790%	2034	63.790%
43	WS	Commercial	Large Commercia	Lodging	HVAC	Air or Water Cooled Chilling Equipment (Chillers	Commercial Prescriptive & Custom	2015	15.9476%	2034	63.790%	2034	63.790%
44	WS	Commercial	Large Commercia	General Large Commercia	HVAC	Air or Water Cooled Chilling Equipment (Chillers	Commercial Prescriptive & Custom	2015	15.9476%	2034	63.790%	2034	63.790%
45	WS	Commercial	Large Commercia	K12 Education	HVAC	Air or Water Cooled Chilling Equipment (Chillers	*N/A	*N/A	*N/A	*N/A	*N/A	*N/A	*N/A
46	WS	Commercial	Large Commercia	Education with Summer Sessions	HVAC	Air or Water Cooled Chilling Equipment (Chillers	*N/A	*N/A	*N/A	*N/A	*N/A	*N/A	*N/A
47	WS	Commercial	Large Commercia	Lodging	HVAC	Air or Water Cooled Chilling Equipment (Chillers	Commercial Prescriptive & Custom	2015	15.9476%	2034	63.790%	2034	63.790%
48	WS	Commercial	Large Commercia	General Large Commercia	HVAC	Air or Water Cooled Chilling Equipment (Chillers	*N/A	*N/A	*N/A	*N/A	*N/A	*N/A	*N/A
49	WS	Commercial	Large Commercia	Hospital	HVAC	Air or Water Cooled Chilling Equipment (Chillers	Commercial Prescriptive & Custom	2015	15.9476%	2034	63.790%	2034	63.790%
50	WS	Commercial	Large Commercia	K12 Education	HVAC	Air or Water Cooled Chilling Equipment (Chillers	*N/A	*N/A	*N/A	*N/A	*N/A	*N/A	*N/A
51	WS	Commercial	Large Commercia	Education with Summer Sessions	HVAC	Air or Water Cooled Chilling Equipment (Chillers	Commercial Prescriptive & Custom	2015	15.9476%	2034	63.790%	2034	63.790%
52	WS	Commercial	Large Commercia	Lodging	HVAC	Air or Water Cooled Chilling Equipment (Chillers	Commercial Prescriptive & Custom	2015	15.9476%	2034	63.790%	2034	63.790%
53	WS	Commercial	Large Commercia	General Large Commercia	HVAC	Air or Water Cooled Chilling Equipment (Chillers	Commercial Prescriptive & Custom	2015	15.9476%	2034	63.790%	2034	63.790%
54	WS	Commercial	Large Commercia	Hospital	HVAC	Air or Water Cooled Chilling Equipment (Chillers	Commercial Prescriptive & Custom	2015	15.9476%	2034	63.790%	2034	63.790%
55	WS	Commercial	Large Commercia	K12 Education	HVAC	Air or Water Cooled Chilling	*N/A	*N/A	*N/A	*N/A	*N/A	*N/A	*N/A
56	WS	Commercial	Large Commercia	Education with Summer Sessions	HVAC	Air or Water Cooled Chilling Equipment (Chillers	Commercial Prescriptive & Custom	2015	15.9476%	2034	63.790%	2034	63.790%
57	WS	Commercial	Large Commercia	Lodging	HVAC	Air or Water Cooled Chilling Equipment (Chillers	Commercial Prescriptive & Custom	2015	15.9476%	2034	63.790%	2034	63.790%
58	WS	Commercial	Large Commercia	General Large Commercia	HVAC	Air or Water Cooled Chilling Equipment (Chillers	Commercial Prescriptive & Custom	2015	15.9476%	2034	63.790%	2034	63.790%
59	WS	Commercial	Large Commercia	Hospital	HVAC	Air or Water Cooled Chilling Equipment (Chillers	Commercial Prescriptive & Custom	2015	15.9476%	2034	63.790%	2034	63.790%
60	WS	Commercial	Large Commercia	Education with Summer Sessions	HVAC	Air or Water Cooled Chilling Equipment (Chillers	Commercial Prescriptive & Custom	2015	15.9476%	2034	63.790%	2034	63.790%

*N/A: Measure did not pass measure level screening and therefore was not included in a program.

MEASURE DESCRIPTION							PROGRAM	PARTICIPATION HIGH CASE					
Measure ID	Weather Sensitive	Sector	Sub-Sector	Building Type	End Use	Measure Name	Program	First Year of Participation (So Year)	First Year Participation Rate (So)	Year of Maximum Annual Participation (Smax)	Maximum Annual Participation Rate (Smax)	Final Year of Participation (Fo Year)	Final Year Participation Rate (Fo)
61	WS	Commercial	Large Commercia	Lodging	HVAC	Air or Water Cooled Chilling Equipment (Chillers	Commercial Prescriptive & Custom	2015	15.9476%	2034	63.790%	2034	63.790%
62	WS	Commercial	Large Commercia	General Large Commercia	HVAC	Air or Water Cooled Chilling Equipment (Chillers	Commercial Prescriptive & Custom	2015	15.9476%	2034	63.790%	2034	63.790%
63	WS	Commercial	Large Commercia	Hospital	HVAC	Air or Water Cooled Chilling Equipment (Chillers	Commercial Prescriptive & Custom	2015	15.9476%	2034	63.790%	2034	63.790%
64	WS	Commercial	Large Commercia	Education with Summer Sessions	HVAC	Air or Water Cooled Chilling Equipment (Chillers	Commercial Prescriptive & Custom	2015	15.9476%	2034	63.790%	2034	63.790%
65	WS	Commercial	Large Commercia	Lodging	HVAC	Air or Water Cooled Chilling Equipment (Chillers	Commercial Prescriptive & Custom	2015	15.9476%	2034	63.790%	2034	63.790%
66	WS	Commercial	Large Commercia	General Large Commercia	HVAC	Air or Water Cooled Chilling Equipment (Chillers	Commercial Prescriptive & Custom	2015	15.9476%	2034	63.790%	2034	63.790%
67	NWS	Commercial	Large Commercia	Hospital	HVAC	Variable Speed Drives for HVAC	Commercial Prescriptive & Custom	2015	0.0188%	2034	0.075%	2034	0.075%
68	NWS	Commercial	Large Commercia	Hospital	HVAC	Variable Speed Drives for HVAC	Commercial Prescriptive & Custom	2015	0.0169%	2034	0.067%	2034	0.067%
69	NWS	Commercial	Large Commercia	Hospital	HVAC	Variable Speed Drives for HVAC	Commercial Prescriptive & Custom	2015	0.0188%	2034	0.075%	2034	0.075%
70	NWS	Commercial	Large Commercia	Hospital	HVAC	Variable Speed Drives for HVAC	Commercial Prescriptive & Custom	2015	0.0188%	2034	0.075%	2034	0.075%
71	NWS	Commercial	Large Commercia	K12 Education	HVAC	Variable Speed Drives for HVAC	Commercial Prescriptive & Custom	2015	0.0163%	2034	0.065%	2034	0.065%
72	NWS	Commercial	Large Commercia	K12 Education	HVAC	Variable Speed Drives for HVAC	Commercial Prescriptive & Custom	2015	0.0159%	2034	0.064%	2034	0.064%
73	NWS	Commercial	Large Commercia	K12 Education	HVAC	Variable Speed Drives for HVAC	Commercial Prescriptive & Custom	2015	0.0188%	2034	0.075%	2034	0.075%
74	NWS	Commercial	Large Commercia	K12 Education	HVAC	Variable Speed Drives for HVAC	Commercial Prescriptive & Custom	2015	0.0183%	2034	0.073%	2034	0.073%
75	NWS	Commercial	Large Commercia	Education with Summer Sessions	HVAC	Variable Speed Drives for HVAC	Commercial Prescriptive & Custom	2015	0.0172%	2034	0.069%	2034	0.069%
76	NWS	Commercial	Large Commercia	Education with Summer Sessions	HVAC	Variable Speed Drives for HVAC	Commercial Prescriptive & Custom	2015	0.0159%	2034	0.064%	2034	0.064%
77	NWS	Commercial	Large Commercia	Education with Summer Sessions	HVAC	Variable Speed Drives for HVAC	Commercial Prescriptive & Custom	2015	0.0188%	2034	0.075%	2034	0.075%
78	NWS	Commercial	Large Commercia	Education with Summer Sessions	HVAC	Variable Speed Drives for HVAC	Commercial Prescriptive & Custom	2015	0.0188%	2034	0.075%	2034	0.075%
79	NWS	Commercial	Large Commercia	Lodging	HVAC	Variable Speed Drives for HVAC	Commercial Prescriptive & Custom	2015	0.0180%	2034	0.072%	2034	0.072%
80	NWS	Commercial	Large Commercia	Lodging	HVAC	Variable Speed Drives for HVAC	Commercial Prescriptive & Custom	2015	0.0159%	2034	0.064%	2034	0.064%
81	NWS	Commercial	Large Commercia	Lodging	HVAC	Variable Speed Drives for HVAC	Commercial Prescriptive & Custom	2015	0.0188%	2034	0.075%	2034	0.075%
82	NWS	Commercial	Large Commercia	Lodging	HVAC	Variable Speed Drives for HVAC	Commercial Prescriptive & Custom	2015	0.0188%	2034	0.075%	2034	0.075%
83	NWS	Commercial	Large Commercia	General Large Commercia	HVAC	Variable Speed Drives for HVAC	Commercial Prescriptive & Custom	2015	0.0188%	2034	0.075%	2034	0.075%
84	NWS	Commercial	Large Commercia	General Large Commercia	HVAC	Variable Speed Drives for HVAC	Commercial Prescriptive & Custom	2015	0.0159%	2034	0.064%	2034	0.064%
85	NWS	Commercial	Large Commercia	General Large Commercia	HVAC	Variable Speed Drives for HVAC	Commercial Prescriptive & Custom	2015	0.0188%	2034	0.075%	2034	0.075%
86	NWS	Commercial	Large Commercia	General Large Commercia	HVAC	Variable Speed Drives for HVAC	Commercial Prescriptive & Custom	2015	0.0188%	2034	0.075%	2034	0.075%
87	NWS	Commercial	Small Commercia	All	HVAC	Dual Enthalpy Economize	Commercial Prescriptive & Custom	2015	0.0159%	2034	0.064%	2034	0.064%
88	NWS	Commercial	Large Commercia	All	HVAC	Dual Enthalpy Economize	Commercial Prescriptive & Custom	2015	0.0159%	2034	0.064%	2034	0.064%
89	NWS	Commercial	Small Commercia	All	HVAC	Demand Controlled Ventilatio	Commercial Prescriptive & Custom	2015	0.0164%	2034	0.065%	2034	0.065%
90	NWS	Commercial	Large Commercia	All	HVAC	Demand Controlled Ventilatio	Commercial Prescriptive & Custom	2015	0.0159%	2034	0.064%	2034	0.064%
91	WS	Commercial	Small Commercia	All	HVAC	Ground Source Heatpump	*N/A	*N/A	*N/A	*N/A	*N/A	*N/A	*N/A
92	WS	Commercial	Small Commercia	All	HVAC	AC Tune-Up	Small Business Solutions	2015	0.5000%	2034	2.000%	2034	2.000%
93	NWS	Commercial	Small Commercia	All	HVAC	ctronically Commutated Motors for Refrigeration and HVAC Applic	Small Business Solutions	2015	0.5000%	2034	2.000%	2034	2.000%
94	NWS	Commercial	All	Hospital	Lighting	High Performance T8/T5 with Low-BF Ballas	*N/A	*N/A	*N/A	*N/A	*N/A	*N/A	*N/A
95	NWS	Commercial	All	Hospital	Lighting	High Performance T8/T5 with Low-BF Ballas	*N/A	*N/A	*N/A	*N/A	*N/A	*N/A	*N/A
96	NWS	Commercial	All	Hospital	Lighting	High Performance T8/T5 with Low-BF Ballas	*N/A	*N/A	*N/A	*N/A	*N/A	*N/A	*N/A
97	NWS	Commercial	All	Hospital	Lighting	High Performance T8/T5 with Low-BF Ballas	*N/A	*N/A	*N/A	*N/A	*N/A	*N/A	*N/A
98	NWS	Commercial	All	K12 Education	Lighting	High Performance T8/T5 with Low-BF Ballas	*N/A	*N/A	*N/A	*N/A	*N/A	*N/A	*N/A
99	NWS	Commercial	All	K12 Education	Lighting	High Performance T8/T5 with Low-BF Ballas	*N/A	*N/A	*N/A	*N/A	*N/A	*N/A	*N/A
100	NWS	Commercial	All	K12 Education	Lighting	High Performance T8/T5 with Low-BF Ballas	*N/A	*N/A	*N/A	*N/A	*N/A	*N/A	*N/A
101	NWS	Commercial	All	K12 Education	Lighting	High Performance T8/T5 with Low-BF Ballas	*N/A	*N/A	*N/A	*N/A	*N/A	*N/A	*N/A
102	NWS	Commercial	All	Education with Summer Sessions	Lighting	High Performance T8/T5 with Low-BF Ballas	*N/A	*N/A	*N/A	*N/A	*N/A	*N/A	*N/A
103	NWS	Commercial	All	Education with Summer Sessions	Lighting	High Performance T8/T5 with Low-BF Ballas	*N/A	*N/A	*N/A	*N/A	*N/A	*N/A	*N/A
104	NWS	Commercial	All	Education with Summer Sessions	Lighting	High Performance T8/T5 with Low-BF Ballas	*N/A	*N/A	*N/A	*N/A	*N/A	*N/A	*N/A
105	NWS	Commercial	All	Education with Summer Sessions	Lighting	High Performance T8/T5 with Low-BF Ballas	*N/A	*N/A	*N/A	*N/A	*N/A	*N/A	*N/A
106	NWS	Commercial	All	Lodging	Lighting	High Performance T8/T5 with Low-BF Ballas	*N/A	*N/A	*N/A	*N/A	*N/A	*N/A	*N/A
107	NWS	Commercial	All	Lodging	Lighting	High Performance T8/T5 with Low-BF Ballas	*N/A	*N/A	*N/A	*N/A	*N/A	*N/A	*N/A
108	NWS	Commercial	All	Lodging	Lighting	High Performance T8/T5 with Low-BF Ballas	*N/A	*N/A	*N/A	*N/A	*N/A	*N/A	*N/A
109	NWS	Commercial	All	Lodging	Lighting	High Performance T8/T5 with Low-BF Ballas	*N/A	*N/A	*N/A	*N/A	*N/A	*N/A	*N/A
110	NWS	Commercial	All	General Large Commercia	Lighting	High Performance T8/T5 with Low-BF Ballas	*N/A	*N/A	*N/A	*N/A	*N/A	*N/A	*N/A
111	NWS	Commercial	All	General Large Commercia	Lighting	High Performance T8/T5 with Low-BF Ballas	*N/A	*N/A	*N/A	*N/A	*N/A	*N/A	*N/A
112	NWS	Commercial	All	General Large Commercia	Lighting	High Performance T8/T5 with Low-BF Ballas	*N/A	*N/A	*N/A	*N/A	*N/A	*N/A	*N/A
113	NWS	Commercial	All	General Large Commercia	Lighting	High Performance T8/T5 with Low-BF Ballas	*N/A	*N/A	*N/A	*N/A	*N/A	*N/A	*N/A
114	NWS	Commercial	All	General Small Commercia	Lighting	High Performance T8/T5 with Low-BF Ballas	*N/A	*N/A	*N/A	*N/A	*N/A	*N/A	*N/A
115	NWS	Commercial	All	General Small Commercia	Lighting	High Performance T8/T5 with Low-BF Ballas	*N/A	*N/A	*N/A	*N/A	*N/A	*N/A	*N/A
116	NWS	Commercial	All	General Small Commercia	Lighting	High Performance T8/T5 with Low-BF Ballas	*N/A	*N/A	*N/A	*N/A	*N/A	*N/A	*N/A
117	NWS	Commercial	All	General Small Commercia	Lighting	High Performance T8/T5 with Low-BF Ballas	*N/A	*N/A	*N/A	*N/A	*N/A	*N/A	*N/A
118	NWS	Commercial	All	Hospital	Lighting	Reduced Wattage T8/T5 Lamps	Commercial Prescriptive & Custom	2015	1.0000%	2034	4.000%	2034	4.000%
119	NWS	Commercial	All	K12 Education	Lighting	Reduced Wattage T8/T5 Lamps	Commercial Prescriptive & Custom	2015	1.0000%	2034	4.000%	2034	4.000%
120	NWS	Commercial	All	Education with Summer Sessions	Lighting	Reduced Wattage T8/T5 Lamps	Commercial Prescriptive & Custom	2015	1.0000%	2034	4.000%	2034	4.000%

*N/A: Measure did not pass measure level screening and therefore was not included in a program.

MEASURE DESCRIPTION							PROGRAM	PARTICIPATION HIGH CASE					
Measure ID	Weather Sensitive	Sector	Sub-Sector	Building Type	End Use	Measure Name	Program	First Year of Participation (So Year)	First Year Participation Rate (So)	Year of Maximum Annual Participation (Smax)	Maximum Annual Participation Rate (Smax)	Final Year of Participation (Fo Year)	Final Year Participation Rate (Fo)
121	NWS	Commercial	All	Lodging	Lighting	Reduced Wattage T8/T5 Lamps	Commercial Prescriptive & Custom	2015	1.0000%	2034	4.000%	2034	4.000%
122	NWS	Commercial	All	General Large Commercia	Lighting	Reduced Wattage T8/T5 Lamps	Commercial Prescriptive & Custom	2015	1.0000%	2034	4.000%	2034	4.000%
123	NWS	Commercial	All	General Small Commercia	Lighting	Reduced Wattage T8/T5 Lamps	Commercial Prescriptive & Custom	2015	1.0000%	2034	4.000%	2034	4.000%
124	NWS	Commercial	All	Hospital	Lighting	Reduced Wattage T8/T5 Lamps	*N/A	*N/A	*N/A	*N/A	*N/A	*N/A	*N/A
125	NWS	Commercial	All	K12 Education	Lighting	Reduced Wattage T8/T5 Lamps	*N/A	*N/A	*N/A	*N/A	*N/A	*N/A	*N/A
126	NWS	Commercial	All	Education with Summer Sessions	Lighting	Reduced Wattage T8/T5 Lamps	*N/A	*N/A	*N/A	*N/A	*N/A	*N/A	*N/A
127	NWS	Commercial	All	Lodging	Lighting	Reduced Wattage T8/T5 Lamps	*N/A	*N/A	*N/A	*N/A	*N/A	*N/A	*N/A
128	NWS	Commercial	All	General Large Commercia	Lighting	Reduced Wattage T8/T5 Lamps	*N/A	*N/A	*N/A	*N/A	*N/A	*N/A	*N/A
129	NWS	Commercial	All	General Small Commercia	Lighting	Reduced Wattage T8/T5 Lamps	*N/A	*N/A	*N/A	*N/A	*N/A	*N/A	*N/A
130	NWS	Commercial	All	Hospital	Lighting	Linear Florescent Fixture Upgrade	Commercial Prescriptive & Custom	2015	1.0632%	2034	4.253%	2034	4.253%
131	NWS	Commercial	All	K12 Education	Lighting	Linear Florescent Fixture Upgrade	Commercial Prescriptive & Custom	2015	1.0632%	2034	4.253%	2034	4.253%
132	NWS	Commercial	All	Education with Summer Sessions	Lighting	Linear Florescent Fixture Upgrade	Commercial Prescriptive & Custom	2015	1.0632%	2034	4.253%	2034	4.253%
133	NWS	Commercial	All	Lodging	Lighting	Linear Florescent Fixture Upgrade	Commercial Prescriptive & Custom	2015	1.0632%	2034	4.253%	2034	4.253%
134	NWS	Commercial	All	General Large Commercia	Lighting	Linear Florescent Fixture Upgrade	Commercial Prescriptive & Custom	2015	1.0632%	2034	4.253%	2034	4.253%
135	NWS	Commercial	All	General Small Commercia	Lighting	Linear Florescent Fixture Upgrade	Commercial Prescriptive & Custom	2015	1.0632%	2034	4.253%	2034	4.253%
136	NWS	Commercial	All	Hospital	Lighting	Linear Florescent Fixture Upgrade	Commercial Prescriptive & Custom	2015	1.0781%	2034	4.312%	2034	4.312%
137	NWS	Commercial	All	K12 Education	Lighting	Linear Florescent Fixture Upgrade	Commercial Prescriptive & Custom	2015	1.0632%	2034	4.253%	2034	4.253%
138	NWS	Commercial	All	Education with Summer Sessions	Lighting	Linear Florescent Fixture Upgrade	Commercial Prescriptive & Custom	2015	1.0632%	2034	4.253%	2034	4.253%
139	NWS	Commercial	All	Lodging	Lighting	Linear Florescent Fixture Upgrade	Commercial Prescriptive & Custom	2015	1.1299%	2034	4.520%	2034	4.520%
140	NWS	Commercial	All	General Large Commercia	Lighting	Linear Florescent Fixture Upgrade	Commercial Prescriptive & Custom	2015	1.0632%	2034	4.253%	2034	4.253%
141	NWS	Commercial	All	General Small Commercia	Lighting	Linear Florescent Fixture Upgrade	Commercial Prescriptive & Custom	2015	1.0632%	2034	4.253%	2034	4.253%
142	NWS	Commercial	All	Hospital	Lighting	Linear Florescent Fixture Upgrade	Commercial Prescriptive & Custom	2015	1.0632%	2034	4.253%	2034	4.253%
143	NWS	Commercial	All	K12 Education	Lighting	Linear Florescent Fixture Upgrade	Commercial Prescriptive & Custom	2015	1.0632%	2034	4.253%	2034	4.253%
144	NWS	Commercial	All	Education with Summer Sessions	Lighting	Linear Florescent Fixture Upgrade	Commercial Prescriptive & Custom	2015	1.0632%	2034	4.253%	2034	4.253%
145	NWS	Commercial	All	Lodging	Lighting	Linear Florescent Fixture Upgrade	Commercial Prescriptive & Custom	2015	1.0632%	2034	4.253%	2034	4.253%
146	NWS	Commercial	All	General Large Commercia	Lighting	Linear Florescent Fixture Upgrade	Commercial Prescriptive & Custom	2015	1.0632%	2034	4.253%	2034	4.253%
147	NWS	Commercial	All	General Small Commercia	Lighting	Linear Florescent Fixture Upgrade	Commercial Prescriptive & Custom	2015	1.0632%	2034	4.253%	2034	4.253%
148	NWS	Commercial	All	Hospital	Lighting	Linear Florescent Fixture Upgrade	Commercial Prescriptive & Custom	2015	1.0632%	2034	4.253%	2034	4.253%
149	NWS	Commercial	All	K12 Education	Lighting	Linear Florescent Fixture Upgrade	Commercial Prescriptive & Custom	2015	1.0632%	2034	4.253%	2034	4.253%
150	NWS	Commercial	All	Education with Summer Sessions	Lighting	Linear Florescent Fixture Upgrade	Commercial Prescriptive & Custom	2015	1.0632%	2034	4.253%	2034	4.253%
151	NWS	Commercial	All	Lodging	Lighting	Linear Florescent Fixture Upgrade	Commercial Prescriptive & Custom	2015	1.0632%	2034	4.253%	2034	4.253%
152	NWS	Commercial	All	General Large Commercia	Lighting	Linear Florescent Fixture Upgrade	Commercial Prescriptive & Custom	2015	1.0632%	2034	4.253%	2034	4.253%
153	NWS	Commercial	All	General Small Commercia	Lighting	Linear Florescent Fixture Upgrade	Commercial Prescriptive & Custom	2015	1.0632%	2034	4.253%	2034	4.253%
154	NWS	Commercial	All	Hospital	Lighting	Commercial Standard CFL	*N/A	*N/A	*N/A	*N/A	*N/A	*N/A	*N/A
155	NWS	Commercial	All	Hospital	Lighting	Commercial Standard CFL	*N/A	*N/A	*N/A	*N/A	*N/A	*N/A	*N/A
156	NWS	Commercial	All	K12 Education	Lighting	Commercial Standard CFL	*N/A	*N/A	*N/A	*N/A	*N/A	*N/A	*N/A
157	NWS	Commercial	All	K12 Education	Lighting	Commercial Standard CFL	*N/A	*N/A	*N/A	*N/A	*N/A	*N/A	*N/A
158	NWS	Commercial	All	Education with Summer Sessions	Lighting	Commercial Standard CFL	*N/A	*N/A	*N/A	*N/A	*N/A	*N/A	*N/A
159	NWS	Commercial	All	Education with Summer Sessions	Lighting	Commercial Standard CFL	*N/A	*N/A	*N/A	*N/A	*N/A	*N/A	*N/A
160	NWS	Commercial	All	Lodging	Lighting	Commercial Standard CFL	Commercial Prescriptive & Custom	2015	0.7500%	2034	3.000%	2034	3.000%
161	NWS	Commercial	All	Lodging	Lighting	Commercial Standard CFL	Commercial Prescriptive & Custom	2015	0.7500%	2034	3.000%	2034	3.000%
162	NWS	Commercial	All	General Large Commercia	Lighting	Commercial Standard CFL	*N/A	*N/A	*N/A	*N/A	*N/A	*N/A	*N/A
163	NWS	Commercial	All	General Large Commercia	Lighting	Commercial Standard CFL	*N/A	*N/A	*N/A	*N/A	*N/A	*N/A	*N/A
164	NWS	Commercial	All	General Small Commercia	Lighting	Commercial Standard CFL	*N/A	*N/A	*N/A	*N/A	*N/A	*N/A	*N/A
165	NWS	Commercial	All	General Small Commercia	Lighting	Commercial Standard CFL	*N/A	*N/A	*N/A	*N/A	*N/A	*N/A	*N/A
166	NWS	Commercial	All	Hospital	Lighting	LED Bulbs	Commercial Prescriptive & Custom	2015	2.5000%	2020	4.967%	2020	4.967%
167	NWS	Commercial	All	Hospital	Lighting	LED Bulbs	Commercial Prescriptive & Custom	2015	1.7500%	2034	7.000%	2034	7.000%
168	NWS	Commercial	All	K12 Education	Lighting	LED Bulbs	Commercial Prescriptive & Custom	2015	2.5000%	2020	4.967%	2020	4.967%
169	NWS	Commercial	All	K12 Education	Lighting	LED Bulbs	Commercial Prescriptive & Custom	2015	1.7500%	2034	7.000%	2034	7.000%
170	NWS	Commercial	All	Education with Summer Sessions	Lighting	LED Bulbs	Commercial Prescriptive & Custom	2015	2.5000%	2020	4.967%	2020	4.967%
171	NWS	Commercial	All	Education with Summer Sessions	Lighting	LED Bulbs	Commercial Prescriptive & Custom	2015	1.7500%	2034	7.000%	2034	7.000%
172	NWS	Commercial	All	Lodging	Lighting	LED Bulbs	Commercial Prescriptive & Custom	2015	2.5000%	2020	4.967%	2020	4.967%
173	NWS	Commercial	All	Lodging	Lighting	LED Bulbs	Commercial Prescriptive & Custom	2015	1.7500%	2034	7.000%	2034	7.000%
174	NWS	Commercial	All	General Large Commercia	Lighting	LED Bulbs	Commercial Prescriptive & Custom	2015	2.5000%	2020	4.967%	2020	4.967%
175	NWS	Commercial	All	General Large Commercia	Lighting	LED Bulbs	Commercial Prescriptive & Custom	2015	1.7500%	2034	7.000%	2034	7.000%
176	NWS	Commercial	All	General Small Commercia	Lighting	LED Bulbs	Commercial Prescriptive & Custom	2015	2.5000%	2020	4.967%	2020	4.967%
177	NWS	Commercial	All	General Small Commercia	Lighting	LED Bulbs	Commercial Prescriptive & Custom	2015	1.7500%	2034	7.000%	2034	7.000%
178	NWS	Commercial	Large Commercia	All	Lighting	Efficient High Bay Lighting	Commercial Prescriptive & Custom	2015	0.4784%	2034	1.914%	2034	1.914%
179	NWS	Commercial	Small Commercia	All	Lighting	Efficient High Bay Lighting	Commercial Prescriptive & Custom	2015	0.4784%	2034	1.914%	2034	1.914%
180	NWS	Commercial	Large Commercia	All	Lighting	Efficient High Bay Lighting	Commercial Prescriptive & Custom	2015	0.4784%	2034	1.914%	2034	1.914%

*N/A: Measure did not pass measure level screening and therefore was not included in a program.

MEASURE DESCRIPTION							PROGRAM	PARTICIPATION HIGH CASE					
Measure ID	Weather Sensitive	Sector	Sub-Sector	Building Type	End Use	Measure Name	Program	First Year of Participation (So Year)	First Year Participation Rate (So)	Year of Maximum Annual Participation (Smax)	Maximum Annual Participation Rate (Smax)	Final Year of Participation (Fo Year)	Final Year Participation Rate (Fo)
181	NWS	Commercial	Small Commercia	All	Lighting	Efficient High Bay Lighting	Commercial Prescriptive & Custom	2015	0.4784%	2034	1.914%	2034	1.914%
182	NWS	Commercial	Large Commercia	All	Lighting	Efficient High Bay Lighting	Commercial Prescriptive & Custom	2015	0.4784%	2034	1.914%	2034	1.914%
183	NWS	Commercial	Small Commercia	All	Lighting	Efficient High Bay Lighting	Commercial Prescriptive & Custom	2015	0.4784%	2034	1.914%	2034	1.914%
184	NWS	Commercial	Large Commercia	All	Lighting	Efficient High Bay Lighting	Commercial Prescriptive & Custom	2015	0.4784%	2034	1.914%	2034	1.914%
185	NWS	Commercial	Small Commercia	All	Lighting	Efficient High Bay Lighting	Commercial Prescriptive & Custom	2015	0.4908%	2034	1.963%	2034	1.963%
186	NWS	Commercial	Large Commercia	All	Lighting	Efficient High Bay Lighting	Commercial Prescriptive & Custom	2015	0.4784%	2034	1.914%	2034	1.914%
187	NWS	Commercial	Small Commercia	All	Lighting	Efficient High Bay Lighting	Commercial Prescriptive & Custom	2015	0.4784%	2034	1.914%	2034	1.914%
188	NWS	Commercial	Large Commercia	All	Lighting	Efficient High Bay Lighting	Commercial Prescriptive & Custom	2015	0.4784%	2034	1.914%	2034	1.914%
189	NWS	Commercial	Small Commercia	All	Lighting	Efficient High Bay Lighting	Commercial Prescriptive & Custom	2015	0.4784%	2034	1.914%	2034	1.914%
190	NWS	Commercial	Large Commercia	All	Lighting	Lighting Controls	Commercial Prescriptive & Custom	2015	0.2154%	2034	0.862%	2034	0.862%
191	NWS	Commercial	Large Commercia	All	Lighting	Lighting Controls	Commercial Prescriptive & Custom	2015	0.2105%	2034	0.842%	2034	0.842%
192	NWS	Commercial	Large Commercia	All	Lighting	Lighting Controls	Commercial Prescriptive & Custom	2015	0.2105%	2034	0.842%	2034	0.842%
193	NWS	Commercial	Large Commercia	All	Lighting	Lighting Controls	Commercial Prescriptive & Custom	2015	0.2154%	2034	0.862%	2034	0.862%
194	NWS	Commercial	Large Commercia	All	Lighting	Lighting Controls	Commercial Prescriptive & Custom	2015	0.2343%	2034	0.937%	2034	0.937%
195	NWS	Commercial	Large Commercia	All	Lighting	Lighting Controls	Commercial Prescriptive & Custom	2015	0.2260%	2034	0.904%	2034	0.904%
196	NWS	Commercial	Large Commercia	All	Lighting	Lighting Controls	Commercial Prescriptive & Custom	2015	0.2260%	2034	0.904%	2034	0.904%
197	NWS	Commercial	Small Commercia	All	Lighting	Lighting Controls	Commercial Prescriptive & Custom	2015	0.2309%	2034	0.924%	2034	0.924%
198	NWS	Commercial	Small Commercia	All	Lighting	Lighting Controls	Commercial Prescriptive & Custom	2015	0.2105%	2034	0.842%	2034	0.842%
199	NWS	Commercial	Small Commercia	All	Lighting	Lighting Controls	Commercial Prescriptive & Custom	2015	0.2105%	2034	0.842%	2034	0.842%
200	NWS	Commercial	Small Commercia	All	Lighting	Lighting Controls	Commercial Prescriptive & Custom	2015	0.2309%	2034	0.924%	2034	0.924%
201	NWS	Commercial	Small Commercia	All	Lighting	Lighting Controls	Commercial Prescriptive & Custom	2015	0.2469%	2034	0.988%	2034	0.988%
202	NWS	Commercial	Small Commercia	All	Lighting	Lighting Controls	Commercial Prescriptive & Custom	2015	0.2399%	2034	0.960%	2034	0.960%
203	NWS	Commercial	Small Commercia	All	Lighting	Lighting Controls	Commercial Prescriptive & Custom	2015	0.2399%	2034	0.960%	2034	0.960%
204	NWS	Commercial	Small Commercia	All	Lighting	LED Exit Signs	Commercial Prescriptive & Custom	2015	0.6379%	2034	2.552%	2034	2.552%
205	NWS	Commercial	All	Hospital	Refrigeratior	cally Commutated Motors (ECM) for Walk-in and Reach-in Cooler	Commercial Prescriptive & Custom	2015	0.7500%	2034	3.000%	2034	3.000%
206	NWS	Commercial	All	K12 Education	Refrigeratior	cally Commutated Motors (ECM) for Walk-in and Reach-in Cooler	Commercial Prescriptive & Custom	2015	0.7500%	2034	3.000%	2034	3.000%
207	NWS	Commercial	All	Education with Summer Sessions	Refrigeratior	cally Commutated Motors (ECM) for Walk-in and Reach-in Cooler	Commercial Prescriptive & Custom	2015	0.7500%	2034	3.000%	2034	3.000%
208	NWS	Commercial	All	Lodging	Refrigeratior	cally Commutated Motors (ECM) for Walk-in and Reach-in Cooler	Commercial Prescriptive & Custom	2015	0.7500%	2034	3.000%	2034	3.000%
209	NWS	Commercial	All	Food Sales	Refrigeratior	cally Commutated Motors (ECM) for Walk-in and Reach-in Cooler	Commercial Prescriptive & Custom	2015	0.7500%	2034	3.000%	2034	3.000%
210	NWS	Commercial	All	Restaurant	Refrigeratior	cally Commutated Motors (ECM) for Walk-in and Reach-in Cooler	Commercial Prescriptive & Custom	2015	0.7500%	2034	3.000%	2034	3.000%
211	NWS	Commercial	All	Hospital	Refrigeratior	ENERGY STAR Solid Door Refrigerato	Commercial Prescriptive & Custom	2015	0.7500%	2034	3.000%	2034	3.000%
212	NWS	Commercial	All	Hospital	Refrigeratior	ENERGY STAR Solid Door Refrigerato	Commercial Prescriptive & Custom	2015	0.7500%	2034	3.000%	2034	3.000%
213	NWS	Commercial	All	Hospital	Refrigeratior	ENERGY STAR Solid Door Refrigerato	Commercial Prescriptive & Custom	2015	0.7500%	2034	3.000%	2034	3.000%
214	NWS	Commercial	All	Hospital	Refrigeratior	ENERGY STAR Solid Door Refrigerato	Commercial Prescriptive & Custom	2015	0.7500%	2034	3.000%	2034	3.000%
215	NWS	Commercial	All	Hospital	Refrigeratior	ENERGY STAR Solid Door Freeze	Commercial Prescriptive & Custom	2015	0.7500%	2034	3.000%	2034	3.000%
216	NWS	Commercial	All	Hospital	Refrigeratior	ENERGY STAR Solid Door Freeze	Commercial Prescriptive & Custom	2015	0.7500%	2034	3.000%	2034	3.000%
217	NWS	Commercial	All	Hospital	Refrigeratior	ENERGY STAR Solid Door Freeze	Commercial Prescriptive & Custom	2015	0.7500%	2034	3.000%	2034	3.000%
218	NWS	Commercial	All	Hospital	Refrigeratior	ENERGY STAR Solid Door Freeze	Commercial Prescriptive & Custom	2015	0.7500%	2034	3.000%	2034	3.000%
219	NWS	Commercial	All	K12 Education	Refrigeratior	ENERGY STAR Solid Door Refrigerato	Commercial Prescriptive & Custom	2015	0.7500%	2034	3.000%	2034	3.000%
220	NWS	Commercial	All	K12 Education	Refrigeratior	ENERGY STAR Solid Door Refrigerato	Commercial Prescriptive & Custom	2015	0.7500%	2034	3.000%	2034	3.000%
221	NWS	Commercial	All	K12 Education	Refrigeratior	ENERGY STAR Solid Door Refrigerato	Commercial Prescriptive & Custom	2015	0.7500%	2034	3.000%	2034	3.000%
222	NWS	Commercial	All	K12 Education	Refrigeratior	ENERGY STAR Solid Door Refrigerato	Commercial Prescriptive & Custom	2015	0.7500%	2034	3.000%	2034	3.000%
223	NWS	Commercial	All	K12 Education	Refrigeratior	ENERGY STAR Solid Door Freeze	Commercial Prescriptive & Custom	2015	0.7500%	2034	3.000%	2034	3.000%
224	NWS	Commercial	All	K12 Education	Refrigeratior	ENERGY STAR Solid Door Freeze	Commercial Prescriptive & Custom	2015	0.7500%	2034	3.000%	2034	3.000%
225	NWS	Commercial	All	K12 Education	Refrigeratior	ENERGY STAR Solid Door Freeze	Commercial Prescriptive & Custom	2015	0.7500%	2034	3.000%	2034	3.000%
226	NWS	Commercial	All	K12 Education	Refrigeratior	ENERGY STAR Solid Door Freeze	Commercial Prescriptive & Custom	2015	0.7500%	2034	3.000%	2034	3.000%
227	NWS	Commercial	All	Education with Summer Sessions	Refrigeratior	ENERGY STAR Solid Door Refrigerato	Commercial Prescriptive & Custom	2015	0.7500%	2034	3.000%	2034	3.000%
228	NWS	Commercial	All	Education with Summer Sessions	Refrigeratior	ENERGY STAR Solid Door Refrigerato	Commercial Prescriptive & Custom	2015	0.7500%	2034	3.000%	2034	3.000%
229	NWS	Commercial	All	Education with Summer Sessions	Refrigeratior	ENERGY STAR Solid Door Refrigerato	Commercial Prescriptive & Custom	2015	0.7500%	2034	3.000%	2034	3.000%
230	NWS	Commercial	All	Education with Summer Sessions	Refrigeratior	ENERGY STAR Solid Door Refrigerato	Commercial Prescriptive & Custom	2015	0.7500%	2034	3.000%	2034	3.000%
231	NWS	Commercial	All	Education with Summer Sessions	Refrigeratior	ENERGY STAR Solid Door Freeze	Commercial Prescriptive & Custom	2015	0.7500%	2034	3.000%	2034	3.000%
232	NWS	Commercial	All	Education with Summer Sessions	Refrigeratior	ENERGY STAR Solid Door Freeze	Commercial Prescriptive & Custom	2015	0.7500%	2034	3.000%	2034	3.000%
233	NWS	Commercial	All	Education with Summer Sessions	Refrigeratior	ENERGY STAR Solid Door Freeze	Commercial Prescriptive & Custom	2015	0.7500%	2034	3.000%	2034	3.000%
234	NWS	Commercial	All	Education with Summer Sessions	Refrigeratior	ENERGY STAR Solid Door Freeze	Commercial Prescriptive & Custom	2015	0.7500%	2034	3.000%	2034	3.000%
235	NWS	Commercial	All	Lodging	Refrigeratior	ENERGY STAR Solid Door Refrigerato	Commercial Prescriptive & Custom	2015	0.7500%	2034	3.000%	2034	3.000%
236	NWS	Commercial	All	Lodging	Refrigeratior	ENERGY STAR Solid Door Refrigerato	Commercial Prescriptive & Custom	2015	0.7500%	2034	3.000%	2034	3.000%
237	NWS	Commercial	All	Lodging	Refrigeratior	ENERGY STAR Solid Door Refrigerato	Commercial Prescriptive & Custom	2015	0.7500%	2034	3.000%	2034	3.000%
238	NWS	Commercial	All	Lodging	Refrigeratior	ENERGY STAR Solid Door Refrigerato	Commercial Prescriptive & Custom	2015	0.7500%	2034	3.000%	2034	3.000%
239	NWS	Commercial	All	Lodging	Refrigeratior	ENERGY STAR Solid Door Freeze	Commercial Prescriptive & Custom	2015	0.7500%	2034	3.000%	2034	3.000%
240	NWS	Commercial	All	Lodging	Refrigeratior	ENERGY STAR Solid Door Freeze	Commercial Prescriptive & Custom	2015	0.7500%	2034	3.000%	2034	3.000%

*N/A: Measure did not pass measure level screening and therefore was not included in a program.

MEASURE DESCRIPTION							PROGRAM	PARTICIPATION HIGH CASE					
Measure ID	Weather Sensitive	Sector	Sub-Sector	Building Type	End Use	Measure Name	Program	First Year of Participation (So Year)	First Year Participation Rate (So)	Year of Maximum Annual Participation (Smax)	Maximum Annual Participation Rate (Smax)	Final Year of Participation (Fo Year)	Final Year Participation Rate (Fo)
241	NWS	Commercial	All	Lodging	Refrigeratior	ENERGY STAR Solid Door Freeze	Commercial Prescriptive & Custom	2015	0.7500%	2034	3.000%	2034	3.000%
242	NWS	Commercial	All	Lodging	Refrigeratior	ENERGY STAR Solid Door Freeze	Commercial Prescriptive & Custom	2015	0.7500%	2034	3.000%	2034	3.000%
243	NWS	Commercial	All	Food Sales	Refrigeratior	ENERGY STAR Solid Door Refrigerato	Commercial Prescriptive & Custom	2015	0.7500%	2034	3.000%	2034	3.000%
244	NWS	Commercial	All	Food Sales	Refrigeratior	ENERGY STAR Solid Door Refrigerato	Commercial Prescriptive & Custom	2015	0.7500%	2034	3.000%	2034	3.000%
245	NWS	Commercial	All	Food Sales	Refrigeratior	ENERGY STAR Solid Door Refrigerato	Commercial Prescriptive & Custom	2015	0.7500%	2034	3.000%	2034	3.000%
246	NWS	Commercial	All	Food Sales	Refrigeratior	ENERGY STAR Solid Door Refrigerato	Commercial Prescriptive & Custom	2015	0.7500%	2034	3.000%	2034	3.000%
247	NWS	Commercial	All	Food Sales	Refrigeratior	ENERGY STAR Solid Door Freeze	Commercial Prescriptive & Custom	2015	0.7500%	2034	3.000%	2034	3.000%
248	NWS	Commercial	All	Food Sales	Refrigeratior	ENERGY STAR Solid Door Freeze	Commercial Prescriptive & Custom	2015	0.7500%	2034	3.000%	2034	3.000%
249	NWS	Commercial	All	Food Sales	Refrigeratior	ENERGY STAR Solid Door Freeze	Commercial Prescriptive & Custom	2015	0.7500%	2034	3.000%	2034	3.000%
250	NWS	Commercial	All	Food Sales	Refrigeratior	ENERGY STAR Solid Door Freeze	Commercial Prescriptive & Custom	2015	0.7500%	2034	3.000%	2034	3.000%
251	NWS	Commercial	All	Restaurant	Refrigeratior	ENERGY STAR Solid Door Refrigerato	Commercial Prescriptive & Custom	2015	0.7500%	2034	3.000%	2034	3.000%
252	NWS	Commercial	All	Restaurant	Refrigeratior	ENERGY STAR Solid Door Refrigerato	Commercial Prescriptive & Custom	2015	0.7500%	2034	3.000%	2034	3.000%
253	NWS	Commercial	All	Restaurant	Refrigeratior	ENERGY STAR Solid Door Refrigerato	Commercial Prescriptive & Custom	2015	0.7500%	2034	3.000%	2034	3.000%
254	NWS	Commercial	All	Restaurant	Refrigeratior	ENERGY STAR Solid Door Refrigerato	Commercial Prescriptive & Custom	2015	0.7500%	2034	3.000%	2034	3.000%
255	NWS	Commercial	All	Restaurant	Refrigeratior	ENERGY STAR Solid Door Freeze	Commercial Prescriptive & Custom	2015	0.7500%	2034	3.000%	2034	3.000%
256	NWS	Commercial	All	Restaurant	Refrigeratior	ENERGY STAR Solid Door Freeze	Commercial Prescriptive & Custom	2015	0.7500%	2034	3.000%	2034	3.000%
257	NWS	Commercial	All	Restaurant	Refrigeratior	ENERGY STAR Solid Door Freeze	Commercial Prescriptive & Custom	2015	0.7500%	2034	3.000%	2034	3.000%
258	NWS	Commercial	All	Restaurant	Refrigeratior	ENERGY STAR Solid Door Freeze	Commercial Prescriptive & Custom	2015	0.7500%	2034	3.000%	2034	3.000%
259	NWS	Commercial	All	Hospital	Refrigeratior	Vending Machine Occupancy Controls	Commercial Prescriptive & Custom	2015	0.7500%	2034	3.000%	2034	3.000%
260	NWS	Commercial	All	Hospital	Refrigeratior	Vending Machine Occupancy Controls	Commercial Prescriptive & Custom	2015	0.7170%	2034	2.868%	2034	2.868%
261	NWS	Commercial	All	Hospital	Refrigeratior	Vending Machine Occupancy Controls	Commercial Prescriptive & Custom	2015	0.6752%	2034	2.701%	2034	2.701%
262	NWS	Commercial	All	K12 Education	Refrigeratior	Vending Machine Occupancy Controls	Commercial Prescriptive & Custom	2015	0.7500%	2034	3.000%	2034	3.000%
263	NWS	Commercial	All	K12 Education	Refrigeratior	Vending Machine Occupancy Controls	Commercial Prescriptive & Custom	2015	0.7170%	2034	2.868%	2034	2.868%
264	NWS	Commercial	All	K12 Education	Refrigeratior	Vending Machine Occupancy Controls	Commercial Prescriptive & Custom	2015	0.6752%	2034	2.701%	2034	2.701%
265	NWS	Commercial	All	Education with Summer Sessions	Refrigeratior	Vending Machine Occupancy Controls	Commercial Prescriptive & Custom	2015	0.7500%	2034	3.000%	2034	3.000%
266	NWS	Commercial	All	Education with Summer Sessions	Refrigeratior	Vending Machine Occupancy Controls	Commercial Prescriptive & Custom	2015	0.7170%	2034	2.868%	2034	2.868%
267	NWS	Commercial	All	Education with Summer Sessions	Refrigeratior	Vending Machine Occupancy Controls	Commercial Prescriptive & Custom	2015	0.6752%	2034	2.701%	2034	2.701%
268	NWS	Commercial	All	Lodging	Refrigeratior	Vending Machine Occupancy Controls	Commercial Prescriptive & Custom	2015	0.7500%	2034	3.000%	2034	3.000%
269	NWS	Commercial	All	Lodging	Refrigeratior	Vending Machine Occupancy Controls	Commercial Prescriptive & Custom	2015	0.7170%	2034	2.868%	2034	2.868%
270	NWS	Commercial	All	Lodging	Refrigeratior	Vending Machine Occupancy Controls	Commercial Prescriptive & Custom	2015	0.6752%	2034	2.701%	2034	2.701%
271	NWS	Commercial	All	Food Sales	Refrigeratior	Vending Machine Occupancy Controls	Commercial Prescriptive & Custom	2015	0.7500%	2034	3.000%	2034	3.000%
272	NWS	Commercial	All	Food Sales	Refrigeratior	Vending Machine Occupancy Controls	Commercial Prescriptive & Custom	2015	0.7170%	2034	2.868%	2034	2.868%
273	NWS	Commercial	All	Food Sales	Refrigeratior	Vending Machine Occupancy Controls	Commercial Prescriptive & Custom	2015	0.6752%	2034	2.701%	2034	2.701%
274	NWS	Commercial	All	Restaurant	Refrigeratior	Vending Machine Occupancy Controls	Commercial Prescriptive & Custom	2015	0.7500%	2034	3.000%	2034	3.000%
275	NWS	Commercial	All	Restaurant	Refrigeratior	Vending Machine Occupancy Controls	Commercial Prescriptive & Custom	2015	0.7170%	2034	2.868%	2034	2.868%
276	NWS	Commercial	All	Restaurant	Refrigeratior	Vending Machine Occupancy Controls	Commercial Prescriptive & Custom	2015	0.6752%	2034	2.701%	2034	2.701%
277	NWS	Commercial	All	Hospital	Refrigeratior	Automatic Door Closer for Walk-in Coolers and Freezer	Commercial Prescriptive & Custom	2015	0.7164%	2034	2.866%	2034	2.866%
278	NWS	Commercial	All	Hospital	Refrigeratior	Automatic Door Closer for Walk-in Coolers and Freezer	Commercial Prescriptive & Custom	2015	0.7500%	2034	3.000%	2034	3.000%
279	NWS	Commercial	All	K12 Education	Refrigeratior	Automatic Door Closer for Walk-in Coolers and Freezer	Commercial Prescriptive & Custom	2015	0.7164%	2034	2.866%	2034	2.866%
280	NWS	Commercial	All	K12 Education	Refrigeratior	Automatic Door Closer for Walk-in Coolers and Freezer	Commercial Prescriptive & Custom	2015	0.7500%	2034	3.000%	2034	3.000%
281	NWS	Commercial	All	Education with Summer Sessions	Refrigeratior	Automatic Door Closer for Walk-in Coolers and Freezer	Commercial Prescriptive & Custom	2015	0.7164%	2034	2.866%	2034	2.866%
282	NWS	Commercial	All	Education with Summer Sessions	Refrigeratior	Automatic Door Closer for Walk-in Coolers and Freezer	Commercial Prescriptive & Custom	2015	0.7500%	2034	3.000%	2034	3.000%
283	NWS	Commercial	All	Lodging	Refrigeratior	Automatic Door Closer for Walk-in Coolers and Freezer	Commercial Prescriptive & Custom	2015	0.7164%	2034	2.866%	2034	2.866%
284	NWS	Commercial	All	Lodging	Refrigeratior	Automatic Door Closer for Walk-in Coolers and Freezer	Commercial Prescriptive & Custom	2015	0.7500%	2034	3.000%	2034	3.000%
285	NWS	Commercial	All	Food Sales	Refrigeratior	Automatic Door Closer for Walk-in Coolers and Freezer	Commercial Prescriptive & Custom	2015	0.7164%	2034	2.866%	2034	2.866%
286	NWS	Commercial	All	Food Sales	Refrigeratior	Automatic Door Closer for Walk-in Coolers and Freezer	Commercial Prescriptive & Custom	2015	0.7500%	2034	3.000%	2034	3.000%
287	NWS	Commercial	All	Restaurant	Refrigeratior	Automatic Door Closer for Walk-in Coolers and Freezer	Commercial Prescriptive & Custom	2015	0.7164%	2034	2.866%	2034	2.866%
288	NWS	Commercial	All	Restaurant	Refrigeratior	Automatic Door Closer for Walk-in Coolers and Freezer	Commercial Prescriptive & Custom	2015	0.7500%	2034	3.000%	2034	3.000%
289	NWS	Commercial	All	Food Sales	Refrigeratior	Door Heater Controls for Cooler or Freeze	Commercial Prescriptive & Custom	2015	0.7500%	2034	3.000%	2034	3.000%
290	NWS	Commercial	All	Food Sales	Refrigeratior	Door Heater Controls for Cooler or Freeze	Commercial Prescriptive & Custom	2015	0.6379%	2034	2.552%	2034	2.552%
291	NWS	Commercial	All	Food Sales	Refrigeratior	Door Heater Controls for Cooler or Freeze	Commercial Prescriptive & Custom	2015	0.6379%	2034	2.552%	2034	2.552%
292	NWS	Commercial	All	Food Sales	Refrigeratior	Door Heater Controls for Cooler or Freeze	Commercial Prescriptive & Custom	2015	0.7500%	2034	3.000%	2034	3.000%
293	NWS	Commercial	All	Food Sales	Refrigeratior	Door Heater Controls for Cooler or Freeze	Commercial Prescriptive & Custom	2015	0.7388%	2034	2.955%	2034	2.955%
294	NWS	Commercial	All	Food Sales	Refrigeratior	Door Heater Controls for Cooler or Freeze	Commercial Prescriptive & Custom	2015	0.7388%	2034	2.955%	2034	2.955%
295	NWS	Commercial	All	Restaurant	Refrigeratior	Door Heater Controls for Cooler or Freeze	Commercial Prescriptive & Custom	2015	0.7500%	2034	3.000%	2034	3.000%
296	NWS	Commercial	All	Restaurant	Refrigeratior	Door Heater Controls for Cooler or Freeze	Commercial Prescriptive & Custom	2015	0.6379%	2034	2.552%	2034	2.552%
297	NWS	Commercial	All	Restaurant	Refrigeratior	Door Heater Controls for Cooler or Freeze	Commercial Prescriptive & Custom	2015	0.6379%	2034	2.552%	2034	2.552%
298	NWS	Commercial	All	Restaurant	Refrigeratior	Door Heater Controls for Cooler or Freeze	Commercial Prescriptive & Custom	2015	0.7500%	2034	3.000%	2034	3.000%
299	NWS	Commercial	All	Restaurant	Refrigeratior	Door Heater Controls for Cooler or Freeze	Commercial Prescriptive & Custom	2015	0.7388%	2034	2.955%	2034	2.955%
300	NWS	Commercial	All	Restaurant	Refrigeratior	Door Heater Controls for Cooler or Freeze	Commercial Prescriptive & Custom	2015	0.7388%	2034	2.955%	2034	2.955%

*N/A: Measure did not pass measure level screening and therefore was not included in a program.

MEASURE DESCRIPTION							PROGRAM	PARTICIPATION HIGH CASE					
Measure ID	Weather Sensitive	Sector	Sub-Sector	Building Type	End Use	Measure Name	Program	First Year of Participation (So Year)	First Year Participation Rate (So)	Year of Maximum Annual Participation (Smax)	Maximum Annual Participation Rate (Smax)	Final Year of Participation (Fo Year)	Final Year Participation Rate (Fo)
301	NWS	Commercial	All	Hospital	Refrigeratior	Evaporator Fan Contro	Commercial Prescriptive & Custorr	2015	0.6379%	2034	2.552%	2034	2.552%
302	NWS	Commercial	All	K12 Education	Refrigeratior	Evaporator Fan Contro	Commercial Prescriptive & Custorr	2015	0.6379%	2034	2.552%	2034	2.552%
303	NWS	Commercial	All	Education with Summer Sessions	Refrigeratior	Evaporator Fan Contro	Commercial Prescriptive & Custorr	2015	0.6379%	2034	2.552%	2034	2.552%
304	NWS	Commercial	All	Lodging	Refrigeratior	Evaporator Fan Contro	Commercial Prescriptive & Custorr	2015	0.6379%	2034	2.552%	2034	2.552%
305	NWS	Commercial	All	Food Sales	Refrigeratior	Evaporator Fan Contro	Commercial Prescriptive & Custorr	2015	0.6379%	2034	2.552%	2034	2.552%
306	NWS	Commercial	All	Restaurant	Refrigeratior	Evaporator Fan Contro	Commercial Prescriptive & Custorr	2015	0.6379%	2034	2.552%	2034	2.552%
307	NWS	Commercial	All	Hospital	Refrigeratior	Strip Curtain for Walk-in Coolers and Freezers	Commercial Prescriptive & Custorr	2015	0.7500%	2034	3.000%	2034	3.000%
308	NWS	Commercial	All	Hospital	Refrigeratior	Strip Curtain for Walk-in Coolers and Freezers	*N/A	*N/A	*N/A	*N/A	*N/A	*N/A	*N/A
309	NWS	Commercial	All	K12 Education	Refrigeratior	Strip Curtain for Walk-in Coolers and Freezers	Commercial Prescriptive & Custorr	2015	0.7500%	2034	3.000%	2034	3.000%
310	NWS	Commercial	All	K12 Education	Refrigeratior	Strip Curtain for Walk-in Coolers and Freezers	*N/A	*N/A	*N/A	*N/A	*N/A	*N/A	*N/A
311	NWS	Commercial	All	Education with Summer Sessions	Refrigeratior	Strip Curtain for Walk-in Coolers and Freezers	Commercial Prescriptive & Custorr	2015	0.7500%	2034	3.000%	2034	3.000%
312	NWS	Commercial	All	Education with Summer Sessions	Refrigeratior	Strip Curtain for Walk-in Coolers and Freezers	*N/A	*N/A	*N/A	*N/A	*N/A	*N/A	*N/A
313	NWS	Commercial	All	Lodging	Refrigeratior	Strip Curtain for Walk-in Coolers and Freezers	Commercial Prescriptive & Custorr	2015	0.7500%	2034	3.000%	2034	3.000%
314	NWS	Commercial	All	Lodging	Refrigeratior	Strip Curtain for Walk-in Coolers and Freezers	*N/A	*N/A	*N/A	*N/A	*N/A	*N/A	*N/A
315	NWS	Commercial	All	Food Sales	Refrigeratior	Strip Curtain for Walk-in Coolers and Freezers	Commercial Prescriptive & Custorr	2015	0.7500%	2034	3.000%	2034	3.000%
316	NWS	Commercial	All	Food Sales	Refrigeratior	Strip Curtain for Walk-in Coolers and Freezers	*N/A	*N/A	*N/A	*N/A	*N/A	*N/A	*N/A
317	NWS	Commercial	All	Restaurant	Refrigeratior	Strip Curtain for Walk-in Coolers and Freezers	Commercial Prescriptive & Custorr	2015	0.7500%	2034	3.000%	2034	3.000%
318	NWS	Commercial	All	Restaurant	Refrigeratior	Strip Curtain for Walk-in Coolers and Freezers	*N/A	*N/A	*N/A	*N/A	*N/A	*N/A	*N/A
319	NWS	Commercial	All	Hospital	Food Services Equipmen	ENERGY STAR Dishwasher	Commercial Prescriptive & Custorr	2015	0.7500%	2034	3.000%	2034	3.000%
320	NWS	Commercial	All	Hospital	Food Services Equipmen	ENERGY STAR Dishwasher	*N/A	*N/A	*N/A	*N/A	*N/A	*N/A	*N/A
321	NWS	Commercial	All	Hospital	Food Services Equipmen	ENERGY STAR Dishwasher	*N/A	*N/A	*N/A	*N/A	*N/A	*N/A	*N/A
322	NWS	Commercial	All	Hospital	Food Services Equipmen	ENERGY STAR Dishwasher	Commercial Prescriptive & Custorr	2015	0.7500%	2034	3.000%	2034	3.000%
323	NWS	Commercial	All	Hospital	Food Services Equipmen	ENERGY STAR Dishwasher	Commercial Prescriptive & Custorr	2015	0.7500%	2034	3.000%	2034	3.000%
324	NWS	Commercial	All	Hospital	Food Services Equipmen	ENERGY STAR Dishwasher	Commercial Prescriptive & Custorr	2015	0.7500%	2034	3.000%	2034	3.000%
325	NWS	Commercial	All	Hospital	Food Services Equipmen	ENERGY STAR Dishwasher	Commercial Prescriptive & Custorr	2015	0.6597%	2034	2.639%	2034	2.639%
326	NWS	Commercial	All	Hospital	Food Services Equipmen	ENERGY STAR Dishwasher	Commercial Prescriptive & Custorr	2015	0.7500%	2034	3.000%	2034	3.000%
327	NWS	Commercial	All	Hospital	Food Services Equipmen	ENERGY STAR Dishwasher	Commercial Prescriptive & Custorr	2015	0.6379%	2034	2.552%	2034	2.552%
328	NWS	Commercial	All	Hospital	Food Services Equipmen	ENERGY STAR Dishwasher	Commercial Prescriptive & Custorr	2015	0.7500%	2034	3.000%	2034	3.000%
329	NWS	Commercial	All	Hospital	Food Services Equipmen	ENERGY STAR Dishwasher	*N/A	*N/A	*N/A	*N/A	*N/A	*N/A	*N/A
330	NWS	Commercial	All	Hospital	Food Services Equipmen	ENERGY STAR Dishwasher	*N/A	*N/A	*N/A	*N/A	*N/A	*N/A	*N/A
331	NWS	Commercial	All	Hospital	Food Services Equipmen	ENERGY STAR Dishwasher	Commercial Prescriptive & Custorr	2015	0.7500%	2034	3.000%	2034	3.000%
332	NWS	Commercial	All	Hospital	Food Services Equipmen	ENERGY STAR Dishwasher	Commercial Prescriptive & Custorr	2015	0.7500%	2034	3.000%	2034	3.000%
333	NWS	Commercial	All	Hospital	Food Services Equipmen	ENERGY STAR Dishwasher	Commercial Prescriptive & Custorr	2015	0.7500%	2034	3.000%	2034	3.000%
334	NWS	Commercial	All	Hospital	Food Services Equipmen	ENERGY STAR Dishwasher	Commercial Prescriptive & Custorr	2015	0.6379%	2034	2.552%	2034	2.552%
335	NWS	Commercial	All	Hospital	Food Services Equipmen	ENERGY STAR Dishwasher	Commercial Prescriptive & Custorr	2015	0.7500%	2034	3.000%	2034	3.000%
336	NWS	Commercial	All	Hospital	Food Services Equipmen	ENERGY STAR Dishwasher	*N/A	*N/A	*N/A	*N/A	*N/A	*N/A	*N/A
337	NWS	Commercial	All	K12 Education	Food Services Equipmen	ENERGY STAR Dishwasher	Commercial Prescriptive & Custorr	2015	0.7500%	2034	3.000%	2034	3.000%
338	NWS	Commercial	All	K12 Education	Food Services Equipmen	ENERGY STAR Dishwasher	*N/A	*N/A	*N/A	*N/A	*N/A	*N/A	*N/A
339	NWS	Commercial	All	K12 Education	Food Services Equipmen	ENERGY STAR Dishwasher	*N/A	*N/A	*N/A	*N/A	*N/A	*N/A	*N/A
340	NWS	Commercial	All	K12 Education	Food Services Equipmen	ENERGY STAR Dishwasher	Commercial Prescriptive & Custorr	2015	0.7500%	2034	3.000%	2034	3.000%
341	NWS	Commercial	All	K12 Education	Food Services Equipmen	ENERGY STAR Dishwasher	Commercial Prescriptive & Custorr	2015	0.7500%	2034	3.000%	2034	3.000%
342	NWS	Commercial	All	K12 Education	Food Services Equipmen	ENERGY STAR Dishwasher	Commercial Prescriptive & Custorr	2015	0.7500%	2034	3.000%	2034	3.000%
343	NWS	Commercial	All	K12 Education	Food Services Equipmen	ENERGY STAR Dishwasher	Commercial Prescriptive & Custorr	2015	0.6597%	2034	2.639%	2034	2.639%
344	NWS	Commercial	All	K12 Education	Food Services Equipmen	ENERGY STAR Dishwasher	Commercial Prescriptive & Custorr	2015	0.7500%	2034	3.000%	2034	3.000%
345	NWS	Commercial	All	K12 Education	Food Services Equipmen	ENERGY STAR Dishwasher	Commercial Prescriptive & Custorr	2015	0.6379%	2034	2.552%	2034	2.552%
346	NWS	Commercial	All	K12 Education	Food Services Equipmen	ENERGY STAR Dishwasher	Commercial Prescriptive & Custorr	2015	0.7500%	2034	3.000%	2034	3.000%
347	NWS	Commercial	All	K12 Education	Food Services Equipmen	ENERGY STAR Dishwasher	*N/A	*N/A	*N/A	*N/A	*N/A	*N/A	*N/A
348	NWS	Commercial	All	K12 Education	Food Services Equipmen	ENERGY STAR Dishwasher	*N/A	*N/A	*N/A	*N/A	*N/A	*N/A	*N/A
349	NWS	Commercial	All	K12 Education	Food Services Equipmen	ENERGY STAR Dishwasher	Commercial Prescriptive & Custorr	2015	0.7500%	2034	3.000%	2034	3.000%
350	NWS	Commercial	All	K12 Education	Food Services Equipmen	ENERGY STAR Dishwasher	Commercial Prescriptive & Custorr	2015	0.7500%	2034	3.000%	2034	3.000%
351	NWS	Commercial	All	K12 Education	Food Services Equipmen	ENERGY STAR Dishwasher	Commercial Prescriptive & Custorr	2015	0.7500%	2034	3.000%	2034	3.000%
352	NWS	Commercial	All	K12 Education	Food Services Equipmen	ENERGY STAR Dishwasher	Commercial Prescriptive & Custorr	2015	0.6379%	2034	2.552%	2034	2.552%
353	NWS	Commercial	All	K12 Education	Food Services Equipmen	ENERGY STAR Dishwasher	Commercial Prescriptive & Custorr	2015	0.7500%	2034	3.000%	2034	3.000%
354	NWS	Commercial	All	K12 Education	Food Services Equipmen	ENERGY STAR Dishwasher	*N/A	*N/A	*N/A	*N/A	*N/A	*N/A	*N/A
355	NWS	Commercial	All	Education with Summer Sessions	Food Services Equipmen	ENERGY STAR Dishwasher	Commercial Prescriptive & Custorr	2015	0.7500%	2034	3.000%	2034	3.000%
356	NWS	Commercial	All	Education with Summer Sessions	Food Services Equipmen	ENERGY STAR Dishwasher	*N/A	*N/A	*N/A	*N/A	*N/A	*N/A	*N/A
357	NWS	Commercial	All	Education with Summer Sessions	Food Services Equipmen	ENERGY STAR Dishwasher	*N/A	*N/A	*N/A	*N/A	*N/A	*N/A	*N/A
358	NWS	Commercial	All	Education with Summer Sessions	Food Services Equipmen	ENERGY STAR Dishwasher	Commercial Prescriptive & Custorr	2015	0.7500%	2034	3.000%	2034	3.000%
359	NWS	Commercial	All	Education with Summer Sessions	Food Services Equipmen	ENERGY STAR Dishwasher	Commercial Prescriptive & Custorr	2015	0.7500%	2034	3.000%	2034	3.000%
360	NWS	Commercial	All	Education with Summer Sessions	Food Services Equipmen	ENERGY STAR Dishwasher	Commercial Prescriptive & Custorr	2015	0.7500%	2034	3.000%	2034	3.000%

*N/A: Measure did not pass measure level screening and therefore was not included in a program.

MEASURE DESCRIPTION							PROGRAM	PARTICIPATION HIGH CASE					
Measure ID	Weather Sensitive	Sector	Sub-Sector	Building Type	End Use	Measure Name	Program	First Year of Participation (So Year)	First Year Participation Rate (So)	Year of Maximum Annual Participation (Smax)	Maximum Annual Participation Rate (Smax)	Final Year of Participation (Fo Year)	Final Year Participation Rate (Fo)
361	NWS	Commercial	All	Education with Summer Sessions	Food Services Equipmen	ENERGY STAR Dishwasher	Commercial Prescriptive & Custom	2015	0.6597%	2034	2.639%	2034	2.639%
362	NWS	Commercial	All	Education with Summer Sessions	Food Services Equipmen	ENERGY STAR Dishwasher	Commercial Prescriptive & Custom	2015	0.7500%	2034	3.000%	2034	3.000%
363	NWS	Commercial	All	Education with Summer Sessions	Food Services Equipmen	ENERGY STAR Dishwasher	Commercial Prescriptive & Custom	2015	0.6379%	2034	2.552%	2034	2.552%
364	NWS	Commercial	All	Education with Summer Sessions	Food Services Equipmen	ENERGY STAR Dishwasher	Commercial Prescriptive & Custom	2015	0.7500%	2034	3.000%	2034	3.000%
365	NWS	Commercial	All	Education with Summer Sessions	Food Services Equipmen	ENERGY STAR Dishwasher	*N/A	*N/A	*N/A	*N/A	*N/A	*N/A	*N/A
366	NWS	Commercial	All	Education with Summer Sessions	Food Services Equipmen	ENERGY STAR Dishwasher	*N/A	*N/A	*N/A	*N/A	*N/A	*N/A	*N/A
367	NWS	Commercial	All	Education with Summer Sessions	Food Services Equipmen	ENERGY STAR Dishwasher	Commercial Prescriptive & Custom	2015	0.7500%	2034	3.000%	2034	3.000%
368	NWS	Commercial	All	Education with Summer Sessions	Food Services Equipmen	ENERGY STAR Dishwasher	Commercial Prescriptive & Custom	2015	0.7500%	2034	3.000%	2034	3.000%
369	NWS	Commercial	All	Education with Summer Sessions	Food Services Equipmen	ENERGY STAR Dishwasher	Commercial Prescriptive & Custom	2015	0.7500%	2034	3.000%	2034	3.000%
370	NWS	Commercial	All	Education with Summer Sessions	Food Services Equipmen	ENERGY STAR Dishwasher	Commercial Prescriptive & Custom	2015	0.6379%	2034	2.552%	2034	2.552%
371	NWS	Commercial	All	Education with Summer Sessions	Food Services Equipmen	ENERGY STAR Dishwasher	Commercial Prescriptive & Custom	2015	0.7500%	2034	3.000%	2034	3.000%
372	NWS	Commercial	All	Education with Summer Sessions	Food Services Equipmen	ENERGY STAR Dishwasher	*N/A	*N/A	*N/A	*N/A	*N/A	*N/A	*N/A
373	NWS	Commercial	All	Lodging	Food Services Equipmen	ENERGY STAR Dishwasher	Commercial Prescriptive & Custom	2015	0.7500%	2034	3.000%	2034	3.000%
374	NWS	Commercial	All	Lodging	Food Services Equipmen	ENERGY STAR Dishwasher	*N/A	*N/A	*N/A	*N/A	*N/A	*N/A	*N/A
375	NWS	Commercial	All	Lodging	Food Services Equipmen	ENERGY STAR Dishwasher	*N/A	*N/A	*N/A	*N/A	*N/A	*N/A	*N/A
376	NWS	Commercial	All	Lodging	Food Services Equipmen	ENERGY STAR Dishwasher	Commercial Prescriptive & Custom	2015	0.7500%	2034	3.000%	2034	3.000%
377	NWS	Commercial	All	Lodging	Food Services Equipmen	ENERGY STAR Dishwasher	Commercial Prescriptive & Custom	2015	0.7500%	2034	3.000%	2034	3.000%
378	NWS	Commercial	All	Lodging	Food Services Equipmen	ENERGY STAR Dishwasher	Commercial Prescriptive & Custom	2015	0.7500%	2034	3.000%	2034	3.000%
379	NWS	Commercial	All	Lodging	Food Services Equipmen	ENERGY STAR Dishwasher	Commercial Prescriptive & Custom	2015	0.6597%	2034	2.639%	2034	2.639%
380	NWS	Commercial	All	Lodging	Food Services Equipmen	ENERGY STAR Dishwasher	Commercial Prescriptive & Custom	2015	0.7500%	2034	3.000%	2034	3.000%
381	NWS	Commercial	All	Lodging	Food Services Equipmen	ENERGY STAR Dishwasher	Commercial Prescriptive & Custom	2015	0.6379%	2034	2.552%	2034	2.552%
382	NWS	Commercial	All	Lodging	Food Services Equipmen	ENERGY STAR Dishwasher	Commercial Prescriptive & Custom	2015	0.7500%	2034	3.000%	2034	3.000%
383	NWS	Commercial	All	Lodging	Food Services Equipmen	ENERGY STAR Dishwasher	*N/A	*N/A	*N/A	*N/A	*N/A	*N/A	*N/A
384	NWS	Commercial	All	Lodging	Food Services Equipmen	ENERGY STAR Dishwasher	*N/A	*N/A	*N/A	*N/A	*N/A	*N/A	*N/A
385	NWS	Commercial	All	Lodging	Food Services Equipmen	ENERGY STAR Dishwasher	Commercial Prescriptive & Custom	2015	0.7500%	2034	3.000%	2034	3.000%
386	NWS	Commercial	All	Lodging	Food Services Equipmen	ENERGY STAR Dishwasher	Commercial Prescriptive & Custom	2015	0.7500%	2034	3.000%	2034	3.000%
387	NWS	Commercial	All	Lodging	Food Services Equipmen	ENERGY STAR Dishwasher	Commercial Prescriptive & Custom	2015	0.7500%	2034	3.000%	2034	3.000%
388	NWS	Commercial	All	Lodging	Food Services Equipmen	ENERGY STAR Dishwasher	Commercial Prescriptive & Custom	2015	0.6379%	2034	2.552%	2034	2.552%
389	NWS	Commercial	All	Lodging	Food Services Equipmen	ENERGY STAR Dishwasher	Commercial Prescriptive & Custom	2015	0.7500%	2034	3.000%	2034	3.000%
390	NWS	Commercial	All	Lodging	Food Services Equipmen	ENERGY STAR Dishwasher	*N/A	*N/A	*N/A	*N/A	*N/A	*N/A	*N/A
391	NWS	Commercial	All	Restaurant	Food Services Equipmen	ENERGY STAR Dishwasher	Commercial Prescriptive & Custom	2015	0.7500%	2034	3.000%	2034	3.000%
392	NWS	Commercial	All	Restaurant	Food Services Equipmen	ENERGY STAR Dishwasher	*N/A	*N/A	*N/A	*N/A	*N/A	*N/A	*N/A
393	NWS	Commercial	All	Restaurant	Food Services Equipmen	ENERGY STAR Dishwasher	*N/A	*N/A	*N/A	*N/A	*N/A	*N/A	*N/A
394	NWS	Commercial	All	Restaurant	Food Services Equipmen	ENERGY STAR Dishwasher	Commercial Prescriptive & Custom	2015	0.7500%	2034	3.000%	2034	3.000%
395	NWS	Commercial	All	Restaurant	Food Services Equipmen	ENERGY STAR Dishwasher	Commercial Prescriptive & Custom	2015	0.7500%	2034	3.000%	2034	3.000%
396	NWS	Commercial	All	Restaurant	Food Services Equipmen	ENERGY STAR Dishwasher	Commercial Prescriptive & Custom	2015	0.7500%	2034	3.000%	2034	3.000%
397	NWS	Commercial	All	Restaurant	Food Services Equipmen	ENERGY STAR Dishwasher	Commercial Prescriptive & Custom	2015	0.6597%	2034	2.639%	2034	2.639%
398	NWS	Commercial	All	Restaurant	Food Services Equipmen	ENERGY STAR Dishwasher	Commercial Prescriptive & Custom	2015	0.7500%	2034	3.000%	2034	3.000%
399	NWS	Commercial	All	Restaurant	Food Services Equipmen	ENERGY STAR Dishwasher	Commercial Prescriptive & Custom	2015	0.6379%	2034	2.552%	2034	2.552%
400	NWS	Commercial	All	Restaurant	Food Services Equipmen	ENERGY STAR Dishwasher	Commercial Prescriptive & Custom	2015	0.7500%	2034	3.000%	2034	3.000%
401	NWS	Commercial	All	Restaurant	Food Services Equipmen	ENERGY STAR Dishwasher	*N/A	*N/A	*N/A	*N/A	*N/A	*N/A	*N/A
402	NWS	Commercial	All	Restaurant	Food Services Equipmen	ENERGY STAR Dishwasher	*N/A	*N/A	*N/A	*N/A	*N/A	*N/A	*N/A
403	NWS	Commercial	All	Restaurant	Food Services Equipmen	ENERGY STAR Dishwasher	Commercial Prescriptive & Custom	2015	0.7500%	2034	3.000%	2034	3.000%
404	NWS	Commercial	All	Restaurant	Food Services Equipmen	ENERGY STAR Dishwasher	Commercial Prescriptive & Custom	2015	0.7500%	2034	3.000%	2034	3.000%
405	NWS	Commercial	All	Restaurant	Food Services Equipmen	ENERGY STAR Dishwasher	Commercial Prescriptive & Custom	2015	0.7500%	2034	3.000%	2034	3.000%
406	NWS	Commercial	All	Restaurant	Food Services Equipmen	ENERGY STAR Dishwasher	Commercial Prescriptive & Custom	2015	0.6379%	2034	2.552%	2034	2.552%
407	NWS	Commercial	All	Restaurant	Food Services Equipmen	ENERGY STAR Dishwasher	Commercial Prescriptive & Custom	2015	0.7500%	2034	3.000%	2034	3.000%
408	NWS	Commercial	All	Restaurant	Food Services Equipmen	ENERGY STAR Dishwasher	*N/A	*N/A	*N/A	*N/A	*N/A	*N/A	*N/A
409	NWS	Commercial	All	Hospital	Food Services Equipmen	ENERGY STAR Fryer	Commercial Prescriptive & Custom	2015	0.7041%	2034	2.816%	2034	2.816%
410	NWS	Commercial	All	Hospital	Food Services Equipmen	ENERGY STAR Fryer	*N/A	*N/A	*N/A	*N/A	*N/A	*N/A	*N/A
411	NWS	Commercial	All	K12 Education	Food Services Equipmen	ENERGY STAR Fryer	Commercial Prescriptive & Custom	2015	0.7041%	2034	2.816%	2034	2.816%
412	NWS	Commercial	All	K12 Education	Food Services Equipmen	ENERGY STAR Fryer	*N/A	*N/A	*N/A	*N/A	*N/A	*N/A	*N/A
413	NWS	Commercial	All	Education with Summer Sessions	Food Services Equipmen	ENERGY STAR Fryer	Commercial Prescriptive & Custom	2015	0.7041%	2034	2.816%	2034	2.816%
414	NWS	Commercial	All	Education with Summer Sessions	Food Services Equipmen	ENERGY STAR Fryer	*N/A	*N/A	*N/A	*N/A	*N/A	*N/A	*N/A
415	NWS	Commercial	All	Lodging	Food Services Equipmen	ENERGY STAR Fryer	Commercial Prescriptive & Custom	2015	0.7041%	2034	2.816%	2034	2.816%
416	NWS	Commercial	All	Lodging	Food Services Equipmen	ENERGY STAR Fryer	*N/A	*N/A	*N/A	*N/A	*N/A	*N/A	*N/A
417	NWS	Commercial	All	Restaurant	Food Services Equipmen	ENERGY STAR Fryer	Commercial Prescriptive & Custom	2015	0.7041%	2034	2.816%	2034	2.816%
418	NWS	Commercial	All	Restaurant	Food Services Equipmen	ENERGY STAR Fryer	*N/A	*N/A	*N/A	*N/A	*N/A	*N/A	*N/A
419	NWS	Commercial	All	Hospital	Food Services Equipmen	ENERGY STAR Griddle	*N/A	*N/A	*N/A	*N/A	*N/A	*N/A	*N/A
420	NWS	Commercial	All	K12 Education	Food Services Equipmen	ENERGY STAR Griddle	*N/A	*N/A	*N/A	*N/A	*N/A	*N/A	*N/A

*N/A: Measure did not pass measure level screening and therefore was not included in a program.

MEASURE DESCRIPTION							PROGRAM	PARTICIPATION HIGH CASE					
Measure ID	Weather Sensitive	Sector	Sub-Sector	Building Type	End Use	Measure Name	Program	First Year of Participation (So Year)	First Year Participation Rate (So)	Year of Maximum Annual Participation (Smax)	Maximum Annual Participation Rate (Smax)	Final Year of Participation (Fo Year)	Final Year Participation Rate (Fo)
421	NWS	Commercial	All	Education with Summer Sessions	Food Services Equipmen	ENERGY STAR Griddle	*N/A	*N/A	*N/A	*N/A	*N/A	*N/A	*N/A
422	NWS	Commercial	All	Lodging	Food Services Equipmen	ENERGY STAR Griddle	*N/A	*N/A	*N/A	*N/A	*N/A	*N/A	*N/A
423	NWS	Commercial	All	Restaurant	Food Services Equipmen	ENERGY STAR Griddle	*N/A	*N/A	*N/A	*N/A	*N/A	*N/A	*N/A
424	NWS	Commercial	All	Hospital	Food Services Equipmen	ENERGY STAR Hot Food Holding Cabinet	*N/A	*N/A	*N/A	*N/A	*N/A	*N/A	*N/A
425	NWS	Commercial	All	K12 Education	Food Services Equipmen	ENERGY STAR Hot Food Holding Cabinet	*N/A	*N/A	*N/A	*N/A	*N/A	*N/A	*N/A
426	NWS	Commercial	All	Education with Summer Sessions	Food Services Equipmen	ENERGY STAR Hot Food Holding Cabinet	*N/A	*N/A	*N/A	*N/A	*N/A	*N/A	*N/A
427	NWS	Commercial	All	Lodging	Food Services Equipmen	ENERGY STAR Hot Food Holding Cabinet	*N/A	*N/A	*N/A	*N/A	*N/A	*N/A	*N/A
428	NWS	Commercial	All	Restaurant	Food Services Equipmen	ENERGY STAR Hot Food Holding Cabinet	*N/A	*N/A	*N/A	*N/A	*N/A	*N/A	*N/A
429	NWS	Commercial	All	Hospital	Food Services Equipmen	ENERGY STAR Electric Convection Ovens	*N/A	*N/A	*N/A	*N/A	*N/A	*N/A	*N/A
430	NWS	Commercial	All	Hospital	Food Services Equipmen	ENERGY STAR Electric Convection Ovens	*N/A	*N/A	*N/A	*N/A	*N/A	*N/A	*N/A
431	NWS	Commercial	All	K12 Education	Food Services Equipmen	ENERGY STAR Electric Convection Ovens	*N/A	*N/A	*N/A	*N/A	*N/A	*N/A	*N/A
432	NWS	Commercial	All	K12 Education	Food Services Equipmen	ENERGY STAR Electric Convection Ovens	*N/A	*N/A	*N/A	*N/A	*N/A	*N/A	*N/A
433	NWS	Commercial	All	Education with Summer Sessions	Food Services Equipmen	ENERGY STAR Electric Convection Ovens	*N/A	*N/A	*N/A	*N/A	*N/A	*N/A	*N/A
434	NWS	Commercial	All	Education with Summer Sessions	Food Services Equipmen	ENERGY STAR Electric Convection Ovens	*N/A	*N/A	*N/A	*N/A	*N/A	*N/A	*N/A
435	NWS	Commercial	All	Lodging	Food Services Equipmen	ENERGY STAR Electric Convection Ovens	*N/A	*N/A	*N/A	*N/A	*N/A	*N/A	*N/A
436	NWS	Commercial	All	Lodging	Food Services Equipmen	ENERGY STAR Electric Convection Ovens	*N/A	*N/A	*N/A	*N/A	*N/A	*N/A	*N/A
437	NWS	Commercial	All	Restaurant	Food Services Equipmen	ENERGY STAR Electric Convection Ovens	*N/A	*N/A	*N/A	*N/A	*N/A	*N/A	*N/A
438	NWS	Commercial	All	Restaurant	Food Services Equipmen	ENERGY STAR Electric Convection Ovens	*N/A	*N/A	*N/A	*N/A	*N/A	*N/A	*N/A
439	NWS	Commercial	All	K12 Education	Food Services Equipmen	ENERGY STAR Steam Cooker	Commercial Prescriptive & Custom	2015	0.6379%	2034	2.552%	2034	2.552%
440	NWS	Commercial	All	Education with Summer Sessions	Food Services Equipmen	ENERGY STAR Steam Cooker	Commercial Prescriptive & Custom	2015	0.6379%	2034	2.552%	2034	2.552%
441	NWS	Commercial	All	Lodging	Food Services Equipmen	ENERGY STAR Steam Cooker	Commercial Prescriptive & Custom	2015	0.6379%	2034	2.552%	2034	2.552%
442	NWS	Commercial	All	Restaurant	Food Services Equipmen	ENERGY STAR Steam Cooker	Commercial Prescriptive & Custom	2015	0.6379%	2034	2.552%	2034	2.552%
443	NWS	Commercial	All	Hospital	Food Services Equipmen	EPA WaterSense Pre-Rinse Spray Valve	*N/A	*N/A	*N/A	*N/A	*N/A	*N/A	*N/A
444	NWS	Commercial	All	Education with Summer Sessions	Food Services Equipmen	EPA WaterSense Pre-Rinse Spray Valve	*N/A	*N/A	*N/A	*N/A	*N/A	*N/A	*N/A
445	NWS	Commercial	All	Lodging	Food Services Equipmen	EPA WaterSense Pre-Rinse Spray Valve	*N/A	*N/A	*N/A	*N/A	*N/A	*N/A	*N/A
446	NWS	Commercial	All	Restaurant	Food Services Equipmen	EPA WaterSense Pre-Rinse Spray Valve	*N/A	*N/A	*N/A	*N/A	*N/A	*N/A	*N/A
447	NWS	Commercial	All	Hospital	Service Hot Water	Electric Storage Water Heater	*N/A	*N/A	*N/A	*N/A	*N/A	*N/A	*N/A
448	NWS	Commercial	All	Hospital	Service Hot Water	Electric Storage Water Heater	*N/A	*N/A	*N/A	*N/A	*N/A	*N/A	*N/A
449	NWS	Commercial	All	K12 Education	Service Hot Water	Electric Storage Water Heater	*N/A	*N/A	*N/A	*N/A	*N/A	*N/A	*N/A
450	NWS	Commercial	All	K12 Education	Service Hot Water	Electric Storage Water Heater	*N/A	*N/A	*N/A	*N/A	*N/A	*N/A	*N/A
451	NWS	Commercial	All	K12 Education	Service Hot Water	Electric Storage Water Heater	*N/A	*N/A	*N/A	*N/A	*N/A	*N/A	*N/A
452	NWS	Commercial	All	Education with Summer Sessions	Service Hot Water	Electric Storage Water Heater	*N/A	*N/A	*N/A	*N/A	*N/A	*N/A	*N/A
453	NWS	Commercial	All	Education with Summer Sessions	Service Hot Water	Electric Storage Water Heater	*N/A	*N/A	*N/A	*N/A	*N/A	*N/A	*N/A
454	NWS	Commercial	All	Education with Summer Sessions	Service Hot Water	Electric Storage Water Heater	*N/A	*N/A	*N/A	*N/A	*N/A	*N/A	*N/A
455	NWS	Commercial	All	Lodging	Service Hot Water	Electric Storage Water Heater	*N/A	*N/A	*N/A	*N/A	*N/A	*N/A	*N/A
456	NWS	Commercial	All	Lodging	Service Hot Water	Electric Storage Water Heater	*N/A	*N/A	*N/A	*N/A	*N/A	*N/A	*N/A
457	NWS	Commercial	All	Lodging	Service Hot Water	Electric Storage Water Heater	*N/A	*N/A	*N/A	*N/A	*N/A	*N/A	*N/A
458	NWS	Commercial	All	Restaurant	Service Hot Water	Electric Storage Water Heater	Commercial Prescriptive & Custom	2015	0.6379%	2034	2.552%	2034	2.552%
459	NWS	Commercial	All	Restaurant	Service Hot Water	Electric Storage Water Heater	Commercial Prescriptive & Custom	2015	0.6543%	2034	2.617%	2034	2.617%
460	NWS	Commercial	All	Restaurant	Service Hot Water	Electric Storage Water Heater	Commercial Prescriptive & Custom	2015	0.6379%	2034	2.552%	2034	2.552%
461	NWS	Commercial	All	Hospital	Service Hot Water	Heat Pump Storage Water Heater	*N/A	*N/A	*N/A	*N/A	*N/A	*N/A	*N/A
462	NWS	Commercial	All	K12 Education	Service Hot Water	Heat Pump Storage Water Heater	*N/A	*N/A	*N/A	*N/A	*N/A	*N/A	*N/A
463	NWS	Commercial	All	Education with Summer Sessions	Service Hot Water	Heat Pump Storage Water Heater	*N/A	*N/A	*N/A	*N/A	*N/A	*N/A	*N/A
464	NWS	Commercial	All	Lodging	Service Hot Water	Heat Pump Storage Water Heater	*N/A	*N/A	*N/A	*N/A	*N/A	*N/A	*N/A
465	NWS	Commercial	All	Restaurant	Service Hot Water	Heat Pump Storage Water Heater	*N/A	*N/A	*N/A	*N/A	*N/A	*N/A	*N/A
466	NWS	Commercial	All	Hospital	Service Hot Water	Low Flow Faucet Aerators - Electric DHW fue	*N/A	*N/A	*N/A	*N/A	*N/A	*N/A	*N/A
467	NWS	Commercial	All	K12 Education	Service Hot Water	Low Flow Faucet Aerators - Electric DHW fue	*N/A	*N/A	*N/A	*N/A	*N/A	*N/A	*N/A
468	NWS	Commercial	All	Education with Summer Sessions	Service Hot Water	Low Flow Faucet Aerators - Electric DHW fue	*N/A	*N/A	*N/A	*N/A	*N/A	*N/A	*N/A
469	NWS	Commercial	All	Lodging	Service Hot Water	Low Flow Faucet Aerators - Electric DHW fue	*N/A	*N/A	*N/A	*N/A	*N/A	*N/A	*N/A
470	NWS	Commercial	All	Restaurant	Service Hot Water	Low Flow Faucet Aerators - Electric DHW fue	Commercial Prescriptive & Custom	2015	0.7500%	2034	3.000%	2034	3.000%
471	NWS	Commercial	Small Commercia	All	Lighting	Small Business Program Audit & Direct Instal	*N/A	*N/A	*N/A	*N/A	*N/A	*N/A	*N/A
472	NWS	Commercial	Small Commercia	All	Lighting	Small Business Program Audit & Direct Instal	Small Business Solutions	2015	0.5000%	2034	2.000%	2034	2.000%
473	NWS	Commercial	Small Commercia	All	Service Hot Water	Small Business Program Audit & Direct Instal	*N/A	*N/A	*N/A	*N/A	*N/A	*N/A	*N/A
474	NWS	Commercial	Small Commercia	All	Lighting	Small Business Program Lighting Upgrade Packag	Small Business Solutions	2015	0.5000%	2034	2.000%	2034	2.000%
475	NWS	Commercial	Small Commercia	All	Refrigeration	Small Business Program Refrigeration Upgrade Packag	Small Business Solutions	2015	0.5000%	2034	2.000%	2034	2.000%
476	NWS	Commercial	All	Data Center	HVAC	Air Flow Managemen	Data Center	2015	16.6667%	2015	16.667%	2034	16.667%
477	NWS	Commercial	All	Data Center	HVAC	Air Flow Managemen	Data Center	2015	16.6667%	2015	16.667%	2034	16.667%
478	NWS	Commercial	All	Data Center	HVAC	Air Flow Managemen	Data Center	2015	16.6667%	2015	16.667%	2034	16.667%
479	NWS	Commercial	All	Data Center	HVAC	Air Flow Managemen	Data Center	2015	16.6667%	2015	16.667%	2034	16.667%
480	NWS	Commercial	All	Data Center	Miscellaneous	Load Distribution	Data Center	2015	16.6667%	2015	16.667%	2034	16.667%

*N/A: Measure did not pass measure level screening and therefore was not included in a program.

MEASURE DESCRIPTION							PROGRAM	PARTICIPATION HIGH CASE					
Measure ID	Weather Sensitive	Sector	Sub-Sector	Building Type	End Use	Measure Name	Program	First Year of Participation (So Year)	First Year Participation Rate (So)	Year of Maximum Annual Participation (Smax)	Maximum Annual Participation Rate (Smax)	Final Year of Participation (Fo Year)	Final Year Participation Rate (Fo)
481	NWS	Commercial	All	Data Center	Miscellaneous	Load Distribution	Data Center	2015	16.6667%	2015	16.667%	2034	16.667%
482	NWS	Commercial	All	Data Center	Miscellaneous	Load Distribution	Data Center	2015	16.6667%	2015	16.667%	2034	16.667%
483	NWS	Commercial	All	Data Center	Miscellaneous	Load Distribution	Data Center	2015	16.6667%	2015	16.667%	2034	16.667%
484	NWS	Commercial	All	Data Center	HVAC	Waterside Economizer	*N/A	*N/A	*N/A	*N/A	*N/A	*N/A	*N/A
485	NWS	Commercial	All	Data Center	HVAC	Waterside Economizer	*N/A	*N/A	*N/A	*N/A	*N/A	*N/A	*N/A
486	NWS	Commercial	All	Data Center	HVAC	Air Flow Managemen	Data Center	2015	16.6667%	2015	16.667%	2034	16.667%
487	NWS	Commercial	All	Data Center	HVAC	Air Flow Managemen	Data Center	2015	16.6667%	2015	16.667%	2034	16.667%
488	NWS	Commercial	All	Data Center	HVAC	Air Flow Managemen	Data Center	2015	16.6667%	2015	16.667%	2034	16.667%
489	NWS	Commercial	All	Data Center	HVAC	Air Flow Managemen	Data Center	2015	16.6667%	2015	16.667%	2034	16.667%
490	NWS	Commercial	All	Data Center	Miscellaneous	Load Distribution	Data Center	2015	16.6667%	2015	16.667%	2034	16.667%
491	NWS	Commercial	All	Data Center	Miscellaneous	Load Distribution	Data Center	2015	16.6667%	2015	16.667%	2034	16.667%
492	NWS	Commercial	All	Data Center	Miscellaneous	Load Distribution	Data Center	2015	16.6667%	2015	16.667%	2034	16.667%
493	NWS	Commercial	All	Data Center	Miscellaneous	Load Distribution	Data Center	2015	16.6667%	2015	16.667%	2034	16.667%
494	NWS	Commercial	All	Data Center	HVAC	Waterside Economizer	Data Center	2015	16.6667%	2015	16.667%	2034	16.667%
495	NWS	Commercial	All	Data Center	HVAC	Waterside Economizer	Data Center	2015	16.6667%	2015	16.667%	2034	16.667%
496	WS	Commercial	Large Commercia	All	Misc	Commercial New Constructior	Commercial New Constructior	2015	25.0000%	2017	75.000%	2017	75.000%
497	WS	Commercial	Large Commercia	All	Misc	Commercial New Constructior	Commercial New Constructior	2018	85.0000%	2018	85.000%	2034	85.000%
498	WS	Commercial	Small Commercia	All	Misc	Commercial New Constructior	Commercial New Constructior	2015	25.0000%	2017	75.000%	2017	75.000%
499	WS	Commercial	Small Commercia	All	Misc	Commercial New Constructior	Commercial New Constructior	2018	85.0000%	2018	85.000%	2034	85.000%
500	WS	Commercial	Large Commercia	All	Misc	Retrocommissioning	RetroCommissioning	2015	1.5000%	2018	7.500%	2034	3.426%
501	WS	Commercial	Large Commercia	All	Misc	Retrocommissioning	RetroCommissioning	2015	1.5000%	2018	7.500%	2034	3.426%
502	NWS	Commercial	All	All	Misc	Enabled Dynamic Pricing (Non-Res	Non-Residential Dynamic Pricing	2015	0.2500%	2017	0.750%	2034	0.750%
503	NWS	Commercial	All	All	Misc	Non-Enabled Dynamic Pricing (Non-Res	Non-Residential Dynamic Pricing	2015	0.2500%	2017	0.750%	2034	0.750%

*N/A: Measure did not pass measure level screening and therefore was not included in a program.

MEASURE DESCRIPTION					
Measure ID	**Sector**	**Sub-Sector**	**Building Type**	**End Use**	**Measure Name**
1	Industrial	Petroleum Refining	All	Motor - Other Applications	Operations and maintenance
2	Industrial	Petroleum Refining	All	Motor - Other Applications	Match Motor Size to Load
3	Industrial	Petroleum Refining	All	Motor - Other Applications	Motor Efficiency Upgrade
4	Industrial	Petroleum Refining	All	Motor - Other Applications	Variable Speed Drives
5	Industrial	Petroleum Refining	All	Pumps	Reduce Overall System Requirements
6	Industrial	Petroleum Refining	All	Pumps	Match Pump Size to Load
7	Industrial	Petroleum Refining	All	Pumps	Reduce or Control Pump Speed
8	Industrial	Petroleum Refining	All	Pumps	Improve Pump Components
9	Industrial	Petroleum Refining	All	Pumps	Operation and Maintenance
10	Industrial	Petroleum Refining	All	Compressors	Reduce Overall System Requirements
11	Industrial	Petroleum Refining	All	Compressors	Match Compressor Size to Load
12	Industrial	Petroleum Refining	All	Compressors	Compressor Control
13	Industrial	Petroleum Refining	All	Compressors	Improve Compressor Components
14	Industrial	Petroleum Refining	All	Compressors	Operation and Maintenance
15	Industrial	Petroleum Refining	All	Fans	Reduce Overall System Requirements
16	Industrial	Petroleum Refining	All	Fans	Reduce or Control Fan Speed
17	Industrial	Petroleum Refining	All	Fans	Improve Fan Components
18	Industrial	Petroleum Refining	All	Fans	Operation and Maintenance
19	Industrial	Industrial Organic Chemicals	All	Motor - Other Applications	Operations and maintenance
20	Industrial	Industrial Organic Chemicals	All	Motor - Other Applications	Match Motor Size to Load
21	Industrial	Industrial Organic Chemicals	All	Motor - Other Applications	Motor Efficiency Upgrade
22	Industrial	Industrial Organic Chemicals	All	Motor - Other Applications	Variable Speed Drives
23	Industrial	Industrial Organic Chemicals	All	Pumps	Reduce Overall System Requirements
24	Industrial	Industrial Organic Chemicals	All	Pumps	Match Pump Size to Load
25	Industrial	Industrial Organic Chemicals	All	Pumps	Reduce or Control Pump Speed
26	Industrial	Industrial Organic Chemicals	All	Pumps	Improve Pump Components
27	Industrial	Industrial Organic Chemicals	All	Pumps	Operation and Maintenance
28	Industrial	Industrial Organic Chemicals	All	Compressors	Reduce Overall System Requirements
29	Industrial	Industrial Organic Chemicals	All	Compressors	Match Compressor Size to Load
30	Industrial	Industrial Organic Chemicals	All	Compressors	Compressor Control
31	Industrial	Industrial Organic Chemicals	All	Compressors	Improve Compressor Components
32	Industrial	Industrial Organic Chemicals	All	Compressors	Operation and Maintenance
33	Industrial	Industrial Organic Chemicals	All	Fans	Reduce Overall System Requirements
34	Industrial	Industrial Organic Chemicals	All	Fans	Reduce or Control Fan Speed
35	Industrial	Industrial Organic Chemicals	All	Fans	Improve Fan Components
36	Industrial	Industrial Organic Chemicals	All	Fans	Operation and Maintenance
37	Industrial	Plastics & Polymers	All	Machine Drive	Energy monitoring and process controls (sub-metering , monitoring and control systems)
38	Industrial	Plastics & Polymers	All	Motor - Other Applications	Premium Efficiency Control with ASDs
39	Industrial	Plastics & Polymers	All	Motor - Other Applications	Motor Efficiency Upgrade
40	Industrial	Plastics & Polymers	All	Motor - Other Applications	Match Motor Size to Load
41	Industrial	Plastics & Polymers	All	Motor - Other Applications	Preventative Motor Maintenance
42	Industrial	Plastics & Polymers	All	Pumps	Impeller Trimming (Pump)
43	Industrial	Plastics & Polymers	All	Pumps	Optimization of Pumping System
44	Industrial	Plastics & Polymers	All	Pumps	Premium Efficiency Control with ASDs (Pumps)
45	Industrial	Plastics & Polymers	All	Pumps	Preventative Pump Maintenance
46	Industrial	Plastics & Polymers	All	Compressors	Premium Efficiency Control with ASD (Compressor)
47	Industrial	Plastics & Polymers	All	Compressors	Optimized Distribution System
48	Industrial	Plastics & Polymers	All	Compressors	Minimize Operating Air Pressure
49	Industrial	Plastics & Polymers	All	Compressors	Match Compressor Size to Load
50	Industrial	Plastics & Polymers	All	Compressors	VSD on Chiller Compressor
51	Industrial	Plastics & Polymers	All	Fans	Impeller Trimming or Inlet Guide Vanes
52	Industrial	Plastics & Polymers	All	Fans	Premium Efficiency Control with ASD (Fans)
53	Industrial	Plastics & Polymers	All	Fans	Synchronous Belts (Fans)
54	Industrial	Plastics & Polymers	All	Fans	Preventative Fan Maintenance
55	Industrial	Plastics & Polymers	All	HVAC	Optimized Duct Design to Improve Efficiency
56	Industrial	Plastics & Polymers	All	PH	Advanced Water Heater Controls
57	Industrial	Plastics & Polymers	All	PH	Process Heat Recovery to Preheat Makeup Water
58	Industrial	Plastics & Polymers	All	PH	Air Curtains (Oven)
59	Industrial	Plastics & Polymers	All	PH	Insulation (Oven)
60	Industrial	Plastics & Polymers	All	PH	Preventative Oven Maintenance

MEASURE DESCRIPTION					
Measure ID	**Sector**	**Sub-Sector**	**Building Type**	**End Use**	**Measure Name**
61	Industrial	Plastics & Polymers	All	PH	Air Curtains (Dryer)
62	Industrial	Plastics & Polymers	All	PH	Insulation (Dryer)
63	Industrial	Plastics & Polymers	All	PH	Preventative Dryer Maintenance
64	Industrial	Plastics & Polymers	All	PH	Optimized Distribution System
65	Industrial	Plastics & Polymers	All	PCR	High Efficiency Chiller
66	Industrial	Plastics & Polymers	All	PCR	Floating head pressure controls
67	Industrial	Plastics & Polymers	All	PCR	Premium Efficiency Refrigeration Control System
68	Industrial	Plastics & Polymers	All	PCR	Smart Defrost Controls
69	Industrial	Plastics & Polymers	All	PCR	Doors, Covers and Curtains
70	Industrial	Plastics & Polymers	All	PCR	Optimized chilled water temperature and/or optimized condenser temperature
71	Industrial	Plastics & Polymers	All	PCR	Preventative Refrigeration/cooling System Maintenance
72	Industrial	Plastics & Polymers	All	PCR	Optimized condenser pressure
73	Industrial	Plastics & Polymers	All	PCR	Free cooling
74	Industrial	Plastics & Polymers	All	PCR	Improve Insulation of Refrigeration System
75	Industrial	Plastics & Polymers	All	ONPU	HE Dry-Type Transformers
76	Industrial	Small Industrial	All	Machine Drive	Sub-Metering and Interval Metering
77	Industrial	Small Industrial	All	Machine Drive	Integrated control system
78	Industrial	Small Industrial	All	OPU	HE Dry-Type Transformers
79	Industrial	Small Industrial	All	PH	Advanced water heater controls
80	Industrial	Small Industrial	All	PH	Process Heat Recovery to Preheat Makeup Water
81	Industrial	Small Industrial	All	PH	Air Curtains (Oven)
82	Industrial	Small Industrial	All	PH	Insulation (Oven)
83	Industrial	Small Industrial	All	PH	Preventative Oven Maintenance
84	Industrial	Small Industrial	All	PH	Air Curtains (Dryer)
85	Industrial	Small Industrial	All	PH	Insulation (Dryer)
86	Industrial	Small Industrial	All	PH	Preventative Dryer Maintenance
87	Industrial	Small Industrial	All	PH	Preventative Furnace Maintenance
88	Industrial	Small Industrial	All	PH	Insulation (Furnace)
89	Industrial	Small Industrial	All	PH	Preventative Kiln Maintenance
90	Industrial	Small Industrial	All	PH	Insulation (Kiln)
91	Industrial	Small Industrial	All	PCR	High Efficiency Chiller
92	Industrial	Small Industrial	All	PCR	Optimized Distribution System
93	Industrial	Small Industrial	All	PCR	Floating head pressure controls
94	Industrial	Small Industrial	All	PCR	Premium efficiency refrigeration control system
95	Industrial	Small Industrial	All	PCR	Smart Defrost Controls
96	Industrial	Small Industrial	All	PCR	Doors, Covers and Curtains
97	Industrial	Small Industrial	All	PCR	Optimized chilled water temperature and/or optimized condenser temperature
98	Industrial	Small Industrial	All	PCR	Preventative refrigeration/cooling system maintenance
99	Industrial	Small Industrial	All	PCR	Optimized condenser pressure
100	Industrial	Small Industrial	All	PCR	VSD on chiller compressor
101	Industrial	Small Industrial	All	PCR	Free cooling
102	Industrial	Small Industrial	All	PCR	Improve insulation of refrigeration system
103	Industrial	Small Industrial	All	Pumps	High/Premium Efficiency Motors (Pumps)
104	Industrial	Small Industrial	All	Pumps	Impeller Trimming (Pump)
105	Industrial	Small Industrial	All	Pumps	Optimization of pumping system
106	Industrial	Small Industrial	All	Pumps	Premium Efficiency Control with ASDs (Pumps)
107	Industrial	Small Industrial	All	Pumps	Preventative Pump Maintenance
108	Industrial	Small Industrial	All	Fans	High/Premium Efficiency Motors (Fans)
109	Industrial	Small Industrial	All	Fans	Impeller Trimming or Inlet Guide Vanes
110	Industrial	Small Industrial	All	HVAC	Optimized duct design to improve efficiency
111	Industrial	Small Industrial	All	Fans	Premium efficiency control, with ASD (Fans)
112	Industrial	Small Industrial	All	Fans	Synchronous Belts (Fans)
113	Industrial	Small Industrial	All	Fans	Preventative Fan Maintenance
114	Industrial	Small Industrial	All	Motor - Other Applications	Premium Efficiency Control with ASDs (Other motors)
115	Industrial	Small Industrial	All	Motor - Other Applications	High/Premium Efficiency Motors
116	Industrial	Small Industrial	All	Motor - Other Applications	Correctly sized motors
117	Industrial	Small Industrial	All	Motor - Other Applications	Optimized motor control
118	Industrial	Small Industrial	All	Motor - Other Applications	Synchronous Belts
119	Industrial	Small Industrial	All	Motor - Other Applications	Preventative Motor Maintenance
120	Industrial	Small Industrial	All	Compressors	Premium efficiency ASD compressor

MEASURE DESCRIPTION					
Measure ID	**Sector**	**Sub-Sector**	**Building Type**	**End Use**	**Measure Name**
121	Industrial	Small Industrial	All	Compressors	Optimized Distribution System
122	Industrial	Small Industrial	All	Compressors	Minimize operating air pressure
123	Industrial	Small Industrial	All	Compressors	Optimized sizing of compressor system
124	Industrial	Small Industrial	All	Compressors	Optimized sizes of air receiver tanks
125	Industrial	Small Industrial	All	Compressors	Use cooler air from outside for make up air
126	Industrial	Small Industrial	All	Compressors	Premium Efficiency Air Dryer (compressors)
127	Industrial	Small Industrial	All	Compressors	Sequencing Control
128	Industrial	Small Industrial	All	Compressors	Eliminate air leaks
129	Industrial	Small Industrial	All	Compressors	Synchronous Belts for Air Compressors
130	Industrial	Small Industrial	All	Compressors	Replace compressed air use with mechanical or electrical
131	Industrial	Small Industrial	All	Compressors	Premium efficiency ASD compressor
132	Industrial	Small Industrial	All	Compressors	Compression ratio optimization (gas compressor)
133	Industrial	Small Industrial	All	Compressors	Retrofit internal parts of existing centrifugal compressors
134	Industrial	Small Industrial	All	Compressors	Gas compressor right sizing
135	Industrial	Small Industrial	All	Compressors	Volume pocket adjustments
136	Industrial	Small Industrial	All	Compressors	Minimum cylinder clearance
137	Industrial	Small Industrial	All	Compressors	Synchronous Belts for Air or Gas Compressors
138	Industrial	Small Industrial	All	HVAC	Air Source Heat Pump for Backup Generators
139	Industrial	Small Industrial	All	ONPU	High efficiency battery charger (for forklifts)
140	Industrial	Small Industrial	All	HVAC	Free cooling
141	Industrial	Small Industrial	All	HVAC	Radiant Heaters
142	Industrial	Small Industrial	All	HVAC	High efficiency non-packaged HVAC equipment
143	Industrial	Small Industrial	All	HVAC	Seasonal Temperature Settings Adjustments
144	Industrial	Small Industrial	All	HVAC	High-efficiency rooftop AC with an EER of 13.5
145	Industrial	Small Industrial	All	HVAC	Ground Source Heat Pump
146	Industrial	Small Industrial	All	HVAC	Ventilation Heat Recovery
147	Industrial	Small Industrial	All	HVAC	Automated Temperature Control
148	Industrial	Small Industrial	All	HVAC	Reduced Temperature Settings
149	Industrial	Small Industrial	All	HVAC	Destratification Fans
150	Industrial	Small Industrial	All	HVAC	Warehouse Loading Dock Seals
151	Industrial	Small Industrial	All	HVAC	Air Curtains
152	Industrial	Small Industrial	All	HVAC	Preventative Packaged HVAC Maintenance
153	Industrial	Small Industrial	All	HVAC	Heat Recovery from Processes to Heat Ventilation Make-up Air
154	Industrial	Small Industrial	All	FL	High efficiency ballasts for lighting
155	Industrial	Small Industrial	All	FL	High Efficiency Light fixtures
156	Industrial	Small Industrial	All	FL	Efficient Lighting Design
157	Industrial	Small Industrial	All	FL	Lighting controls: on/off timer settings
158	Industrial	Small Industrial	All	FL	Lighting controls: occupancy sensors
159	Industrial	Small Industrial	All	HVAC	Ventilation Optimization
160	Industrial	Small Industrial	All	HVAC	Premium efficiency ventilation control with VSD
161	Industrial	Small Industrial	All	HVAC	Demand-Controlled Ventilation
162	Industrial	Chlor-alkali	All	OPU/ONPU	Sub-Metering and Interval Metering
163	Industrial	Chlor-alkali	All	OPU/ONPU	Integrated control system
164	Industrial	Chlor-alkali	All	OPU/ONPU	HE Dry-Type Transformers
165	Industrial	Chlor-alkali	All	OPU/ONPU	Advanced water heater controls
166	Industrial	Chlor-alkali	All	OPU/ONPU	Process Heat Recovery to Preheat Makeup Water
167	Industrial	Chlor-alkali	All	OPU/ONPU	Air Curtains (Oven)
168	Industrial	Chlor-alkali	All	OPU/ONPU	Insulation (Oven)
169	Industrial	Chlor-alkali	All	OPU/ONPU	Preventative Oven Maintenance
170	Industrial	Chlor-alkali	All	OPU/ONPU	Air Curtains (Dryer)
171	Industrial	Chlor-alkali	All	OPU/ONPU	Insulation (Dryer)
172	Industrial	Chlor-alkali	All	OPU/ONPU	Preventative Dryer Maintenance
173	Industrial	Chlor-alkali	All	OPU/ONPU	Preventative Furnace Maintenance
174	Industrial	Chlor-alkali	All	OPU/ONPU	Insulation (Furnace)
175	Industrial	Chlor-alkali	All	OPU/ONPU	Preventative Kiln Maintenance
176	Industrial	Chlor-alkali	All	OPU/ONPU	Insulation (Kiln)
177	Industrial	Chlor-alkali	All	OPU/ONPU	High Efficiency Chiller
178	Industrial	Chlor-alkali	All	OPU/ONPU	Optimized Distribution System
179	Industrial	Chlor-alkali	All	OPU/ONPU	Floating head pressure controls
180	Industrial	Chlor-alkali	All	OPU/ONPU	Premium efficiency refrigeration control system

MEASURE DESCRIPTION					
Measure ID	**Sector**	**Sub-Sector**	**Building Type**	**End Use**	**Measure Name**
181	Industrial	Chlor-alkali	All	OPU/ONPU	Smart Defrost Controls
182	Industrial	Chlor-alkali	All	OPU/ONPU	Doors, Covers and Curtains
183	Industrial	Chlor-alkali	All	OPU/ONPU	Optimized chilled water temperature and/or optimized condenser temperature
184	Industrial	Chlor-alkali	All	OPU/ONPU	Preventative refrigeration/cooling system maintenance
185	Industrial	Chlor-alkali	All	OPU/ONPU	Optimized condenser pressure
186	Industrial	Chlor-alkali	All	OPU/ONPU	VSD on chiller compressor
187	Industrial	Chlor-alkali	All	OPU/ONPU	Free cooling
188	Industrial	Chlor-alkali	All	OPU/ONPU	Improve insulation of refrigeration system
189	Industrial	Chlor-alkali	All	OPU/ONPU	High/Premium Efficiency Motors (Pumps)
190	Industrial	Chlor-alkali	All	OPU/ONPU	Impeller Trimming (Pump)
191	Industrial	Chlor-alkali	All	OPU/ONPU	Optimization of pumping system
192	Industrial	Chlor-alkali	All	OPU/ONPU	Premium Efficiency Control with ASDs (Pumps)
193	Industrial	Chlor-alkali	All	OPU/ONPU	Preventative Pump Maintenance
194	Industrial	Chlor-alkali	All	OPU/ONPU	High/Premium Efficiency Motors (Fans)
195	Industrial	Chlor-alkali	All	OPU/ONPU	Impeller Trimming or Inlet Guide Vanes
196	Industrial	Chlor-alkali	All	OPU/ONPU	Optimized duct design to improve efficiency
197	Industrial	Chlor-alkali	All	OPU/ONPU	Premium efficiency control, with ASD (Fans)
198	Industrial	Chlor-alkali	All	OPU/ONPU	Synchronous Belts (Fans)
199	Industrial	Chlor-alkali	All	OPU/ONPU	Preventative Fan Maintenance
200	Industrial	Chlor-alkali	All	OPU/ONPU	Premium Efficiency Control with ASDs (Other motors)
201	Industrial	Chlor-alkali	All	OPU/ONPU	High/Premium Efficiency Motors
202	Industrial	Chlor-alkali	All	OPU/ONPU	Correctly sized motors
203	Industrial	Chlor-alkali	All	OPU/ONPU	Optimized motor control
204	Industrial	Chlor-alkali	All	OPU/ONPU	Synchronous Belts
205	Industrial	Chlor-alkali	All	OPU/ONPU	Preventative Motor Maintenance
206	Industrial	Chlor-alkali	All	OPU/ONPU	Premium efficiency ASD compressor
207	Industrial	Chlor-alkali	All	OPU/ONPU	Optimized Distribution System
208	Industrial	Chlor-alkali	All	OPU/ONPU	Minimize operating air pressure
209	Industrial	Chlor-alkali	All	OPU/ONPU	Optimized sizing of compressor system
210	Industrial	Chlor-alkali	All	OPU/ONPU	Optimized sizes of air receiver tanks
211	Industrial	Chlor-alkali	All	OPU/ONPU	Use cooler air from outside for make up air
212	Industrial	Chlor-alkali	All	OPU/ONPU	Premium Efficiency Air Dryer (compressors)
213	Industrial	Chlor-alkali	All	OPU/ONPU	Sequencing Control
214	Industrial	Chlor-alkali	All	OPU/ONPU	Eliminate air leaks
215	Industrial	Chlor-alkali	All	OPU/ONPU	Synchronous Belts for Air Compressors
216	Industrial	Chlor-alkali	All	OPU/ONPU	Replace compressed air use with mechanical or electrical
217	Industrial	Chlor-alkali	All	OPU/ONPU	Premium efficiency ASD compressor
218	Industrial	Chlor-alkali	All	OPU/ONPU	Compression ratio optimization (gas compressor)
219	Industrial	Chlor-alkali	All	OPU/ONPU	Retrofit internal parts of existing centrifugal compressors
220	Industrial	Chlor-alkali	All	OPU/ONPU	Gas compressor right sizing
221	Industrial	Chlor-alkali	All	OPU/ONPU	Volume pocket adjustments
222	Industrial	Chlor-alkali	All	OPU/ONPU	Minimum cylinder clearance
223	Industrial	Chlor-alkali	All	OPU/ONPU	Synchronous Belts for Air or Gas Compressors
224	Industrial	Chlor-alkali	All	OPU/ONPU	Air Source Heat Pump for Backup Generators
225	Industrial	Chlor-alkali	All	OPU/ONPU	High efficiency battery charger (for forklifts)
226	Industrial	Chlor-alkali	All	OPU/ONPU	Free cooling
227	Industrial	Chlor-alkali	All	OPU/ONPU	Radiant Heaters
228	Industrial	Chlor-alkali	All	OPU/ONPU	High efficiency non-packaged HVAC equipment
229	Industrial	Chlor-alkali	All	OPU/ONPU	Seasonal Temperature Settings Adjustments
230	Industrial	Chlor-alkali	All	OPU/ONPU	High-efficiency rooftop AC with an EER of 13.5
231	Industrial	Chlor-alkali	All	OPU/ONPU	Ground Source Heat Pump
232	Industrial	Chlor-alkali	All	OPU/ONPU	Ventilation Heat Recovery
233	Industrial	Chlor-alkali	All	OPU/ONPU	Automated Temperature Control
234	Industrial	Chlor-alkali	All	OPU/ONPU	Reduced Temperature Settings
235	Industrial	Chlor-alkali	All	OPU/ONPU	Destratification Fans
236	Industrial	Chlor-alkali	All	OPU/ONPU	Warehouse Loading Dock Seals
237	Industrial	Chlor-alkali	All	OPU/ONPU	Air Curtains
238	Industrial	Chlor-alkali	All	OPU/ONPU	Preventative Packaged HVAC Maintenance
239	Industrial	Chlor-alkali	All	OPU/ONPU	Heat Recovery from Processes to Heat Ventilation Make-up Air
240	Industrial	Chlor-alkali	All	OPU/ONPU	High efficiency ballasts for lighting

MEASURE DESCRIPTION					
Measure ID	Sector	Sub-Sector	Building Type	End Use	Measure Name
241	Industrial	Chlor-alkali	All	OPU/ONPU	High Efficiency Light fixtures
242	Industrial	Chlor-alkali	All	OPU/ONPU	Efficient Lighting Design
243	Industrial	Chlor-alkali	All	OPU/ONPU	Lighting controls: on/off timer settings
244	Industrial	Chlor-alkali	All	OPU/ONPU	Lighting controls: occupancy sensors
245	Industrial	Chlor-alkali	All	OPU/ONPU	Ventilation Optimization
246	Industrial	Chlor-alkali	All	OPU/ONPU	Premium efficiency ventilation control with VSD
247	Industrial	Chlor-alkali	All	OPU/ONPU	Demand-Controlled Ventilation
248	Industrial	Pulp & Paper	All	Machine Drive	Sub-Metering and Interval Metering
249	Industrial	Pulp & Paper	All	Machine Drive	Integrated control system
250	Industrial	Pulp & Paper	All	ONPU	HE Dry-Type Transformers
251	Industrial	Pulp & Paper	All	ONPU	Advanced water heater controls
252	Industrial	Pulp & Paper	All	ONPU	Process Heat Recovery to Preheat Makeup Water
253	Industrial	Pulp & Paper	All	ONPU	Air Curtains (Oven)
254	Industrial	Pulp & Paper	All	ONPU	Insulation (Oven)
255	Industrial	Pulp & Paper	All	ONPU	Preventative Oven Maintenance
256	Industrial	Pulp & Paper	All	ONPU	Air Curtains (Dryer)
257	Industrial	Pulp & Paper	All	ONPU	Insulation (Dryer)
258	Industrial	Pulp & Paper	All	ONPU	Preventative Dryer Maintenance
259	Industrial	Pulp & Paper	All	ONPU	Preventative Furnace Maintenance
260	Industrial	Pulp & Paper	All	ONPU	Insulation (Furnace)
261	Industrial	Pulp & Paper	All	ONPU	Preventative Kiln Maintenance
262	Industrial	Pulp & Paper	All	ONPU	Insulation (Kiln)
263	Industrial	Pulp & Paper	All	ONPU	High Efficiency Chiller
264	Industrial	Pulp & Paper	All	ONPU	Optimized Distribution System
265	Industrial	Pulp & Paper	All	ONPU	Floating head pressure controls
266	Industrial	Pulp & Paper	All	ONPU	Premium efficiency refrigeration control system
267	Industrial	Pulp & Paper	All	ONPU	Smart Defrost Controls
268	Industrial	Pulp & Paper	All	ONPU	Doors, Covers and Curtains
269	Industrial	Pulp & Paper	All	ONPU	Optimized chilled water temperature and/or optimized condenser temperature
270	Industrial	Pulp & Paper	All	ONPU	Preventative refrigeration/cooling system maintenance
271	Industrial	Pulp & Paper	All	ONPU	Optimized condenser pressure
272	Industrial	Pulp & Paper	All	ONPU	VSD on chiller compressor
273	Industrial	Pulp & Paper	All	ONPU	Free cooling
274	Industrial	Pulp & Paper	All	ONPU	Improve insulation of refrigeration system
275	Industrial	Pulp & Paper	All	Pumps	High/Premium Efficiency Motors (Pumps)
276	Industrial	Pulp & Paper	All	Pumps	Impeller Trimming (Pump)
277	Industrial	Pulp & Paper	All	Pumps	Optimization of pumping system
278	Industrial	Pulp & Paper	All	Pumps	Premium Efficiency Control with ASDs (Pumps)
279	Industrial	Pulp & Paper	All	Pumps	Preventative Pump Maintenance
280	Industrial	Pulp & Paper	All	Fans	High/Premium Efficiency Motors (Fans)
281	Industrial	Pulp & Paper	All	Fans	Impeller Trimming or Inlet Guide Vanes
282	Industrial	Pulp & Paper	All	HVAC	Optimized duct design to improve efficiency
283	Industrial	Pulp & Paper	All	Fans	Premium efficiency control, with ASD (Fans)
284	Industrial	Pulp & Paper	All	Fans	Synchronous Belts (Fans)
285	Industrial	Pulp & Paper	All	Fans	Preventative Fan Maintenance
286	Industrial	Pulp & Paper	All	Motor - Other Applications	Premium Efficiency Control with ASDs (Other motors)
287	Industrial	Pulp & Paper	All	Motor - Other Applications	High/Premium Efficiency Motors
288	Industrial	Pulp & Paper	All	Motor - Other Applications	Correctly sized motors
289	Industrial	Pulp & Paper	All	Motor - Other Applications	Optimized motor control
290	Industrial	Pulp & Paper	All	Motor - Other Applications	Synchronous Belts
291	Industrial	Pulp & Paper	All	Motor - Other Applications	Preventative Motor Maintenance
292	Industrial	Pulp & Paper	All	Compressors	Premium efficiency ASD compressor
293	Industrial	Pulp & Paper	All	Compressors	Optimized Distribution System
294	Industrial	Pulp & Paper	All	Compressors	Minimize operating air pressure
295	Industrial	Pulp & Paper	All	Compressors	Optimized sizing of compressor system
296	Industrial	Pulp & Paper	All	Compressors	Optimized sizes of air receiver tanks
297	Industrial	Pulp & Paper	All	Compressors	Use cooler air from outside for make up air
298	Industrial	Pulp & Paper	All	Compressors	Premium Efficiency Air Dryer (compressors)
299	Industrial	Pulp & Paper	All	Compressors	Sequencing Control
300	Industrial	Pulp & Paper	All	Compressors	Eliminate air leaks

MEASURE DESCRIPTION					
Measure ID	**Sector**	**Sub-Sector**	**Building Type**	**End Use**	**Measure Name**
301	Industrial	Pulp & Paper	All	Compressors	Synchronous Belts for Air Compressors
302	Industrial	Pulp & Paper	All	Compressors	Replace compressed air use with mechanical or electrical
303	Industrial	Pulp & Paper	All	Compressors	Premium efficiency ASD compressor
304	Industrial	Pulp & Paper	All	Compressors	Compression ratio optimization (gas compressor)
305	Industrial	Pulp & Paper	All	Compressors	Retrofit internal parts of existing centrifugal compressors
306	Industrial	Pulp & Paper	All	Compressors	Gas compressor right sizing
307	Industrial	Pulp & Paper	All	Compressors	Volume pocket adjustments
308	Industrial	Pulp & Paper	All	Compressors	Minimum cylinder clearance
309	Industrial	Pulp & Paper	All	Compressors	Synchronous Belts for Air or Gas Compressors
310	Industrial	Pulp & Paper	All	ONPU	Air Source Heat Pump for Backup Generators
311	Industrial	Pulp & Paper	All	ONPU	High efficiency battery charger (for forklifts)
312	Industrial	Pulp & Paper	All	ONPU	Free cooling
313	Industrial	Pulp & Paper	All	ONPU	Radiant Heaters
314	Industrial	Pulp & Paper	All	ONPU	High efficiency non-packaged HVAC equipment
315	Industrial	Pulp & Paper	All	ONPU	Seasonal Temperature Settings Adjustments
316	Industrial	Pulp & Paper	All	ONPU	High-efficiency rooftop AC with an EER of 13.5
317	Industrial	Pulp & Paper	All	ONPU	Ground Source Heat Pump
318	Industrial	Pulp & Paper	All	ONPU	Ventilation Heat Recovery
319	Industrial	Pulp & Paper	All	ONPU	Automated Temperature Control
320	Industrial	Pulp & Paper	All	ONPU	Reduced Temperature Settings
321	Industrial	Pulp & Paper	All	ONPU	Destratification Fans
322	Industrial	Pulp & Paper	All	ONPU	Warehouse Loading Dock Seals
323	Industrial	Pulp & Paper	All	ONPU	Air Curtains
324	Industrial	Pulp & Paper	All	ONPU	Preventative Packaged HVAC Maintenance
325	Industrial	Pulp & Paper	All	ONPU	Heat Recovery from Processes to Heat Ventilation Make-up Air
326	Industrial	Pulp & Paper	All	ONPU	High efficiency ballasts for lighting
327	Industrial	Pulp & Paper	All	ONPU	High Efficiency Light fixtures
328	Industrial	Pulp & Paper	All	ONPU	Efficient Lighting Design
329	Industrial	Pulp & Paper	All	ONPU	Lighting controls: on/off timer settings
330	Industrial	Pulp & Paper	All	ONPU	Lighting controls: occupancy sensors
331	Industrial	Pulp & Paper	All	ONPU	Ventilation Optimization
332	Industrial	Pulp & Paper	All	ONPU	Premium efficiency ventilation control with VSD
333	Industrial	Pulp & Paper	All	ONPU	Demand-Controlled Ventilation
334	Industrial	Other - Combined	All	Motor - Other Applications	Operations and maintenance
335	Industrial	Other - Combined	All	Motor - Other Applications	Match Motor Size to Load
336	Industrial	Other - Combined	All	Motor - Other Applications	Motor Efficiency Upgrade
337	Industrial	Other - Combined	All	Motor - Other Applications	Variable Speed Drives
338	Industrial	Other - Combined	All	Pumps	Reduce Overall System Requirements
339	Industrial	Other - Combined	All	Pumps	Match Pump Size to Load
340	Industrial	Other - Combined	All	Pumps	Reduce or Control Pump Speed
341	Industrial	Other - Combined	All	Pumps	Improve Pump Components
342	Industrial	Other - Combined	All	Pumps	Operation and Maintenance
343	Industrial	Other - Combined	All	Compressors	Reduce Overall System Requirements
344	Industrial	Other - Combined	All	Compressors	Match Compressor Size to Load
345	Industrial	Other - Combined	All	Compressors	Compressor Control
346	Industrial	Other - Combined	All	Compressors	Improve Compressor Components
347	Industrial	Other - Combined	All	Compressors	Operation and Maintenance
348	Industrial	Other - Combined	All	Fans	Reduce Overall System Requirements
349	Industrial	Other - Combined	All	Fans	Reduce or Control Fan Speed
350	Industrial	Other - Combined	All	Fans	Improve Fan Components
351	Industrial	Other - Combined	All	Fans	Operation and Maintenance
352	Industrial	Other - Combined	All	HVAC	Optimized Duct Design to Improve Efficiency
353	Industrial	Other - Combined	All	PH	Advanced Water Heater Controls
354	Industrial	Other - Combined	All	PH	Process Heat Recovery to Preheat Makeup Water
355	Industrial	Other - Combined	All	PH	Air Curtains (Oven)
356	Industrial	Other - Combined	All	PH	Insulation (Oven)
357	Industrial	Other - Combined	All	PH	Preventative Oven Maintenance
358	Industrial	Other - Combined	All	PH	Air Curtains (Dryer)
359	Industrial	Other - Combined	All	PH	Insulation (Dryer)
360	Industrial	Other - Combined	All	PH	Preventative Dryer Maintenance

MEASURE DESCRIPTION					
Measure ID	Sector	Sub-Sector	Building Type	End Use	Measure Name
361	Industrial	Other - Combined	All	PH	Optimized Distribution System
362	Industrial	Other - Combined	All	PCR	High Efficiency Chiller
363	Industrial	Other - Combined	All	PCR	Floating head pressure controls
364	Industrial	Other - Combined	All	PCR	Premium Efficiency Refrigeration Control System
365	Industrial	Other - Combined	All	PCR	Smart Defrost Controls
366	Industrial	Other - Combined	All	PCR	Doors, Covers and Curtains
367	Industrial	Other - Combined	All	PCR	Optimized chilled water temperature and/or optimized condenser temperature
368	Industrial	Other - Combined	All	PCR	Preventative Refrigeration/cooling System Maintenance
369	Industrial	Other - Combined	All	PCR	Optimized condenser pressure
370	Industrial	Other - Combined	All	PCR	Free cooling
371	Industrial	Other - Combined	All	PCR	Improve Insulation of Refrigeration System
372	Industrial	Other - Combined	All	ONPU	HE Dry-Type Transformers
373	Industrial	Other - Combined	All	HVAC	Air Source Heat Pump for Backup Generators
374	Industrial	Other - Combined	All	ONPU	High efficiency battery charger (for forklifts)
375	Industrial	Other - Combined	All	HVAC	Radiant Heaters
376	Industrial	Other - Combined	All	HVAC	High efficiency non-packaged HVAC equipment
377	Industrial	Other - Combined	All	HVAC	Seasonal Temperature Settings Adjustments
378	Industrial	Other - Combined	All	HVAC	High-efficiency rooftop AC with an EER of 13.5
379	Industrial	Other - Combined	All	HVAC	Ground Source Heat Pump
380	Industrial	Other - Combined	All	HVAC	Ventilation Heat Recovery
381	Industrial	Other - Combined	All	HVAC	Automated Temperature Control
382	Industrial	Other - Combined	All	HVAC	Reduced Temperature Settings
383	Industrial	Other - Combined	All	HVAC	Destratification Fans
384	Industrial	Other - Combined	All	HVAC	Warehouse Loading Dock Seals
385	Industrial	Other - Combined	All	HVAC	Preventative Packaged HVAC Maintenance
386	Industrial	Other - Combined	All	HVAC	Heat Recovery from Processes to Heat Ventilation Make-up Air
387	Industrial	Other - Combined	All	FL	High efficiency ballasts for lighting
388	Industrial	Other - Combined	All	FL	High Efficiency Light fixtures
389	Industrial	Other - Combined	All	FL	Efficient Lighting Design
390	Industrial	Other - Combined	All	FL	Lighting controls: on/off timer settings
391	Industrial	Other - Combined	All	FL	Lighting controls: occupancy sensors
392	Industrial	Other - Combined	All	HVAC	Ventilation Optimization
393	Industrial	Other - Combined	All	HVAC	Premium efficiency ventilation control with VSD
394	Industrial	Other - Combined	All	HVAC	Demand-Controlled Ventilation
395	Industrial	Industrial Organic Chemicals	All	HVAC	Air Source Heat Pump for Backup Generators
396	Industrial	Industrial Organic Chemicals	All	HVAC	Free cooling
397	Industrial	Industrial Organic Chemicals	All	HVAC	Radiant Heaters
398	Industrial	Industrial Organic Chemicals	All	HVAC	High efficiency non-packaged HVAC equipment
399	Industrial	Industrial Organic Chemicals	All	HVAC	Seasonal Temperature Settings Adjustments
400	Industrial	Industrial Organic Chemicals	All	HVAC	High-efficiency rooftop AC with an EER of 13.5
401	Industrial	Industrial Organic Chemicals	All	HVAC	Ground Source Heat Pump
402	Industrial	Industrial Organic Chemicals	All	HVAC	Ventilation Heat Recovery
403	Industrial	Industrial Organic Chemicals	All	HVAC	Automated Temperature Control
404	Industrial	Industrial Organic Chemicals	All	HVAC	Reduced Temperature Settings
405	Industrial	Industrial Organic Chemicals	All	HVAC	Destratification Fans
406	Industrial	Industrial Organic Chemicals	All	HVAC	Warehouse Loading Dock Seals
407	Industrial	Industrial Organic Chemicals	All	HVAC	Air Curtains
408	Industrial	Industrial Organic Chemicals	All	HVAC	Preventative Packaged HVAC Maintenance
409	Industrial	Industrial Organic Chemicals	All	HVAC	Heat Recovery from Processes to Heat Ventilation Make-up Air
410	Industrial	Industrial Organic Chemicals	All	FL	High efficiency ballasts for lighting
411	Industrial	Industrial Organic Chemicals	All	FL	High Efficiency Light fixtures
412	Industrial	Industrial Organic Chemicals	All	FL	Efficient Lighting Design
413	Industrial	Industrial Organic Chemicals	All	FL	Lighting controls: on/off timer settings
414	Industrial	Industrial Organic Chemicals	All	FL	Lighting controls: occupancy sensors
415	Industrial	Industrial Organic Chemicals	All	HVAC	Ventilation Optimization
416	Industrial	Industrial Organic Chemicals	All	HVAC	Premium efficiency ventilation control with VSD
417	Industrial	Industrial Organic Chemicals	All	HVAC	Demand-Controlled Ventilation
418	Industrial	Industrial Organic Chemicals	All	HVAC	Optimized duct design to improve efficiency
419	Industrial	Petroleum Refining	All	HVAC	Air Source Heat Pump for Backup Generators
420	Industrial	Petroleum Refining	All	HVAC	Free cooling

MEASURE DESCRIPTION					
Measure ID	**Sector**	**Sub-Sector**	**Building Type**	**End Use**	**Measure Name**
421	Industrial	Petroleum Refining	All	HVAC	Radiant Heaters
422	Industrial	Petroleum Refining	All	HVAC	High efficiency non-packaged HVAC equipment
423	Industrial	Petroleum Refining	All	HVAC	Seasonal Temperature Settings Adjustments
424	Industrial	Petroleum Refining	All	HVAC	High-efficiency rooftop AC with an EER of 13.5
425	Industrial	Petroleum Refining	All	HVAC	Ground Source Heat Pump
426	Industrial	Petroleum Refining	All	HVAC	Ventilation Heat Recovery
427	Industrial	Petroleum Refining	All	HVAC	Automated Temperature Control
428	Industrial	Petroleum Refining	All	HVAC	Reduced Temperature Settings
429	Industrial	Petroleum Refining	All	HVAC	Destratification Fans
430	Industrial	Petroleum Refining	All	HVAC	Warehouse Loading Dock Seals
431	Industrial	Petroleum Refining	All	HVAC	Air Curtains
432	Industrial	Petroleum Refining	All	HVAC	Preventative Packaged HVAC Maintenance
433	Industrial	Petroleum Refining	All	HVAC	Heat Recovery from Processes to Heat Ventilation Make-up Air
434	Industrial	Petroleum Refining	All	FL	High efficiency ballasts for lighting
435	Industrial	Petroleum Refining	All	FL	High Efficiency Light fixtures
436	Industrial	Petroleum Refining	All	FL	Efficient Lighting Design
437	Industrial	Petroleum Refining	All	FL	Lighting controls: on/off timer settings
438	Industrial	Petroleum Refining	All	FL	Lighting controls: occupancy sensors
439	Industrial	Petroleum Refining	All	HVAC	Ventilation Optimization
440	Industrial	Petroleum Refining	All	HVAC	Premium efficiency ventilation control with VSD
441	Industrial	Petroleum Refining	All	HVAC	Demand-Controlled Ventilation
442	Industrial	Petroleum Refining	All	HVAC	Optimized duct design to improve efficiency
443	Industrial	Plastics & Polymers	All	HVAC	Air Source Heat Pump for Backup Generators
444	Industrial	Plastics & Polymers	All	HVAC	Free cooling
445	Industrial	Plastics & Polymers	All	HVAC	Radiant Heaters
446	Industrial	Plastics & Polymers	All	HVAC	High efficiency non-packaged HVAC equipment
447	Industrial	Plastics & Polymers	All	HVAC	Seasonal Temperature Settings Adjustments
448	Industrial	Plastics & Polymers	All	HVAC	High-efficiency rooftop AC with an EER of 13.5
449	Industrial	Plastics & Polymers	All	HVAC	Ground Source Heat Pump
450	Industrial	Plastics & Polymers	All	HVAC	Ventilation Heat Recovery
451	Industrial	Plastics & Polymers	All	HVAC	Automated Temperature Control
452	Industrial	Plastics & Polymers	All	HVAC	Reduced Temperature Settings
453	Industrial	Plastics & Polymers	All	HVAC	Destratification Fans
454	Industrial	Plastics & Polymers	All	HVAC	Warehouse Loading Dock Seals
455	Industrial	Plastics & Polymers	All	HVAC	Air Curtains
456	Industrial	Plastics & Polymers	All	HVAC	Preventative Packaged HVAC Maintenance
457	Industrial	Plastics & Polymers	All	HVAC	Heat Recovery from Processes to Heat Ventilation Make-up Air
458	Industrial	Plastics & Polymers	All	FL	High efficiency ballasts for lighting
459	Industrial	Plastics & Polymers	All	FL	High Efficiency Light fixtures
460	Industrial	Plastics & Polymers	All	FL	Efficient Lighting Design
461	Industrial	Plastics & Polymers	All	FL	Lighting controls: on/off timer settings
462	Industrial	Plastics & Polymers	All	FL	Lighting controls: occupancy sensors
463	Industrial	Plastics & Polymers	All	HVAC	Ventilation Optimization
464	Industrial	Plastics & Polymers	All	HVAC	Premium efficiency ventilation control with VSD
465	Industrial	Plastics & Polymers	All	HVAC	Demand-Controlled Ventilation
466	Industrial	Plastics & Polymers	All	HVAC	Optimized duct design to improve efficiency

MEASURE DESCRIPTION										MEASURE INCREMENTAL SAVINGS PER UNIT					
Measure ID	Sector	Sub-Sector	Building Type	End Use	Measure Name	Measure Unit Name	Retrofit (RET), Replace-on-Burnout (ROB), or New Construction (NEW)	Baseline Unit Lifetime (Years)	Efficient Unit Lifetime (Years)	Total Incremental Cost	Annual kWh Savings	Annual kW Coincident Peak Savings	Annual Gas Savings (Therms)	Annual kWh Increases	Annual kW Coincident Peak Increases
1	Industrial	Petroleum Refining	All	Motor - Other Applications	Operations and maintenance	Per kWh	RET	3	3	$0.0000500	$0.050	$0.0000057	0	0	0
2	Industrial	Petroleum Refining	All	Motor - Other Applications	Match Motor Size to Load	Per kWh	RET	15	15	$0.0001320	$0.012	$0.0000011	0	0	0
3	Industrial	Petroleum Refining	All	Motor - Other Applications	Motor Efficiency Upgrade	Per kWh	RET	15	15	$0.0003400	$0.020	$0.0000023	0	0	0
4	Industrial	Petroleum Refining	All	Motor - Other Applications	Variable Speed Drives	Per kWh	RET	15	15	$0.0008000	$0.200	$0.0000228	0	0	0
5	Industrial	Petroleum Refining	All	Pumps	Reduce Overall System Requirements	Per kWh	RET	3	3	$0.0003000	$0.100	$0.0000114	0	0	0
6	Industrial	Petroleum Refining	All	Pumps	Match Pump Size to Load	Per kWh	RET	15	15	$0.0030000	$0.200	$0.0000228	0	0	0
7	Industrial	Petroleum Refining	All	Pumps	Reduce or Control Pump Speed	Per kWh	RET	15	15	$0.0042000	$0.300	$0.0000343	0	0	0
8	Industrial	Petroleum Refining	All	Pumps	Improve Pump Components	Per kWh	RET	15	15	$0.0009000	$0.050	$0.0000057	0	0	0
9	Industrial	Petroleum Refining	All	Pumps	Operation and Maintenance	Per kWh	RET	3	3	$0.0000200	$0.020	$0.0000023	0	0	0
10	Industrial	Petroleum Refining	All	Compressors	Reduce Overall System Requirements	Per kWh	RET	15	15	$0.0006000	$0.200	$0.0000228	0	0	0
11	Industrial	Petroleum Refining	All	Compressors	Match Compressor Size to Load	Per kWh	RET	15	15	$0.0005700	$0.030	$0.0000034	0	0	0
12	Industrial	Petroleum Refining	All	Compressors	Compressor Control	Per kWh	RET	15	15	$0.0006000	$0.100	$0.0000114	0	0	0
13	Industrial	Petroleum Refining	All	Compressors	Improve Compressor Components	Per kWh	RET	15	15	$0.0012000	$0.050	$0.0000057	0	0	0
14	Industrial	Petroleum Refining	All	Compressors	Operation and Maintenance	Per kWh	RET	3	3	$0.0001000	$0.100	$0.0000114	0	0	0
15	Industrial	Petroleum Refining	All	Fans	Reduce Overall System Requirements	Per kWh	RET	15	15	$0.0006000	$0.100	$0.0000114	0	0	0
16	Industrial	Petroleum Refining	All	Fans	Reduce or Control Fan Speed	Per kWh	RET	15	15	$0.0022000	$0.200	$0.0000228	0	0	0
17	Industrial	Petroleum Refining	All	Fans	Improve Fan Components	Per kWh	RET	15	15	$0.0011000	$0.050	$0.0000057	0	0	0
18	Industrial	Petroleum Refining	All	Fans	Operation and Maintenance	Per kWh	RET	3	3	$0.0000400	$0.020	$0.0000023	0	0	0
19	Industrial	Industrial Organic Chemicals	All	Motor - Other Applications	Operations and maintenance	Per kWh	RET	3	3	$0.0000500	$0.050	$0.0000057	0	0	0
20	Industrial	Industrial Organic Chemicals	All	Motor - Other Applications	Match Motor Size to Load	Per kWh	RET	15	15	$0.0001320	$0.012	$0.0000011	0	0	0
21	Industrial	Industrial Organic Chemicals	All	Motor - Other Applications	Motor Efficiency Upgrade	Per kWh	RET	15	15	$0.0003400	$0.020	$0.0000023	0	0	0
22	Industrial	Industrial Organic Chemicals	All	Motor - Other Applications	Variable Speed Drives	Per kWh	RET	15	15	$0.0008000	$0.200	$0.0000228	0	0	0
23	Industrial	Industrial Organic Chemicals	All	Pumps	Reduce Overall System Requirements	Per kWh	RET	3	3	$0.0003000	$0.100	$0.0000114	0	0	0
24	Industrial	Industrial Organic Chemicals	All	Pumps	Match Pump Size to Load	Per kWh	RET	15	15	$0.0030000	$0.200	$0.0000228	0	0	0
25	Industrial	Industrial Organic Chemicals	All	Pumps	Reduce or Control Pump Speed	Per kWh	RET	15	15	$0.0042000	$0.300	$0.0000343	0	0	0
26	Industrial	Industrial Organic Chemicals	All	Pumps	Improve Pump Components	Per kWh	RET	15	15	$0.0009000	$0.050	$0.0000057	0	0	0
27	Industrial	Industrial Organic Chemicals	All	Pumps	Operation and Maintenance	Per kWh	RET	3	3	$0.0000200	$0.020	$0.0000023	0	0	0
28	Industrial	Industrial Organic Chemicals	All	Compressors	Reduce Overall System Requirements	Per kWh	RET	15	15	$0.0006000	$0.200	$0.0000228	0	0	0
29	Industrial	Industrial Organic Chemicals	All	Compressors	Match Compressor Size to Load	Per kWh	RET	15	15	$0.0005700	$0.030	$0.0000034	0	0	0
30	Industrial	Industrial Organic Chemicals	All	Compressors	Compressor Control	Per kWh	RET	15	15	$0.0006000	$0.100	$0.0000114	0	0	0
31	Industrial	Industrial Organic Chemicals	All	Compressors	Improve Compressor Components	Per kWh	RET	15	15	$0.0012000	$0.050	$0.0000057	0	0	0
32	Industrial	Industrial Organic Chemicals	All	Compressors	Operation and Maintenance	Per kWh	RET	3	3	$0.0001000	$0.100	$0.0000114	0	0	0
33	Industrial	Industrial Organic Chemicals	All	Fans	Reduce Overall System Requirements	Per kWh	RET	15	15	$0.0006000	$0.100	$0.0000114	0	0	0
34	Industrial	Industrial Organic Chemicals	All	Fans	Reduce or Control Fan Speed	Per kWh	RET	15	15	$0.0022000	$0.200	$0.0000228	0	0	0
35	Industrial	Industrial Organic Chemicals	All	Fans	Improve Fan Components	Per kWh	RET	15	15	$0.0011000	$0.050	$0.0000057	0	0	0
36	Industrial	Industrial Organic Chemicals	All	Fans	Operation and Maintenance	Per kWh	RET	3	3	$0.0000400	$0.020	$0.0000023	0	0	0
37	Industrial	Plastics & Polymers	All	Machine Drive	Energy monitoring and process controls (sub-metering , monitoring and control systems)	Per kWh	RET	15	15	$0.0000050	$0.050	$0.0000057	0	0	0
38	Industrial	Plastics & Polymers	All	Motor - Other Applications	Premium Efficiency Control with ASDs	Per kWh	RET	15	15	$0.0042000	$0.200	$0.0000228	0	0	0
39	Industrial	Plastics & Polymers	All	Motor - Other Applications	Motor Efficiency Upgrade	Per kWh	RET	15	15	$0.0003400	$0.020	$0.0000023	0	0	0
40	Industrial	Plastics & Polymers	All	Motor - Other Applications	Match Motor Size to Load	Per kWh	RET	15	15	$0.0002200	$0.020	$0.0000023	0	0	0
41	Industrial	Plastics & Polymers	All	Motor - Other Applications	Preventative Motor Maintenance	Per kWh	RET	3	3	$0.0000050	$0.050	$0.0000057	0	0	0
42	Industrial	Plastics & Polymers	All	Pumps	Impeller Trimming (Pump)	Per kWh	RET	20	20	$0.0015000	$0.150	$0.0000171	0	0	0
43	Industrial	Plastics & Polymers	All	Pumps	Optimization of Pumping System	Per kWh	RET	15	15	$0.0027000	$0.135	$0.0000160	0	0	0
44	Industrial	Plastics & Polymers	All	Pumps	Premium Efficiency Control with ASDs (Pumps)	Per kWh	RET	15	15	$0.0042000	$0.200	$0.0000228	0	0	0
45	Industrial	Plastics & Polymers	All	Pumps	Preventative Pump Maintenance	Per kWh	RET	3	3	$0.0000050	$0.050	$0.0000057	0	0	0
46	Industrial	Plastics & Polymers	All	Compressors	Premium Efficiency Control with ASD (Compressor)	Per kWh	RET	10	10	$0.0101250	$0.125	$0.0000148	0	0	0
47	Industrial	Plastics & Polymers	All	Compressors	Optimized Distribution System	Per kWh	RET	10	10	$0.0006000	$0.100	$0.0000114	0	0	0
48	Industrial	Plastics & Polymers	All	Compressors	Minimize Operating Air Pressure	Per kWh	RET	1	1	$0.0000200	$0.200	$0.0000228	0	0	0
49	Industrial	Plastics & Polymers	All	Compressors	Match Compressor Size to Load	Per kWh	RET	20	20	$0.0039000	$0.100	$0.0000114	0	0	0
50	Industrial	Plastics & Polymers	All	Compressors	VSD on Chiller Compressor	Per kWh	RET	15	15	$0.0102000	$0.300	$0.0000343	0	0	0
51	Industrial	Plastics & Polymers	All	Fans	Impeller Trimming or Inlet Guide Vanes	Per kWh	RET	3	3	$0.0009000	$0.150	$0.0000171	0	0	0
52	Industrial	Plastics & Polymers	All	Fans	Premium Efficiency Control with ASD (Fans)	Per kWh	RET	10	10	$0.0060000	$0.200	$0.0000228	0	0	0
53	Industrial	Plastics & Polymers	All	Fans	Synchronous Belts (Fans)	Per kWh	RET	10	10	$0.0000600	$0.020	$0.0000023	0	0	0
54	Industrial	Plastics & Polymers	All	Fans	Preventative Fan Maintenance	Per kWh	RET	3	3	$0.0000050	$0.050	$0.0000057	0	0	0
55	Industrial	Plastics & Polymers	All	HVAC	Optimized Duct Design to Improve Efficiency	Per kWh	RET	15	15	$0.0086000	$0.100	$0.0000114	0	0	0
56	Industrial	Plastics & Polymers	All	PH	Advanced Water Heater Controls	Per kWh	RET	20	20	$0.0000600	$0.030	$0.0000034	0	0	0
57	Industrial	Plastics & Polymers	All	PH	Process Heat Recovery to Preheat Makeup Water	Per kWh	RET	20	20	$0.0009600	$0.060	$0.0000069	0	0	0
58	Industrial	Plastics & Polymers	All	PH	Air Curtains (Oven)	Per kWh	RET	20	20	$0.0031500	$0.150	$0.0000171	0	0	0
59	Industrial	Plastics & Polymers	All	PH	Insulation (Oven)	Per kWh	RET	15	15	$0.0005500	$0.050	$0.0000057	0	0	0
60	Industrial	Plastics & Polymers	All	PH	Preventative Oven Maintenance	Per kWh	RET	3	3	$0.0000050	$0.050	$0.0000057	0	0	0

MEASURE DESCRIPTION										MEASURE INCREMENTAL SAVINGS PER UNIT					
Measure ID	Sector	Sub-Sector	Building Type	End Use	Measure Name	Measure Unit Name	Retrofit (RET), Replace-on-Burnout (ROB), or New Construction (NEW)	Baseline Unit Lifetime (Years)	Efficient Unit Lifetime (Years)	Total Incremental Cost	Annual kWh Savings	Annual kW Coincident Peak Savings	Annual Gas Savings (Therms)	Annual kWh Increases	Annual kW Coincident Peak Increases
61	Industrial	Plastics & Polymers	All	PH	Air Curtains (Dryer)	Per kWh	RET	20	20	$0.0003000	$0.150	$0.0000171	0	0	0
62	Industrial	Plastics & Polymers	All	PH	Insulation (Dryer)	Per kWh	RET	15	15	$0.0000500	$0.050	$0.0000057	0	0	0
63	Industrial	Plastics & Polymers	All	PH	Preventative Dryer Maintenance	Per kWh	RET	3	3	$0.0000050	$0.050	$0.0000057	0	0	0
64	Industrial	Plastics & Polymers	All	PH	Optimized Distribution System	Per kWh	RET	25	25	$0.0003300	$0.030	$0.0000034	0	0	0
65	Industrial	Plastics & Polymers	All	PCR	High Efficiency Chiller	Per kWh	RET	20	20	$0.0180500	$0.190	$0.0000217	0	0	0
66	Industrial	Plastics & Polymers	All	PCR	Floating head pressure controls	Per kWh	RET	15	15	$0.0001300	$0.065	$0.0000069	0	0	0
67	Industrial	Plastics & Polymers	All	PCR	Premium Efficiency Refrigeration Control System	Per kWh	RET	15	15	$0.0117900	$0.090	$0.0000103	0	0	0
68	Industrial	Plastics & Polymers	All	PCR	Smart Defrost Controls	Per kWh	RET	16	16	$0.0001000	$0.100	$0.0000114	0	0	0
69	Industrial	Plastics & Polymers	All	PCR	Doors, Covers and Curtains	Per kWh	RET	5	5	$0.0002800	$0.070	$0.0000080	0	0	0
70	Industrial	Plastics & Polymers	All	PCR	Optimized chilled water temperature and/or optimized condenser temperature	Per kWh	RET	3	3	$0.0000021	$0.021	$0.0000023	0	0	0
71	Industrial	Plastics & Polymers	All	PCR	Preventative Refrigeration/cooling System Maintenance	Per kWh	RET	3	3	$0.0000050	$0.050	$0.0000057	0	0	0
72	Industrial	Plastics & Polymers	All	PCR	Optimized condenser pressure	Per kWh	RET	3	3	$0.0000060	$0.060	$0.0000069	0	0	0
73	Industrial	Plastics & Polymers	All	PCR	Free cooling	Per kWh	RET	12	12	$0.0045000	$0.300	$0.0000343	0	0	0
74	Industrial	Plastics & Polymers	All	PCR	Improve Insulation of Refrigeration System	Per kWh	RET	10	10	$0.0012500	$0.050	$0.0000057	0	0	0
75	Industrial	Plastics & Polymers	All	ONPU	HE Dry-Type Transformers	Per kWh	RET	30	30	$0.0000010	$0.010	$0.0000011	0	0	0
76	Industrial	Small Industrial	All	Machine Drive	Sub-Metering and Interval Metering	Per kWh	RET	15	15	$0.0000050	$0.050	$0.0000057	0	0	0
77	Industrial	Small Industrial	All	Machine Drive	Integrated control system	Per kWh	RET	10	10	$0.0000080	$0.080	$0.0000091	0	0	0
78	Industrial	Small Industrial	All	OPU	HE Dry-Type Transformers	Per kWh	RET	30	30	$0.0000010	$0.010	$0.0000011	0	0	0
79	Industrial	Small Industrial	All	PH	Advanced water heater controls	Per kWh	RET	20	20	$0.0000900	$0.030	$0.0000034	0	0	0
80	Industrial	Small Industrial	All	PH	Process Heat Recovery to Preheat Makeup Water	Per kWh	RET	20	20	$0.0014400	$0.060	$0.0000069	0	0	0
81	Industrial	Small Industrial	All	PH	Air Curtains (Oven)	Per kWh	RET	20	20	$0.0046500	$0.150	$0.0000171	0	0	0
82	Industrial	Small Industrial	All	PH	Insulation (Oven)	Per kWh	RET	15	15	$0.0008500	$0.050	$0.0000057	0	0	0
83	Industrial	Small Industrial	All	PH	Preventative Oven Maintenance	Per kWh	RET	3	3	$0.0000050	$0.050	$0.0000057	0	0	0
84	Industrial	Small Industrial	All	PH	Air Curtains (Dryer)	Per kWh	RET	20	20	$0.0004500	$0.150	$0.0000171	0	0	0
85	Industrial	Small Industrial	All	PH	Insulation (Dryer)	Per kWh	RET	15	15	$0.0001000	$0.050	$0.0000057	0	0	0
86	Industrial	Small Industrial	All	PH	Preventative Dryer Maintenance	Per kWh	RET	3	3	$0.0000050	$0.050	$0.0000057	0	0	0
87	Industrial	Small Industrial	All	PH	Preventative Furnace Maintenance	Per kWh	RET	3	3	$0.0000050	$0.050	$0.0000057	0	0	0
88	Industrial	Small Industrial	All	PH	Insulation (Furnace)	Per kWh	RET	15	15	$0.0001000	$0.050	$0.0000057	0	0	0
89	Industrial	Small Industrial	All	PH	Preventative Kiln Maintenance	Per kWh	RET	3	3	$0.0000050	$0.050	$0.0000057	0	0	0
90	Industrial	Small Industrial	All	PH	Insulation (Kiln)	Per kWh	RET	15	15	$0.0000050	$0.050	$0.0000057	0	0	0
91	Industrial	Small Industrial	All	PCR	High Efficiency Chiller	Per kWh	RET	20	20	$0.0271700	$0.190	$0.0000217	0	0	0
92	Industrial	Small Industrial	All	PCR	Optimized Distribution System	Per kWh	RET	25	25	$0.0005100	$0.030	$0.0000034	0	0	0
93	Industrial	Small Industrial	All	PCR	Floating head pressure controls	Per kWh	RET	15	15	$0.0001300	$0.065	$0.0000069	0	0	0
94	Industrial	Small Industrial	All	PCR	Premium efficiency refrigeration control system	Per kWh	RET	15	15	$0.0176400	$0.090	$0.0000103	0	0	0
95	Industrial	Small Industrial	All	PCR	Smart Defrost Controls	Per kWh	RET	16	16	$0.0001000	$0.100	$0.0000114	0	0	0
96	Industrial	Small Industrial	All	PCR	Doors, Covers and Curtains	Per kWh	RET	5	5	$0.0004200	$0.070	$0.0000080	0	0	0
97	Industrial	Small Industrial	All	PCR	Optimized chilled water temperature and/or optimized condenser temperature	Per kWh	RET	3	3	$0.0000021	$0.021	$0.0000023	0	0	0
98	Industrial	Small Industrial	All	PCR	Preventative refrigeration/cooling system maintenance	Per kWh	RET	3	3	$0.0000050	$0.050	$0.0000057	0	0	0
99	Industrial	Small Industrial	All	PCR	Optimized condenser pressure	Per kWh	RET	3	3	$0.0000060	$0.060	$0.0000069	0	0	0
100	Industrial	Small Industrial	All	PCR	VSD on chiller compressor	Per kWh	RET	15	15	$0.0150000	$0.300	$0.0000343	0	0	0
101	Industrial	Small Industrial	All	PCR	Free cooling	Per kWh	RET	12	12	$0.0048300	$0.210	$0.0000240	0	0	0
102	Industrial	Small Industrial	All	PCR	Improve insulation of refrigeration system	Per kWh	RET	10	10	$0.0018500	$0.050	$0.0000057	0	0	0
103	Industrial	Small Industrial	All	Pumps	High/Premium Efficiency Motors (Pumps)	Per kWh	RET	15	15	$0.0011000	$0.044	$0.0000046	0	0	0
104	Industrial	Small Industrial	All	Pumps	Impeller Trimming (Pump)	Per kWh	RET	20	20	$0.0022500	$0.150	$0.0000171	0	0	0
105	Industrial	Small Industrial	All	Pumps	Optimization of pumping system	Per kWh	RET	15	15	$0.0039150	$0.135	$0.0000160	0	0	0
106	Industrial	Small Industrial	All	Pumps	Premium Efficiency Control with ASDs (Pumps)	Per kWh	RET	15	15	$0.0062000	$0.200	$0.0000228	0	0	0
107	Industrial	Small Industrial	All	Pumps	Preventative Pump Maintenance	Per kWh	RET	3	3	$0.0000050	$0.050	$0.0000057	0	0	0
108	Industrial	Small Industrial	All	Fans	High/Premium Efficiency Motors (Fans)	Per kWh	RET	15	15	$0.0005600	$0.020	$0.0000023	0	0	0
109	Industrial	Small Industrial	All	Fans	Impeller Trimming or Inlet Guide Vanes	Per kWh	RET	3	3	$0.0012000	$0.150	$0.0000171	0	0	0
110	Industrial	Small Industrial	All	HVAC	Optimized duct design to improve efficiency	Per kWh	RET	15	15	$0.0129000	$0.100	$0.0000114	0	0	0
111	Industrial	Small Industrial	All	Fans	Premium efficiency control, with ASD (Fans)	Per kWh	RET	10	10	$0.0090000	$0.200	$0.0000228	0	0	0
112	Industrial	Small Industrial	All	Fans	Synchronous Belts (Fans)	Per kWh	RET	10	10	$0.0000800	$0.020	$0.0000023	0	0	0
113	Industrial	Small Industrial	All	Fans	Preventative Fan Maintenance	Per kWh	RET	3	3	$0.0000050	$0.050	$0.0000057	0	0	0
114	Industrial	Small Industrial	All	Motor - Other Applications	Premium Efficiency Control with ASDs (Other motors)	Per kWh	RET	15	15	$0.0062000	$0.200	$0.0000228	0	0	0
115	Industrial	Small Industrial	All	Motor - Other Applications	High/Premium Efficiency Motors	Per kWh	RET	15	15	$0.0005000	$0.020	$0.0000023	0	0	0
116	Industrial	Small Industrial	All	Motor - Other Applications	Correctly sized motors	Per kWh	RET	15	15	$0.0003200	$0.020	$0.0000023	0	0	0
117	Industrial	Small Industrial	All	Motor - Other Applications	Optimized motor control	Per kWh	RET	15	15	$0.0000500	$0.050	$0.0000057	0	0	0
118	Industrial	Small Industrial	All	Motor - Other Applications	Synchronous Belts	Per kWh	RET	10	10	$0.0000400	$0.020	$0.0000023	0	0	0
119	Industrial	Small Industrial	All	Motor - Other Applications	Preventative Motor Maintenance	Per kWh	RET	3	3	$0.0000050	$0.050	$0.0000057	0	0	0
120	Industrial	Small Industrial	All	Compressors	Premium efficiency ASD compressor	Per kWh	RET	10	10	$0.0151250	$0.125	$0.0000137	0	0	0

MEASURE DESCRIPTION										MEASURE INCREMENTAL SAVINGS PER UNIT					
Measure ID	Sector	Sub-Sector	Building Type	End Use	Measure Name	Measure Unit Name	Retrofit (RET), Replace-on-Burnout (ROB), or New Construction (NEW)	Baseline Unit Lifetime (Years)	Efficient Unit Lifetime (Years)	Total Incremental Cost	Annual kWh Savings	Annual kW Coincident Peak Savings	Annual Gas Savings (Therms)	Annual kWh Increases	Annual kW Coincident Peak Increases
121	Industrial	Small Industrial	All	Compressors	Optimized Distribution System	Per kWh	RET	10	10	$0.0008000	$0.100	$0.0000114	0	0	0
122	Industrial	Small Industrial	All	Compressors	Minimize operating air pressure	Per kWh	RET	1	1	$0.0000200	$0.200	$0.0000228	0	0	0
123	Industrial	Small Industrial	All	Compressors	Optimized sizing of compressor system	Per kWh	RET	20	20	$0.0058000	$0.100	$0.0000114	0	0	0
124	Industrial	Small Industrial	All	Compressors	Optimized sizes of air receiver tanks	Per kWh	RET	10	10	$0.0036000	$0.120	$0.0000137	0	0	0
125	Industrial	Small Industrial	All	Compressors	Use cooler air from outside for make up air	Per kWh	RET	20	20	$0.0000400	$0.040	$0.0000046	0	0	0
126	Industrial	Small Industrial	All	Compressors	Premium Efficiency Air Dryer (compressors)	Per kWh	RET	20	20	$0.0026040	$0.084	$0.0000091	0	0	0
127	Industrial	Small Industrial	All	Compressors	Sequencing Control	Per kWh	RET	5	5	$0.0013000	$0.100	$0.0000114	0	0	0
128	Industrial	Small Industrial	All	Compressors	Eliminate air leaks	Per kWh	RET	3	3	$0.0010500	$0.150	$0.0000171	0	0	0
129	Industrial	Small Industrial	All	Compressors	Synchronous Belts for Air Compressors	Per kWh	RET	10	10	$0.0000400	$0.020	$0.0000023	0	0	0
130	Industrial	Small Industrial	All	Compressors	Replace compressed air use with mechanical or electrical	Per kWh	RET	20	20	$0.0190400	$0.560	$0.0000639	0	0	0
131	Industrial	Small Industrial	All	Compressors	Premium efficiency ASD compressor	Per kWh	RET	10	10	$0.0091250	$0.125	$0.0000137	0	0	0
132	Industrial	Small Industrial	All	Compressors	Compression ratio optimization (gas compressor)	Per kWh	RET	20	20	$0.0001500	$0.150	$0.0000171	0	0	0
133	Industrial	Small Industrial	All	Compressors	Retrofit internal parts of existing centrifugal compressors	Per kWh	RET	20	20	$0.0007500	$0.050	$0.0000057	0	0	0
134	Industrial	Small Industrial	All	Compressors	Gas compressor right sizing	Per kWh	RET	10	10	$0.0057000	$0.100	$0.0000114	0	0	0
135	Industrial	Small Industrial	All	Compressors	Volume pocket adjustments	Per kWh	RET	20	20	$0.0000100	$0.100	$0.0000114	0	0	0
136	Industrial	Small Industrial	All	Compressors	Minimum cylinder clearance	Per kWh	RET	5	5	$0.0003000	$0.100	$0.0000114	0	0	0
137	Industrial	Small Industrial	All	Compressors	Synchronous Belts for Air or Gas Compressors	Per kWh	RET	10	10	$0.0000200	$0.020	$0.0000023	0	0	0
138	Industrial	Small Industrial	All	HVAC	Air Source Heat Pump for Backup Generators	Per kWh	RET	15	15	$0.2652000	$0.680	$0.0000776	0	0	0
139	Industrial	Small Industrial	All	ONPU	High efficiency battery charger (for forklifts)	Per kWh	RET	20	20	$0.0022000	$0.100	$0.0000114	0	0	0
140	Industrial	Small Industrial	All	HVAC	Free cooling	Per kWh	RET	15	15	$0.0084000	$0.525	$0.0000605	0	0	0
141	Industrial	Small Industrial	All	HVAC	Radiant Heaters	Per kWh	RET	20	20	$0.0000000	$0.000	$0.0000000	0	0	0
142	Industrial	Small Industrial	All	HVAC	High efficiency non-packaged HVAC equipment	Per kWh	RET	20	20	$0.6460000	$0.250	$0.0000285	0	0	0
143	Industrial	Small Industrial	All	HVAC	Seasonal Temperature Settings Adjustments	Per kWh	RET	3	3	$0.0000070	$0.070	$0.0000080	0	0	0
144	Industrial	Small Industrial	All	HVAC	High-efficiency rooftop AC with an EER of 13.5	Per kWh	RET	15	15	$0.0102480	$0.168	$0.0000194	0	0	0
145	Industrial	Small Industrial	All	HVAC	Ground Source Heat Pump	Per kWh	RET	20	20	$0.3952500	$0.510	$0.0000582	0	0	0
146	Industrial	Small Industrial	All	HVAC	Ventilation Heat Recovery	Per kWh	RET	20	20	$0.2650000	$0.200	$0.0000228	0	0	0
147	Industrial	Small Industrial	All	HVAC	Automated Temperature Control	Per kWh	RET	25	25	$0.0018200	$0.070	$0.0000080	0	0	0
148	Industrial	Small Industrial	All	HVAC	Reduced Temperature Settings	Per kWh	RET	3	3	$0.0000070	$0.070	$0.0000080	0	0	0
149	Industrial	Small Industrial	All	HVAC	Destratification Fans	Per kWh	RET	20	20	$0.0028800	$0.080	$0.0000091	0	0	0
150	Industrial	Small Industrial	All	HVAC	Warehouse Loading Dock Seals	Per kWh	RET	10	10	$0.0039000	$0.050	$0.0000057	0	0	0
151	Industrial	Small Industrial	All	HVAC	Air Curtains	Per kWh	RET	15	15	$0.0046500	$0.030	$0.0000034	0	0	0
152	Industrial	Small Industrial	All	HVAC	Preventative Packaged HVAC Maintenance	Per kWh	RET	3	3	$0.0000050	$0.050	$0.0000057	0	0	0
153	Industrial	Small Industrial	All	HVAC	Heat Recovery from Processes to Heat Ventilation Make-up Air	Per kWh	RET	15	15	$0.7510500	$0.150	$0.0000171	0	0	0
154	Industrial	Small Industrial	All	FL	High efficiency ballasts for lighting	Per kWh	RET	11	11	$0.0027500	$0.250	$0.0000303	0	0	0
155	Industrial	Small Industrial	All	FL	High Efficiency Light fixtures	Per kWh	RET	16	16	$0.0499500	$0.450	$0.0000545	0	0	0
156	Industrial	Small Industrial	All	FL	Efficient Lighting Design	Per kWh	RET	16	16	$0.0048000	$0.150	$0.0000182	0	0	0
157	Industrial	Small Industrial	All	FL	Lighting controls: on/off timer settings	Per kWh	RET	8	8	$0.0034500	$0.150	$0.0000182	0	0	0
158	Industrial	Small Industrial	All	FL	Lighting controls: occupancy sensors	Per kWh	RET	8	8	$0.0427500	$0.150	$0.0000182	0	0	0
159	Industrial	Small Industrial	All	HVAC	Ventilation Optimization	Per kWh	RET	15	15	$0.0258000	$0.200	$0.0000228	0	0	0
160	Industrial	Small Industrial	All	HVAC	Premium efficiency ventilation control with VSD	Per kWh	RET	10	10	$0.0135000	$0.300	$0.0000343	0	0	0
161	Industrial	Small Industrial	All	HVAC	Demand-Controlled Ventilation	Per kWh	RET	15	15	$0.0516000	$0.200	$0.0000228	0	0	0
162	Industrial	Chlor-alkali	All	OPU/ONPU	Sub-Metering and Interval Metering	Per kWh	RET	15	15	$0.0000050	$0.050	$0.0000057	0	0	0
163	Industrial	Chlor-alkali	All	OPU/ONPU	Integrated control system	Per kWh	RET	10	10	$0.0000080	$0.080	$0.0000091	0	0	0
164	Industrial	Chlor-alkali	All	OPU/ONPU	HE Dry-Type Transformers	Per kWh	RET	30	30	$0.0000010	$0.010	$0.0000011	0	0	0
165	Industrial	Chlor-alkali	All	OPU/ONPU	Advanced water heater controls	Per kWh	RET	20	20	$0.0000600	$0.030	$0.0000034	0	0	0
166	Industrial	Chlor-alkali	All	OPU/ONPU	Process Heat Recovery to Preheat Makeup Water	Per kWh	RET	20	20	$0.0009600	$0.060	$0.0000069	0	0	0
167	Industrial	Chlor-alkali	All	OPU/ONPU	Air Curtains (Oven)	Per kWh	RET	20	20	$0.0031500	$0.150	$0.0000171	0	0	0
168	Industrial	Chlor-alkali	All	OPU/ONPU	Insulation (Oven)	Per kWh	RET	15	15	$0.0005500	$0.050	$0.0000057	0	0	0
169	Industrial	Chlor-alkali	All	OPU/ONPU	Preventative Oven Maintenance	Per kWh	RET	3	3	$0.0000050	$0.050	$0.0000057	0	0	0
170	Industrial	Chlor-alkali	All	OPU/ONPU	Air Curtains (Dryer)	Per kWh	RET	20	20	$0.0003000	$0.150	$0.0000171	0	0	0
171	Industrial	Chlor-alkali	All	OPU/ONPU	Insulation (Dryer)	Per kWh	RET	15	15	$0.0000500	$0.050	$0.0000057	0	0	0
172	Industrial	Chlor-alkali	All	OPU/ONPU	Preventative Dryer Maintenance	Per kWh	RET	3	3	$0.0000050	$0.050	$0.0000057	0	0	0
173	Industrial	Chlor-alkali	All	OPU/ONPU	Preventative Furnace Maintenance	Per kWh	RET	3	3	$0.0000050	$0.050	$0.0000057	0	0	0
174	Industrial	Chlor-alkali	All	OPU/ONPU	Insulation (Furnace)	Per kWh	RET	15	15	$0.0000500	$0.050	$0.0000057	0	0	0
175	Industrial	Chlor-alkali	All	OPU/ONPU	Preventative Kiln Maintenance	Per kWh	RET	3	3	$0.0000050	$0.050	$0.0000057	0	0	0
176	Industrial	Chlor-alkali	All	OPU/ONPU	Insulation (Kiln)	Per kWh	RET	15	15	$0.0000050	$0.050	$0.0000057	0	0	0
177	Industrial	Chlor-alkali	All	OPU/ONPU	High Efficiency Chiller	Per kWh	RET	20	20	$0.0180500	$0.190	$0.0000217	0	0	0
178	Industrial	Chlor-alkali	All	OPU/ONPU	Optimized Distribution System	Per kWh	RET	25	25	$0.0003300	$0.030	$0.0000034	0	0	0
179	Industrial	Chlor-alkali	All	OPU/ONPU	Floating head pressure controls	Per kWh	RET	15	15	$0.0001300	$0.065	$0.0000080	0	0	0
180	Industrial	Chlor-alkali	All	OPU/ONPU	Premium efficiency refrigeration control system	Per kWh	RET	15	15	$0.0117900	$0.090	$0.0000103	0	0	0

MEASURE DESCRIPTION										MEASURE INCREMENTAL SAVINGS PER UNIT					
Measure ID	Sector	Sub-Sector	Building Type	End Use	Measure Name	Measure Unit Name	Retrofit (RET), Replace-on-Burnout (ROB), or New Construction (NEW)	Baseline Unit Lifetime (Years)	Efficient Unit Lifetime (Years)	Total Incremental Cost	Annual kWh Savings	Annual kW Coincident Peak Savings	Annual Gas Savings (Therms)	Annual kWh Increases	Annual kW Coincident Peak Increases
181	Industrial	Chlor-alkali	All	OPU/ONPU	Smart Defrost Controls	Per kWh	RET	16	16	$0.0001000	$0.100	$0.0000114	0	0	0
182	Industrial	Chlor-alkali	All	OPU/ONPU	Doors, Covers and Curtains	Per kWh	RET	5	5	$0.0002800	$0.070	$0.0000080	0	0	0
183	Industrial	Chlor-alkali	All	OPU/ONPU	Optimized chilled water temperature and/or optimized condenser temperature	Per kWh	RET	3	3	$0.0000020	$0.020	$0.0000023	0	0	0
184	Industrial	Chlor-alkali	All	OPU/ONPU	Preventative refrigeration/cooling system maintenance	Per kWh	RET	3	3	$0.0000050	$0.050	$0.0000057	0	0	0
185	Industrial	Chlor-alkali	All	OPU/ONPU	Optimized condenser pressure	Per kWh	RET	3	3	$0.0000060	$0.060	$0.0000069	0	0	0
186	Industrial	Chlor-alkali	All	OPU/ONPU	VSD on chiller compressor	Per kWh	RET	15	15	$0.0102000	$0.300	$0.0000343	0	0	0
187	Industrial	Chlor-alkali	All	OPU/ONPU	Free cooling	Per kWh	RET	12	12	$0.0031500	$0.210	$0.0000240	0	0	0
188	Industrial	Chlor-alkali	All	OPU/ONPU	Improve insulation of refrigeration system	Per kWh	RET	10	10	$0.0012500	$0.050	$0.0000057	0	0	0
189	Industrial	Chlor-alkali	All	OPU/ONPU	High/Premium Efficiency Motors (Pumps)	Per kWh	RET	15	15	$0.0007480	$0.044	$0.0000046	0	0	0
190	Industrial	Chlor-alkali	All	OPU/ONPU	Impeller Trimming (Pump)	Per kWh	RET	20	20	$0.0015000	$0.150	$0.0000171	0	0	0
191	Industrial	Chlor-alkali	All	OPU/ONPU	Optimization of pumping system	Per kWh	RET	15	15	$0.0027000	$0.135	$0.0000160	0	0	0
192	Industrial	Chlor-alkali	All	OPU/ONPU	Premium Efficiency Control with ASDs (Pumps)	Per kWh	RET	15	15	$0.0042000	$0.200	$0.0000228	0	0	0
193	Industrial	Chlor-alkali	All	OPU/ONPU	Preventative Pump Maintenance	Per kWh	RET	3	3	$0.0000050	$0.050	$0.0000057	0	0	0
194	Industrial	Chlor-alkali	All	OPU/ONPU	High/Premium Efficiency Motors (Fans)	Per kWh	RET	15	15	$0.0003800	$0.020	$0.0000023	0	0	0
195	Industrial	Chlor-alkali	All	OPU/ONPU	Impeller Trimming or Inlet Guide Vanes	Per kWh	RET	3	3	$0.0009000	$0.150	$0.0000171	0	0	0
196	Industrial	Chlor-alkali	All	OPU/ONPU	Optimized duct design to improve efficiency	Per kWh	RET	15	15	$0.0086000	$0.100	$0.0000114	0	0	0
197	Industrial	Chlor-alkali	All	OPU/ONPU	Premium efficiency control, with ASD (Fans)	Per kWh	RET	10	10	$0.0060000	$0.200	$0.0000228	0	0	0
198	Industrial	Chlor-alkali	All	OPU/ONPU	Synchronous Belts (Fans)	Per kWh	RET	10	10	$0.0000600	$0.020	$0.0000023	0	0	0
199	Industrial	Chlor-alkali	All	OPU/ONPU	Preventative Fan Maintenance	Per kWh	RET	3	3	$0.0000050	$0.050	$0.0000057	0	0	0
200	Industrial	Chlor-alkali	All	OPU/ONPU	Premium Efficiency Control with ASDs (Other motors)	Per kWh	RET	15	15	$0.0042000	$0.200	$0.0000228	0	0	0
201	Industrial	Chlor-alkali	All	OPU/ONPU	High/Premium Efficiency Motors	Per kWh	RET	15	15	$0.0003400	$0.020	$0.0000023	0	0	0
202	Industrial	Chlor-alkali	All	OPU/ONPU	Correctly sized motors	Per kWh	RET	15	15	$0.0002200	$0.020	$0.0000023	0	0	0
203	Industrial	Chlor-alkali	All	OPU/ONPU	Optimized motor control	Per kWh	RET	15	15	$0.0000500	$0.050	$0.0000057	0	0	0
204	Industrial	Chlor-alkali	All	OPU/ONPU	Synchronous Belts	Per kWh	RET	10	10	$0.0000200	$0.020	$0.0000023	0	0	0
205	Industrial	Chlor-alkali	All	OPU/ONPU	Preventative Motor Maintenance	Per kWh	RET	3	3	$0.0000050	$0.050	$0.0000057	0	0	0
206	Industrial	Chlor-alkali	All	OPU/ONPU	Premium efficiency ASD compressor	Per kWh	RET	10	10	$0.0101250	$0.125	$0.0000148	0	0	0
207	Industrial	Chlor-alkali	All	OPU/ONPU	Optimized Distribution System	Per kWh	RET	10	10	$0.0006000	$0.100	$0.0000114	0	0	0
208	Industrial	Chlor-alkali	All	OPU/ONPU	Minimize operating air pressure	Per kWh	RET	1	1	$0.0000200	$0.200	$0.0000228	0	0	0
209	Industrial	Chlor-alkali	All	OPU/ONPU	Optimized sizing of compressor system	Per kWh	RET	20	20	$0.0039000	$0.100	$0.0000114	0	0	0
210	Industrial	Chlor-alkali	All	OPU/ONPU	Optimized sizes of air receiver tanks	Per kWh	RET	10	10	$0.0024000	$0.120	$0.0000137	0	0	0
211	Industrial	Chlor-alkali	All	OPU/ONPU	Use cooler air from outside for make up air	Per kWh	RET	20	20	$0.0000040	$0.040	$0.0000046	0	0	0
212	Industrial	Chlor-alkali	All	OPU/ONPU	Premium Efficiency Air Dryer (compressors)	Per kWh	RET	20	20	$0.0017640	$0.084	$0.0000091	0	0	0
213	Industrial	Chlor-alkali	All	OPU/ONPU	Sequencing Control	Per kWh	RET	5	5	$0.0008000	$0.100	$0.0000114	0	0	0
214	Industrial	Chlor-alkali	All	OPU/ONPU	Eliminate air leaks	Per kWh	RET	3	3	$0.0007500	$0.150	$0.0000171	0	0	0
215	Industrial	Chlor-alkali	All	OPU/ONPU	Synchronous Belts for Air Compressors	Per kWh	RET	10	10	$0.0000200	$0.020	$0.0000023	0	0	0
216	Industrial	Chlor-alkali	All	OPU/ONPU	Replace compressed air use with mechanical or electrical	Per kWh	RET	20	20	$0.0123200	$0.560	$0.0000639	0	0	0
217	Industrial	Chlor-alkali	All	OPU/ONPU	Premium efficiency ASD compressor	Per kWh	RET	10	10	$0.0061250	$0.125	$0.0000148	0	0	0
218	Industrial	Chlor-alkali	All	OPU/ONPU	Compression ratio optimization (gas compressor)	Per kWh	RET	20	20	$0.0001500	$0.150	$0.0000171	0	0	0
219	Industrial	Chlor-alkali	All	OPU/ONPU	Retrofit internal parts of existing centrifugal compressors	Per kWh	RET	20	20	$0.0005000	$0.050	$0.0000057	0	0	0
220	Industrial	Chlor-alkali	All	OPU/ONPU	Gas compressor right sizing	Per kWh	RET	10	10	$0.0038000	$0.100	$0.0000114	0	0	0
221	Industrial	Chlor-alkali	All	OPU/ONPU	Volume pocket adjustments	Per kWh	RET	20	20	$0.0000100	$0.100	$0.0000114	0	0	0
222	Industrial	Chlor-alkali	All	OPU/ONPU	Minimum cylinder clearance	Per kWh	RET	5	5	$0.0002000	$0.100	$0.0000114	0	0	0
223	Industrial	Chlor-alkali	All	OPU/ONPU	Synchronous Belts for Air or Gas Compressors	Per kWh	RET	10	10	$0.0000200	$0.020	$0.0000023	0	0	0
224	Industrial	Chlor-alkali	All	OPU/ONPU	Air Source Heat Pump for Backup Generators	Per kWh	RET	15	15	$0.1768000	$0.680	$0.0000776	0	0	0
225	Industrial	Chlor-alkali	All	OPU/ONPU	High efficiency battery charger (for forklifts)	Per kWh	RET	20	20	$0.0014000	$0.100	$0.0000114	0	0	0
226	Industrial	Chlor-alkali	All	OPU/ONPU	Free cooling	Per kWh	RET	15	15	$0.0057750	$0.525	$0.0000605	0	0	0
227	Industrial	Chlor-alkali	All	OPU/ONPU	Radiant Heaters	Per kWh	RET	20	20	$0.0000000	$0.000	$0.0000000	0	0	0
228	Industrial	Chlor-alkali	All	OPU/ONPU	High efficiency non-packaged HVAC equipment	Per kWh	RET	20	20	$0.4310000	$0.250	$0.0000285	0	0	0
229	Industrial	Chlor-alkali	All	OPU/ONPU	Seasonal Temperature Settings Adjustments	Per kWh	RET	3	3	$0.0000070	$0.070	$0.0000080	0	0	0
230	Industrial	Chlor-alkali	All	OPU/ONPU	High-efficiency rooftop AC with an EER of 13.5	Per kWh	RET	15	15	$0.0067200	$0.168	$0.0000194	0	0	0
231	Industrial	Chlor-alkali	All	OPU/ONPU	Ground Source Heat Pump	Per kWh	RET	20	20	$0.2460920	$0.476	$0.0000548	0	0	0
232	Industrial	Chlor-alkali	All	OPU/ONPU	Ventilation Heat Recovery	Per kWh	RET	20	20	$0.1768000	$0.200	$0.0000228	0	0	0
233	Industrial	Chlor-alkali	All	OPU/ONPU	Automated Temperature Control	Per kWh	RET	25	25	$0.0011900	$0.070	$0.0000080	0	0	0
234	Industrial	Chlor-alkali	All	OPU/ONPU	Reduced Temperature Settings	Per kWh	RET	3	3	$0.0000070	$0.070	$0.0000080	0	0	0
235	Industrial	Chlor-alkali	All	OPU/ONPU	Destratification Fans	Per kWh	RET	20	20	$0.0019200	$0.080	$0.0000091	0	0	0
236	Industrial	Chlor-alkali	All	OPU/ONPU	Warehouse Loading Dock Seals	Per kWh	RET	10	10	$0.0026000	$0.050	$0.0000057	0	0	0
237	Industrial	Chlor-alkali	All	OPU/ONPU	Air Curtains	Per kWh	RET	15	15	$0.0030900	$0.030	$0.0000034	0	0	0
238	Industrial	Chlor-alkali	All	OPU/ONPU	Preventative Packaged HVAC Maintenance	Per kWh	RET	3	3	$0.0000050	$0.050	$0.0000057	0	0	0
239	Industrial	Chlor-alkali	All	OPU/ONPU	Heat Recovery from Processes to Heat Ventilation Make-up Air	Per kWh	RET	15	15	$0.5011500	$0.150	$0.0000171	0	0	0
240	Industrial	Chlor-alkali	All	OPU/ONPU	High efficiency ballasts for lighting	Per kWh	RET	11	11	$0.0020000	$0.250	$0.0000309	0	0	0

MEASURE DESCRIPTION										MEASURE INCREMENTAL SAVINGS PER UNIT					
Measure ID	Sector	Sub-Sector	Building Type	End Use	Measure Name	Measure Unit Name	Retrofit (RET), Replace-on-Burnout (ROB), or New Construction (NEW)	Baseline Unit Lifetime (Years)	Efficient Unit Lifetime (Years)	Total Incremental Cost	Annual kWh Savings	Annual kW Coincident Peak Savings	Annual Gas Savings (Therms)	Annual kWh Increases	Annual kW Coincident Peak Increases
241	Industrial	Chlor-alkali	All	OPU/ONPU	High Efficiency Light fixtures	Per kWh	RET	16	16	$0.0333000	$0.450	$0.0000555	0	0	0
242	Industrial	Chlor-alkali	All	OPU/ONPU	Efficient Lighting Design	Per kWh	RET	16	16	$0.0033000	$0.150	$0.0000185	0	0	0
243	Industrial	Chlor-alkali	All	OPU/ONPU	Lighting controls: on/off timer settings	Per kWh	RET	8	8	$0.0024000	$0.150	$0.0000185	0	0	0
244	Industrial	Chlor-alkali	All	OPU/ONPU	Lighting controls: occupancy sensors	Per kWh	RET	8	8	$0.0285000	$0.150	$0.0000185	0	0	0
245	Industrial	Chlor-alkali	All	OPU/ONPU	Ventilation Optimization	Per kWh	RET	15	15	$0.0172000	$0.200	$0.0000228	0	0	0
246	Industrial	Chlor-alkali	All	OPU/ONPU	Premium efficiency ventilation control with VSD	Per kWh	RET	10	10	$0.0090000	$0.300	$0.0000343	0	0	0
247	Industrial	Chlor-alkali	All	OPU/ONPU	Demand-Controlled Ventilation	Per kWh	RET	15	15	$0.0344000	$0.200	$0.0000228	0	0	0
248	Industrial	Pulp & Paper	All	Machine Drive	Sub-Metering and Interval Metering	Per kWh	RET	15	15	$0.0000050	$0.050	$0.0000057	0	0	0
249	Industrial	Pulp & Paper	All	Machine Drive	Integrated control system	Per kWh	RET	10	10	$0.0000080	$0.080	$0.0000091	0	0	0
250	Industrial	Pulp & Paper	All	ONPU	HE Dry-Type Transformers	Per kWh	RET	30	30	$0.0000010	$0.010	$0.0000011	0	0	0
251	Industrial	Pulp & Paper	All	ONPU	Advanced water heater controls	Per kWh	RET	20	20	$0.0000600	$0.030	$0.0000034	0	0	0
252	Industrial	Pulp & Paper	All	ONPU	Process Heat Recovery to Preheat Makeup Water	Per kWh	RET	20	20	$0.0009600	$0.060	$0.0000069	0	0	0
253	Industrial	Pulp & Paper	All	ONPU	Air Curtains (Oven)	Per kWh	RET	20	20	$0.0031500	$0.150	$0.0000171	0	0	0
254	Industrial	Pulp & Paper	All	ONPU	Insulation (Oven)	Per kWh	RET	15	15	$0.0005500	$0.050	$0.0000057	0	0	0
255	Industrial	Pulp & Paper	All	ONPU	Preventative Oven Maintenance	Per kWh	RET	3	3	$0.0000050	$0.050	$0.0000057	0	0	0
256	Industrial	Pulp & Paper	All	ONPU	Air Curtains (Dryer)	Per kWh	RET	20	20	$0.0003000	$0.150	$0.0000171	0	0	0
257	Industrial	Pulp & Paper	All	ONPU	Insulation (Dryer)	Per kWh	RET	15	15	$0.0000500	$0.050	$0.0000057	0	0	0
258	Industrial	Pulp & Paper	All	ONPU	Preventative Dryer Maintenance	Per kWh	RET	3	3	$0.0000050	$0.050	$0.0000057	0	0	0
259	Industrial	Pulp & Paper	All	ONPU	Preventative Furnace Maintenance	Per kWh	RET	3	3	$0.0000050	$0.050	$0.0000057	0	0	0
260	Industrial	Pulp & Paper	All	ONPU	Insulation (Furnace)	Per kWh	RET	15	15	$0.0000500	$0.050	$0.0000057	0	0	0
261	Industrial	Pulp & Paper	All	ONPU	Preventative Kiln Maintenance	Per kWh	RET	3	3	$0.0000050	$0.050	$0.0000057	0	0	0
262	Industrial	Pulp & Paper	All	ONPU	Insulation (Kiln)	Per kWh	RET	15	15	$0.0000050	$0.050	$0.0000057	0	0	0
263	Industrial	Pulp & Paper	All	ONPU	High Efficiency Chiller	Per kWh	RET	20	20	$0.0180500	$0.190	$0.0000217	0	0	0
264	Industrial	Pulp & Paper	All	ONPU	Optimized Distribution System	Per kWh	RET	25	25	$0.0003300	$0.030	$0.0000034	0	0	0
265	Industrial	Pulp & Paper	All	ONPU	Floating head pressure controls	Per kWh	RET	15	15	$0.0001300	$0.065	$0.0000080	0	0	0
266	Industrial	Pulp & Paper	All	ONPU	Premium efficiency refrigeration control system	Per kWh	RET	15	15	$0.0117900	$0.090	$0.0000103	0	0	0
267	Industrial	Pulp & Paper	All	ONPU	Smart Defrost Controls	Per kWh	RET	16	16	$0.0001000	$0.100	$0.0000114	0	0	0
268	Industrial	Pulp & Paper	All	ONPU	Doors, Covers and Curtains	Per kWh	RET	5	5	$0.0002800	$0.070	$0.0000080	0	0	0
269	Industrial	Pulp & Paper	All	ONPU	Optimized chilled water temperature and/or optimized condenser temperature	Per kWh	RET	3	3	$0.0000021	$0.021	$0.0000023	0	0	0
270	Industrial	Pulp & Paper	All	ONPU	Preventative refrigeration/cooling system maintenance	Per kWh	RET	3	3	$0.0000050	$0.050	$0.0000057	0	0	0
271	Industrial	Pulp & Paper	All	ONPU	Optimized condenser pressure	Per kWh	RET	3	3	$0.0000060	$0.060	$0.0000069	0	0	0
272	Industrial	Pulp & Paper	All	ONPU	VSD on chiller compressor	Per kWh	RET	15	15	$0.0102000	$0.300	$0.0000343	0	0	0
273	Industrial	Pulp & Paper	All	ONPU	Free cooling	Per kWh	RET	12	12	$0.0031500	$0.210	$0.0000240	0	0	0
274	Industrial	Pulp & Paper	All	ONPU	Improve insulation of refrigeration system	Per kWh	RET	10	10	$0.0012500	$0.050	$0.0000057	0	0	0
275	Industrial	Pulp & Paper	All	Pumps	High/Premium Efficiency Motors (Pumps)	Per kWh	RET	15	15	$0.0007480	$0.044	$0.0000046	0	0	0
276	Industrial	Pulp & Paper	All	Pumps	Impeller Trimming (Pump)	Per kWh	RET	20	20	$0.0015000	$0.150	$0.0000171	0	0	0
277	Industrial	Pulp & Paper	All	Pumps	Optimization of pumping system	Per kWh	RET	15	15	$0.0027000	$0.135	$0.0000160	0	0	0
278	Industrial	Pulp & Paper	All	Pumps	Premium Efficiency Control with ASDs (Pumps)	Per kWh	RET	15	15	$0.0042000	$0.200	$0.0000228	0	0	0
279	Industrial	Pulp & Paper	All	Pumps	Preventative Pump Maintenance	Per kWh	RET	3	3	$0.0000050	$0.050	$0.0000057	0	0	0
280	Industrial	Pulp & Paper	All	Fans	High/Premium Efficiency Motors (Fans)	Per kWh	RET	15	15	$0.0003800	$0.020	$0.0000023	0	0	0
281	Industrial	Pulp & Paper	All	Fans	Impeller Trimming or Inlet Guide Vanes	Per kWh	RET	3	3	$0.0009000	$0.150	$0.0000171	0	0	0
282	Industrial	Pulp & Paper	All	HVAC	Optimized duct design to improve efficiency	Per kWh	RET	15	15	$0.0086000	$0.100	$0.0000114	0	0	0
283	Industrial	Pulp & Paper	All	Fans	Premium efficiency control, with ASD (Fans)	Per kWh	RET	10	10	$0.0060000	$0.200	$0.0000228	0	0	0
284	Industrial	Pulp & Paper	All	Fans	Synchronous Belts (Fans)	Per kWh	RET	10	10	$0.0000600	$0.020	$0.0000023	0	0	0
285	Industrial	Pulp & Paper	All	Fans	Preventative Fan Maintenance	Per kWh	RET	3	3	$0.0000050	$0.050	$0.0000057	0	0	0
286	Industrial	Pulp & Paper	All	Motor - Other Applications	Premium Efficiency Control with ASDs (Other motors)	Per kWh	RET	15	15	$0.0042000	$0.200	$0.0000228	0	0	0
287	Industrial	Pulp & Paper	All	Motor - Other Applications	High/Premium Efficiency Motors	Per kWh	RET	15	15	$0.0003400	$0.020	$0.0000023	0	0	0
288	Industrial	Pulp & Paper	All	Motor - Other Applications	Correctly sized motors	Per kWh	RET	15	15	$0.0002200	$0.020	$0.0000023	0	0	0
289	Industrial	Pulp & Paper	All	Motor - Other Applications	Optimized motor control	Per kWh	RET	15	15	$0.0000500	$0.050	$0.0000057	0	0	0
290	Industrial	Pulp & Paper	All	Motor - Other Applications	Synchronous Belts	Per kWh	RET	10	10	$0.0000200	$0.020	$0.0000023	0	0	0
291	Industrial	Pulp & Paper	All	Motor - Other Applications	Preventative Motor Maintenance	Per kWh	RET	3	3	$0.0000050	$0.050	$0.0000057	0	0	0
292	Industrial	Pulp & Paper	All	Compressors	Premium efficiency ASD compressor	Per kWh	RET	10	10	$0.0101250	$0.125	$0.0000148	0	0	0
293	Industrial	Pulp & Paper	All	Compressors	Optimized Distribution System	Per kWh	RET	10	10	$0.0006000	$0.100	$0.0000114	0	0	0
294	Industrial	Pulp & Paper	All	Compressors	Minimize operating air pressure	Per kWh	RET	1	1	$0.0000200	$0.200	$0.0000228	0	0	0
295	Industrial	Pulp & Paper	All	Compressors	Optimized sizing of compressor system	Per kWh	RET	20	20	$0.0039000	$0.100	$0.0000114	0	0	0
296	Industrial	Pulp & Paper	All	Compressors	Optimized sizes of air receiver tanks	Per kWh	RET	10	10	$0.0024000	$0.120	$0.0000137	0	0	0
297	Industrial	Pulp & Paper	All	Compressors	Use cooler air from outside for make up air	Per kWh	RET	20	20	$0.0000040	$0.040	$0.0000046	0	0	0
298	Industrial	Pulp & Paper	All	Compressors	Premium Efficiency Air Dryer (compressors)	Per kWh	RET	20	20	$0.0017640	$0.084	$0.0000091	0	0	0
299	Industrial	Pulp & Paper	All	Compressors	Sequencing Control	Per kWh	RET	5	5	$0.0008000	$0.100	$0.0000114	0	0	0
300	Industrial	Pulp & Paper	All	Compressors	Eliminate air leaks	Per kWh	RET	3	3	$0.0007500	$0.150	$0.0000171	0	0	0

MEASURE DESCRIPTION										MEASURE INCREMENTAL SAVINGS PER UNIT					
Measure ID	Sector	Sub-Sector	Building Type	End Use	Measure Name	Measure Unit Name	Retrofit (RET), Replace-on-Burnout (ROB), or New Construction (NEW)	Baseline Unit Lifetime (Years)	Efficient Unit Lifetime (Years)	Total Incremental Cost	Annual kWh Savings	Annual kW Coincident Peak Savings	Annual Gas Savings (Therms)	Annual kWh Increases	Annual kW Coincident Peak Increases
301	Industrial	Pulp & Paper	All	Compressors	Synchronous Belts for Air Compressors	Per kWh	RET	10	10	$0.0000200	$0.020	$0.0000023	0	0	0
302	Industrial	Pulp & Paper	All	Compressors	Replace compressed air use with mechanical or electrical	Per kWh	RET	20	20	$0.0123200	$0.560	$0.0000639	0	0	0
303	Industrial	Pulp & Paper	All	Compressors	Premium efficiency ASD compressor	Per kWh	RET	10	10	$0.0061250	$0.125	$0.0000148	0	0	0
304	Industrial	Pulp & Paper	All	Compressors	Compression ratio optimization (gas compressor)	Per kWh	RET	20	20	$0.0001500	$0.150	$0.0000171	0	0	0
305	Industrial	Pulp & Paper	All	Compressors	Retrofit internal parts of existing centrifugal compressors	Per kWh	RET	20	20	$0.0005000	$0.050	$0.0000057	0	0	0
306	Industrial	Pulp & Paper	All	Compressors	Gas compressor right sizing	Per kWh	RET	10	10	$0.0038000	$0.100	$0.0000114	0	0	0
307	Industrial	Pulp & Paper	All	Compressors	Volume pocket adjustments	Per kWh	RET	20	20	$0.0000100	$0.100	$0.0000114	0	0	0
308	Industrial	Pulp & Paper	All	Compressors	Minimum cylinder clearance	Per kWh	RET	5	5	$0.0002000	$0.100	$0.0000114	0	0	0
309	Industrial	Pulp & Paper	All	Compressors	Synchronous Belts for Air or Gas Compressors	Per kWh	RET	10	10	$0.0000200	$0.020	$0.0000023	0	0	0
310	Industrial	Pulp & Paper	All	ONPU	Air Source Heat Pump for Backup Generators	Per kWh	RET	15	15	$0.1768000	$0.680	$0.0000776	0	0	0
311	Industrial	Pulp & Paper	All	ONPU	High efficiency battery charger (for forklifts)	Per kWh	RET	20	20	$0.0014000	$0.100	$0.0000114	0	0	0
312	Industrial	Pulp & Paper	All	ONPU	Free cooling	Per kWh	RET	15	15	$0.0057750	$0.525	$0.0000605	0	0	0
313	Industrial	Pulp & Paper	All	ONPU	Radiant Heaters	Per kWh	RET	20	20	$0.0000000	$0.000	$0.0000000	0	0	0
314	Industrial	Pulp & Paper	All	ONPU	High efficiency non-packaged HVAC equipment	Per kWh	RET	20	20	$0.4310000	$0.250	$0.0000285	0	0	0
315	Industrial	Pulp & Paper	All	ONPU	Seasonal Temperature Settings Adjustments	Per kWh	RET	3	3	$0.0000070	$0.070	$0.0000080	0	0	0
316	Industrial	Pulp & Paper	All	ONPU	High-efficiency rooftop AC with an EER of 13.5	Per kWh	RET	15	15	$0.0096000	$0.240	$0.0000274	0	0	0
317	Industrial	Pulp & Paper	All	ONPU	Ground Source Heat Pump	Per kWh	RET	20	20	$0.2460920	$0.476	$0.0000548	0	0	0
318	Industrial	Pulp & Paper	All	ONPU	Ventilation Heat Recovery	Per kWh	RET	20	20	$0.1768000	$0.200	$0.0000228	0	0	0
319	Industrial	Pulp & Paper	All	ONPU	Automated Temperature Control	Per kWh	RET	25	25	$0.0011900	$0.070	$0.0000080	0	0	0
320	Industrial	Pulp & Paper	All	ONPU	Reduced Temperature Settings	Per kWh	RET	3	3	$0.0000070	$0.070	$0.0000080	0	0	0
321	Industrial	Pulp & Paper	All	ONPU	Destratification Fans	Per kWh	RET	20	20	$0.0019200	$0.080	$0.0000091	0	0	0
322	Industrial	Pulp & Paper	All	ONPU	Warehouse Loading Dock Seals	Per kWh	RET	10	10	$0.0026000	$0.050	$0.0000057	0	0	0
323	Industrial	Pulp & Paper	All	ONPU	Air Curtains	Per kWh	RET	15	15	$0.0030900	$0.030	$0.0000034	0	0	0
324	Industrial	Pulp & Paper	All	ONPU	Preventative Packaged HVAC Maintenance	Per kWh	RET	3	3	$0.0000050	$0.050	$0.0000057	0	0	0
325	Industrial	Pulp & Paper	All	ONPU	Heat Recovery from Processes to Heat Ventilation Make-up Air	Per kWh	RET	15	15	$0.5011500	$0.150	$0.0000171	0	0	0
326	Industrial	Pulp & Paper	All	ONPU	High efficiency ballasts for lighting	Per kWh	RET	11	11	$0.0020000	$0.250	$0.0000309	0	0	0
327	Industrial	Pulp & Paper	All	ONPU	High Efficiency Light fixtures	Per kWh	RET	16	16	$0.0333000	$0.450	$0.0000555	0	0	0
328	Industrial	Pulp & Paper	All	ONPU	Efficient Lighting Design	Per kWh	RET	16	16	$0.0033000	$0.150	$0.0000185	0	0	0
329	Industrial	Pulp & Paper	All	ONPU	Lighting controls: on/off timer settings	Per kWh	RET	8	8	$0.0024000	$0.150	$0.0000185	0	0	0
330	Industrial	Pulp & Paper	All	ONPU	Lighting controls: occupancy sensors	Per kWh	RET	8	8	$0.0285000	$0.150	$0.0000185	0	0	0
331	Industrial	Pulp & Paper	All	ONPU	Ventilation Optimization	Per kWh	RET	15	15	$0.0172000	$0.200	$0.0000228	0	0	0
332	Industrial	Pulp & Paper	All	ONPU	Premium efficiency ventilation control with VSD	Per kWh	RET	10	10	$0.0090000	$0.300	$0.0000343	0	0	0
333	Industrial	Pulp & Paper	All	ONPU	Demand-Controlled Ventilation	Per kWh	RET	15	15	$0.0344000	$0.200	$0.0000228	0	0	0
334	Industrial	Other - Combined	All	Motor - Other Applications	Operations and maintenance	Per kWh	RET	3	3	$0.0000500	$0.050	$0.0000057	0	0	0
335	Industrial	Other - Combined	All	Motor - Other Applications	Match Motor Size to Load	Per kWh	RET	15	15	$0.0001320	$0.012	$0.0000011	0	0	0
336	Industrial	Other - Combined	All	Motor - Other Applications	Motor Efficiency Upgrade	Per kWh	RET	15	15	$0.0003400	$0.020	$0.0000023	0	0	0
337	Industrial	Other - Combined	All	Motor - Other Applications	Variable Speed Drives	Per kWh	RET	15	15	$0.0008000	$0.200	$0.0000228	0	0	0
338	Industrial	Other - Combined	All	Pumps	Reduce Overall System Requirements	Per kWh	RET	3	3	$0.0003000	$0.100	$0.0000114	0	0	0
339	Industrial	Other - Combined	All	Pumps	Match Pump Size to Load	Per kWh	RET	15	15	$0.0030000	$0.200	$0.0000228	0	0	0
340	Industrial	Other - Combined	All	Pumps	Reduce or Control Pump Speed	Per kWh	RET	15	15	$0.0042000	$0.300	$0.0000343	0	0	0
341	Industrial	Other - Combined	All	Pumps	Improve Pump Components	Per kWh	RET	15	15	$0.0009000	$0.050	$0.0000057	0	0	0
342	Industrial	Other - Combined	All	Pumps	Operation and Maintenance	Per kWh	RET	3	3	$0.0000200	$0.020	$0.0000023	0	0	0
343	Industrial	Other - Combined	All	Compressors	Reduce Overall System Requirements	Per kWh	RET	15	15	$0.0006000	$0.200	$0.0000228	0	0	0
344	Industrial	Other - Combined	All	Compressors	Match Compressor Size to Load	Per kWh	RET	15	15	$0.0005700	$0.030	$0.0000034	0	0	0
345	Industrial	Other - Combined	All	Compressors	Compressor Control	Per kWh	RET	15	15	$0.0006000	$0.100	$0.0000114	0	0	0
346	Industrial	Other - Combined	All	Compressors	Improve Compressor Components	Per kWh	RET	15	15	$0.0012000	$0.050	$0.0000057	0	0	0
347	Industrial	Other - Combined	All	Compressors	Operation and Maintenance	Per kWh	RET	3	3	$0.0001000	$0.100	$0.0000114	0	0	0
348	Industrial	Other - Combined	All	Fans	Reduce Overall System Requirements	Per kWh	RET	15	15	$0.0006000	$0.100	$0.0000114	0	0	0
349	Industrial	Other - Combined	All	Fans	Reduce or Control Fan Speed	Per kWh	RET	15	15	$0.0022000	$0.200	$0.0000228	0	0	0
350	Industrial	Other - Combined	All	Fans	Improve Fan Components	Per kWh	RET	15	15	$0.0011000	$0.050	$0.0000057	0	0	0
351	Industrial	Other - Combined	All	Fans	Operation and Maintenance	Per kWh	RET	3	3	$0.0000400	$0.020	$0.0000023	0	0	0
352	Industrial	Other - Combined	All	HVAC	Optimized Duct Design to Improve Efficiency	Per kWh	RET	15	15	$0.0086000	$0.100	$0.0000114	0	0	0
353	Industrial	Other - Combined	All	PH	Advanced Water Heater Controls	Per kWh	RET	20	20	$0.0000600	$0.030	$0.0000034	0	0	0
354	Industrial	Other - Combined	All	PH	Process Heat Recovery to Preheat Makeup Water	Per kWh	RET	20	20	$0.0009600	$0.060	$0.0000069	0	0	0
355	Industrial	Other - Combined	All	PH	Air Curtains (Oven)	Per kWh	RET	20	20	$0.0031500	$0.150	$0.0000171	0	0	0
356	Industrial	Other - Combined	All	PH	Insulation (Oven)	Per kWh	RET	15	15	$0.0005500	$0.050	$0.0000057	0	0	0
357	Industrial	Other - Combined	All	PH	Preventative Oven Maintenance	Per kWh	RET	3	3	$0.0000050	$0.050	$0.0000057	0	0	0
358	Industrial	Other - Combined	All	PH	Air Curtains (Dryer)	Per kWh	RET	20	20	$0.0003000	$0.150	$0.0000171	0	0	0
359	Industrial	Other - Combined	All	PH	Insulation (Dryer)	Per kWh	RET	15	15	$0.0000500	$0.050	$0.0000057	0	0	0
360	Industrial	Other - Combined	All	PH	Preventative Dryer Maintenance	Per kWh	RET	3	3	$0.0000050	$0.050	$0.0000057	0	0	0

MEASURE DESCRIPTION										MEASURE INCREMENTAL SAVINGS PER UNIT					
Measure ID	Sector	Sub-Sector	Building Type	End Use	Measure Name	Measure Unit Name	Retrofit (RET), Replace-on-Burnout (ROB), or New Construction (NEW)	Baseline Unit Lifetime (Years)	Efficient Unit Lifetime (Years)	Total Incremental Cost	Annual kWh Savings	Annual kW Coincident Peak Savings	Annual Gas Savings (Therms)	Annual kWh Increases	Annual kW Coincident Peak Increases
361	Industrial	Other - Combined	All	PH	Optimized Distribution System	Per kWh	RET	25	25	$0.0003300	$0.030	$0.0000034	0	0	0
362	Industrial	Other - Combined	All	PCR	High Efficiency Chiller	Per kWh	RET	20	20	$0.0180500	$0.190	$0.0000217	0	0	0
363	Industrial	Other - Combined	All	PCR	Floating head pressure controls	Per kWh	RET	15	15	$0.0001300	$0.065	$0.0000080	0	0	0
364	Industrial	Other - Combined	All	PCR	Premium Efficiency Refrigeration Control System	Per kWh	RET	15	15	$0.0117900	$0.090	$0.0000103	0	0	0
365	Industrial	Other - Combined	All	PCR	Smart Defrost Controls	Per kWh	RET	16	16	$0.0001000	$0.100	$0.0000114	0	0	0
366	Industrial	Other - Combined	All	PCR	Doors, Covers and Curtains	Per kWh	RET	5	5	$0.0002800	$0.070	$0.0000080	0	0	0
367	Industrial	Other - Combined	All	PCR	Optimized chilled water temperature and/or optimized condenser temperature	Per kWh	RET	3	3	$0.0000020	$0.020	$0.0000023	0	0	0
368	Industrial	Other - Combined	All	PCR	Preventative Refrigeration/cooling System Maintenance	Per kWh	RET	3	3	$0.0000050	$0.050	$0.0000057	0	0	0
369	Industrial	Other - Combined	All	PCR	Optimized condenser pressure	Per kWh	RET	3	3	$0.0000060	$0.060	$0.0000069	0	0	0
370	Industrial	Other - Combined	All	PCR	Free cooling	Per kWh	RET	12	12	$0.0045000	$0.300	$0.0000343	0	0	0
371	Industrial	Other - Combined	All	PCR	Improve Insulation of Refrigeration System	Per kWh	RET	10	10	$0.0012500	$0.050	$0.0000057	0	0	0
372	Industrial	Other - Combined	All	ONPU	HE Dry-Type Transformers	Per kWh	RET	30	30	$0.0000010	$0.010	$0.0000011	0	0	0
373	Industrial	Other - Combined	All	HVAC	Air Source Heat Pump for Backup Generators	Per kWh	RET	15	15	$0.1768000	$0.680	$0.0000776	0	0	0
374	Industrial	Other - Combined	All	ONPU	High efficiency battery charger (for forklifts)	Per kWh	RET	20	20	$0.0014000	$0.100	$0.0000114	0	0	0
375	Industrial	Other - Combined	All	HVAC	Radiant Heaters	Per kWh	RET	20	20	$0.0000000	$0.000	$0.0000000	0	0	0
376	Industrial	Other - Combined	All	HVAC	High efficiency non-packaged HVAC equipment	Per kWh	RET	20	20	$0.4310000	$0.250	$0.0000285	0	0	0
377	Industrial	Other - Combined	All	HVAC	Seasonal Temperature Settings Adjustments	Per kWh	RET	3	3	$0.0000070	$0.070	$0.0000080	0	0	0
378	Industrial	Other - Combined	All	HVAC	High-efficiency rooftop AC with an EER of 13.5	Per kWh	RET	15	15	$0.0067200	$0.168	$0.0000194	0	0	0
379	Industrial	Other - Combined	All	HVAC	Ground Source Heat Pump	Per kWh	RET	20	20	$0.2636700	$0.510	$0.0000582	0	0	0
380	Industrial	Other - Combined	All	HVAC	Ventilation Heat Recovery	Per kWh	RET	20	20	$0.1768000	$0.200	$0.0000228	0	0	0
381	Industrial	Other - Combined	All	HVAC	Automated Temperature Control	Per kWh	RET	25	25	$0.0011900	$0.070	$0.0000080	0	0	0
382	Industrial	Other - Combined	All	HVAC	Reduced Temperature Settings	Per kWh	RET	3	3	$0.0000070	$0.070	$0.0000080	0	0	0
383	Industrial	Other - Combined	All	HVAC	Destratification Fans	Per kWh	RET	20	20	$0.0019200	$0.080	$0.0000091	0	0	0
384	Industrial	Other - Combined	All	HVAC	Warehouse Loading Dock Seals	Per kWh	RET	10	10	$0.0026000	$0.050	$0.0000057	0	0	0
385	Industrial	Other - Combined	All	HVAC	Preventative Packaged HVAC Maintenance	Per kWh	RET	3	3	$0.0000050	$0.050	$0.0000057	0	0	0
386	Industrial	Other - Combined	All	HVAC	Heat Recovery from Processes to Heat Ventilation Make-up Air	Per kWh	RET	15	15	$0.5011500	$0.150	$0.0000171	0	0	0
387	Industrial	Other - Combined	All	FL	High efficiency ballasts for lighting	Per kWh	RET	11	11	$0.0020000	$0.250	$0.0000309	0	0	0
388	Industrial	Other - Combined	All	FL	High Efficiency Light fixtures	Per kWh	RET	16	16	$0.0333000	$0.450	$0.0000555	0	0	0
389	Industrial	Other - Combined	All	FL	Efficient Lighting Design	Per kWh	RET	16	16	$0.0033000	$0.150	$0.0000185	0	0	0
390	Industrial	Other - Combined	All	FL	Lighting controls: on/off timer settings	Per kWh	RET	8	8	$0.0024000	$0.150	$0.0000185	0	0	0
391	Industrial	Other - Combined	All	FL	Lighting controls: occupancy sensors	Per kWh	RET	8	8	$0.0285000	$0.150	$0.0000185	0	0	0
392	Industrial	Other - Combined	All	HVAC	Ventilation Optimization	Per kWh	RET	15	15	$0.0172000	$0.200	$0.0000228	0	0	0
393	Industrial	Other - Combined	All	HVAC	Premium efficiency ventilation control with VSD	Per kWh	RET	10	10	$0.0090000	$0.300	$0.0000343	0	0	0
394	Industrial	Other - Combined	All	HVAC	Demand-Controlled Ventilation	Per kWh	RET	15	15	$0.0344000	$0.200	$0.0000228	0	0	0
395	Industrial	Industrial Organic Chemicals	All	HVAC	Air Source Heat Pump for Backup Generators	Per kWh	RET	15	15	$0.1768000	$0.680	$0.0000776	0	0	0
396	Industrial	Industrial Organic Chemicals	All	HVAC	Free cooling	Per kWh	RET	15	15	$0.0057750	$0.525	$0.0000594	0	0	0
397	Industrial	Industrial Organic Chemicals	All	HVAC	Radiant Heaters	Per kWh	RET	20	20	$0.0000000	$0.000	$0.0000000	0	0	0
398	Industrial	Industrial Organic Chemicals	All	HVAC	High efficiency non-packaged HVAC equipment	Per kWh	RET	20	20	$0.4310000	$0.250	$0.0000285	0	0	0
399	Industrial	Industrial Organic Chemicals	All	HVAC	Seasonal Temperature Settings Adjustments	Per kWh	RET	3	3	$0.0000070	$0.070	$0.0000080	0	0	0
400	Industrial	Industrial Organic Chemicals	All	HVAC	High-efficiency rooftop AC with an EER of 13.5	Per kWh	RET	15	15	$0.0067200	$0.168	$0.0000194	0	0	0
401	Industrial	Industrial Organic Chemicals	All	HVAC	Ground Source Heat Pump	Per kWh	RET	20	20	$0.2636700	$0.510	$0.0000582	0	0	0
402	Industrial	Industrial Organic Chemicals	All	HVAC	Ventilation Heat Recovery	Per kWh	RET	20	20	$0.1768000	$0.200	$0.0000228	0	0	0
403	Industrial	Industrial Organic Chemicals	All	HVAC	Automated Temperature Control	Per kWh	RET	25	25	$0.0011900	$0.070	$0.0000080	0	0	0
404	Industrial	Industrial Organic Chemicals	All	HVAC	Reduced Temperature Settings	Per kWh	RET	3	3	$0.0000070	$0.070	$0.0000080	0	0	0
405	Industrial	Industrial Organic Chemicals	All	HVAC	Destratification Fans	Per kWh	RET	20	20	$0.0019200	$0.080	$0.0000091	0	0	0
406	Industrial	Industrial Organic Chemicals	All	HVAC	Warehouse Loading Dock Seals	Per kWh	RET	10	10	$0.0026000	$0.050	$0.0000057	0	0	0
407	Industrial	Industrial Organic Chemicals	All	HVAC	Air Curtains	Per kWh	RET	15	15	$0.0030900	$0.030	$0.0000034	0	0	0
408	Industrial	Industrial Organic Chemicals	All	HVAC	Preventative Packaged HVAC Maintenance	Per kWh	RET	3	3	$0.0000050	$0.050	$0.0000057	0	0	0
409	Industrial	Industrial Organic Chemicals	All	HVAC	Heat Recovery from Processes to Heat Ventilation Make-up Air	Per kWh	RET	15	15	$0.5011500	$0.150	$0.0000171	0	0	0
410	Industrial	Industrial Organic Chemicals	All	FL	High efficiency ballasts for lighting	Per kWh	RET	11	11	$0.0020000	$0.250	$0.0000309	0	0	0
411	Industrial	Industrial Organic Chemicals	All	FL	High Efficiency Light fixtures	Per kWh	RET	16	16	$0.0333000	$0.450	$0.0000555	0	0	0
412	Industrial	Industrial Organic Chemicals	All	FL	Efficient Lighting Design	Per kWh	RET	16	16	$0.0033000	$0.150	$0.0000185	0	0	0
413	Industrial	Industrial Organic Chemicals	All	FL	Lighting controls: on/off timer settings	Per kWh	RET	8	8	$0.0024000	$0.150	$0.0000185	0	0	0
414	Industrial	Industrial Organic Chemicals	All	FL	Lighting controls: occupancy sensors	Per kWh	RET	8	8	$0.0285000	$0.150	$0.0000185	0	0	0
415	Industrial	Industrial Organic Chemicals	All	HVAC	Ventilation Optimization	Per kWh	RET	15	15	$0.0172000	$0.200	$0.0000228	0	0	0
416	Industrial	Industrial Organic Chemicals	All	HVAC	Premium efficiency ventilation control with VSD	Per kWh	RET	10	10	$0.0090000	$0.300	$0.0000343	0	0	0
417	Industrial	Industrial Organic Chemicals	All	HVAC	Demand-Controlled Ventilation	Per kWh	RET	15	15	$0.0344000	$0.200	$0.0000228	0	0	0
418	Industrial	Industrial Organic Chemicals	All	HVAC	Optimized duct design to improve efficiency	Per kWh	RET	15	15	$0.0086000	$0.100	$0.0000114	0	0	0
419	Industrial	Petroleum Refining	All	HVAC	Air Source Heat Pump for Backup Generators	Per kWh	RET	15	15	$0.1768000	$0.680	$0.0000776	0	0	0
420	Industrial	Petroleum Refining	All	HVAC	Free cooling	Per kWh	RET	15	15	$0.0057750	$0.525	$0.0000594	0	0	0

MEASURE DESCRIPTION										MEASURE INCREMENTAL SAVINGS PER UNIT					
Measure ID	Sector	Sub-Sector	Building Type	End Use	Measure Name	Measure Unit Name	Retrofit (RET), Replace-on-Burnout (ROB), or New Construction (NEW)	Baseline Unit Lifetime (Years)	Efficient Unit Lifetime (Years)	Total Incremental Cost	Annual kWh Savings	Annual kW Coincident Peak Savings	Annual Gas Savings (Therms)	Annual kWh Increases	Annual kW Coincident Peak Increases
421	Industrial	Petroleum Refining	All	HVAC	Radiant Heaters	Per kWh	RET	20	20	$0.0000000	$0.000	$0.0000000	0	0	0
422	Industrial	Petroleum Refining	All	HVAC	High efficiency non-packaged HVAC equipment	Per kWh	RET	20	20	$0.4310000	$0.250	$0.0000285	0	0	0
423	Industrial	Petroleum Refining	All	HVAC	Seasonal Temperature Settings Adjustments	Per kWh	RET	3	3	$0.0000070	$0.070	$0.0000080	0	0	0
424	Industrial	Petroleum Refining	All	HVAC	High-efficiency rooftop AC with an EER of 13.5	Per kWh	RET	15	15	$0.0067200	$0.168	$0.0000194	0	0	0
425	Industrial	Petroleum Refining	All	HVAC	Ground Source Heat Pump	Per kWh	RET	20	20	$0.2636700	$0.510	$0.0000582	0	0	0
426	Industrial	Petroleum Refining	All	HVAC	Ventilation Heat Recovery	Per kWh	RET	20	20	$0.1768000	$0.200	$0.0000228	0	0	0
427	Industrial	Petroleum Refining	All	HVAC	Automated Temperature Control	Per kWh	RET	25	25	$0.0011900	$0.070	$0.0000080	0	0	0
428	Industrial	Petroleum Refining	All	HVAC	Reduced Temperature Settings	Per kWh	RET	3	3	$0.0000070	$0.070	$0.0000080	0	0	0
429	Industrial	Petroleum Refining	All	HVAC	Destratification Fans	Per kWh	RET	20	20	$0.0019200	$0.080	$0.0000091	0	0	0
430	Industrial	Petroleum Refining	All	HVAC	Warehouse Loading Dock Seals	Per kWh	RET	10	10	$0.0026000	$0.050	$0.0000057	0	0	0
431	Industrial	Petroleum Refining	All	HVAC	Air Curtains	Per kWh	RET	15	15	$0.0030900	$0.030	$0.0000034	0	0	0
432	Industrial	Petroleum Refining	All	HVAC	Preventative Packaged HVAC Maintenance	Per kWh	RET	3	3	$0.0000050	$0.050	$0.0000057	0	0	0
433	Industrial	Petroleum Refining	All	HVAC	Heat Recovery from Processes to Heat Ventilation Make-up Air	Per kWh	RET	15	15	$0.5011500	$0.150	$0.0000171	0	0	0
434	Industrial	Petroleum Refining	All	FL	High efficiency ballasts for lighting	Per kWh	RET	11	11	$0.0020000	$0.250	$0.0000309	0	0	0
435	Industrial	Petroleum Refining	All	FL	High Efficiency Light fixtures	Per kWh	RET	16	16	$0.0333000	$0.450	$0.0000555	0	0	0
436	Industrial	Petroleum Refining	All	FL	Efficient Lighting Design	Per kWh	RET	16	16	$0.0033000	$0.150	$0.0000185	0	0	0
437	Industrial	Petroleum Refining	All	FL	Lighting controls: on/off timer settings	Per kWh	RET	8	8	$0.0024000	$0.150	$0.0000185	0	0	0
438	Industrial	Petroleum Refining	All	FL	Lighting controls: occupancy sensors	Per kWh	RET	8	8	$0.0285000	$0.150	$0.0000185	0	0	0
439	Industrial	Petroleum Refining	All	HVAC	Ventilation Optimization	Per kWh	RET	15	15	$0.0172000	$0.200	$0.0000228	0	0	0
440	Industrial	Petroleum Refining	All	HVAC	Premium efficiency ventilation control with VSD	Per kWh	RET	10	10	$0.0090000	$0.300	$0.0000343	0	0	0
441	Industrial	Petroleum Refining	All	HVAC	Demand-Controlled Ventilation	Per kWh	RET	15	15	$0.0344000	$0.200	$0.0000228	0	0	0
442	Industrial	Petroleum Refining	All	HVAC	Optimized duct design to improve efficiency	Per kWh	RET	15	15	$0.0086000	$0.100	$0.0000114	0	0	0
443	Industrial	Plastics & Polymers	All	HVAC	Air Source Heat Pump for Backup Generators	Per kWh	RET	15	15	$0.1768000	$0.680	$0.0000776	0	0	0
444	Industrial	Plastics & Polymers	All	HVAC	Free cooling	Per kWh	RET	15	15	$0.0057750	$0.525	$0.0000594	0	0	0
445	Industrial	Plastics & Polymers	All	HVAC	Radiant Heaters	Per kWh	RET	20	20	$0.0000000	$0.000	$0.0000000	0	0	0
446	Industrial	Plastics & Polymers	All	HVAC	High efficiency non-packaged HVAC equipment	Per kWh	RET	20	20	$0.4310000	$0.250	$0.0000285	0	0	0
447	Industrial	Plastics & Polymers	All	HVAC	Seasonal Temperature Settings Adjustments	Per kWh	RET	3	3	$0.0000070	$0.070	$0.0000080	0	0	0
448	Industrial	Plastics & Polymers	All	HVAC	High-efficiency rooftop AC with an EER of 13.5	Per kWh	RET	15	15	$0.0067200	$0.168	$0.0000194	0	0	0
449	Industrial	Plastics & Polymers	All	HVAC	Ground Source Heat Pump	Per kWh	RET	20	20	$0.2636700	$0.510	$0.0000582	0	0	0
450	Industrial	Plastics & Polymers	All	HVAC	Ventilation Heat Recovery	Per kWh	RET	20	20	$0.1768000	$0.200	$0.0000228	0	0	0
451	Industrial	Plastics & Polymers	All	HVAC	Automated Temperature Control	Per kWh	RET	25	25	$0.0011900	$0.070	$0.0000080	0	0	0
452	Industrial	Plastics & Polymers	All	HVAC	Reduced Temperature Settings	Per kWh	RET	3	3	$0.0000070	$0.070	$0.0000080	0	0	0
453	Industrial	Plastics & Polymers	All	HVAC	Destratification Fans	Per kWh	RET	20	20	$0.0019200	$0.080	$0.0000091	0	0	0
454	Industrial	Plastics & Polymers	All	HVAC	Warehouse Loading Dock Seals	Per kWh	RET	10	10	$0.0026000	$0.050	$0.0000057	0	0	0
455	Industrial	Plastics & Polymers	All	HVAC	Air Curtains	Per kWh	RET	15	15	$0.0030900	$0.030	$0.0000034	0	0	0
456	Industrial	Plastics & Polymers	All	HVAC	Preventative Packaged HVAC Maintenance	Per kWh	RET	3	3	$0.0000050	$0.050	$0.0000057	0	0	0
457	Industrial	Plastics & Polymers	All	HVAC	Heat Recovery from Processes to Heat Ventilation Make-up Air	Per kWh	RET	15	15	$0.5011499	$0.150	$0.0000171	0	0	0
458	Industrial	Plastics & Polymers	All	FL	High efficiency ballasts for lighting	Per kWh	RET	11	11	$0.0020000	$0.250	$0.0000309	0	0	0
459	Industrial	Plastics & Polymers	All	FL	High Efficiency Light fixtures	Per kWh	RET	16	16	$0.0333000	$0.450	$0.0000555	0	0	0
460	Industrial	Plastics & Polymers	All	FL	Efficient Lighting Design	Per kWh	RET	16	16	$0.0033000	$0.150	$0.0000185	0	0	0
461	Industrial	Plastics & Polymers	All	FL	Lighting controls: on/off timer settings	Per kWh	RET	8	8	$0.0024000	$0.150	$0.0000185	0	0	0
462	Industrial	Plastics & Polymers	All	FL	Lighting controls: occupancy sensors	Per kWh	RET	8	8	$0.0285000	$0.150	$0.0000185	0	0	0
463	Industrial	Plastics & Polymers	All	HVAC	Ventilation Optimization	Per kWh	RET	15	15	$0.0172000	$0.200	$0.0000228	0	0	0
464	Industrial	Plastics & Polymers	All	HVAC	Premium efficiency ventilation control with VSD	Per kWh	RET	10	10	$0.0090000	$0.300	$0.0000343	0	0	0
465	Industrial	Plastics & Polymers	All	HVAC	Demand-Controlled Ventilation	Per kWh	RET	15	15	$0.0344000	$0.200	$0.0000228	0	0	0
466	Industrial	Plastics & Polymers	All	HVAC	Optimized duct design to improve efficiency	Per kWh	RET	15	15	$0.0086000	$0.100	$0.0000114	0	0	0

MEASURE DESCRIPTION						MEASURE SELECTION				APPLICABILITY			
Measure ID	Sector	Sub-Sector	Building Type	End Use	Measure Name	Measure TRC calculated for 2014	Measure TRC calculated for 2020	Measure TRC calculated for 2022	Passed Measure Screening? (1=Yes, 0=No)	Total Sub-Sector Units	Measure Units per Sub-Sector Unit	Applicability	Technical Feasibility
1	Industrial	Petroleum Refining	All	Motor - Other Applications	Operations and maintenance	124.3	164.2	179.9	1	5,801,161,294	0.128	100%	5%
2	Industrial	Petroleum Refining	All	Motor - Other Applications	Match Motor Size to Load	54.2	64.2	66.6	1	5,801,161,294	0.128	100%	20%
3	Industrial	Petroleum Refining	All	Motor - Other Applications	Motor Efficiency Upgrade	36.0	43.0	44.7	1	5,801,161,294	0.128	100%	20%
4	Industrial	Petroleum Refining	All	Motor - Other Applications	Variable Speed Drives	153.0	182.8	190.0	1	5,801,161,294	0.128	100%	35%
5	Industrial	Petroleum Refining	All	Pumps	Reduce Overall System Requirements	41.4	54.7	60.0	1	5,801,161,294	0.480	100%	50%
6	Industrial	Petroleum Refining	All	Pumps	Match Pump Size to Load	40.8	48.8	50.7	1	5,801,161,294	0.480	100%	20%
7	Industrial	Petroleum Refining	All	Pumps	Reduce or Control Pump Speed	43.7	52.2	54.3	1	5,801,161,294	0.480	100%	35%
8	Industrial	Petroleum Refining	All	Pumps	Improve Pump Components	34.0	40.6	42.2	1	5,801,161,294	0.480	100%	10%
9	Industrial	Petroleum Refining	All	Pumps	Operation and Maintenance	124.3	164.1	179.8	1	5,801,161,294	0.480	100%	5%
10	Industrial	Petroleum Refining	All	Compressors	Reduce Overall System Requirements	204.0	243.8	253.3	1	5,801,161,294	0.120	100%	30%
11	Industrial	Petroleum Refining	All	Compressors	Match Compressor Size to Load	32.2	38.5	40.0	1	5,801,161,294	0.120	100%	10%
12	Industrial	Petroleum Refining	All	Compressors	Compressor Control	102.0	121.9	126.7	1	5,801,161,294	0.120	100%	25%
13	Industrial	Petroleum Refining	All	Compressors	Improve Compressor Components	25.5	30.5	31.7	1	5,801,161,294	0.120	100%	15%
14	Industrial	Petroleum Refining	All	Compressors	Operation and Maintenance	124.3	164.2	179.9	1	5,801,161,294	0.120	100%	75%
15	Industrial	Petroleum Refining	All	Fans	Reduce Overall System Requirements	102.0	121.9	126.7	1	5,801,161,294	0.070	100%	15%
16	Industrial	Petroleum Refining	All	Fans	Reduce or Control Fan Speed	55.6	66.5	69.1	1	5,801,161,294	0.070	100%	10%
17	Industrial	Petroleum Refining	All	Fans	Improve Fan Components	27.8	33.2	34.5	1	5,801,161,294	0.070	100%	20%
18	Industrial	Petroleum Refining	All	Fans	Operation and Maintenance	62.2	82.1	89.9	1	5,801,161,294	0.070	100%	50%
19	Industrial	Industrial Organic Chemicals	All	Motor - Other Applications	Operations and maintenance	124.3	164.2	179.9	1	1,313,037,048	0.128	100%	5%
20	Industrial	Industrial Organic Chemicals	All	Motor - Other Applications	Match Motor Size to Load	54.2	64.2	66.6	1	1,313,037,048	0.128	100%	20%
21	Industrial	Industrial Organic Chemicals	All	Motor - Other Applications	Motor Efficiency Upgrade	36.0	43.0	44.7	1	1,313,037,048	0.128	100%	20%
22	Industrial	Industrial Organic Chemicals	All	Motor - Other Applications	Variable Speed Drives	153.0	182.8	190.0	1	1,313,037,048	0.128	100%	35%
23	Industrial	Industrial Organic Chemicals	All	Pumps	Reduce Overall System Requirements	41.4	54.7	60.0	1	1,313,037,048	0.480	100%	50%
24	Industrial	Industrial Organic Chemicals	All	Pumps	Match Pump Size to Load	40.8	48.8	50.7	1	1,313,037,048	0.480	100%	20%
25	Industrial	Industrial Organic Chemicals	All	Pumps	Reduce or Control Pump Speed	43.7	52.2	54.3	1	1,313,037,048	0.480	100%	35%
26	Industrial	Industrial Organic Chemicals	All	Pumps	Improve Pump Components	34.0	40.6	42.2	1	1,313,037,048	0.480	100%	10%
27	Industrial	Industrial Organic Chemicals	All	Pumps	Operation and Maintenance	124.3	164.1	179.8	1	1,313,037,048	0.480	100%	5%
28	Industrial	Industrial Organic Chemicals	All	Compressors	Reduce Overall System Requirements	204.0	243.8	253.3	1	1,313,037,048	0.120	100%	30%
29	Industrial	Industrial Organic Chemicals	All	Compressors	Match Compressor Size to Load	32.2	38.5	40.0	1	1,313,037,048	0.120	100%	10%
30	Industrial	Industrial Organic Chemicals	All	Compressors	Compressor Control	102.0	121.9	126.7	1	1,313,037,048	0.120	100%	25%
31	Industrial	Industrial Organic Chemicals	All	Compressors	Improve Compressor Components	25.5	30.5	31.7	1	1,313,037,048	0.120	100%	15%
32	Industrial	Industrial Organic Chemicals	All	Compressors	Operation and Maintenance	124.3	164.2	179.9	1	1,313,037,048	0.120	100%	75%
33	Industrial	Industrial Organic Chemicals	All	Fans	Reduce Overall System Requirements	102.0	121.9	126.7	1	1,313,037,048	0.070	100%	15%
34	Industrial	Industrial Organic Chemicals	All	Fans	Reduce or Control Fan Speed	55.6	66.5	69.1	1	1,313,037,048	0.070	100%	10%
35	Industrial	Industrial Organic Chemicals	All	Fans	Improve Fan Components	27.8	33.2	34.5	1	1,313,037,048	0.070	100%	20%
36	Industrial	Industrial Organic Chemicals	All	Fans	Operation and Maintenance	62.2	82.1	89.9	1	1,313,037,048	0.070	100%	50%
37	Industrial	Plastics & Polymers	All	Machine Drive	Energy monitoring and process controls (sub-metering , monitoring and control systems)	6,121.5	7,313.4	7,600.2	1	114,118,706	0.442	100%	100%
38	Industrial	Plastics & Polymers	All	Motor - Other Applications	Premium Efficiency Control with ASDs	29.1	34.8	36.2	1	114,118,706	0.221	100%	70%
39	Industrial	Plastics & Polymers	All	Motor - Other Applications	Motor Efficiency Upgrade	36.0	43.0	44.7	1	114,118,706	0.221	100%	80%
40	Industrial	Plastics & Polymers	All	Motor - Other Applications	Match Motor Size to Load	55.6	66.5	69.1	1	114,118,706	0.221	100%	70%
41	Industrial	Plastics & Polymers	All	Motor - Other Applications	Preventative Motor Maintenance	1,243.4	1,641.7	1,798.6	1	114,118,706	0.221	100%	100%
42	Industrial	Plastics & Polymers	All	Pumps	Impeller Trimming (Pump)	78.0	90.0	92.9	1	114,118,706	0.088	100%	15%
43	Industrial	Plastics & Polymers	All	Pumps	Optimization of Pumping System	30.8	36.8	38.3	1	114,118,706	0.088	100%	80%
44	Industrial	Plastics & Polymers	All	Pumps	Premium Efficiency Control with ASDs (Pumps)	29.1	34.8	36.2	1	114,118,706	0.088	100%	70%
45	Industrial	Plastics & Polymers	All	Pumps	Preventative Pump Maintenance	1,243.4	1,641.7	1,798.6	1	114,118,706	0.088	100%	100%
46	Industrial	Plastics & Polymers	All	Compressors	Premium Efficiency Control with ASD (Compressor)	5.2	6.5	6.8	1	114,118,706	0.070	100%	80%
47	Industrial	Plastics & Polymers	All	Compressors	Optimized Distribution System	69.6	86.8	91.6	1	114,118,706	0.070	100%	80%
48	Industrial	Plastics & Polymers	All	Compressors	Minimize Operating Air Pressure	431.2	524.7	615.8	1	114,118,706	0.070	100%	80%
49	Industrial	Plastics & Polymers	All	Compressors	Match Compressor Size to Load	20.0	23.1	23.8	1	114,118,706	0.070	100%	70%
50	Industrial	Plastics & Polymers	All	Compressors	VSD on Chiller Compressor	18.0	21.5	22.4	1	114,118,706	0.070	100%	80%
51	Industrial	Plastics & Polymers	All	Fans	Impeller Trimming or Inlet Guide Vanes	20.7	27.4	30.0	1	114,118,706	0.063	100%	70%
52	Industrial	Plastics & Polymers	All	Fans	Premium Efficiency Control with ASD (Fans)	13.9	17.4	18.3	1	114,118,706	0.063	100%	70%
53	Industrial	Plastics & Polymers	All	Fans	Synchronous Belts (Fans)	139.1	173.5	183.1	1	114,118,706	0.063	100%	40%
54	Industrial	Plastics & Polymers	All	Fans	Preventative Fan Maintenance	1,243.4	1,641.7	1,798.6	1	114,118,706	0.063	100%	100%
55	Industrial	Plastics & Polymers	All	HVAC	Optimized Duct Design to Improve Efficiency	7.1	8.5	8.8	1	114,118,706	0.103	100%	80%
56	Industrial	Plastics & Polymers	All	PH	Advanced Water Heater Controls	390.1	449.9	464.2	1	114,118,706	0.192	100%	90%
57	Industrial	Plastics & Polymers	All	PH	Process Heat Recovery to Preheat Makeup Water	48.8	56.3	58.0	1	114,118,706	0.192	100%	15%
58	Industrial	Plastics & Polymers	All	PH	Air Curtains (Oven)	37.2	42.9	44.2	1	114,118,706	0.192	100%	9%
59	Industrial	Plastics & Polymers	All	PH	Insulation (Oven)	55.7	66.5	69.1	1	114,118,706	0.192	100%	90%
60	Industrial	Plastics & Polymers	All	PH	Preventative Oven Maintenance	1,243.4	1,641.7	1,798.6	1	114,118,706	0.192	100%	100%

*N/A: Measure did not pass measure level screening and therefore was not included in a program.

MEASURE DESCRIPTION						APPLICABILITY			PROGRAM
Measure ID	Sector	Sub-Sector	Building Type	End Use	Measure Name	Not Yet Adopted Rate	Annual Replacement Eligibility	Total Applicable Measure Units	Program-Measure Inclusion (if Passed Measure Screening)
1	Industrial	Petroleum Refining	All	Motor - Other Applications	Operations and maintenance	37%	100%	13,737,150	Machine Drive
2	Industrial	Petroleum Refining	All	Motor - Other Applications	Match Motor Size to Load	20%	100%	29,701,946	Machine Drive
3	Industrial	Petroleum Refining	All	Motor - Other Applications	Motor Efficiency Upgrade	92%	100%	136,628,951	Machine Drive
4	Industrial	Petroleum Refining	All	Motor - Other Applications	Variable Speed Drives	9%	100%	23,390,282	Machine Drive
5	Industrial	Petroleum Refining	All	Pumps	Reduce Overall System Requirements	82%	100%	1,141,668,543	Machine Drive
6	Industrial	Petroleum Refining	All	Pumps	Match Pump Size to Load	20%	100%	111,382,297	Machine Drive
7	Industrial	Petroleum Refining	All	Pumps	Reduce or Control Pump Speed	94%	100%	916,119,392	Machine Drive
8	Industrial	Petroleum Refining	All	Pumps	Improve Pump Components	4%	100%	11,138,230	Machine Drive
9	Industrial	Petroleum Refining	All	Pumps	Operation and Maintenance	37%	100%	51,514,312	Machine Drive
10	Industrial	Petroleum Refining	All	Compressors	Reduce Overall System Requirements	85%	100%	177,515,536	Machine Drive
11	Industrial	Petroleum Refining	All	Compressors	Match Compressor Size to Load	79%	100%	54,995,009	Machine Drive
12	Industrial	Petroleum Refining	All	Compressors	Compressor Control	72%	100%	125,305,084	Machine Drive
13	Industrial	Petroleum Refining	All	Compressors	Improve Compressor Components	92%	100%	96,067,231	Machine Drive
14	Industrial	Petroleum Refining	All	Compressors	Operation and Maintenance	37%	100%	193,178,671	Machine Drive
15	Industrial	Petroleum Refining	All	Fans	Reduce Overall System Requirements	75%	100%	45,684,145	Machine Drive
16	Industrial	Petroleum Refining	All	Fans	Reduce or Control Fan Speed	90%	100%	36,547,316	Machine Drive
17	Industrial	Petroleum Refining	All	Fans	Improve Fan Components	35%	100%	28,425,690	Machine Drive
18	Industrial	Petroleum Refining	All	Fans	Operation and Maintenance	37%	100%	75,125,039	Machine Drive
19	Industrial	Industrial Organic Chemicals	All	Motor - Other Applications	Operations and maintenance	37%	100%	3,109,272	Machine Drive
20	Industrial	Industrial Organic Chemicals	All	Motor - Other Applications	Match Motor Size to Load	20%	100%	6,722,750	Machine Drive
21	Industrial	Industrial Organic Chemicals	All	Motor - Other Applications	Motor Efficiency Upgrade	92%	100%	30,924,649	Machine Drive
22	Industrial	Industrial Organic Chemicals	All	Motor - Other Applications	Variable Speed Drives	9%	100%	5,294,165	Machine Drive
23	Industrial	Industrial Organic Chemicals	All	Pumps	Reduce Overall System Requirements	82%	100%	258,405,691	Machine Drive
24	Industrial	Industrial Organic Chemicals	All	Pumps	Match Pump Size to Load	20%	100%	25,210,311	Machine Drive
25	Industrial	Industrial Organic Chemicals	All	Pumps	Reduce or Control Pump Speed	94%	100%	207,354,811	Machine Drive
26	Industrial	Industrial Organic Chemicals	All	Pumps	Improve Pump Components	4%	100%	2,521,031	Machine Drive
27	Industrial	Industrial Organic Chemicals	All	Pumps	Operation and Maintenance	37%	100%	11,659,769	Machine Drive
28	Industrial	Industrial Organic Chemicals	All	Compressors	Reduce Overall System Requirements	85%	100%	40,178,934	Machine Drive
29	Industrial	Industrial Organic Chemicals	All	Compressors	Match Compressor Size to Load	79%	100%	12,447,591	Machine Drive
30	Industrial	Industrial Organic Chemicals	All	Compressors	Compressor Control	72%	100%	28,361,600	Machine Drive
31	Industrial	Industrial Organic Chemicals	All	Compressors	Improve Compressor Components	92%	100%	21,743,894	Machine Drive
32	Industrial	Industrial Organic Chemicals	All	Compressors	Operation and Maintenance	37%	100%	43,724,134	Machine Drive
33	Industrial	Industrial Organic Chemicals	All	Fans	Reduce Overall System Requirements	75%	100%	10,340,167	Machine Drive
34	Industrial	Industrial Organic Chemicals	All	Fans	Reduce or Control Fan Speed	90%	100%	8,272,133	Machine Drive
35	Industrial	Industrial Organic Chemicals	All	Fans	Improve Fan Components	35%	100%	6,433,882	Machine Drive
36	Industrial	Industrial Organic Chemicals	All	Fans	Operation and Maintenance	37%	100%	17,003,830	Machine Drive
37	Industrial	Plastics & Polymers	All	Machine Drive	Energy monitoring and process controls (sub-metering , monitoring and control systems)	76%	100%	38,361,442	Machine Drive
38	Industrial	Plastics & Polymers	All	Motor - Other Applications	Premium Efficiency Control with ASDs	63%	100%	11,129,866	Machine Drive
39	Industrial	Plastics & Polymers	All	Motor - Other Applications	Motor Efficiency Upgrade	25%	100%	5,047,558	Machine Drive
40	Industrial	Plastics & Polymers	All	Motor - Other Applications	Match Motor Size to Load	98%	100%	17,313,124	Machine Drive
41	Industrial	Plastics & Polymers	All	Motor - Other Applications	Preventative Motor Maintenance	37%	100%	9,337,983	Machine Drive
42	Industrial	Plastics & Polymers	All	Pumps	Impeller Trimming (Pump)	98%	100%	1,483,982	Machine Drive
43	Industrial	Plastics & Polymers	All	Pumps	Optimization of Pumping System	93%	100%	7,510,767	Machine Drive
44	Industrial	Plastics & Polymers	All	Pumps	Premium Efficiency Control with ASDs (Pumps)	85%	100%	6,006,594	Machine Drive
45	Industrial	Plastics & Polymers	All	Pumps	Preventative Pump Maintenance	37%	100%	3,735,193	Machine Drive
46	Industrial	Plastics & Polymers	All	Compressors	Premium Efficiency Control with ASD (Compressor)	85%	100%	5,393,676	Machine Drive
47	Industrial	Plastics & Polymers	All	Compressors	Optimized Distribution System	79%	100%	5,012,946	Machine Drive
48	Industrial	Plastics & Polymers	All	Compressors	Minimize Operating Air Pressure	15%	100%	951,825	Machine Drive
49	Industrial	Plastics & Polymers	All	Compressors	Match Compressor Size to Load	79%	100%	4,386,328	Machine Drive
50	Industrial	Plastics & Polymers	All	Compressors	VSD on Chiller Compressor	86%	100%	5,457,131	Machine Drive
51	Industrial	Plastics & Polymers	All	Fans	Impeller Trimming or Inlet Guide Vanes	48%	100%	2,422,828	Machine Drive
52	Industrial	Plastics & Polymers	All	Fans	Premium Efficiency Control with ASD (Fans)	40%	100%	2,019,023	Machine Drive
53	Industrial	Plastics & Polymers	All	Fans	Synchronous Belts (Fans)	100%	100%	2,884,319	Machine Drive
54	Industrial	Plastics & Polymers	All	Fans	Preventative Fan Maintenance	37%	100%	2,667,995	Machine Drive
55	Industrial	Plastics & Polymers	All	HVAC	Optimized Duct Design to Improve Efficiency	59%	100%	5,524,516	Facility HVAC
56	Industrial	Plastics & Polymers	All	PH	Advanced Water Heater Controls	83%	100%	16,393,591	Process Heating
57	Industrial	Plastics & Polymers	All	PH	Process Heat Recovery to Preheat Makeup Water	83%	100%	2,732,265	Process Heating
58	Industrial	Plastics & Polymers	All	PH	Air Curtains (Oven)	83%	100%	1,639,359	Process Heating
59	Industrial	Plastics & Polymers	All	PH	Insulation (Oven)	10%	100%	1,975,131	Process Heating
60	Industrial	Plastics & Polymers	All	PH	Preventative Oven Maintenance	15%	100%	3,291,886	Process Heating

*N/A: Measure did not pass measure level screening and therefore was not included in a program.

MEASURE DESCRIPTION						MEASURE SELECTION				APPLICABILITY			
Measure ID	Sector	Sub-Sector	Building Type	End Use	Measure Name	Measure TRC calculated for 2014	Measure TRC calculated for 2020	Measure TRC calculated for 2022	Passed Measure Screening? (1=Yes, 0=No)	Total Sub-Sector Units	Measure Units per Sub-Sector Unit	Applicability	Technical Feasibility
61	Industrial	Plastics & Polymers	All	PH	Air Curtains (Dryer)	390.1	450.0	464.3	1	114,118,706	0.192	100%	9%
62	Industrial	Plastics & Polymers	All	PH	Insulation (Dryer)	612.2	731.3	760.0	1	114,118,706	0.192	100%	90%
63	Industrial	Plastics & Polymers	All	PH	Preventative Dryer Maintenance	1,243.4	1,641.7	1,798.6	1	114,118,706	0.192	100%	100%
64	Industrial	Plastics & Polymers	All	PH	Optimized Distribution System	83.2	94.1	96.7	1	114,118,706	0.192	100%	93%
65	Industrial	Plastics & Polymers	All	PCR	High Efficiency Chiller	8.2	9.5	9.8	1	114,118,706	0.115	100%	10%
66	Industrial	Plastics & Polymers	All	PCR	Floating head pressure controls	302.5	359.8	373.6	1	114,118,706	0.115	100%	10%
67	Industrial	Plastics & Polymers	All	PCR	Premium Efficiency Refrigeration Control System	4.7	5.6	5.8	1	114,118,706	0.115	100%	80%
68	Industrial	Plastics & Polymers	All	PCR	Smart Defrost Controls	648.5	768.1	796.8	1	114,118,706	0.115	100%	10%
69	Industrial	Plastics & Polymers	All	PCR	Doors, Covers and Curtains	51.9	68.1	73.0	1	114,118,706	0.115	100%	10%
70	Industrial	Plastics & Polymers	All	PCR	Optimized chilled water temperature and/or optimized condenser temperature	1,241.3	1,633.9	1,787.6	1	114,118,706	0.115	100%	80%
71	Industrial	Plastics & Polymers	All	PCR	Preventative Refrigeration/cooling System Maintenance	1,243.4	1,641.7	1,798.6	1	114,118,706	0.115	100%	100%
72	Industrial	Plastics & Polymers	All	PCR	Optimized condenser pressure	1,243.4	1,641.6	1,798.5	1	114,118,706	0.115	100%	80%
73	Industrial	Plastics & Polymers	All	PCR	Free cooling	33.2	40.7	42.6	1	114,118,706	0.115	100%	35%
74	Industrial	Plastics & Polymers	All	PCR	Improve Insulation of Refrigeration System	16.7	20.8	22.0	1	114,118,706	0.115	100%	80%
75	Industrial	Plastics & Polymers	All	ONPU	HE Dry-Type Transformers	10,235.5	11,431.5	11,718.0	1	114,118,706	0.019	100%	100%
76	Industrial	Small Industrial	All	Machine Drive	Sub-Metering and Interval Metering	6,121.5	7,313.4	7,600.2	1	2,306,084,454	0.523	100%	100%
77	Industrial	Small Industrial	All	Machine Drive	Integrated control system	4,174.0	5,207.5	5,493.7	1	2,306,084,454	0.523	100%	83%
78	Industrial	Small Industrial	All	OPU	HE Dry-Type Transformers	10,235.5	11,431.5	11,718.0	1	2,306,084,454	0.000	100%	100%
79	Industrial	Small Industrial	All	PH	Advanced water heater controls	260.0	299.9	309.5	1	2,306,084,454	0.114	100%	90%
80	Industrial	Small Industrial	All	PH	Process Heat Recovery to Preheat Makeup Water	32.5	37.5	38.7	1	2,306,084,454	0.114	100%	70%
81	Industrial	Small Industrial	All	PH	Air Curtains (Oven)	25.2	29.0	30.0	1	2,306,084,454	0.114	100%	9%
82	Industrial	Small Industrial	All	PH	Insulation (Oven)	36.0	43.0	44.7	1	2,306,084,454	0.114	100%	90%
83	Industrial	Small Industrial	All	PH	Preventative Oven Maintenance	1,243.4	1,641.7	1,798.6	1	2,306,084,454	0.114	100%	100%
84	Industrial	Small Industrial	All	PH	Air Curtains (Dryer)	260.1	300.0	309.5	1	2,306,084,454	0.114	100%	9%
85	Industrial	Small Industrial	All	PH	Insulation (Dryer)	306.1	365.7	380.0	1	2,306,084,454	0.114	100%	90%
86	Industrial	Small Industrial	All	PH	Preventative Dryer Maintenance	1,243.4	1,641.7	1,798.6	1	2,306,084,454	0.114	100%	100%
87	Industrial	Small Industrial	All	PH	Preventative Furnace Maintenance	1,243.4	1,641.7	1,798.6	1	2,306,084,454	0.114	100%	100%
88	Industrial	Small Industrial	All	PH	Insulation (Furnace)	306.1	365.7	380.0	1	2,306,084,454	0.114	100%	90%
89	Industrial	Small Industrial	All	PH	Preventative Kiln Maintenance	1,243.4	1,641.7	1,798.6	1	2,306,084,454	0.114	100%	100%
90	Industrial	Small Industrial	All	PH	Insulation (Kiln)	6,121.5	7,313.4	7,600.2	1	2,306,084,454	0.114	100%	90%
91	Industrial	Small Industrial	All	PCR	High Efficiency Chiller	5.5	6.3	6.5	1	2,306,084,454	0.075	100%	15%
92	Industrial	Small Industrial	All	PCR	Optimized Distribution System	53.8	60.9	62.6	1	2,306,084,454	0.075	100%	90%
93	Industrial	Small Industrial	All	PCR	Floating head pressure controls	302.5	359.8	373.6	1	2,306,084,454	0.075	100%	10%
94	Industrial	Small Industrial	All	PCR	Premium efficiency refrigeration control system	3.1	3.7	3.9	1	2,306,084,454	0.075	100%	80%
95	Industrial	Small Industrial	All	PCR	Smart Defrost Controls	648.5	768.1	796.8	1	2,306,084,454	0.075	100%	15%
96	Industrial	Small Industrial	All	PCR	Doors, Covers and Curtains	34.6	45.4	48.6	1	2,306,084,454	0.075	100%	40%
97	Industrial	Small Industrial	All	PCR	Optimized chilled water temperature and/or optimized condenser temperature	1,241.3	1,633.9	1,787.6	1	2,306,084,454	0.075	100%	60%
98	Industrial	Small Industrial	All	PCR	Preventative refrigeration/cooling system maintenance	1,243.4	1,641.7	1,798.6	1	2,306,084,454	0.075	100%	100%
99	Industrial	Small Industrial	All	PCR	Optimized condenser pressure	1,243.4	1,641.6	1,798.5	1	2,306,084,454	0.075	100%	60%
100	Industrial	Small Industrial	All	PCR	VSD on chiller compressor	12.2	14.6	15.2	1	2,306,084,454	0.075	100%	80%
101	Industrial	Small Industrial	All	PCR	Free cooling	21.6	26.5	27.8	1	2,306,084,454	0.075	100%	35%
102	Industrial	Small Industrial	All	PCR	Improve insulation of refrigeration system	11.3	14.1	14.9	1	2,306,084,454	0.075	100%	80%
103	Industrial	Small Industrial	All	Pumps	High/Premium Efficiency Motors (Pumps)	24.1	28.7	29.8	1	2,306,084,454	0.138	100%	80%
104	Industrial	Small Industrial	All	Pumps	Impeller Trimming (Pump)	52.0	60.0	61.9	1	2,306,084,454	0.138	100%	15%
105	Industrial	Small Industrial	All	Pumps	Optimization of pumping system	21.2	25.4	26.4	1	2,306,084,454	0.138	100%	80%
106	Industrial	Small Industrial	All	Pumps	Premium Efficiency Control with ASDs (Pumps)	19.7	23.6	24.5	1	2,306,084,454	0.138	100%	70%
107	Industrial	Small Industrial	All	Pumps	Preventative Pump Maintenance	1,243.4	1,641.7	1,798.6	1	2,306,084,454	0.138	100%	100%
108	Industrial	Small Industrial	All	Fans	High/Premium Efficiency Motors (Fans)	21.9	26.1	27.1	1	2,306,084,454	0.076	100%	80%
109	Industrial	Small Industrial	All	Fans	Impeller Trimming or Inlet Guide Vanes	15.5	20.5	22.5	1	2,306,084,454	0.076	100%	70%
110	Industrial	Small Industrial	All	HVAC	Optimized duct design to improve efficiency	4.7	5.7	5.9	1	2,306,084,454	0.085	100%	80%
111	Industrial	Small Industrial	All	Fans	Premium efficiency control, with ASD (Fans)	9.3	11.6	12.2	1	2,306,084,454	0.076	100%	70%
112	Industrial	Small Industrial	All	Fans	Synchronous Belts (Fans)	104.3	130.2	137.3	1	2,306,084,454	0.076	100%	40%
113	Industrial	Small Industrial	All	Fans	Preventative Fan Maintenance	1,243.4	1,641.7	1,798.6	1	2,306,084,454	0.076	100%	100%
114	Industrial	Small Industrial	All	Motor - Other Applications	Premium Efficiency Control with ASDs (Other motors)	19.7	23.6	24.5	1	2,306,084,454	0.220	100%	70%
115	Industrial	Small Industrial	All	Motor - Other Applications	High/Premium Efficiency Motors	24.5	29.2	30.4	1	2,306,084,454	0.220	100%	80%
116	Industrial	Small Industrial	All	Motor - Other Applications	Correctly sized motors	38.2	45.7	47.5	1	2,306,084,454	0.220	100%	70%
117	Industrial	Small Industrial	All	Motor - Other Applications	Optimized motor control	612.2	731.3	760.0	1	2,306,084,454	0.220	100%	70%
118	Industrial	Small Industrial	All	Motor - Other Applications	Synchronous Belts	208.7	260.3	274.6	1	2,306,084,454	0.220	100%	40%
119	Industrial	Small Industrial	All	Motor - Other Applications	Preventative Motor Maintenance	1,243.4	1,641.7	1,798.6	1	2,306,084,454	0.220	100%	100%
120	Industrial	Small Industrial	All	Compressors	Premium efficiency ASD compressor	3.4	4.3	4.5	1	2,306,084,454	0.088	100%	80%

*N/A: Measure did not pass measure level screening and therefore was not included in a program.

MEASURE DESCRIPTION						APPLICABILITY			PROGRAM
Measure ID	Sector	Sub-Sector	Building Type	End Use	Measure Name	Not Yet Adopted Rate	Annual Replacement Eligibility	Total Applicable Measure Units	Program-Measure Inclusion (if Passed Measure Screening)
61	Industrial	Plastics & Polymers	All	PH	Air Curtains (Dryer)	83%	100%	1,639,359	Process Heating
62	Industrial	Plastics & Polymers	All	PH	Insulation (Dryer)	10%	100%	1,975,131	Process Heating
63	Industrial	Plastics & Polymers	All	PH	Preventative Dryer Maintenance	15%	100%	3,291,886	Process Heating
64	Industrial	Plastics & Polymers	All	PH	Optimized Distribution System	76%	100%	15,511,366	Process Heating
65	Industrial	Plastics & Polymers	All	PCR	High Efficiency Chiller	91%	100%	1,198,246	Process Cooling and Refrigeration
66	Industrial	Plastics & Polymers	All	PCR	Floating head pressure controls	74%	100%	974,398	Process Cooling and Refrigeration
67	Industrial	Plastics & Polymers	All	PCR	Premium Efficiency Refrigeration Control System	86%	100%	9,059,270	Process Cooling and Refrigeration
68	Industrial	Plastics & Polymers	All	PCR	Smart Defrost Controls	91%	100%	1,198,246	Process Cooling and Refrigeration
69	Industrial	Plastics & Polymers	All	PCR	Doors, Covers and Curtains	75%	100%	987,566	Process Cooling and Refrigeration
70	Industrial	Plastics & Polymers	All	PCR	Optimized chilled water temperature and/or optimized condenser temperature	86%	100%	9,059,270	Process Cooling and Refrigeration
71	Industrial	Plastics & Polymers	All	PCR	Preventative Refrigeration/cooling System Maintenance	15%	100%	1,975,131	Process Cooling and Refrigeration
72	Industrial	Plastics & Polymers	All	PCR	Optimized condenser pressure	86%	100%	9,059,270	Process Cooling and Refrigeration
73	Industrial	Plastics & Polymers	All	PCR	Free cooling	60%	100%	2,765,184	Process Cooling and Refrigeration
74	Industrial	Plastics & Polymers	All	PCR	Improve Insulation of Refrigeration System	43%	100%	4,529,635	Process Cooling and Refrigeration
75	Industrial	Plastics & Polymers	All	ONPU	HE Dry-Type Transformers	100%	100%	2,194,591	Other Process/Non-Process Use
76	Industrial	Small Industrial	All	Machine Drive	Sub-Metering and Interval Metering	87%	100%	1,048,696,167	Machine Drive
77	Industrial	Small Industrial	All	Machine Drive	Integrated control system	96%	100%	960,461,041	Machine Drive
78	Industrial	Small Industrial	All	OPU	HE Dry-Type Transformers	100%	100%	0	Other Process/Non-Process Use
79	Industrial	Small Industrial	All	PH	Advanced water heater controls	77%	100%	182,818,680	Process Heating
80	Industrial	Small Industrial	All	PH	Process Heat Recovery to Preheat Makeup Water	69%	100%	127,419,080	Process Heating
81	Industrial	Small Industrial	All	PH	Air Curtains (Oven)	79%	100%	18,756,722	Process Heating
82	Industrial	Small Industrial	All	PH	Insulation (Oven)	42%	100%	99,719,280	Process Heating
83	Industrial	Small Industrial	All	PH	Preventative Oven Maintenance	36%	100%	94,970,743	Process Heating
84	Industrial	Small Industrial	All	PH	Air Curtains (Dryer)	79%	100%	18,756,722	Process Heating
85	Industrial	Small Industrial	All	PH	Insulation (Dryer)	42%	100%	99,719,280	Process Heating
86	Industrial	Small Industrial	All	PH	Preventative Dryer Maintenance	36%	100%	94,970,743	Process Heating
87	Industrial	Small Industrial	All	PH	Preventative Furnace Maintenance	36%	100%	94,970,743	Process Heating
88	Industrial	Small Industrial	All	PH	Insulation (Furnace)	42%	100%	99,719,280	Process Heating
89	Industrial	Small Industrial	All	PH	Preventative Kiln Maintenance	36%	100%	94,970,743	Process Heating
90	Industrial	Small Industrial	All	PH	Insulation (Kiln)	42%	100%	99,719,280	Process Heating
91	Industrial	Small Industrial	All	PCR	High Efficiency Chiller	82%	100%	21,166,300	Process Cooling and Refrigeration
92	Industrial	Small Industrial	All	PCR	Optimized Distribution System	94%	100%	145,582,844	Process Cooling and Refrigeration
93	Industrial	Small Industrial	All	PCR	Floating head pressure controls	75%	100%	12,906,280	Process Cooling and Refrigeration
94	Industrial	Small Industrial	All	PCR	Premium efficiency refrigeration control system	84%	100%	115,640,273	Process Cooling and Refrigeration
95	Industrial	Small Industrial	All	PCR	Smart Defrost Controls	87%	100%	22,456,928	Process Cooling and Refrigeration
96	Industrial	Small Industrial	All	PCR	Doors, Covers and Curtains	61%	100%	41,988,432	Process Cooling and Refrigeration
97	Industrial	Small Industrial	All	PCR	Optimized chilled water temperature and/or optimized condenser temperature	84%	100%	86,730,205	Process Cooling and Refrigeration
98	Industrial	Small Industrial	All	PCR	Preventative refrigeration/cooling system maintenance	42%	100%	72,275,171	Process Cooling and Refrigeration
99	Industrial	Small Industrial	All	PCR	Optimized condenser pressure	84%	100%	86,730,205	Process Cooling and Refrigeration
100	Industrial	Small Industrial	All	PCR	VSD on chiller compressor	84%	100%	115,640,273	Process Cooling and Refrigeration
101	Industrial	Small Industrial	All	PCR	Free cooling	80%	100%	48,183,447	Process Cooling and Refrigeration
102	Industrial	Small Industrial	All	PCR	Improve insulation of refrigeration system	61%	100%	83,976,865	Process Cooling and Refrigeration
103	Industrial	Small Industrial	All	Pumps	High/Premium Efficiency Motors (Pumps)	99%	100%	252,539,629	Machine Drive
104	Industrial	Small Industrial	All	Pumps	Impeller Trimming (Pump)	99%	100%	47,351,181	Machine Drive
105	Industrial	Small Industrial	All	Pumps	Optimization of pumping system	99%	100%	252,539,629	Machine Drive
106	Industrial	Small Industrial	All	Pumps	Premium Efficiency Control with ASDs (Pumps)	86%	100%	191,955,627	Machine Drive
107	Industrial	Small Industrial	All	Pumps	Preventative Pump Maintenance	46%	100%	146,677,058	Machine Drive
108	Industrial	Small Industrial	All	Fans	High/Premium Efficiency Motors (Fans)	99%	100%	139,250,824	Machine Drive
109	Industrial	Small Industrial	All	Fans	Impeller Trimming or Inlet Guide Vanes	99%	100%	121,844,471	Machine Drive
110	Industrial	Small Industrial	All	HVAC	Optimized duct design to improve efficiency	100%	100%	156,498,797	Facility HVAC
111	Industrial	Small Industrial	All	Fans	Premium efficiency control, with ASD (Fans)	94%	100%	115,690,710	Machine Drive
112	Industrial	Small Industrial	All	Fans	Synchronous Belts (Fans)	100%	100%	70,328,699	Machine Drive
113	Industrial	Small Industrial	All	Fans	Preventative Fan Maintenance	46%	100%	80,878,004	Machine Drive
114	Industrial	Small Industrial	All	Motor - Other Applications	Premium Efficiency Control with ASDs (Other motors)	90%	100%	319,623,305	Machine Drive
115	Industrial	Small Industrial	All	Motor - Other Applications	High/Premium Efficiency Motors	99%	100%	401,812,155	Machine Drive
116	Industrial	Small Industrial	All	Motor - Other Applications	Correctly sized motors	99%	100%	351,585,636	Machine Drive
117	Industrial	Small Industrial	All	Motor - Other Applications	Optimized motor control	96%	100%	340,931,526	Machine Drive
118	Industrial	Small Industrial	All	Motor - Other Applications	Synchronous Belts	99%	100%	200,906,078	Machine Drive
119	Industrial	Small Industrial	All	Motor - Other Applications	Preventative Motor Maintenance	46%	100%	233,375,747	Machine Drive
120	Industrial	Small Industrial	All	Compressors	Premium efficiency ASD compressor	89%	100%	144,705,470	Machine Drive

*N/A: Measure did not pass measure level screening and therefore was not included in a program.

MEASURE DESCRIPTION						MEASURE SELECTION				APPLICABILITY			
Measure ID	Sector	Sub-Sector	Building Type	End Use	Measure Name	Measure TRC calculated for 2014	Measure TRC calculated for 2020	Measure TRC calculated for 2022	Passed Measure Screening? (1=Yes, 0=No)	Total Sub-Sector Units	Measure Units per Sub-Sector Unit	Applicability	Technical Feasibility
121	Industrial	Small Industrial	All	Compressors	Optimized Distribution System	52.2	65.1	68.7	1	2,306,084,454	0.088	100%	80%
122	Industrial	Small Industrial	All	Compressors	Minimize operating air pressure	431.2	524.7	615.8	1	2,306,084,454	0.088	100%	80%
123	Industrial	Small Industrial	All	Compressors	Optimized sizing of compressor system	13.5	15.5	16.0	1	2,306,084,454	0.088	100%	70%
124	Industrial	Small Industrial	All	Compressors	Optimized sizes of air receiver tanks	13.9	17.4	18.3	1	2,306,084,454	0.088	100%	80%
125	Industrial	Small Industrial	All	Compressors	Use cooler air from outside for make up air	780.4	900.2	928.8	1	2,306,084,454	0.088	100%	60%
126	Industrial	Small Industrial	All	Compressors	Premium Efficiency Air Dryer (compressors)	25.0	28.7	29.6	1	2,306,084,454	0.088	100%	80%
127	Industrial	Small Industrial	All	Compressors	Sequencing Control	16.0	21.0	22.5	1	2,306,084,454	0.088	100%	60%
128	Industrial	Small Industrial	All	Compressors	Eliminate air leaks	17.8	23.5	25.7	1	2,306,084,454	0.088	100%	100%
129	Industrial	Small Industrial	All	Compressors	Synchronous Belts for Air Compressors	208.7	260.3	274.6	1	2,306,084,454	0.088	100%	40%
130	Industrial	Small Industrial	All	Compressors	Replace compressed air use with mechanical or electrical	23.0	26.5	27.3	1	2,306,084,454	0.088	100%	10%
131	Industrial	Small Industrial	All	Compressors	Premium efficiency ASD compressor	5.7	7.1	7.5	1	2,306,084,454	0.088	100%	70%
132	Industrial	Small Industrial	All	Compressors	Compression ratio optimization (gas compressor)	780.3	900.0	928.6	1	2,306,084,454	0.088	100%	80%
133	Industrial	Small Industrial	All	Compressors	Retrofit internal parts of existing centrifugal compressors	52.0	60.0	61.9	1	2,306,084,454	0.088	100%	50%
134	Industrial	Small Industrial	All	Compressors	Gas compressor right sizing	7.3	9.1	9.6	1	2,306,084,454	0.088	100%	80%
135	Industrial	Small Industrial	All	Compressors	Volume pocket adjustments	7,803.7	9,000.7	9,287.5	1	2,306,084,454	0.088	100%	30%
136	Industrial	Small Industrial	All	Compressors	Minimum cylinder clearance	69.2	90.8	97.3	1	2,306,084,454	0.088	100%	60%
137	Industrial	Small Industrial	All	Compressors	Synchronous Belts for Air or Gas Compressors	417.3	520.6	549.2	1	2,306,084,454	0.088	100%	40%
138	Industrial	Small Industrial	All	HVAC	Air Source Heat Pump for Backup Generators	1.6	1.9	1.9	1	2,306,084,454	0.085	100%	80%
139	Industrial	Small Industrial	All	ONPU	High efficiency battery charger (for forklifts)	35.5	40.9	42.2	1	2,306,084,454	0.024	100%	100%
140	Industrial	Small Industrial	All	HVAC	Free cooling	38.3	45.8	47.6	1	2,306,084,454	0.085	100%	10%
141	Industrial	Small Industrial	All	HVAC	Radiant Heaters	>1.0 (Cost = $0)	>1.0 (Cost = $0)	>1.0 (Cost = $0)	0	0	0.000	0%	0%
142	Industrial	Small Industrial	All	HVAC	High efficiency non-packaged HVAC equipment	0.3	0.3	0.4	0	0	0.000	0%	0%
143	Industrial	Small Industrial	All	HVAC	Seasonal Temperature Settings Adjustments	1,243.4	1,641.5	1,798.4	1	2,306,084,454	0.085	100%	100%
144	Industrial	Small Industrial	All	HVAC	High-efficiency rooftop AC with an EER of 13.5	10.1	12.0	12.5	1	2,306,084,454	0.085	100%	80%
145	Industrial	Small Industrial	All	HVAC	Ground Source Heat Pump	1.0	1.2	1.2	1	2,306,084,454	0.085	100%	5%
146	Industrial	Small Industrial	All	HVAC	Ventilation Heat Recovery	0.6	0.7	0.7	0	0	0.000	0%	0%
147	Industrial	Small Industrial	All	HVAC	Automated Temperature Control	35.2	39.8	40.9	1	2,306,084,454	0.085	100%	80%
148	Industrial	Small Industrial	All	HVAC	Reduced Temperature Settings	1,243.4	1,641.5	1,798.4	1	2,306,084,454	0.085	100%	80%
149	Industrial	Small Industrial	All	HVAC	Destratification Fans	21.7	25.0	25.8	1	2,306,084,454	0.085	100%	40%
150	Industrial	Small Industrial	All	HVAC	Warehouse Loading Dock Seals	5.4	6.7	7.0	1	2,306,084,454	0.085	100%	30%
151	Industrial	Small Industrial	All	HVAC	Air Curtains	3.9	4.7	4.9	1	2,306,084,454	0.085	100%	30%
152	Industrial	Small Industrial	All	HVAC	Preventative Packaged HVAC Maintenance	1,243.4	1,641.7	1,798.6	1	2,306,084,454	0.085	100%	100%
153	Industrial	Small Industrial	All	HVAC	Heat Recovery from Processes to Heat Ventilation Make-up Air	0.1	0.1	0.2	0	0	0.000	0%	0%
154	Industrial	Small Industrial	All	FL	High efficiency ballasts for lighting	42.0	52.2	54.8	1	2,306,084,454	0.064	100%	100%
155	Industrial	Small Industrial	All	FL	High Efficiency Light fixtures	5.9	7.0	7.3	1	2,306,084,454	0.064	100%	100%
156	Industrial	Small Industrial	All	FL	Efficient Lighting Design	20.5	24.3	25.2	1	2,306,084,454	0.064	100%	100%
157	Industrial	Small Industrial	All	FL	Lighting controls: on/off timer settings	14.5	18.7	19.9	1	2,306,084,454	0.064	100%	80%
158	Industrial	Small Industrial	All	FL	Lighting controls: occupancy sensors	1.2	1.5	1.6	1	2,306,084,454	0.064	100%	80%
159	Industrial	Small Industrial	All	HVAC	Ventilation Optimization	4.7	5.7	5.9	1	2,306,084,454	0.085	100%	80%
160	Industrial	Small Industrial	All	HVAC	Premium efficiency ventilation control with VSD	9.3	11.6	12.2	1	2,306,084,454	0.085	100%	80%
161	Industrial	Small Industrial	All	HVAC	Demand-Controlled Ventilation	2.4	2.8	2.9	1	2,306,084,454	0.085	100%	80%
162	Industrial	Chlor-alkali	All	OPU/ONPU	Sub-Metering and Interval Metering	6,121.5	7,313.4	7,600.2	1	3,823,928,000	0.100	100%	100%
163	Industrial	Chlor-alkali	All	OPU/ONPU	Integrated control system	4,174.0	5,207.5	5,493.7	1	3,823,928,000	0.100	100%	90%
164	Industrial	Chlor-alkali	All	OPU/ONPU	HE Dry-Type Transformers	10,235.5	11,431.5	11,718.1	1	3,823,928,000	0.100	100%	100%
165	Industrial	Chlor-alkali	All	OPU/ONPU	Advanced water heater controls	390.1	449.9	464.2	1	3,823,928,000	0.100	100%	90%
166	Industrial	Chlor-alkali	All	OPU/ONPU	Process Heat Recovery to Preheat Makeup Water	48.8	56.3	58.0	1	3,823,928,000	0.100	100%	15%
167	Industrial	Chlor-alkali	All	OPU/ONPU	Air Curtains (Oven)	37.2	42.9	44.2	1	3,823,928,000	0.100	100%	9%
168	Industrial	Chlor-alkali	All	OPU/ONPU	Insulation (Oven)	55.7	66.5	69.1	1	3,823,928,000	0.100	100%	90%
169	Industrial	Chlor-alkali	All	OPU/ONPU	Preventative Oven Maintenance	1,243.4	1,641.7	1,798.6	1	3,823,928,000	0.100	100%	100%
170	Industrial	Chlor-alkali	All	OPU/ONPU	Air Curtains (Dryer)	390.1	450.0	464.3	1	3,823,928,000	0.100	100%	9%
171	Industrial	Chlor-alkali	All	OPU/ONPU	Insulation (Dryer)	612.2	731.3	760.0	1	3,823,928,000	0.100	100%	90%
172	Industrial	Chlor-alkali	All	OPU/ONPU	Preventative Dryer Maintenance	1,243.4	1,641.7	1,798.6	1	3,823,928,000	0.100	100%	100%
173	Industrial	Chlor-alkali	All	OPU/ONPU	Preventative Furnace Maintenance	1,243.4	1,641.7	1,798.6	1	3,823,928,000	0.100	100%	0%
174	Industrial	Chlor-alkali	All	OPU/ONPU	Insulation (Furnace)	612.2	731.3	760.0	1	3,823,928,000	0.100	100%	0%
175	Industrial	Chlor-alkali	All	OPU/ONPU	Preventative Kiln Maintenance	1,243.4	1,641.7	1,798.6	1	3,823,928,000	0.100	100%	0%
176	Industrial	Chlor-alkali	All	OPU/ONPU	Insulation (Kiln)	6,121.5	7,313.4	7,600.2	1	3,823,928,000	0.100	100%	0%
177	Industrial	Chlor-alkali	All	OPU/ONPU	High Efficiency Chiller	8.2	9.5	9.8	1	3,823,928,000	0.100	100%	10%
178	Industrial	Chlor-alkali	All	OPU/ONPU	Optimized Distribution System	83.2	94.1	96.7	1	3,823,928,000	0.100	100%	93%
179	Industrial	Chlor-alkali	All	OPU/ONPU	Floating head pressure controls	309.7	371.5	386.3	1	3,823,928,000	0.100	100%	10%
180	Industrial	Chlor-alkali	All	OPU/ONPU	Premium efficiency refrigeration control system	4.7	5.6	5.8	1	3,823,928,000	0.100	100%	80%

*N/A: Measure did not pass measure level screening and therefore was not included in a program.

MEASURE DESCRIPTION						APPLICABILITY			PROGRAM
Measure ID	Sector	Sub-Sector	Building Type	End Use	Measure Name	Not Yet Adopted Rate	Annual Replacement Eligibility	Total Applicable Measure Units	Program-Measure Inclusion (if Passed Measure Screening)
121	Industrial	Small Industrial	All	Compressors	Optimized Distribution System	81%	100%	131,698,237	Machine Drive
122	Industrial	Small Industrial	All	Compressors	Minimize operating air pressure	61%	100%	99,180,154	Machine Drive
123	Industrial	Small Industrial	All	Compressors	Optimized sizing of compressor system	93%	100%	132,307,951	Machine Drive
124	Industrial	Small Industrial	All	Compressors	Optimized sizes of air receiver tanks	45%	100%	73,165,687	Machine Drive
125	Industrial	Small Industrial	All	Compressors	Use cooler air from outside for make up air	56%	100%	68,287,975	Machine Drive
126	Industrial	Small Industrial	All	Compressors	Premium Efficiency Air Dryer (compressors)	89%	100%	144,705,470	Machine Drive
127	Industrial	Small Industrial	All	Compressors	Sequencing Control	69%	100%	84,140,540	Machine Drive
128	Industrial	Small Industrial	All	Compressors	Eliminate air leaks	61%	100%	123,975,192	Machine Drive
129	Industrial	Small Industrial	All	Compressors	Synchronous Belts for Air Compressors	94%	100%	76,417,495	Machine Drive
130	Industrial	Small Industrial	All	Compressors	Replace compressed air use with mechanical or electrical	98%	100%	19,917,326	Machine Drive
131	Industrial	Small Industrial	All	Compressors	Premium efficiency ASD compressor	85%	100%	120,926,622	Machine Drive
132	Industrial	Small Industrial	All	Compressors	Compression ratio optimization (gas compressor)	34%	100%	55,280,741	Machine Drive
133	Industrial	Small Industrial	All	Compressors	Retrofit internal parts of existing centrifugal compressors	70%	100%	71,133,307	Machine Drive
134	Industrial	Small Industrial	All	Compressors	Gas compressor right sizing	63%	100%	102,431,962	Machine Drive
135	Industrial	Small Industrial	All	Compressors	Volume pocket adjustments	53%	100%	32,314,845	Machine Drive
136	Industrial	Small Industrial	All	Compressors	Minimum cylinder clearance	44%	100%	53,654,837	Machine Drive
137	Industrial	Small Industrial	All	Compressors	Synchronous Belts for Air or Gas Compressors	94%	100%	76,417,495	Machine Drive
138	Industrial	Small Industrial	All	HVAC	Air Source Heat Pump for Backup Generators	96%	100%	150,238,845	Facility HVAC
139	Industrial	Small Industrial	All	ONPU	High efficiency battery charger (for forklifts)	89%	100%	48,402,610	Other Process/Non-Process Use
140	Industrial	Small Industrial	All	HVAC	Free cooling	80%	100%	15,649,880	Facility HVAC
141	Industrial	Small Industrial	All	HVAC	Radiant Heaters	0%	0%	0	*N/A
142	Industrial	Small Industrial	All	HVAC	High efficiency non-packaged HVAC equipment	0%	0%	0	*N/A
143	Industrial	Small Industrial	All	HVAC	Seasonal Temperature Settings Adjustments	42%	100%	82,161,869	Facility HVAC
144	Industrial	Small Industrial	All	HVAC	High-efficiency rooftop AC with an EER of 13.5	70%	100%	109,549,158	Facility HVAC
145	Industrial	Small Industrial	All	HVAC	Ground Source Heat Pump	89%	100%	8,705,246	Facility HVAC
146	Industrial	Small Industrial	All	HVAC	Ventilation Heat Recovery	0%	0%	0	*N/A
147	Industrial	Small Industrial	All	HVAC	Automated Temperature Control	46%	100%	71,989,447	Facility HVAC
148	Industrial	Small Industrial	All	HVAC	Reduced Temperature Settings	42%	100%	65,729,495	Facility HVAC
149	Industrial	Small Industrial	All	HVAC	Destratification Fans	94%	100%	73,554,435	Facility HVAC
150	Industrial	Small Industrial	All	HVAC	Warehouse Loading Dock Seals	66%	100%	38,733,452	Facility HVAC
151	Industrial	Small Industrial	All	HVAC	Air Curtains	50%	100%	29,343,524	Facility HVAC
152	Industrial	Small Industrial	All	HVAC	Preventative Packaged HVAC Maintenance	36%	100%	70,424,459	Facility HVAC
153	Industrial	Small Industrial	All	HVAC	Heat Recovery from Processes to Heat Ventilation Make-up Air	0%	0%	0	*N/A
154	Industrial	Small Industrial	All	FL	High efficiency ballasts for lighting	86%	100%	126,351,674	Facility Lighting
155	Industrial	Small Industrial	All	FL	High Efficiency Light fixtures	74%	100%	108,721,208	Facility Lighting
156	Industrial	Small Industrial	All	FL	Efficient Lighting Design	96%	100%	141,043,729	Facility Lighting
157	Industrial	Small Industrial	All	FL	Lighting controls: on/off timer settings	100%	100%	117,536,441	Facility Lighting
158	Industrial	Small Industrial	All	FL	Lighting controls: occupancy sensors	99%	100%	116,361,077	Facility Lighting
159	Industrial	Small Industrial	All	HVAC	Ventilation Optimization	89%	100%	139,283,929	Facility HVAC
160	Industrial	Small Industrial	All	HVAC	Premium efficiency ventilation control with VSD	89%	100%	139,283,929	Facility HVAC
161	Industrial	Small Industrial	All	HVAC	Demand-Controlled Ventilation	99%	100%	154,933,809	Facility HVAC
162	Industrial	Chlor-alkali	All	OPU/ONPU	Sub-Metering and Interval Metering	76%	100%	290,618,528	Other Process/Non-Process Use
163	Industrial	Chlor-alkali	All	OPU/ONPU	Integrated control system	100%	100%	344,153,520	Other Process/Non-Process Use
164	Industrial	Chlor-alkali	All	OPU/ONPU	HE Dry-Type Transformers	100%	100%	382,392,800	Other Process/Non-Process Use
165	Industrial	Chlor-alkali	All	OPU/ONPU	Advanced water heater controls	83%	100%	285,647,422	Other Process/Non-Process Use
166	Industrial	Chlor-alkali	All	OPU/ONPU	Process Heat Recovery to Preheat Makeup Water	83%	100%	47,607,904	Other Process/Non-Process Use
167	Industrial	Chlor-alkali	All	OPU/ONPU	Air Curtains (Oven)	83%	100%	28,564,742	Other Process/Non-Process Use
168	Industrial	Chlor-alkali	All	OPU/ONPU	Insulation (Oven)	10%	100%	34,415,352	Other Process/Non-Process Use
169	Industrial	Chlor-alkali	All	OPU/ONPU	Preventative Oven Maintenance	15%	100%	57,358,920	Other Process/Non-Process Use
170	Industrial	Chlor-alkali	All	OPU/ONPU	Air Curtains (Dryer)	83%	100%	28,564,742	Other Process/Non-Process Use
171	Industrial	Chlor-alkali	All	OPU/ONPU	Insulation (Dryer)	10%	100%	34,415,352	Other Process/Non-Process Use
172	Industrial	Chlor-alkali	All	OPU/ONPU	Preventative Dryer Maintenance	15%	100%	57,358,920	Other Process/Non-Process Use
173	Industrial	Chlor-alkali	All	OPU/ONPU	Preventative Furnace Maintenance	100%	100%	0	Other Process/Non-Process Use
174	Industrial	Chlor-alkali	All	OPU/ONPU	Insulation (Furnace)	100%	100%	0	Other Process/Non-Process Use
175	Industrial	Chlor-alkali	All	OPU/ONPU	Preventative Kiln Maintenance	100%	100%	0	Other Process/Non-Process Use
176	Industrial	Chlor-alkali	All	OPU/ONPU	Insulation (Kiln)	100%	100%	0	Other Process/Non-Process Use
177	Industrial	Chlor-alkali	All	OPU/ONPU	High Efficiency Chiller	91%	100%	34,797,745	Other Process/Non-Process Use
178	Industrial	Chlor-alkali	All	OPU/ONPU	Optimized Distribution System	76%	100%	270,275,231	Other Process/Non-Process Use
179	Industrial	Chlor-alkali	All	OPU/ONPU	Floating head pressure controls	74%	100%	28,297,067	Other Process/Non-Process Use
180	Industrial	Chlor-alkali	All	OPU/ONPU	Premium efficiency refrigeration control system	86%	100%	263,086,246	Other Process/Non-Process Use

*N/A: Measure did not pass measure level screening and therefore was not included in a program.

MEASURE DESCRIPTION						MEASURE SELECTION				APPLICABILITY			
Measure ID	Sector	Sub-Sector	Building Type	End Use	Measure Name	Measure TRC calculated for 2014	Measure TRC calculated for 2020	Measure TRC calculated for 2022	Passed Measure Screening? (1=Yes, 0=No)	Total Sub-Sector Units	Measure Units per Sub-Sector Unit	Applicability	Technical Feasibility
181	Industrial	Chlor-alkali	All	OPU/ONPU	Smart Defrost Controls	648.5	768.1	796.8	1	3,823,928,000	0.100	100%	10%
182	Industrial	Chlor-alkali	All	OPU/ONPU	Doors, Covers and Curtains	51.9	68.1	73.0	1	3,823,928,000	0.100	100%	10%
183	Industrial	Chlor-alkali	All	OPU/ONPU	Optimized chilled water temperature and/or optimized condenser temperature	1,241.3	1,633.9	1,787.6	1	3,823,928,000	0.100	100%	80%
184	Industrial	Chlor-alkali	All	OPU/ONPU	Preventative refrigeration/cooling system maintenance	1,243.4	1,641.7	1,798.6	1	3,823,928,000	0.100	100%	100%
185	Industrial	Chlor-alkali	All	OPU/ONPU	Optimized condenser pressure	1,243.4	1,641.6	1,798.5	1	3,823,928,000	0.100	100%	80%
186	Industrial	Chlor-alkali	All	OPU/ONPU	VSD on chiller compressor	18.0	21.5	22.4	1	3,823,928,000	0.100	100%	80%
187	Industrial	Chlor-alkali	All	OPU/ONPU	Free cooling	33.2	40.7	42.6	1	3,823,928,000	0.100	100%	35%
188	Industrial	Chlor-alkali	All	OPU/ONPU	Improve insulation of refrigeration system	16.7	20.8	22.0	1	3,823,928,000	0.100	100%	80%
189	Industrial	Chlor-alkali	All	OPU/ONPU	High/Premium Efficiency Motors (Pumps)	35.5	42.2	43.8	1	3,823,928,000	0.100	100%	80%
190	Industrial	Chlor-alkali	All	OPU/ONPU	Impeller Trimming (Pump)	78.0	90.0	92.9	1	3,823,928,000	0.100	100%	15%
191	Industrial	Chlor-alkali	All	OPU/ONPU	Optimization of pumping system	30.8	36.8	38.3	1	3,823,928,000	0.100	100%	80%
192	Industrial	Chlor-alkali	All	OPU/ONPU	Premium Efficiency Control with ASDs (Pumps)	29.1	34.8	36.2	1	3,823,928,000	0.100	100%	70%
193	Industrial	Chlor-alkali	All	OPU/ONPU	Preventative Pump Maintenance	1,243.4	1,641.7	1,798.6	1	3,823,928,000	0.100	100%	100%
194	Industrial	Chlor-alkali	All	OPU/ONPU	High/Premium Efficiency Motors (Fans)	32.2	38.5	40.0	1	3,823,928,000	0.100	100%	80%
195	Industrial	Chlor-alkali	All	OPU/ONPU	Impeller Trimming or Inlet Guide Vanes	20.7	27.4	30.0	1	3,823,928,000	0.100	100%	70%
196	Industrial	Chlor-alkali	All	OPU/ONPU	Optimized duct design to improve efficiency	7.1	8.5	8.8	1	3,823,928,000	0.100	100%	80%
197	Industrial	Chlor-alkali	All	OPU/ONPU	Premium efficiency control, with ASD (Fans)	13.9	17.4	18.3	1	3,823,928,000	0.100	100%	70%
198	Industrial	Chlor-alkali	All	OPU/ONPU	Synchronous Belts (Fans)	139.1	173.5	183.1	1	3,823,928,000	0.100	100%	40%
199	Industrial	Chlor-alkali	All	OPU/ONPU	Preventative Fan Maintenance	1,243.4	1,641.7	1,798.6	1	3,823,928,000	0.100	100%	100%
200	Industrial	Chlor-alkali	All	OPU/ONPU	Premium Efficiency Control with ASDs (Other motors)	29.1	34.8	36.2	1	3,823,928,000	0.100	100%	70%
201	Industrial	Chlor-alkali	All	OPU/ONPU	High/Premium Efficiency Motors	36.0	43.0	44.7	1	3,823,928,000	0.100	100%	80%
202	Industrial	Chlor-alkali	All	OPU/ONPU	Correctly sized motors	55.6	66.5	69.1	1	3,823,928,000	0.100	100%	70%
203	Industrial	Chlor-alkali	All	OPU/ONPU	Optimized motor control	612.2	731.3	760.0	1	3,823,928,000	0.100	100%	70%
204	Industrial	Chlor-alkali	All	OPU/ONPU	Synchronous Belts	417.3	520.6	549.2	1	3,823,928,000	0.100	100%	40%
205	Industrial	Chlor-alkali	All	OPU/ONPU	Preventative Motor Maintenance	1,243.4	1,641.7	1,798.6	1	3,823,928,000	0.100	100%	100%
206	Industrial	Chlor-alkali	All	OPU/ONPU	Premium efficiency ASD compressor	5.2	6.5	6.8	1	3,823,928,000	0.100	100%	80%
207	Industrial	Chlor-alkali	All	OPU/ONPU	Optimized Distribution System	69.6	86.8	91.6	1	3,823,928,000	0.100	100%	80%
208	Industrial	Chlor-alkali	All	OPU/ONPU	Minimize operating air pressure	431.2	524.7	615.8	1	3,823,928,000	0.100	100%	80%
209	Industrial	Chlor-alkali	All	OPU/ONPU	Optimized sizing of compressor system	20.0	23.1	23.8	1	3,823,928,000	0.100	100%	70%
210	Industrial	Chlor-alkali	All	OPU/ONPU	Optimized sizes of air receiver tanks	20.9	26.0	27.5	1	3,823,928,000	0.100	100%	80%
211	Industrial	Chlor-alkali	All	OPU/ONPU	Use cooler air from outside for make up air	7,804.3	9,001.5	9,288.3	1	3,823,928,000	0.100	100%	60%
212	Industrial	Chlor-alkali	All	OPU/ONPU	Premium Efficiency Air Dryer (compressors)	36.9	42.4	43.8	1	3,823,928,000	0.100	100%	80%
213	Industrial	Chlor-alkali	All	OPU/ONPU	Sequencing Control	26.0	34.1	36.5	1	3,823,928,000	0.100	100%	75%
214	Industrial	Chlor-alkali	All	OPU/ONPU	Eliminate air leaks	24.9	32.8	36.0	1	3,823,928,000	0.100	100%	100%
215	Industrial	Chlor-alkali	All	OPU/ONPU	Synchronous Belts for Air Compressors	417.3	520.6	549.2	1	3,823,928,000	0.100	100%	40%
216	Industrial	Chlor-alkali	All	OPU/ONPU	Replace compressed air use with mechanical or electrical	35.5	40.9	42.2	1	3,823,928,000	0.100	100%	10%
217	Industrial	Chlor-alkali	All	OPU/ONPU	Premium efficiency ASD compressor	8.6	10.7	11.3	1	3,823,928,000	0.100	100%	0%
218	Industrial	Chlor-alkali	All	OPU/ONPU	Compression ratio optimization (gas compressor)	780.3	900.0	928.6	1	3,823,928,000	0.100	100%	0%
219	Industrial	Chlor-alkali	All	OPU/ONPU	Retrofit internal parts of existing centrifugal compressors	78.0	90.0	92.9	1	3,823,928,000	0.100	100%	0%
220	Industrial	Chlor-alkali	All	OPU/ONPU	Gas compressor right sizing	11.0	13.7	14.5	1	3,823,928,000	0.100	100%	0%
221	Industrial	Chlor-alkali	All	OPU/ONPU	Volume pocket adjustments	7,803.7	9,000.7	9,287.5	1	3,823,928,000	0.100	100%	0%
222	Industrial	Chlor-alkali	All	OPU/ONPU	Minimum cylinder clearance	103.9	136.2	146.0	1	3,823,928,000	0.100	100%	0%
223	Industrial	Chlor-alkali	All	OPU/ONPU	Synchronous Belts for Air or Gas Compressors	417.3	520.6	549.2	1	3,823,928,000	0.100	100%	0%
224	Industrial	Chlor-alkali	All	OPU/ONPU	Air Source Heat Pump for Backup Generators	2.4	2.8	2.9	1	3,823,928,000	0.100	100%	80%
225	Industrial	Chlor-alkali	All	OPU/ONPU	High efficiency battery charger (for forklifts)	55.7	64.3	66.3	1	3,823,928,000	0.100	100%	100%
226	Industrial	Chlor-alkali	All	OPU/ONPU	Free cooling	55.7	66.6	69.2	1	3,823,928,000	0.100	100%	10%
227	Industrial	Chlor-alkali	All	OPU/ONPU	Radiant Heaters	>1.0 (Cost = $0)	>1.0 (Cost = $0)	>1.0 (Cost = $0)	0	0	0.000	0%	0%
228	Industrial	Chlor-alkali	All	OPU/ONPU	High efficiency non-packaged HVAC equipment	0.5	0.5	0.5	0	0	0.000	0%	0%
229	Industrial	Chlor-alkali	All	OPU/ONPU	Seasonal Temperature Settings Adjustments	1,243.4	1,641.5	1,798.4	1	3,823,928,000	0.100	100%	100%
230	Industrial	Chlor-alkali	All	OPU/ONPU	High-efficiency rooftop AC with an EER of 13.5	15.3	18.3	19.0	1	3,823,928,000	0.100	100%	80%
231	Industrial	Chlor-alkali	All	OPU/ONPU	Ground Source Heat Pump	1.5	1.7	1.8	1	3,823,928,000	0.100	100%	5%
232	Industrial	Chlor-alkali	All	OPU/ONPU	Ventilation Heat Recovery	0.9	1.0	1.1	1	3,823,928,000	0.100	100%	40%
233	Industrial	Chlor-alkali	All	OPU/ONPU	Automated Temperature Control	53.9	60.9	62.6	1	3,823,928,000	0.100	100%	80%
234	Industrial	Chlor-alkali	All	OPU/ONPU	Reduced Temperature Settings	1,243.4	1,641.5	1,798.4	1	3,823,928,000	0.100	100%	80%
235	Industrial	Chlor-alkali	All	OPU/ONPU	Destratification Fans	32.5	37.5	38.7	1	3,823,928,000	0.100	100%	30%
236	Industrial	Chlor-alkali	All	OPU/ONPU	Warehouse Loading Dock Seals	8.0	10.0	10.6	1	3,823,928,000	0.100	100%	30%
237	Industrial	Chlor-alkali	All	OPU/ONPU	Air Curtains	5.9	7.1	7.4	1	3,823,928,000	0.100	100%	20%
238	Industrial	Chlor-alkali	All	OPU/ONPU	Preventative Packaged HVAC Maintenance	1,243.4	1,641.7	1,798.6	1	3,823,928,000	0.100	100%	100%
239	Industrial	Chlor-alkali	All	OPU/ONPU	Heat Recovery from Processes to Heat Ventilation Make-up Air	0.2	0.2	0.2	0	0	0.000	0%	0%
240	Industrial	Chlor-alkali	All	OPU/ONPU	High efficiency ballasts for lighting	57.9	72.0	75.7	1	3,823,928,000	0.100	100%	100%

*N/A: Measure did not pass measure level screening and therefore was not included in a program.

MEASURE DESCRIPTION						APPLICABILITY			PROGRAM
Measure ID	Sector	Sub-Sector	Building Type	End Use	Measure Name	Not Yet Adopted Rate	Annual Replacement Eligibility	Total Applicable Measure Units	Program-Measure Inclusion (if Passed Measure Screening)
181	Industrial	Chlor-alkali	All	OPU/ONPU	Smart Defrost Controls	91%	100%	34,797,745	Other Process/Non-Process Use
182	Industrial	Chlor-alkali	All	OPU/ONPU	Doors, Covers and Curtains	75%	100%	28,679,460	Other Process/Non-Process Use
183	Industrial	Chlor-alkali	All	OPU/ONPU	Optimized chilled water temperature and/or optimized condenser temperature	86%	100%	263,086,246	Other Process/Non-Process Use
184	Industrial	Chlor-alkali	All	OPU/ONPU	Preventative refrigeration/cooling system maintenance	15%	100%	57,358,920	Other Process/Non-Process Use
185	Industrial	Chlor-alkali	All	OPU/ONPU	Optimized condenser pressure	86%	100%	263,086,246	Other Process/Non-Process Use
186	Industrial	Chlor-alkali	All	OPU/ONPU	VSD on chiller compressor	86%	100%	263,086,246	Other Process/Non-Process Use
187	Industrial	Chlor-alkali	All	OPU/ONPU	Free cooling	60%	100%	80,302,488	Other Process/Non-Process Use
188	Industrial	Chlor-alkali	All	OPU/ONPU	Improve insulation of refrigeration system	43%	100%	131,543,123	Other Process/Non-Process Use
189	Industrial	Chlor-alkali	All	OPU/ONPU	High/Premium Efficiency Motors (Pumps)	78%	100%	238,613,107	Other Process/Non-Process Use
190	Industrial	Chlor-alkali	All	OPU/ONPU	Impeller Trimming (Pump)	98%	100%	56,211,742	Other Process/Non-Process Use
191	Industrial	Chlor-alkali	All	OPU/ONPU	Optimization of pumping system	93%	100%	284,500,243	Other Process/Non-Process Use
192	Industrial	Chlor-alkali	All	OPU/ONPU	Premium Efficiency Control with ASDs (Pumps)	85%	100%	227,523,716	Other Process/Non-Process Use
193	Industrial	Chlor-alkali	All	OPU/ONPU	Preventative Pump Maintenance	37%	100%	141,485,336	Other Process/Non-Process Use
194	Industrial	Chlor-alkali	All	OPU/ONPU	High/Premium Efficiency Motors (Fans)	25%	100%	76,478,560	Other Process/Non-Process Use
195	Industrial	Chlor-alkali	All	OPU/ONPU	Impeller Trimming or Inlet Guide Vanes	48%	100%	128,483,981	Other Process/Non-Process Use
196	Industrial	Chlor-alkali	All	OPU/ONPU	Optimized duct design to improve efficiency	59%	100%	180,489,402	Other Process/Non-Process Use
197	Industrial	Chlor-alkali	All	OPU/ONPU	Premium efficiency control, with ASD (Fans)	40%	100%	107,069,984	Other Process/Non-Process Use
198	Industrial	Chlor-alkali	All	OPU/ONPU	Synchronous Belts (Fans)	100%	100%	152,957,120	Other Process/Non-Process Use
199	Industrial	Chlor-alkali	All	OPU/ONPU	Preventative Fan Maintenance	37%	100%	141,485,336	Other Process/Non-Process Use
200	Industrial	Chlor-alkali	All	OPU/ONPU	Premium Efficiency Control with ASDs (Other motors)	63%	100%	168,635,225	Other Process/Non-Process Use
201	Industrial	Chlor-alkali	All	OPU/ONPU	High/Premium Efficiency Motors	25%	100%	76,478,560	Other Process/Non-Process Use
202	Industrial	Chlor-alkali	All	OPU/ONPU	Correctly sized motors	98%	100%	262,321,461	Other Process/Non-Process Use
203	Industrial	Chlor-alkali	All	OPU/ONPU	Optimized motor control	77%	100%	206,109,719	Other Process/Non-Process Use
204	Industrial	Chlor-alkali	All	OPU/ONPU	Synchronous Belts	78%	100%	119,306,554	Other Process/Non-Process Use
205	Industrial	Chlor-alkali	All	OPU/ONPU	Preventative Motor Maintenance	37%	100%	141,485,336	Other Process/Non-Process Use
206	Industrial	Chlor-alkali	All	OPU/ONPU	Premium efficiency ASD compressor	85%	100%	260,027,104	Other Process/Non-Process Use
207	Industrial	Chlor-alkali	All	OPU/ONPU	Optimized Distribution System	79%	100%	241,672,250	Other Process/Non-Process Use
208	Industrial	Chlor-alkali	All	OPU/ONPU	Minimize operating air pressure	15%	100%	45,887,136	Other Process/Non-Process Use
209	Industrial	Chlor-alkali	All	OPU/ONPU	Optimized sizing of compressor system	79%	100%	211,463,218	Other Process/Non-Process Use
210	Industrial	Chlor-alkali	All	OPU/ONPU	Optimized sizes of air receiver tanks	27%	100%	82,596,845	Other Process/Non-Process Use
211	Industrial	Chlor-alkali	All	OPU/ONPU	Use cooler air from outside for make up air	39%	100%	89,479,915	Other Process/Non-Process Use
212	Industrial	Chlor-alkali	All	OPU/ONPU	Premium Efficiency Air Dryer (compressors)	85%	100%	260,027,104	Other Process/Non-Process Use
213	Industrial	Chlor-alkali	All	OPU/ONPU	Sequencing Control	63%	100%	180,680,598	Other Process/Non-Process Use
214	Industrial	Chlor-alkali	All	OPU/ONPU	Eliminate air leaks	15%	100%	57,358,920	Other Process/Non-Process Use
215	Industrial	Chlor-alkali	All	OPU/ONPU	Synchronous Belts for Air Compressors	93%	100%	142,250,122	Other Process/Non-Process Use
216	Industrial	Chlor-alkali	All	OPU/ONPU	Replace compressed air use with mechanical or electrical	95%	100%	36,327,316	Other Process/Non-Process Use
217	Industrial	Chlor-alkali	All	OPU/ONPU	Premium efficiency ASD compressor	100%	100%	0	Other Process/Non-Process Use
218	Industrial	Chlor-alkali	All	OPU/ONPU	Compression ratio optimization (gas compressor)	100%	100%	0	Other Process/Non-Process Use
219	Industrial	Chlor-alkali	All	OPU/ONPU	Retrofit internal parts of existing centrifugal compressors	100%	100%	0	Other Process/Non-Process Use
220	Industrial	Chlor-alkali	All	OPU/ONPU	Gas compressor right sizing	100%	100%	0	Other Process/Non-Process Use
221	Industrial	Chlor-alkali	All	OPU/ONPU	Volume pocket adjustments	100%	100%	0	Other Process/Non-Process Use
222	Industrial	Chlor-alkali	All	OPU/ONPU	Minimum cylinder clearance	100%	100%	0	Other Process/Non-Process Use
223	Industrial	Chlor-alkali	All	OPU/ONPU	Synchronous Belts for Air or Gas Compressors	100%	100%	0	Other Process/Non-Process Use
224	Industrial	Chlor-alkali	All	OPU/ONPU	Air Source Heat Pump for Backup Generators	95%	100%	290,618,528	Other Process/Non-Process Use
225	Industrial	Chlor-alkali	All	OPU/ONPU	High efficiency battery charger (for forklifts)	85%	100%	325,033,880	Other Process/Non-Process Use
226	Industrial	Chlor-alkali	All	OPU/ONPU	Free cooling	60%	100%	22,943,568	Other Process/Non-Process Use
227	Industrial	Chlor-alkali	All	OPU/ONPU	Radiant Heaters	0%	0%	0	*N/A
228	Industrial	Chlor-alkali	All	OPU/ONPU	High efficiency non-packaged HVAC equipment	0%	0%	0	*N/A
229	Industrial	Chlor-alkali	All	OPU/ONPU	Seasonal Temperature Settings Adjustments	45%	100%	172,076,760	Other Process/Non-Process Use
230	Industrial	Chlor-alkali	All	OPU/ONPU	High-efficiency rooftop AC with an EER of 13.5	60%	100%	183,548,544	Other Process/Non-Process Use
231	Industrial	Chlor-alkali	All	OPU/ONPU	Ground Source Heat Pump	93%	100%	17,781,265	Other Process/Non-Process Use
232	Industrial	Chlor-alkali	All	OPU/ONPU	Ventilation Heat Recovery	76%	100%	116,247,411	Other Process/Non-Process Use
233	Industrial	Chlor-alkali	All	OPU/ONPU	Automated Temperature Control	45%	100%	137,661,408	Other Process/Non-Process Use
234	Industrial	Chlor-alkali	All	OPU/ONPU	Reduced Temperature Settings	45%	100%	137,661,408	Other Process/Non-Process Use
235	Industrial	Chlor-alkali	All	OPU/ONPU	Destratification Fans	90%	100%	103,246,056	Other Process/Non-Process Use
236	Industrial	Chlor-alkali	All	OPU/ONPU	Warehouse Loading Dock Seals	52%	100%	59,653,277	Other Process/Non-Process Use
237	Industrial	Chlor-alkali	All	OPU/ONPU	Air Curtains	43%	100%	32,885,781	Other Process/Non-Process Use
238	Industrial	Chlor-alkali	All	OPU/ONPU	Preventative Packaged HVAC Maintenance	15%	100%	57,358,920	Other Process/Non-Process Use
239	Industrial	Chlor-alkali	All	OPU/ONPU	Heat Recovery from Processes to Heat Ventilation Make-up Air	0%	0%	0	*N/A
240	Industrial	Chlor-alkali	All	OPU/ONPU	High efficiency ballasts for lighting	83%	100%	317,386,024	Other Process/Non-Process Use

*N/A: Measure did not pass measure level screening and therefore was not included in a program.

MEASURE DESCRIPTION						MEASURE SELECTION				APPLICABILITY			
Measure ID	Sector	Sub-Sector	Building Type	End Use	Measure Name	Measure TRC calculated for 2014	Measure TRC calculated for 2020	Measure TRC calculated for 2022	Passed Measure Screening? (1=Yes, 0=No)	Total Sub-Sector Units	Measure Units per Sub-Sector Unit	Applicability	Technical Feasibility
241	Industrial	Chlor-alkali	All	OPU/ONPU	High Efficiency Light fixtures	8.9	10.6	11.0	1	3,823,928,000	0.100	100%	100%
242	Industrial	Chlor-alkali	All	OPU/ONPU	Efficient Lighting Design	29.8	35.5	36.9	1	3,823,928,000	0.100	100%	100%
243	Industrial	Chlor-alkali	All	OPU/ONPU	Lighting controls: on/off timer settings	20.9	27.0	28.7	1	3,823,928,000	0.100	100%	80%
244	Industrial	Chlor-alkali	All	OPU/ONPU	Lighting controls: occupancy sensors	1.8	2.3	2.4	1	3,823,928,000	0.100	100%	80%
245	Industrial	Chlor-alkali	All	OPU/ONPU	Ventilation Optimization	7.1	8.5	8.8	1	3,823,928,000	0.100	100%	80%
246	Industrial	Chlor-alkali	All	OPU/ONPU	Premium efficiency ventilation control with VSD	13.9	17.4	18.3	1	3,823,928,000	0.100	100%	80%
247	Industrial	Chlor-alkali	All	OPU/ONPU	Demand-Controlled Ventilation	3.6	4.3	4.4	1	3,823,928,000	0.100	100%	80%
248	Industrial	Pulp & Paper	All	Machine Drive	Sub-Metering and Interval Metering	6,121.5	7,313.4	7,600.2	1	641,515,132	0.920	100%	100%
249	Industrial	Pulp & Paper	All	Machine Drive	Integrated control system	4,174.0	5,207.5	5,493.7	1	641,515,132	0.920	100%	92%
250	Industrial	Pulp & Paper	All	ONPU	HE Dry-Type Transformers	10,235.5	11,431.5	11,718.1	1	641,515,132	0.080	100%	100%
251	Industrial	Pulp & Paper	All	ONPU	Advanced water heater controls	390.1	449.9	464.2	1	641,515,132	0.080	100%	90%
252	Industrial	Pulp & Paper	All	ONPU	Process Heat Recovery to Preheat Makeup Water	48.8	56.3	58.0	1	641,515,132	0.080	100%	90%
253	Industrial	Pulp & Paper	All	ONPU	Air Curtains (Oven)	37.2	42.9	44.2	1	641,515,132	0.080	100%	9%
254	Industrial	Pulp & Paper	All	ONPU	Insulation (Oven)	55.7	66.5	69.1	1	641,515,132	0.080	100%	90%
255	Industrial	Pulp & Paper	All	ONPU	Preventative Oven Maintenance	1,243.4	1,641.7	1,798.6	1	641,515,132	0.080	100%	100%
256	Industrial	Pulp & Paper	All	ONPU	Air Curtains (Dryer)	390.1	450.0	464.3	1	641,515,132	0.080	100%	9%
257	Industrial	Pulp & Paper	All	ONPU	Insulation (Dryer)	612.2	731.3	760.0	1	641,515,132	0.080	100%	95%
258	Industrial	Pulp & Paper	All	ONPU	Preventative Dryer Maintenance	1,243.4	1,641.7	1,798.6	1	641,515,132	0.080	100%	100%
259	Industrial	Pulp & Paper	All	ONPU	Preventative Furnace Maintenance	1,243.4	1,641.7	1,798.6	1	641,515,132	0.080	100%	0%
260	Industrial	Pulp & Paper	All	ONPU	Insulation (Furnace)	612.2	731.3	760.0	1	641,515,132	0.080	100%	0%
261	Industrial	Pulp & Paper	All	ONPU	Preventative Kiln Maintenance	1,243.4	1,641.7	1,798.6	1	641,515,132	0.080	100%	0%
262	Industrial	Pulp & Paper	All	ONPU	Insulation (Kiln)	6,121.5	7,313.4	7,600.2	1	641,515,132	0.080	100%	0%
263	Industrial	Pulp & Paper	All	ONPU	High Efficiency Chiller	8.2	9.5	9.8	1	641,515,132	0.080	100%	10%
264	Industrial	Pulp & Paper	All	ONPU	Optimized Distribution System	83.2	94.1	96.7	1	641,515,132	0.080	100%	80%
265	Industrial	Pulp & Paper	All	ONPU	Floating head pressure controls	309.7	371.5	386.3	1	641,515,132	0.080	100%	10%
266	Industrial	Pulp & Paper	All	ONPU	Premium efficiency refrigeration control system	4.7	5.6	5.8	1	641,515,132	0.080	100%	80%
267	Industrial	Pulp & Paper	All	ONPU	Smart Defrost Controls	648.5	768.1	796.8	1	641,515,132	0.080	100%	10%
268	Industrial	Pulp & Paper	All	ONPU	Doors, Covers and Curtains	51.9	68.1	73.0	1	641,515,132	0.080	100%	10%
269	Industrial	Pulp & Paper	All	ONPU	Optimized chilled water temperature and/or optimized condenser temperature	1,241.3	1,633.9	1,787.6	1	641,515,132	0.080	100%	35%
270	Industrial	Pulp & Paper	All	ONPU	Preventative refrigeration/cooling system maintenance	1,243.4	1,641.7	1,798.6	1	641,515,132	0.080	100%	100%
271	Industrial	Pulp & Paper	All	ONPU	Optimized condenser pressure	1,243.4	1,641.6	1,798.5	1	641,515,132	0.080	100%	35%
272	Industrial	Pulp & Paper	All	ONPU	VSD on chiller compressor	18.0	21.5	22.4	1	641,515,132	0.080	100%	80%
273	Industrial	Pulp & Paper	All	ONPU	Free cooling	33.2	40.7	42.6	1	641,515,132	0.080	100%	35%
274	Industrial	Pulp & Paper	All	ONPU	Improve insulation of refrigeration system	16.7	20.8	22.0	1	641,515,132	0.080	100%	80%
275	Industrial	Pulp & Paper	All	Pumps	High/Premium Efficiency Motors (Pumps)	35.5	42.2	43.8	1	641,515,132	0.290	100%	80%
276	Industrial	Pulp & Paper	All	Pumps	Impeller Trimming (Pump)	78.0	90.0	92.9	1	641,515,132	0.290	100%	15%
277	Industrial	Pulp & Paper	All	Pumps	Optimization of pumping system	30.8	36.8	38.3	1	641,515,132	0.290	100%	80%
278	Industrial	Pulp & Paper	All	Pumps	Premium Efficiency Control with ASDs (Pumps)	29.1	34.8	36.2	1	641,515,132	0.290	100%	70%
279	Industrial	Pulp & Paper	All	Pumps	Preventative Pump Maintenance	1,243.4	1,641.7	1,798.6	1	641,515,132	0.290	100%	100%
280	Industrial	Pulp & Paper	All	Fans	High/Premium Efficiency Motors (Fans)	32.2	38.5	40.0	1	641,515,132	0.179	100%	80%
281	Industrial	Pulp & Paper	All	Fans	Impeller Trimming or Inlet Guide Vanes	20.7	27.4	30.0	1	641,515,132	0.179	100%	70%
282	Industrial	Pulp & Paper	All	HVAC	Optimized duct design to improve efficiency	7.1	8.5	8.8	1	641,515,132	0.000	100%	80%
283	Industrial	Pulp & Paper	All	Fans	Premium efficiency control, with ASD (Fans)	13.9	17.4	18.3	1	641,515,132	0.179	100%	70%
284	Industrial	Pulp & Paper	All	Fans	Synchronous Belts (Fans)	139.1	173.5	183.1	1	641,515,132	0.179	100%	40%
285	Industrial	Pulp & Paper	All	Fans	Preventative Fan Maintenance	1,243.4	1,641.7	1,798.6	1	641,515,132	0.179	100%	100%
286	Industrial	Pulp & Paper	All	Motor - Other Applications	Premium Efficiency Control with ASDs (Other motors)	29.1	34.8	36.2	1	641,515,132	0.420	100%	70%
287	Industrial	Pulp & Paper	All	Motor - Other Applications	High/Premium Efficiency Motors	36.0	43.0	44.7	1	641,515,132	0.420	100%	80%
288	Industrial	Pulp & Paper	All	Motor - Other Applications	Correctly sized motors	55.6	66.5	69.1	1	641,515,132	0.420	100%	70%
289	Industrial	Pulp & Paper	All	Motor - Other Applications	Optimized motor control	612.2	731.3	760.0	1	641,515,132	0.420	100%	70%
290	Industrial	Pulp & Paper	All	Motor - Other Applications	Synchronous Belts	417.3	520.6	549.2	1	641,515,132	0.420	100%	40%
291	Industrial	Pulp & Paper	All	Motor - Other Applications	Preventative Motor Maintenance	1,243.4	1,641.7	1,798.6	1	641,515,132	0.420	100%	100%
292	Industrial	Pulp & Paper	All	Compressors	Premium efficiency ASD compressor	5.2	6.5	6.8	1	641,515,132	0.041	100%	80%
293	Industrial	Pulp & Paper	All	Compressors	Optimized Distribution System	69.6	86.8	91.6	1	641,515,132	0.041	100%	90%
294	Industrial	Pulp & Paper	All	Compressors	Minimize operating air pressure	431.2	524.7	615.8	1	641,515,132	0.041	100%	80%
295	Industrial	Pulp & Paper	All	Compressors	Optimized sizing of compressor system	20.0	23.1	23.8	1	641,515,132	0.041	100%	70%
296	Industrial	Pulp & Paper	All	Compressors	Optimized sizes of air receiver tanks	20.9	26.0	27.5	1	641,515,132	0.041	100%	80%
297	Industrial	Pulp & Paper	All	Compressors	Use cooler air from outside for make up air	7,804.3	9,001.5	9,288.3	1	641,515,132	0.041	100%	60%
298	Industrial	Pulp & Paper	All	Compressors	Premium Efficiency Air Dryer (compressors)	36.9	42.4	43.8	1	641,515,132	0.041	100%	80%
299	Industrial	Pulp & Paper	All	Compressors	Sequencing Control	26.0	34.1	36.5	1	641,515,132	0.041	100%	75%
300	Industrial	Pulp & Paper	All	Compressors	Eliminate air leaks	24.9	32.8	36.0	1	641,515,132	0.041	100%	100%

*N/A: Measure did not pass measure level screening and therefore was not included in a program.

MEASURE DESCRIPTION						APPLICABILITY			PROGRAM
Measure ID	Sector	Sub-Sector	Building Type	End Use	Measure Name	Not Yet Adopted Rate	Annual Replacement Eligibility	Total Applicable Measure Units	Program-Measure Inclusion (if Passed Measure Screening)
241	Industrial	Chlor-alkali	All	OPU/ONPU	High Efficiency Light fixtures	83%	100%	317,386,024	Other Process/Non-Process Use
242	Industrial	Chlor-alkali	All	OPU/ONPU	Efficient Lighting Design	89%	100%	340,329,592	Other Process/Non-Process Use
243	Industrial	Chlor-alkali	All	OPU/ONPU	Lighting controls: on/off timer settings	100%	100%	305,914,240	Other Process/Non-Process Use
244	Industrial	Chlor-alkali	All	OPU/ONPU	Lighting controls: occupancy sensors	98%	100%	299,795,955	Other Process/Non-Process Use
245	Industrial	Chlor-alkali	All	OPU/ONPU	Ventilation Optimization	85%	100%	260,027,104	Other Process/Non-Process Use
246	Industrial	Chlor-alkali	All	OPU/ONPU	Premium efficiency ventilation control with VSD	85%	100%	260,027,104	Other Process/Non-Process Use
247	Industrial	Chlor-alkali	All	OPU/ONPU	Demand-Controlled Ventilation	98%	100%	299,795,955	Other Process/Non-Process Use
248	Industrial	Pulp & Paper	All	Machine Drive	Sub-Metering and Interval Metering	75%	100%	442,645,441	Machine Drive
249	Industrial	Pulp & Paper	All	Machine Drive	Integrated control system	50%	100%	271,489,204	Machine Drive
250	Industrial	Pulp & Paper	All	ONPU	HE Dry-Type Transformers	100%	100%	51,321,211	Other Process/Non-Process Use
251	Industrial	Pulp & Paper	All	ONPU	Advanced water heater controls	60%	100%	27,713,454	Other Process/Non-Process Use
252	Industrial	Pulp & Paper	All	ONPU	Process Heat Recovery to Preheat Makeup Water	75%	100%	34,641,817	Other Process/Non-Process Use
253	Industrial	Pulp & Paper	All	ONPU	Air Curtains (Oven)	80%	100%	3,695,127	Other Process/Non-Process Use
254	Industrial	Pulp & Paper	All	ONPU	Insulation (Oven)	40%	100%	18,475,636	Other Process/Non-Process Use
255	Industrial	Pulp & Paper	All	ONPU	Preventative Oven Maintenance	15%	100%	7,698,182	Other Process/Non-Process Use
256	Industrial	Pulp & Paper	All	ONPU	Air Curtains (Dryer)	80%	100%	3,695,127	Other Process/Non-Process Use
257	Industrial	Pulp & Paper	All	ONPU	Insulation (Dryer)	40%	100%	19,502,060	Other Process/Non-Process Use
258	Industrial	Pulp & Paper	All	ONPU	Preventative Dryer Maintenance	15%	100%	7,698,182	Other Process/Non-Process Use
259	Industrial	Pulp & Paper	All	ONPU	Preventative Furnace Maintenance	100%	100%	0	Other Process/Non-Process Use
260	Industrial	Pulp & Paper	All	ONPU	Insulation (Furnace)	100%	100%	0	Other Process/Non-Process Use
261	Industrial	Pulp & Paper	All	ONPU	Preventative Kiln Maintenance	100%	100%	0	Other Process/Non-Process Use
262	Industrial	Pulp & Paper	All	ONPU	Insulation (Kiln)	100%	100%	0	Other Process/Non-Process Use
263	Industrial	Pulp & Paper	All	ONPU	High Efficiency Chiller	96%	100%	4,926,836	Other Process/Non-Process Use
264	Industrial	Pulp & Paper	All	ONPU	Optimized Distribution System	97%	100%	39,825,259	Other Process/Non-Process Use
265	Industrial	Pulp & Paper	All	ONPU	Floating head pressure controls	97%	100%	4,978,157	Other Process/Non-Process Use
266	Industrial	Pulp & Paper	All	ONPU	Premium efficiency refrigeration control system	87%	100%	35,719,563	Other Process/Non-Process Use
267	Industrial	Pulp & Paper	All	ONPU	Smart Defrost Controls	90%	100%	4,618,909	Other Process/Non-Process Use
268	Industrial	Pulp & Paper	All	ONPU	Doors, Covers and Curtains	79%	100%	4,054,376	Other Process/Non-Process Use
269	Industrial	Pulp & Paper	All	ONPU	Optimized chilled water temperature and/or optimized condenser temperature	87%	100%	15,627,309	Other Process/Non-Process Use
270	Industrial	Pulp & Paper	All	ONPU	Preventative refrigeration/cooling system maintenance	15%	100%	7,698,182	Other Process/Non-Process Use
271	Industrial	Pulp & Paper	All	ONPU	Optimized condenser pressure	87%	100%	15,627,309	Other Process/Non-Process Use
272	Industrial	Pulp & Paper	All	ONPU	VSD on chiller compressor	87%	100%	35,719,563	Other Process/Non-Process Use
273	Industrial	Pulp & Paper	All	ONPU	Free cooling	100%	100%	17,962,424	Other Process/Non-Process Use
274	Industrial	Pulp & Paper	All	ONPU	Improve insulation of refrigeration system	75%	100%	30,792,726	Other Process/Non-Process Use
275	Industrial	Pulp & Paper	All	Pumps	High/Premium Efficiency Motors (Pumps)	94%	100%	139,805,136	Machine Drive
276	Industrial	Pulp & Paper	All	Pumps	Impeller Trimming (Pump)	95%	100%	26,492,330	Machine Drive
277	Industrial	Pulp & Paper	All	Pumps	Optimization of pumping system	92%	100%	136,830,559	Machine Drive
278	Industrial	Pulp & Paper	All	Pumps	Premium Efficiency Control with ASDs (Pumps)	54%	100%	70,274,390	Machine Drive
279	Industrial	Pulp & Paper	All	Pumps	Preventative Pump Maintenance	31%	100%	57,632,436	Machine Drive
280	Industrial	Pulp & Paper	All	Fans	High/Premium Efficiency Motors (Fans)	96%	100%	88,387,442	Machine Drive
281	Industrial	Pulp & Paper	All	Fans	Impeller Trimming or Inlet Guide Vanes	98%	100%	78,950,241	Machine Drive
282	Industrial	Pulp & Paper	All	HVAC	Optimized duct design to improve efficiency	92%	100%	0	Facility HVAC
283	Industrial	Pulp & Paper	All	Fans	Premium efficiency control, with ASD (Fans)	89%	100%	71,699,709	Machine Drive
284	Industrial	Pulp & Paper	All	Fans	Synchronous Belts (Fans)	100%	100%	46,035,126	Machine Drive
285	Industrial	Pulp & Paper	All	Fans	Preventative Fan Maintenance	31%	100%	35,677,223	Machine Drive
286	Industrial	Pulp & Paper	All	Motor - Other Applications	Premium Efficiency Control with ASDs (Other motors)	72%	100%	135,795,923	Machine Drive
287	Industrial	Pulp & Paper	All	Motor - Other Applications	High/Premium Efficiency Motors	96%	100%	206,927,121	Machine Drive
288	Industrial	Pulp & Paper	All	Motor - Other Applications	Correctly sized motors	95%	100%	179,175,176	Machine Drive
289	Industrial	Pulp & Paper	All	Motor - Other Applications	Optimized motor control	90%	100%	169,744,904	Machine Drive
290	Industrial	Pulp & Paper	All	Motor - Other Applications	Synchronous Belts	100%	100%	107,774,542	Machine Drive
291	Industrial	Pulp & Paper	All	Motor - Other Applications	Preventative Motor Maintenance	31%	100%	83,525,270	Machine Drive
292	Industrial	Pulp & Paper	All	Compressors	Premium efficiency ASD compressor	95%	100%	20,184,632	Machine Drive
293	Industrial	Pulp & Paper	All	Compressors	Optimized Distribution System	83%	100%	19,839,369	Machine Drive
294	Industrial	Pulp & Paper	All	Compressors	Minimize operating air pressure	45%	100%	9,561,142	Machine Drive
295	Industrial	Pulp & Paper	All	Compressors	Optimized sizing of compressor system	93%	100%	17,289,731	Machine Drive
296	Industrial	Pulp & Paper	All	Compressors	Optimized sizes of air receiver tanks	40%	100%	8,498,792	Machine Drive
297	Industrial	Pulp & Paper	All	Compressors	Use cooler air from outside for make up air	35%	100%	5,577,333	Machine Drive
298	Industrial	Pulp & Paper	All	Compressors	Premium Efficiency Air Dryer (compressors)	95%	100%	20,184,632	Machine Drive
299	Industrial	Pulp & Paper	All	Compressors	Sequencing Control	85%	100%	16,931,188	Machine Drive
300	Industrial	Pulp & Paper	All	Compressors	Eliminate air leaks	45%	100%	11,951,427	Machine Drive

*N/A: Measure did not pass measure level screening and therefore was not included in a program.

MEASURE DESCRIPTION						MEASURE SELECTION				APPLICABILITY			
Measure ID	Sector	Sub-Sector	Building Type	End Use	Measure Name	Measure TRC calculated for 2014	Measure TRC calculated for 2020	Measure TRC calculated for 2022	Passed Measure Screening? (1=Yes, 0=No)	Total Sub-Sector Units	Measure Units per Sub-Sector Unit	Applicability	Technical Feasibility
301	Industrial	Pulp & Paper	All	Compressors	Synchronous Belts for Air Compressors	417.3	520.6	549.2	1	641,515,132	0.041	100%	40%
302	Industrial	Pulp & Paper	All	Compressors	Replace compressed air use with mechanical or electrical	35.5	40.9	42.2	1	641,515,132	0.041	100%	10%
303	Industrial	Pulp & Paper	All	Compressors	Premium efficiency ASD compressor	8.6	10.7	11.3	1	641,515,132	0.041	100%	0%
304	Industrial	Pulp & Paper	All	Compressors	Compression ratio optimization (gas compressor)	780.3	900.0	928.6	1	641,515,132	0.041	100%	0%
305	Industrial	Pulp & Paper	All	Compressors	Retrofit internal parts of existing centrifugal compressors	78.0	90.0	92.9	1	641,515,132	0.041	100%	0%
306	Industrial	Pulp & Paper	All	Compressors	Gas compressor right sizing	11.0	13.7	14.5	1	641,515,132	0.041	100%	0%
307	Industrial	Pulp & Paper	All	Compressors	Volume pocket adjustments	7,803.7	9,000.7	9,287.5	1	641,515,132	0.041	100%	0%
308	Industrial	Pulp & Paper	All	Compressors	Minimum cylinder clearance	103.9	136.2	146.0	1	641,515,132	0.041	100%	0%
309	Industrial	Pulp & Paper	All	Compressors	Synchronous Belts for Air or Gas Compressors	417.3	520.6	549.2	1	641,515,132	0.041	100%	0%
310	Industrial	Pulp & Paper	All	ONPU	Air Source Heat Pump for Backup Generators	2.4	2.8	2.9	1	641,515,132	0.080	100%	80%
311	Industrial	Pulp & Paper	All	ONPU	High efficiency battery charger (for forklifts)	55.7	64.3	66.3	1	641,515,132	0.080	100%	100%
312	Industrial	Pulp & Paper	All	ONPU	Free cooling	55.7	66.6	69.2	1	641,515,132	0.080	100%	10%
313	Industrial	Pulp & Paper	All	ONPU	Radiant Heaters	>1.0 (Cost = $0)	>1.0 (Cost = $0)	>1.0 (Cost = $0)	0	0	0.000	0%	0%
314	Industrial	Pulp & Paper	All	ONPU	High efficiency non-packaged HVAC equipment	0.5	0.5	0.5	0	0	0.000	0%	0%
315	Industrial	Pulp & Paper	All	ONPU	Seasonal Temperature Settings Adjustments	1,243.4	1,641.5	1,798.4	1	641,515,132	0.080	100%	100%
316	Industrial	Pulp & Paper	All	ONPU	High-efficiency rooftop AC with an EER of 13.5	15.3	18.3	19.0	1	641,515,132	0.080	100%	80%
317	Industrial	Pulp & Paper	All	ONPU	Ground Source Heat Pump	1.5	1.7	1.8	1	641,515,132	0.080	100%	5%
318	Industrial	Pulp & Paper	All	ONPU	Ventilation Heat Recovery	0.9	1.0	1.1	1	641,515,132	0.080	100%	40%
319	Industrial	Pulp & Paper	All	ONPU	Automated Temperature Control	53.9	60.9	62.6	1	641,515,132	0.080	100%	80%
320	Industrial	Pulp & Paper	All	ONPU	Reduced Temperature Settings	1,243.4	1,641.5	1,798.4	1	641,515,132	0.080	100%	80%
321	Industrial	Pulp & Paper	All	ONPU	Destratification Fans	32.5	37.5	38.7	1	641,515,132	0.080	100%	20%
322	Industrial	Pulp & Paper	All	ONPU	Warehouse Loading Dock Seals	8.0	10.0	10.6	1	641,515,132	0.080	100%	30%
323	Industrial	Pulp & Paper	All	ONPU	Air Curtains	5.9	7.1	7.4	1	641,515,132	0.080	100%	5%
324	Industrial	Pulp & Paper	All	ONPU	Preventative Packaged HVAC Maintenance	1,243.4	1,641.7	1,798.6	1	641,515,132	0.080	100%	100%
325	Industrial	Pulp & Paper	All	ONPU	Heat Recovery from Processes to Heat Ventilation Make-up Air	0.2	0.2	0.2	0	0	0.000	0%	0%
326	Industrial	Pulp & Paper	All	ONPU	High efficiency ballasts for lighting	57.9	72.0	75.7	1	641,515,132	0.080	100%	100%
327	Industrial	Pulp & Paper	All	ONPU	High Efficiency Light fixtures	8.9	10.6	11.0	1	641,515,132	0.080	100%	100%
328	Industrial	Pulp & Paper	All	ONPU	Efficient Lighting Design	29.8	35.5	36.9	1	641,515,132	0.080	100%	100%
329	Industrial	Pulp & Paper	All	ONPU	Lighting controls: on/off timer settings	20.9	27.0	28.7	1	641,515,132	0.080	100%	80%
330	Industrial	Pulp & Paper	All	ONPU	Lighting controls: occupancy sensors	1.8	2.3	2.4	1	641,515,132	0.080	100%	80%
331	Industrial	Pulp & Paper	All	ONPU	Ventilation Optimization	7.1	8.5	8.8	1	641,515,132	0.080	100%	0%
332	Industrial	Pulp & Paper	All	ONPU	Premium efficiency ventilation control with VSD	13.9	17.4	18.3	1	641,515,132	0.080	100%	0%
333	Industrial	Pulp & Paper	All	ONPU	Demand-Controlled Ventilation	3.6	4.3	4.4	1	641,515,132	0.080	100%	0%
334	Industrial	Other - Combined	All	Motor - Other Applications	Operations and maintenance	124.3	164.2	179.9	1	1,368,229,262	0.220	100%	5%
335	Industrial	Other - Combined	All	Motor - Other Applications	Match Motor Size to Load	54.2	64.2	66.6	1	1,368,229,262	0.220	100%	20%
336	Industrial	Other - Combined	All	Motor - Other Applications	Motor Efficiency Upgrade	36.0	43.0	44.7	1	1,368,229,262	0.220	100%	20%
337	Industrial	Other - Combined	All	Motor - Other Applications	Variable Speed Drives	153.0	182.8	190.0	1	1,368,229,262	0.220	100%	35%
338	Industrial	Other - Combined	All	Pumps	Reduce Overall System Requirements	41.4	54.7	60.0	1	1,368,229,262	0.138	100%	50%
339	Industrial	Other - Combined	All	Pumps	Match Pump Size to Load	40.8	48.8	50.7	1	1,368,229,262	0.138	100%	20%
340	Industrial	Other - Combined	All	Pumps	Reduce or Control Pump Speed	43.7	52.2	54.3	1	1,368,229,262	0.138	100%	35%
341	Industrial	Other - Combined	All	Pumps	Improve Pump Components	34.0	40.6	42.2	1	1,368,229,262	0.138	100%	10%
342	Industrial	Other - Combined	All	Pumps	Operation and Maintenance	124.3	164.1	179.8	1	1,368,229,262	0.138	100%	5%
343	Industrial	Other - Combined	All	Compressors	Reduce Overall System Requirements	204.0	243.8	253.3	1	1,368,229,262	0.088	100%	30%
344	Industrial	Other - Combined	All	Compressors	Match Compressor Size to Load	32.2	38.5	40.0	1	1,368,229,262	0.088	100%	10%
345	Industrial	Other - Combined	All	Compressors	Compressor Control	102.0	121.9	126.7	1	1,368,229,262	0.088	100%	25%
346	Industrial	Other - Combined	All	Compressors	Improve Compressor Components	25.5	30.5	31.7	1	1,368,229,262	0.088	100%	15%
347	Industrial	Other - Combined	All	Compressors	Operation and Maintenance	124.3	164.2	179.9	1	1,368,229,262	0.088	100%	75%
348	Industrial	Other - Combined	All	Fans	Reduce Overall System Requirements	102.0	121.9	126.7	1	1,368,229,262	0.076	100%	15%
349	Industrial	Other - Combined	All	Fans	Reduce or Control Fan Speed	55.6	66.5	69.1	1	1,368,229,262	0.076	100%	10%
350	Industrial	Other - Combined	All	Fans	Improve Fan Components	27.8	33.2	34.5	1	1,368,229,262	0.076	100%	20%
351	Industrial	Other - Combined	All	Fans	Operation and Maintenance	62.2	82.1	89.9	1	1,368,229,262	0.076	100%	50%
352	Industrial	Other - Combined	All	HVAC	Optimized Duct Design to Improve Efficiency	7.1	8.5	8.8	1	1,368,229,262	0.085	100%	80%
353	Industrial	Other - Combined	All	PH	Advanced Water Heater Controls	390.1	449.9	464.2	1	1,368,229,262	0.114	100%	90%
354	Industrial	Other - Combined	All	PH	Process Heat Recovery to Preheat Makeup Water	48.8	56.3	58.0	1	1,368,229,262	0.114	100%	15%
355	Industrial	Other - Combined	All	PH	Air Curtains (Oven)	37.2	42.9	44.2	1	1,368,229,262	0.114	100%	9%
356	Industrial	Other - Combined	All	PH	Insulation (Oven)	55.7	66.5	69.1	1	1,368,229,262	0.114	100%	90%
357	Industrial	Other - Combined	All	PH	Preventative Oven Maintenance	1,243.4	1,641.7	1,798.6	1	1,368,229,262	0.114	100%	100%
358	Industrial	Other - Combined	All	PH	Air Curtains (Dryer)	390.1	450.0	464.3	1	1,368,229,262	0.114	100%	9%
359	Industrial	Other - Combined	All	PH	Insulation (Dryer)	612.2	731.3	760.0	1	1,368,229,262	0.114	100%	90%
360	Industrial	Other - Combined	All	PH	Preventative Dryer Maintenance	1,243.4	1,641.7	1,798.6	1	1,368,229,262	0.114	100%	100%

*N/A: Measure did not pass measure level screening and therefore was not included in a program.

MEASURE DESCRIPTION						APPLICABILITY			PROGRAM
Measure ID	Sector	Sub-Sector	Building Type	End Use	Measure Name	Not Yet Adopted Rate	Annual Replacement Eligibility	Total Applicable Measure Units	Program-Measure Inclusion (if Passed Measure Screening)
301	Industrial	Pulp & Paper	All	Compressors	Synchronous Belts for Air Compressors	97%	100%	10,304,786	Machine Drive
302	Industrial	Pulp & Paper	All	Compressors	Replace compressed air use with mechanical or electrical	99%	100%	2,629,314	Machine Drive
303	Industrial	Pulp & Paper	All	Compressors	Premium efficiency ASD compressor	100%	100%	0	Machine Drive
304	Industrial	Pulp & Paper	All	Compressors	Compression ratio optimization (gas compressor)	100%	100%	0	Machine Drive
305	Industrial	Pulp & Paper	All	Compressors	Retrofit internal parts of existing centrifugal compressors	100%	100%	0	Machine Drive
306	Industrial	Pulp & Paper	All	Compressors	Gas compressor right sizing	100%	100%	0	Machine Drive
307	Industrial	Pulp & Paper	All	Compressors	Volume pocket adjustments	100%	100%	0	Machine Drive
308	Industrial	Pulp & Paper	All	Compressors	Minimum cylinder clearance	100%	100%	0	Machine Drive
309	Industrial	Pulp & Paper	All	Compressors	Synchronous Belts for Air or Gas Compressors	100%	100%	0	Machine Drive
310	Industrial	Pulp & Paper	All	ONPU	Air Source Heat Pump for Backup Generators	95%	100%	39,004,120	Other Process/Non-Process Use
311	Industrial	Pulp & Paper	All	ONPU	High efficiency battery charger (for forklifts)	85%	100%	43,623,029	Other Process/Non-Process Use
312	Industrial	Pulp & Paper	All	ONPU	Free cooling	100%	100%	5,132,121	Other Process/Non-Process Use
313	Industrial	Pulp & Paper	All	ONPU	Radiant Heaters	0%	0%	0	*N/A
314	Industrial	Pulp & Paper	All	ONPU	High efficiency non-packaged HVAC equipment	0%	0%	0	*N/A
315	Industrial	Pulp & Paper	All	ONPU	Seasonal Temperature Settings Adjustments	80%	100%	41,056,968	Other Process/Non-Process Use
316	Industrial	Pulp & Paper	All	ONPU	High-efficiency rooftop AC with an EER of 13.5	60%	100%	24,634,181	Other Process/Non-Process Use
317	Industrial	Pulp & Paper	All	ONPU	Ground Source Heat Pump	95%	100%	2,437,758	Other Process/Non-Process Use
318	Industrial	Pulp & Paper	All	ONPU	Ventilation Heat Recovery	97%	100%	19,912,630	Other Process/Non-Process Use
319	Industrial	Pulp & Paper	All	ONPU	Automated Temperature Control	80%	100%	32,845,575	Other Process/Non-Process Use
320	Industrial	Pulp & Paper	All	ONPU	Reduced Temperature Settings	80%	100%	32,845,575	Other Process/Non-Process Use
321	Industrial	Pulp & Paper	All	ONPU	Destratification Fans	95%	100%	9,751,030	Other Process/Non-Process Use
322	Industrial	Pulp & Paper	All	ONPU	Warehouse Loading Dock Seals	60%	100%	9,237,818	Other Process/Non-Process Use
323	Industrial	Pulp & Paper	All	ONPU	Air Curtains	55%	100%	1,411,333	Other Process/Non-Process Use
324	Industrial	Pulp & Paper	All	ONPU	Preventative Packaged HVAC Maintenance	15%	100%	7,698,182	Other Process/Non-Process Use
325	Industrial	Pulp & Paper	All	ONPU	Heat Recovery from Processes to Heat Ventilation Make-up Air	0%	0%	0	*N/A
326	Industrial	Pulp & Paper	All	ONPU	High efficiency ballasts for lighting	85%	100%	43,623,029	Other Process/Non-Process Use
327	Industrial	Pulp & Paper	All	ONPU	High Efficiency Light fixtures	85%	100%	43,623,029	Other Process/Non-Process Use
328	Industrial	Pulp & Paper	All	ONPU	Efficient Lighting Design	93%	100%	47,728,726	Other Process/Non-Process Use
329	Industrial	Pulp & Paper	All	ONPU	Lighting controls: on/off timer settings	100%	100%	41,056,968	Other Process/Non-Process Use
330	Industrial	Pulp & Paper	All	ONPU	Lighting controls: occupancy sensors	99%	100%	40,646,399	Other Process/Non-Process Use
331	Industrial	Pulp & Paper	All	ONPU	Ventilation Optimization	85%	100%	0	Other Process/Non-Process Use
332	Industrial	Pulp & Paper	All	ONPU	Premium efficiency ventilation control with VSD	85%	100%	0	Other Process/Non-Process Use
333	Industrial	Pulp & Paper	All	ONPU	Demand-Controlled Ventilation	98%	100%	0	Other Process/Non-Process Use
334	Industrial	Other - Combined	All	Motor - Other Applications	Operations and maintenance	37%	100%	5,568,693	Machine Drive
335	Industrial	Other - Combined	All	Motor - Other Applications	Match Motor Size to Load	20%	100%	12,040,418	Machine Drive
336	Industrial	Other - Combined	All	Motor - Other Applications	Motor Efficiency Upgrade	92%	100%	55,385,921	Machine Drive
337	Industrial	Other - Combined	All	Motor - Other Applications	Variable Speed Drives	9%	100%	9,481,829	Machine Drive
338	Industrial	Other - Combined	All	Pumps	Reduce Overall System Requirements	82%	100%	77,566,087	Machine Drive
339	Industrial	Other - Combined	All	Pumps	Match Pump Size to Load	20%	100%	7,567,423	Machine Drive
340	Industrial	Other - Combined	All	Pumps	Reduce or Control Pump Speed	94%	100%	62,242,055	Machine Drive
341	Industrial	Other - Combined	All	Pumps	Improve Pump Components	4%	100%	756,742	Machine Drive
342	Industrial	Other - Combined	All	Pumps	Operation and Maintenance	37%	100%	3,499,933	Machine Drive
343	Industrial	Other - Combined	All	Compressors	Reduce Overall System Requirements	85%	100%	30,748,845	Machine Drive
344	Industrial	Other - Combined	All	Compressors	Match Compressor Size to Load	79%	100%	9,526,113	Machine Drive
345	Industrial	Other - Combined	All	Compressors	Compressor Control	72%	100%	21,705,067	Machine Drive
346	Industrial	Other - Combined	All	Compressors	Improve Compressor Components	92%	100%	16,640,551	Machine Drive
347	Industrial	Other - Combined	All	Compressors	Operation and Maintenance	37%	100%	33,461,978	Machine Drive
348	Industrial	Other - Combined	All	Fans	Reduce Overall System Requirements	75%	100%	11,735,694	Machine Drive
349	Industrial	Other - Combined	All	Fans	Reduce or Control Fan Speed	90%	100%	9,388,555	Machine Drive
350	Industrial	Other - Combined	All	Fans	Improve Fan Components	35%	100%	7,302,210	Machine Drive
351	Industrial	Other - Combined	All	Fans	Operation and Maintenance	37%	100%	19,298,697	Machine Drive
352	Industrial	Other - Combined	All	HVAC	Optimized Duct Design to Improve Efficiency	59%	100%	54,783,110	Facility HVAC
353	Industrial	Other - Combined	All	PH	Advanced Water Heater Controls	83%	100%	116,920,753	Process Heating
354	Industrial	Other - Combined	All	PH	Process Heat Recovery to Preheat Makeup Water	83%	100%	19,486,792	Process Heating
355	Industrial	Other - Combined	All	PH	Air Curtains (Oven)	83%	100%	11,692,075	Process Heating
356	Industrial	Other - Combined	All	PH	Insulation (Oven)	10%	100%	14,086,838	Process Heating
357	Industrial	Other - Combined	All	PH	Preventative Oven Maintenance	15%	100%	23,478,063	Process Heating
358	Industrial	Other - Combined	All	PH	Air Curtains (Dryer)	83%	100%	11,692,075	Process Heating
359	Industrial	Other - Combined	All	PH	Insulation (Dryer)	10%	100%	14,086,838	Process Heating
360	Industrial	Other - Combined	All	PH	Preventative Dryer Maintenance	15%	100%	23,478,063	Process Heating

*N/A: Measure did not pass measure level screening and therefore was not included in a program.

MEASURE DESCRIPTION						MEASURE SELECTION				APPLICABILITY			
Measure ID	Sector	Sub-Sector	Building Type	End Use	Measure Name	Measure TRC calculated for 2014	Measure TRC calculated for 2020	Measure TRC calculated for 2022	Passed Measure Screening? (1=Yes, 0=No)	Total Sub-Sector Units	Measure Units per Sub-Sector Unit	Applicability	Technical Feasibility
361	Industrial	Other - Combined	All	PH	Optimized Distribution System	83.2	94.1	96.7	1	1,368,229,262	0.114	100%	93%
362	Industrial	Other - Combined	All	PCR	High Efficiency Chiller	8.2	9.5	9.8	1	1,368,229,262	0.075	100%	10%
363	Industrial	Other - Combined	All	PCR	Floating head pressure controls	309.7	371.5	386.3	1	1,368,229,262	0.075	100%	10%
364	Industrial	Other - Combined	All	PCR	Premium Efficiency Refrigeration Control System	4.7	5.6	5.8	1	1,368,229,262	0.075	100%	80%
365	Industrial	Other - Combined	All	PCR	Smart Defrost Controls	648.5	768.1	796.8	1	1,368,229,262	0.075	100%	10%
366	Industrial	Other - Combined	All	PCR	Doors, Covers and Curtains	51.9	68.1	73.0	1	1,368,229,262	0.075	100%	10%
367	Industrial	Other - Combined	All	PCR	Optimized chilled water temperature and/or optimized condenser temperature	1,241.3	1,633.9	1,787.6	1	1,368,229,262	0.075	100%	80%
368	Industrial	Other - Combined	All	PCR	Preventative Refrigeration/cooling System Maintenance	1,243.4	1,641.7	1,798.6	1	1,368,229,262	0.075	100%	100%
369	Industrial	Other - Combined	All	PCR	Optimized condenser pressure	1,243.4	1,641.6	1,798.5	1	1,368,229,262	0.075	100%	80%
370	Industrial	Other - Combined	All	PCR	Free cooling	33.2	40.7	42.6	1	1,368,229,262	0.075	100%	35%
371	Industrial	Other - Combined	All	PCR	Improve Insulation of Refrigeration System	16.7	20.8	22.0	1	1,368,229,262	0.075	100%	80%
372	Industrial	Other - Combined	All	ONPU	HE Dry-Type Transformers	10,235.5	11,431.5	11,718.1	1	1,368,229,262	0.024	100%	100%
373	Industrial	Other - Combined	All	HVAC	Air Source Heat Pump for Backup Generators	2.4	2.8	2.9	1	1,368,229,262	0.085	100%	80%
374	Industrial	Other - Combined	All	ONPU	High efficiency battery charger (for forklifts)	55.7	64.3	66.3	1	1,368,229,262	0.024	100%	100%
375	Industrial	Other - Combined	All	HVAC	Radiant Heaters	>1.0 (Cost = $0)	>1.0 (Cost = $0)	>1.0 (Cost = $0)	0	0	0.000	0%	0%
376	Industrial	Other - Combined	All	HVAC	High efficiency non-packaged HVAC equipment	0.5	0.5	0.5	0	0	0.000	0%	0%
377	Industrial	Other - Combined	All	HVAC	Seasonal Temperature Settings Adjustments	1,243.4	1,641.5	1,798.4	1	1,368,229,262	0.085	100%	100%
378	Industrial	Other - Combined	All	HVAC	High-efficiency rooftop AC with an EER of 13.5	15.3	18.3	19.0	1	1,368,229,262	0.085	100%	80%
379	Industrial	Other - Combined	All	HVAC	Ground Source Heat Pump	1.5	1.7	1.8	1	1,368,229,262	0.085	100%	5%
380	Industrial	Other - Combined	All	HVAC	Ventilation Heat Recovery	0.9	1.0	1.1	1	1,368,229,262	0.085	100%	40%
381	Industrial	Other - Combined	All	HVAC	Automated Temperature Control	53.9	60.9	62.6	1	1,368,229,262	0.085	100%	80%
382	Industrial	Other - Combined	All	HVAC	Reduced Temperature Settings	1,243.4	1,641.5	1,798.4	1	1,368,229,262	0.085	100%	80%
383	Industrial	Other - Combined	All	HVAC	Destratification Fans	32.5	37.5	38.7	1	1,368,229,262	0.085	100%	40%
384	Industrial	Other - Combined	All	HVAC	Warehouse Loading Dock Seals	8.0	10.0	10.6	1	1,368,229,262	0.085	100%	30%
385	Industrial	Other - Combined	All	HVAC	Preventative Packaged HVAC Maintenance	1,243.4	1,641.7	1,798.6	1	1,368,229,262	0.085	100%	100%
386	Industrial	Other - Combined	All	HVAC	Heat Recovery from Processes to Heat Ventilation Make-up Air	0.2	0.2	0.2	0	0	0.000	0%	0%
387	Industrial	Other - Combined	All	FL	High efficiency ballasts for lighting	57.9	72.0	75.7	1	1,368,229,262	0.064	100%	100%
388	Industrial	Other - Combined	All	FL	High Efficiency Light fixtures	8.9	10.6	11.0	1	1,368,229,262	0.064	100%	100%
389	Industrial	Other - Combined	All	FL	Efficient Lighting Design	29.8	35.5	36.9	1	1,368,229,262	0.064	100%	100%
390	Industrial	Other - Combined	All	FL	Lighting controls: on/off timer settings	20.9	27.0	28.7	1	1,368,229,262	0.064	100%	80%
391	Industrial	Other - Combined	All	FL	Lighting controls: occupancy sensors	1.8	2.3	2.4	1	1,368,229,262	0.064	100%	80%
392	Industrial	Other - Combined	All	HVAC	Ventilation Optimization	7.1	8.5	8.8	1	1,368,229,262	0.085	100%	80%
393	Industrial	Other - Combined	All	HVAC	Premium efficiency ventilation control with VSD	13.9	17.4	18.3	1	1,368,229,262	0.085	100%	80%
394	Industrial	Other - Combined	All	HVAC	Demand-Controlled Ventilation	3.6	4.3	4.4	1	1,368,229,262	0.085	100%	80%
395	Industrial	Industrial Organic Chemicals	All	HVAC	Air Source Heat Pump for Backup Generators	2.4	2.8	2.9	1	1,313,037,048	0.033	100%	80%
396	Industrial	Industrial Organic Chemicals	All	HVAC	Free cooling	55.6	66.3	68.9	1	1,313,037,048	0.033	100%	10%
397	Industrial	Industrial Organic Chemicals	All	HVAC	Radiant Heaters	>1.0 (Cost = $0)	>1.0 (Cost = $0)	>1.0 (Cost = $0)	0	0	0.000	0%	0%
398	Industrial	Industrial Organic Chemicals	All	HVAC	High efficiency non-packaged HVAC equipment	0.5	0.5	0.5	0	0	0.000	0%	0%
399	Industrial	Industrial Organic Chemicals	All	HVAC	Seasonal Temperature Settings Adjustments	1,243.4	1,641.5	1,798.4	1	1,313,037,048	0.033	100%	100%
400	Industrial	Industrial Organic Chemicals	All	HVAC	High-efficiency rooftop AC with an EER of 13.5	15.3	18.3	19.0	1	1,313,037,048	0.033	100%	80%
401	Industrial	Industrial Organic Chemicals	All	HVAC	Ground Source Heat Pump	1.5	1.7	1.8	1	1,313,037,048	0.033	100%	5%
402	Industrial	Industrial Organic Chemicals	All	HVAC	Ventilation Heat Recovery	0.9	1.0	1.1	1	1,313,037,048	0.033	100%	40%
403	Industrial	Industrial Organic Chemicals	All	HVAC	Automated Temperature Control	53.9	60.9	62.6	1	1,313,037,048	0.033	100%	80%
404	Industrial	Industrial Organic Chemicals	All	HVAC	Reduced Temperature Settings	1,243.4	1,641.5	1,798.4	1	1,313,037,048	0.033	100%	80%
405	Industrial	Industrial Organic Chemicals	All	HVAC	Destratification Fans	32.5	37.5	38.7	1	1,313,037,048	0.033	100%	40%
406	Industrial	Industrial Organic Chemicals	All	HVAC	Warehouse Loading Dock Seals	8.0	10.0	10.6	1	1,313,037,048	0.033	100%	30%
407	Industrial	Industrial Organic Chemicals	All	HVAC	Air Curtains	5.9	7.1	7.4	1	1,313,037,048	0.033	100%	30%
408	Industrial	Industrial Organic Chemicals	All	HVAC	Preventative Packaged HVAC Maintenance	1,243.4	1,641.7	1,798.6	1	1,313,037,048	0.033	100%	100%
409	Industrial	Industrial Organic Chemicals	All	HVAC	Heat Recovery from Processes to Heat Ventilation Make-up Air	0.2	0.2	0.2	0	0	0.000	0%	0%
410	Industrial	Industrial Organic Chemicals	All	FL	High efficiency ballasts for lighting	57.9	72.0	75.7	1	1,313,037,048	0.024	100%	100%
411	Industrial	Industrial Organic Chemicals	All	FL	High Efficiency Light fixtures	8.9	10.6	11.0	1	1,313,037,048	0.024	100%	100%
412	Industrial	Industrial Organic Chemicals	All	FL	Efficient Lighting Design	29.8	35.5	36.9	1	1,313,037,048	0.024	100%	100%
413	Industrial	Industrial Organic Chemicals	All	FL	Lighting controls: on/off timer settings	20.9	27.0	28.7	1	1,313,037,048	0.024	100%	80%
414	Industrial	Industrial Organic Chemicals	All	FL	Lighting controls: occupancy sensors	1.8	2.3	2.4	1	1,313,037,048	0.024	100%	80%
415	Industrial	Industrial Organic Chemicals	All	HVAC	Ventilation Optimization	7.1	8.5	8.8	1	1,313,037,048	0.033	100%	80%
416	Industrial	Industrial Organic Chemicals	All	HVAC	Premium efficiency ventilation control with VSD	13.9	17.4	18.3	1	1,313,037,048	0.033	100%	80%
417	Industrial	Industrial Organic Chemicals	All	HVAC	Demand-Controlled Ventilation	3.6	4.3	4.4	1	1,313,037,048	0.033	100%	80%
418	Industrial	Industrial Organic Chemicals	All	HVAC	Optimized duct design to improve efficiency	7.1	8.5	8.8	1	1,313,037,048	0.033	100%	80%
419	Industrial	Petroleum Refining	All	HVAC	Air Source Heat Pump for Backup Generators	2.4	2.8	2.9	1	5,801,161,294	0.033	100%	80%
420	Industrial	Petroleum Refining	All	HVAC	Free cooling	55.6	66.3	68.9	1	5,801,161,294	0.033	100%	10%

*N/A: Measure did not pass measure level screening and therefore was not included in a program.

MEASURE DESCRIPTION						APPLICABILITY			PROGRAM
Measure ID	Sector	Sub-Sector	Building Type	End Use	Measure Name	Not Yet Adopted Rate	Annual Replacement Eligibility	Total Applicable Measure Units	Program-Measure Inclusion (if Passed Measure Screening)
361	Industrial	Other - Combined	All	PH	Optimized Distribution System	76%	100%	110,628,632	Process Heating
362	Industrial	Other - Combined	All	PCR	High Efficiency Chiller	91%	100%	9,291,052	Process Cooling and Refrigeration
363	Industrial	Other - Combined	All	PCR	Floating head pressure controls	74%	100%	7,555,361	Process Cooling and Refrigeration
364	Industrial	Other - Combined	All	PCR	Premium Efficiency Refrigeration Control System	86%	100%	70,244,438	Process Cooling and Refrigeration
365	Industrial	Other - Combined	All	PCR	Smart Defrost Controls	91%	100%	9,291,052	Process Cooling and Refrigeration
366	Industrial	Other - Combined	All	PCR	Doors, Covers and Curtains	75%	100%	7,657,460	Process Cooling and Refrigeration
367	Industrial	Other - Combined	All	PCR	Optimized chilled water temperature and/or optimized condenser temperature	86%	100%	70,244,438	Process Cooling and Refrigeration
368	Industrial	Other - Combined	All	PCR	Preventative Refrigeration/cooling System Maintenance	15%	100%	15,314,921	Process Cooling and Refrigeration
369	Industrial	Other - Combined	All	PCR	Optimized condenser pressure	86%	100%	70,244,438	Process Cooling and Refrigeration
370	Industrial	Other - Combined	All	PCR	Free cooling	60%	100%	21,440,889	Process Cooling and Refrigeration
371	Industrial	Other - Combined	All	PCR	Improve Insulation of Refrigeration System	43%	100%	35,122,219	Process Cooling and Refrigeration
372	Industrial	Other - Combined	All	ONPU	HE Dry-Type Transformers	100%	100%	32,267,286	Other Process/Non-Process Use
373	Industrial	Other - Combined	All	HVAC	Air Source Heat Pump for Backup Generators	96%	100%	89,138,619	Facility HVAC
374	Industrial	Other - Combined	All	ONPU	High efficiency battery charger (for forklifts)	89%	100%	28,717,885	Other Process/Non-Process Use
375	Industrial	Other - Combined	All	HVAC	Radiant Heaters	0%	0%	0	*N/A
376	Industrial	Other - Combined	All	HVAC	High efficiency non-packaged HVAC equipment	0%	0%	0	*N/A
377	Industrial	Other - Combined	All	HVAC	Seasonal Temperature Settings Adjustments	42%	100%	48,747,682	Facility HVAC
378	Industrial	Other - Combined	All	HVAC	High-efficiency rooftop AC with an EER of 13.5	70%	100%	64,996,910	Facility HVAC
379	Industrial	Other - Combined	All	HVAC	Ground Source Heat Pump	89%	100%	5,164,933	Facility HVAC
380	Industrial	Other - Combined	All	HVAC	Ventilation Heat Recovery	92%	100%	42,712,255	Facility HVAC
381	Industrial	Other - Combined	All	HVAC	Automated Temperature Control	46%	100%	42,712,255	Facility HVAC
382	Industrial	Other - Combined	All	HVAC	Reduced Temperature Settings	42%	100%	38,998,146	Facility HVAC
383	Industrial	Other - Combined	All	HVAC	Destratification Fans	94%	100%	43,640,782	Facility HVAC
384	Industrial	Other - Combined	All	HVAC	Warehouse Loading Dock Seals	66%	100%	22,981,050	Facility HVAC
385	Industrial	Other - Combined	All	HVAC	Preventative Packaged HVAC Maintenance	36%	100%	41,783,728	Facility HVAC
386	Industrial	Other - Combined	All	HVAC	Heat Recovery from Processes to Heat Ventilation Make-up Air	0%	0%	0	*N/A
387	Industrial	Other - Combined	All	FL	High efficiency ballasts for lighting	86%	100%	74,966,057	Facility Lighting
388	Industrial	Other - Combined	All	FL	High Efficiency Light fixtures	74%	100%	64,505,677	Facility Lighting
389	Industrial	Other - Combined	All	FL	Efficient Lighting Design	96%	100%	83,683,040	Facility Lighting
390	Industrial	Other - Combined	All	FL	Lighting controls: on/off timer settings	100%	100%	69,735,867	Facility Lighting
391	Industrial	Other - Combined	All	FL	Lighting controls: occupancy sensors	99%	100%	69,038,508	Facility Lighting
392	Industrial	Other - Combined	All	HVAC	Ventilation Optimization	89%	100%	82,638,928	Facility HVAC
393	Industrial	Other - Combined	All	HVAC	Premium efficiency ventilation control with VSD	89%	100%	82,638,928	Facility HVAC
394	Industrial	Other - Combined	All	HVAC	Demand-Controlled Ventilation	99%	100%	91,924,201	Facility HVAC
395	Industrial	Industrial Organic Chemicals	All	HVAC	Air Source Heat Pump for Backup Generators	96%	100%	33,454,442	Facility HVAC
396	Industrial	Industrial Organic Chemicals	All	HVAC	Free cooling	80%	100%	3,484,838	Facility HVAC
397	Industrial	Industrial Organic Chemicals	All	HVAC	Radiant Heaters	0%	0%	0	*N/A
398	Industrial	Industrial Organic Chemicals	All	HVAC	High efficiency non-packaged HVAC equipment	0%	0%	0	*N/A
399	Industrial	Industrial Organic Chemicals	All	HVAC	Seasonal Temperature Settings Adjustments	42%	100%	18,295,398	Facility HVAC
400	Industrial	Industrial Organic Chemicals	All	HVAC	High-efficiency rooftop AC with an EER of 13.5	70%	100%	24,393,864	Facility HVAC
401	Industrial	Industrial Organic Chemicals	All	HVAC	Ground Source Heat Pump	89%	100%	1,938,441	Facility HVAC
402	Industrial	Industrial Organic Chemicals	All	HVAC	Ventilation Heat Recovery	92%	100%	16,030,253	Facility HVAC
403	Industrial	Industrial Organic Chemicals	All	HVAC	Automated Temperature Control	46%	100%	16,030,253	Facility HVAC
404	Industrial	Industrial Organic Chemicals	All	HVAC	Reduced Temperature Settings	42%	100%	14,636,318	Facility HVAC
405	Industrial	Industrial Organic Chemicals	All	HVAC	Destratification Fans	94%	100%	16,378,737	Facility HVAC
406	Industrial	Industrial Organic Chemicals	All	HVAC	Warehouse Loading Dock Seals	66%	100%	8,624,973	Facility HVAC
407	Industrial	Industrial Organic Chemicals	All	HVAC	Air Curtains	50%	100%	6,534,071	Facility HVAC
408	Industrial	Industrial Organic Chemicals	All	HVAC	Preventative Packaged HVAC Maintenance	36%	100%	15,681,769	Facility HVAC
409	Industrial	Industrial Organic Chemicals	All	HVAC	Heat Recovery from Processes to Heat Ventilation Make-up Air	0%	0%	0	*N/A
410	Industrial	Industrial Organic Chemicals	All	FL	High efficiency ballasts for lighting	86%	100%	26,758,575	Facility Lighting
411	Industrial	Industrial Organic Chemicals	All	FL	High Efficiency Light fixtures	74%	100%	23,024,820	Facility Lighting
412	Industrial	Industrial Organic Chemicals	All	FL	Efficient Lighting Design	96%	100%	29,870,037	Facility Lighting
413	Industrial	Industrial Organic Chemicals	All	FL	Lighting controls: on/off timer settings	100%	100%	24,891,698	Facility Lighting
414	Industrial	Industrial Organic Chemicals	All	FL	Lighting controls: occupancy sensors	99%	100%	24,642,781	Facility Lighting
415	Industrial	Industrial Organic Chemicals	All	HVAC	Ventilation Optimization	89%	100%	31,015,055	Facility HVAC
416	Industrial	Industrial Organic Chemicals	All	HVAC	Premium efficiency ventilation control with VSD	89%	100%	31,015,055	Facility HVAC
417	Industrial	Industrial Organic Chemicals	All	HVAC	Demand-Controlled Ventilation	99%	100%	34,499,893	Facility HVAC
418	Industrial	Industrial Organic Chemicals	All	HVAC	Optimized duct design to improve efficiency	100%	100%	34,848,377	Facility HVAC
419	Industrial	Petroleum Refining	All	HVAC	Air Source Heat Pump for Backup Generators	96%	100%	147,805,892	Facility HVAC
420	Industrial	Petroleum Refining	All	HVAC	Free cooling	80%	100%	15,396,447	Facility HVAC

*N/A: Measure did not pass measure level screening and therefore was not included in a program.

MEASURE DESCRIPTION						MEASURE SELECTION				APPLICABILITY			
Measure ID	Sector	Sub-Sector	Building Type	End Use	Measure Name	Measure TRC calculated for 2014	Measure TRC calculated for 2020	Measure TRC calculated for 2022	Passed Measure Screening? (1=Yes, 0=No)	Total Sub-Sector Units	Measure Units per Sub-Sector Unit	Applicability	Technical Feasibility
421	Industrial	Petroleum Refining	All	HVAC	Radiant Heaters	>1.0 (Cost = $0)	>1.0 (Cost = $0)	>1.0 (Cost = $0)	0	0	0.000	0%	0%
422	Industrial	Petroleum Refining	All	HVAC	High efficiency non-packaged HVAC equipment	0.5	0.5	0.5	0	0	0.000	0%	0%
423	Industrial	Petroleum Refining	All	HVAC	Seasonal Temperature Settings Adjustments	1,243.4	1,641.5	1,798.4	1	5,801,161,294	0.033	100%	100%
424	Industrial	Petroleum Refining	All	HVAC	High-efficiency rooftop AC with an EER of 13.5	15.3	18.3	19.0	1	5,801,161,294	0.033	100%	80%
425	Industrial	Petroleum Refining	All	HVAC	Ground Source Heat Pump	1.5	1.7	1.8	1	5,801,161,294	0.033	100%	5%
426	Industrial	Petroleum Refining	All	HVAC	Ventilation Heat Recovery	0.9	1.0	1.1	1	5,801,161,294	0.033	100%	40%
427	Industrial	Petroleum Refining	All	HVAC	Automated Temperature Control	53.9	60.9	62.6	1	5,801,161,294	0.033	100%	80%
428	Industrial	Petroleum Refining	All	HVAC	Reduced Temperature Settings	1,243.4	1,641.5	1,798.4	1	5,801,161,294	0.033	100%	80%
429	Industrial	Petroleum Refining	All	HVAC	Destratification Fans	32.5	37.5	38.7	1	5,801,161,294	0.033	100%	40%
430	Industrial	Petroleum Refining	All	HVAC	Warehouse Loading Dock Seals	8.0	10.0	10.6	1	5,801,161,294	0.033	100%	30%
431	Industrial	Petroleum Refining	All	HVAC	Air Curtains	5.9	7.1	7.4	1	5,801,161,294	0.033	100%	30%
432	Industrial	Petroleum Refining	All	HVAC	Preventative Packaged HVAC Maintenance	1,243.4	1,641.7	1,798.6	1	5,801,161,294	0.033	100%	100%
433	Industrial	Petroleum Refining	All	HVAC	Heat Recovery from Processes to Heat Ventilation Make-up Air	0.2	0.2	0.2	0	0	0.000	0%	0%
434	Industrial	Petroleum Refining	All	FL	High efficiency ballasts for lighting	57.9	72.0	75.7	1	5,801,161,294	0.024	100%	100%
435	Industrial	Petroleum Refining	All	FL	High Efficiency Light fixtures	8.9	10.6	11.0	1	5,801,161,294	0.024	100%	100%
436	Industrial	Petroleum Refining	All	FL	Efficient Lighting Design	29.8	35.5	36.9	1	5,801,161,294	0.024	100%	100%
437	Industrial	Petroleum Refining	All	FL	Lighting controls: on/off timer settings	20.9	27.0	28.7	1	5,801,161,294	0.024	100%	80%
438	Industrial	Petroleum Refining	All	FL	Lighting controls: occupancy sensors	1.8	2.3	2.4	1	5,801,161,294	0.024	100%	80%
439	Industrial	Petroleum Refining	All	HVAC	Ventilation Optimization	7.1	8.5	8.8	1	5,801,161,294	0.033	100%	80%
440	Industrial	Petroleum Refining	All	HVAC	Premium efficiency ventilation control with VSD	13.9	17.4	18.3	1	5,801,161,294	0.033	100%	80%
441	Industrial	Petroleum Refining	All	HVAC	Demand-Controlled Ventilation	3.6	4.3	4.4	1	5,801,161,294	0.033	100%	80%
442	Industrial	Petroleum Refining	All	HVAC	Optimized duct design to improve efficiency	7.1	8.5	8.8	1	5,801,161,294	0.033	100%	80%
443	Industrial	Plastics & Polymers	All	HVAC	Air Source Heat Pump for Backup Generators	2.4	2.8	2.9	1	114,118,706	0.103	100%	80%
444	Industrial	Plastics & Polymers	All	HVAC	Free cooling	55.6	66.3	68.9	1	114,118,706	0.103	100%	10%
445	Industrial	Plastics & Polymers	All	HVAC	Radiant Heaters	>1.0 (Cost = $0)	>1.0 (Cost = $0)	>1.0 (Cost = $0)	0	0	0.000	0%	0%
446	Industrial	Plastics & Polymers	All	HVAC	High efficiency non-packaged HVAC equipment	0.5	0.5	0.5	0	0	0.000	0%	0%
447	Industrial	Plastics & Polymers	All	HVAC	Seasonal Temperature Settings Adjustments	1,243.4	1,641.5	1,798.4	1	114,118,706	0.103	100%	100%
448	Industrial	Plastics & Polymers	All	HVAC	High-efficiency rooftop AC with an EER of 13.5	15.3	18.3	19.0	1	114,118,706	0.103	100%	80%
449	Industrial	Plastics & Polymers	All	HVAC	Ground Source Heat Pump	1.5	1.7	1.8	1	114,118,706	0.103	100%	5%
450	Industrial	Plastics & Polymers	All	HVAC	Ventilation Heat Recovery	0.9	1.0	1.1	1	114,118,706	0.103	100%	40%
451	Industrial	Plastics & Polymers	All	HVAC	Automated Temperature Control	53.9	60.9	62.6	1	114,118,706	0.103	100%	80%
452	Industrial	Plastics & Polymers	All	HVAC	Reduced Temperature Settings	1,243.4	1,641.5	1,798.4	1	114,118,706	0.103	100%	80%
453	Industrial	Plastics & Polymers	All	HVAC	Destratification Fans	32.5	37.5	38.7	1	114,118,706	0.103	100%	40%
454	Industrial	Plastics & Polymers	All	HVAC	Warehouse Loading Dock Seals	8.0	10.0	10.6	1	114,118,706	0.103	100%	30%
455	Industrial	Plastics & Polymers	All	HVAC	Air Curtains	5.9	7.1	7.4	1	114,118,706	0.103	100%	30%
456	Industrial	Plastics & Polymers	All	HVAC	Preventative Packaged HVAC Maintenance	1,243.4	1,641.7	1,798.6	1	114,118,706	0.103	100%	100%
457	Industrial	Plastics & Polymers	All	HVAC	Heat Recovery from Processes to Heat Ventilation Make-up Air	0.2	0.2	0.2	0	0	0.000	0%	0%
458	Industrial	Plastics & Polymers	All	FL	High efficiency ballasts for lighting	57.9	72.0	75.7	1	114,118,706	0.083	100%	100%
459	Industrial	Plastics & Polymers	All	FL	High Efficiency Light fixtures	8.9	10.6	11.0	1	114,118,706	0.083	100%	100%
460	Industrial	Plastics & Polymers	All	FL	Efficient Lighting Design	29.8	35.5	36.9	1	114,118,706	0.083	100%	100%
461	Industrial	Plastics & Polymers	All	FL	Lighting controls: on/off timer settings	20.9	27.0	28.7	1	114,118,706	0.083	100%	80%
462	Industrial	Plastics & Polymers	All	FL	Lighting controls: occupancy sensors	1.8	2.3	2.4	1	114,118,706	0.083	100%	80%
463	Industrial	Plastics & Polymers	All	HVAC	Ventilation Optimization	7.1	8.5	8.8	1	114,118,706	0.103	100%	80%
464	Industrial	Plastics & Polymers	All	HVAC	Premium efficiency ventilation control with VSD	13.9	17.4	18.3	1	114,118,706	0.103	100%	80%
465	Industrial	Plastics & Polymers	All	HVAC	Demand-Controlled Ventilation	3.6	4.3	4.4	1	114,118,706	0.103	100%	80%
466	Industrial	Plastics & Polymers	All	HVAC	Optimized duct design to improve efficiency	7.1	8.5	8.8	1	114,118,706	0.103	100%	80%

*N/A: Measure did not pass measure level screening and therefore was not included in a program.

MEASURE DESCRIPTION						APPLICABILITY			PROGRAM
Measure ID	Sector	Sub-Sector	Building Type	End Use	Measure Name	Not Yet Adopted Rate	Annual Replacement Eligibility	Total Applicable Measure Units	Program-Measure Inclusion (if Passed Measure Screening)
421	Industrial	Petroleum Refining	All	HVAC	Radiant Heaters	0%	0%	0	*N/A
422	Industrial	Petroleum Refining	All	HVAC	High efficiency non-packaged HVAC equipment	0%	0%	0	*N/A
423	Industrial	Petroleum Refining	All	HVAC	Seasonal Temperature Settings Adjustments	42%	100%	80,831,347	Facility HVAC
424	Industrial	Petroleum Refining	All	HVAC	High-efficiency rooftop AC with an EER of 13.5	70%	100%	107,775,129	Facility HVAC
425	Industrial	Petroleum Refining	All	HVAC	Ground Source Heat Pump	89%	100%	8,564,274	Facility HVAC
426	Industrial	Petroleum Refining	All	HVAC	Ventilation Heat Recovery	92%	100%	70,823,656	Facility HVAC
427	Industrial	Petroleum Refining	All	HVAC	Automated Temperature Control	46%	100%	70,823,656	Facility HVAC
428	Industrial	Petroleum Refining	All	HVAC	Reduced Temperature Settings	42%	100%	64,665,078	Facility HVAC
429	Industrial	Petroleum Refining	All	HVAC	Destratification Fans	94%	100%	72,363,301	Facility HVAC
430	Industrial	Petroleum Refining	All	HVAC	Warehouse Loading Dock Seals	66%	100%	38,106,206	Facility HVAC
431	Industrial	Petroleum Refining	All	HVAC	Air Curtains	50%	100%	28,868,338	Facility HVAC
432	Industrial	Petroleum Refining	All	HVAC	Preventative Packaged HVAC Maintenance	36%	100%	69,284,012	Facility HVAC
433	Industrial	Petroleum Refining	All	HVAC	Heat Recovery from Processes to Heat Ventilation Make-up Air	0%	0%	0	*N/A
434	Industrial	Petroleum Refining	All	FL	High efficiency ballasts for lighting	86%	100%	118,222,718	Facility Lighting
435	Industrial	Petroleum Refining	All	FL	High Efficiency Light fixtures	74%	100%	101,726,525	Facility Lighting
436	Industrial	Petroleum Refining	All	FL	Efficient Lighting Design	96%	100%	131,969,546	Facility Lighting
437	Industrial	Petroleum Refining	All	FL	Lighting controls: on/off timer settings	100%	100%	109,974,622	Facility Lighting
438	Industrial	Petroleum Refining	All	FL	Lighting controls: occupancy sensors	99%	100%	108,874,875	Facility Lighting
439	Industrial	Petroleum Refining	All	HVAC	Ventilation Optimization	89%	100%	137,028,379	Facility HVAC
440	Industrial	Petroleum Refining	All	HVAC	Premium efficiency ventilation control with VSD	89%	100%	137,028,379	Facility HVAC
441	Industrial	Petroleum Refining	All	HVAC	Demand-Controlled Ventilation	99%	100%	152,424,826	Facility HVAC
442	Industrial	Petroleum Refining	All	HVAC	Optimized duct design to improve efficiency	100%	100%	153,964,470	Facility HVAC
443	Industrial	Plastics & Polymers	All	HVAC	Air Source Heat Pump for Backup Generators	96%	100%	8,989,043	Facility HVAC
444	Industrial	Plastics & Polymers	All	HVAC	Free cooling	80%	100%	936,359	Facility HVAC
445	Industrial	Plastics & Polymers	All	HVAC	Radiant Heaters	0%	0%	0	*N/A
446	Industrial	Plastics & Polymers	All	HVAC	High efficiency non-packaged HVAC equipment	0%	0%	0	*N/A
447	Industrial	Plastics & Polymers	All	HVAC	Seasonal Temperature Settings Adjustments	42%	100%	4,915,883	Facility HVAC
448	Industrial	Plastics & Polymers	All	HVAC	High-efficiency rooftop AC with an EER of 13.5	70%	100%	6,554,510	Facility HVAC
449	Industrial	Plastics & Polymers	All	HVAC	Ground Source Heat Pump	89%	100%	520,849	Facility HVAC
450	Industrial	Plastics & Polymers	All	HVAC	Ventilation Heat Recovery	92%	100%	4,307,250	Facility HVAC
451	Industrial	Plastics & Polymers	All	HVAC	Automated Temperature Control	46%	100%	4,307,250	Facility HVAC
452	Industrial	Plastics & Polymers	All	HVAC	Reduced Temperature Settings	42%	100%	3,932,706	Facility HVAC
453	Industrial	Plastics & Polymers	All	HVAC	Destratification Fans	94%	100%	4,400,885	Facility HVAC
454	Industrial	Plastics & Polymers	All	HVAC	Warehouse Loading Dock Seals	66%	100%	2,317,488	Facility HVAC
455	Industrial	Plastics & Polymers	All	HVAC	Air Curtains	50%	100%	1,755,672	Facility HVAC
456	Industrial	Plastics & Polymers	All	HVAC	Preventative Packaged HVAC Maintenance	36%	100%	4,213,614	Facility HVAC
457	Industrial	Plastics & Polymers	All	HVAC	Heat Recovery from Processes to Heat Ventilation Make-up Air	0%	0%	0	*N/A
458	Industrial	Plastics & Polymers	All	FL	High efficiency ballasts for lighting	86%	100%	8,178,507	Facility Lighting
459	Industrial	Plastics & Polymers	All	FL	High Efficiency Light fixtures	74%	100%	7,037,320	Facility Lighting
460	Industrial	Plastics & Polymers	All	FL	Efficient Lighting Design	96%	100%	9,129,496	Facility Lighting
461	Industrial	Plastics & Polymers	All	FL	Lighting controls: on/off timer settings	100%	100%	7,607,914	Facility Lighting
462	Industrial	Plastics & Polymers	All	FL	Lighting controls: occupancy sensors	99%	100%	7,531,835	Facility Lighting
463	Industrial	Plastics & Polymers	All	HVAC	Ventilation Optimization	89%	100%	8,333,592	Facility HVAC
464	Industrial	Plastics & Polymers	All	HVAC	Premium efficiency ventilation control with VSD	89%	100%	8,333,592	Facility HVAC
465	Industrial	Plastics & Polymers	All	HVAC	Demand-Controlled Ventilation	99%	100%	9,269,950	Facility HVAC
466	Industrial	Plastics & Polymers	All	HVAC	Optimized duct design to improve efficiency	100%	100%	9,363,586	Facility HVAC

*N/A: Measure did not pass measure level screening and therefore was not included in a program.

Industrial Measures

MEASURE DESCRIPTION						MEASURE DOCUMENTATION	
Measure ID	Sector	Sub-Sector	Building Type	End Use	Measure Name	Reference 1	Reference 2
1	Industrial	Petroleum Refining	All	Motor - Other Applications	Operations and maintenance	1	4
2	Industrial	Petroleum Refining	All	Motor - Other Applications	Match Motor Size to Load	1	4
3	Industrial	Petroleum Refining	All	Motor - Other Applications	Motor Efficiency Upgrade	1	4
4	Industrial	Petroleum Refining	All	Motor - Other Applications	Variable Speed Drives	1	4
5	Industrial	Petroleum Refining	All	Pumps	Reduce Overall System Requirements	1	4
6	Industrial	Petroleum Refining	All	Pumps	Match Pump Size to Load	1	4
7	Industrial	Petroleum Refining	All	Pumps	Reduce or Control Pump Speed	1	4
8	Industrial	Petroleum Refining	All	Pumps	Improve Pump Components	1	4
9	Industrial	Petroleum Refining	All	Pumps	Operation and Maintenance	1	4
10	Industrial	Petroleum Refining	All	Compressors	Reduce Overall System Requirements	1	4
11	Industrial	Petroleum Refining	All	Compressors	Match Compressor Size to Load	1	4
12	Industrial	Petroleum Refining	All	Compressors	Compressor Control	1	4
13	Industrial	Petroleum Refining	All	Compressors	Improve Compressor Components	1	4
14	Industrial	Petroleum Refining	All	Compressors	Operation and Maintenance	1	4
15	Industrial	Petroleum Refining	All	Fans	Reduce Overall System Requirements	1	4
16	Industrial	Petroleum Refining	All	Fans	Reduce or Control Fan Speed	1	4
17	Industrial	Petroleum Refining	All	Fans	Improve Fan Components	1	4
18	Industrial	Petroleum Refining	All	Fans	Operation and Maintenance	1	4
19	Industrial	Industrial Organic Chemicals	All	Motor - Other Applications	Operations and maintenance	2	4
20	Industrial	Industrial Organic Chemicals	All	Motor - Other Applications	Match Motor Size to Load	2	4
21	Industrial	Industrial Organic Chemicals	All	Motor - Other Applications	Motor Efficiency Upgrade	2	4
22	Industrial	Industrial Organic Chemicals	All	Motor - Other Applications	Variable Speed Drives	2	4
23	Industrial	Industrial Organic Chemicals	All	Pumps	Reduce Overall System Requirements	2	4
24	Industrial	Industrial Organic Chemicals	All	Pumps	Match Pump Size to Load	2	4
25	Industrial	Industrial Organic Chemicals	All	Pumps	Reduce or Control Pump Speed	2	4
26	Industrial	Industrial Organic Chemicals	All	Pumps	Improve Pump Components	2	4
27	Industrial	Industrial Organic Chemicals	All	Pumps	Operation and Maintenance	2	4
28	Industrial	Industrial Organic Chemicals	All	Compressors	Reduce Overall System Requirements	2	4
29	Industrial	Industrial Organic Chemicals	All	Compressors	Match Compressor Size to Load	2	4
30	Industrial	Industrial Organic Chemicals	All	Compressors	Compressor Control	2	4
31	Industrial	Industrial Organic Chemicals	All	Compressors	Improve Compressor Components	2	4
32	Industrial	Industrial Organic Chemicals	All	Compressors	Operation and Maintenance	2	4
33	Industrial	Industrial Organic Chemicals	All	Fans	Reduce Overall System Requirements	2	4
34	Industrial	Industrial Organic Chemicals	All	Fans	Reduce or Control Fan Speed	2	4
35	Industrial	Industrial Organic Chemicals	All	Fans	Improve Fan Components	2	4
36	Industrial	Industrial Organic Chemicals	All	Fans	Operation and Maintenance	2	4
37	Industrial	Plastics & Polymers	All	Machine Drive	Energy monitoring and process controls (sub-metering , monitoring and control systems)	2	5
38	Industrial	Plastics & Polymers	All	Motor - Other Applications	Premium Efficiency Control with ASDs	2	41
39	Industrial	Plastics & Polymers	All	Motor - Other Applications	Motor Efficiency Upgrade	3	42
40	Industrial	Plastics & Polymers	All	Motor - Other Applications	Match Motor Size to Load	4	42
41	Industrial	Plastics & Polymers	All	Motor - Other Applications	Preventative Motor Maintenance	5	
42	Industrial	Plastics & Polymers	All	Pumps	Impeller Trimming (Pump)	6	43
43	Industrial	Plastics & Polymers	All	Pumps	Optimization of Pumping System	7	
44	Industrial	Plastics & Polymers	All	Pumps	Premium Efficiency Control with ASDs (Pumps)	8	44
45	Industrial	Plastics & Polymers	All	Pumps	Preventative Pump Maintenance	5	
46	Industrial	Plastics & Polymers	All	Compressors	Premium Efficiency Control with ASD (Compressor)	9	42
47	Industrial	Plastics & Polymers	All	Compressors	Optimized Distribution System	5	
48	Industrial	Plastics & Polymers	All	Compressors	Minimize Operating Air Pressure	5	
49	Industrial	Plastics & Polymers	All	Compressors	Match Compressor Size to Load	10	
50	Industrial	Plastics & Polymers	All	Compressors	VSD on Chiller Compressor	11	42
51	Industrial	Plastics & Polymers	All	Fans	Impeller Trimming or Inlet Guide Vanes	12	45
52	Industrial	Plastics & Polymers	All	Fans	Premium Efficiency Control with ASD (Fans)	2	42
53	Industrial	Plastics & Polymers	All	Fans	Synchronous Belts (Fans)	13	
54	Industrial	Plastics & Polymers	All	Fans	Preventative Fan Maintenance	5	
55	Industrial	Plastics & Polymers	All	HVAC	Optimized Duct Design to Improve Efficiency	5	
56	Industrial	Plastics & Polymers	All	PH	Advanced Water Heater Controls	5	
57	Industrial	Plastics & Polymers	All	PH	Process Heat Recovery to Preheat Makeup Water	5	
58	Industrial	Plastics & Polymers	All	PH	Air Curtains (Oven)	14	
59	Industrial	Plastics & Polymers	All	PH	Insulation (Oven)	15	46
60	Industrial	Plastics & Polymers	All	PH	Preventative Oven Maintenance	5	

MEASURE DESCRIPTION						MEASURE DOCUMENTATION	
Measure ID	Sector	Sub-Sector	Building Type	End Use	Measure Name	Reference 1	Reference 2
61	Industrial	Plastics & Polymers	All	PH	Air Curtains (Dryer)	16	
62	Industrial	Plastics & Polymers	All	PH	Insulation (Dryer)	15	46
63	Industrial	Plastics & Polymers	All	PH	Preventative Dryer Maintenance	5	
64	Industrial	Plastics & Polymers	All	PH	Optimized Distribution System	5	
65	Industrial	Plastics & Polymers	All	PCR	High Efficiency Chiller	17	47
66	Industrial	Plastics & Polymers	All	PCR	Floating head pressure controls	18	48
67	Industrial	Plastics & Polymers	All	PCR	Premium Efficiency Refrigeration Control System	5	
68	Industrial	Plastics & Polymers	All	PCR	Smart Defrost Controls	19	42
69	Industrial	Plastics & Polymers	All	PCR	Doors, Covers and Curtains	11	49
70	Industrial	Plastics & Polymers	All	PCR	Optimized chilled water temperature and/or optimized condenser temperature	20	
71	Industrial	Plastics & Polymers	All	PCR	Preventative Refrigeration/cooling System Maintenance	21	
72	Industrial	Plastics & Polymers	All	PCR	Optimized condenser pressure	20	
73	Industrial	Plastics & Polymers	All	PCR	Free cooling	20	42
74	Industrial	Plastics & Polymers	All	PCR	Improve Insulation of Refrigeration System	22	50
75	Industrial	Plastics & Polymers	All	ONPU	HE Dry-Type Transformers	23	51
76	Industrial	Small Industrial	All	Machine Drive	Sub-Metering and Interval Metering		5
77	Industrial	Small Industrial	All	Machine Drive	Integrated control system	25	5
78	Industrial	Small Industrial	All	OPU	HE Dry-Type Transformers	23	51
79	Industrial	Small Industrial	All	PH	Advanced water heater controls	5	
80	Industrial	Small Industrial	All	PH	Process Heat Recovery to Preheat Makeup Water	5	
81	Industrial	Small Industrial	All	PH	Air Curtains (Oven)	14	
82	Industrial	Small Industrial	All	PH	Insulation (Oven)	15	46
83	Industrial	Small Industrial	All	PH	Preventative Oven Maintenance	5	
84	Industrial	Small Industrial	All	PH	Air Curtains (Dryer)	16	
85	Industrial	Small Industrial	All	PH	Insulation (Dryer)	15	46
86	Industrial	Small Industrial	All	PH	Preventative Dryer Maintenance	5	
87	Industrial	Small Industrial	All	PH	Preventative Furnace Maintenance	5	
88	Industrial	Small Industrial	All	PH	Insulation (Furnace)	15	46
89	Industrial	Small Industrial	All	PH	Preventative Kiln Maintenance	5	
90	Industrial	Small Industrial	All	PH	Insulation (Kiln)	15	46
91	Industrial	Small Industrial	All	PCR	High Efficiency Chiller	17	47
92	Industrial	Small Industrial	All	PCR	Optimized Distribution System	5	
93	Industrial	Small Industrial	All	PCR	Floating head pressure controls	18	48
94	Industrial	Small Industrial	All	PCR	Premium efficiency refrigeration control system	5	
95	Industrial	Small Industrial	All	PCR	Smart Defrost Controls	19	42
96	Industrial	Small Industrial	All	PCR	Doors, Covers and Curtains	11	49
97	Industrial	Small Industrial	All	PCR	Optimized chilled water temperature and/or optimized condenser temperature	20	
98	Industrial	Small Industrial	All	PCR	Preventative refrigeration/cooling system maintenance	21	
99	Industrial	Small Industrial	All	PCR	Optimized condenser pressure	20	
100	Industrial	Small Industrial	All	PCR	VSD on chiller compressor	11	42
101	Industrial	Small Industrial	All	PCR	Free cooling	20	42
102	Industrial	Small Industrial	All	PCR	Improve insulation of refrigeration system	22	50
103	Industrial	Small Industrial	All	Pumps	High/Premium Efficiency Motors (Pumps)	3	42
104	Industrial	Small Industrial	All	Pumps	Impeller Trimming (Pump)	6	43
105	Industrial	Small Industrial	All	Pumps	Optimization of pumping system	7	
106	Industrial	Small Industrial	All	Pumps	Premium Efficiency Control with ASDs (Pumps)	8	44
107	Industrial	Small Industrial	All	Pumps	Preventative Pump Maintenance	5	
108	Industrial	Small Industrial	All	Fans	High/Premium Efficiency Motors (Fans)	3	42
109	Industrial	Small Industrial	All	Fans	Impeller Trimming or Inlet Guide Vanes	12	45
110	Industrial	Small Industrial	All	HVAC	Optimized duct design to improve efficiency	5	
111	Industrial	Small Industrial	All	Fans	Premium efficiency control, with ASD (Fans)	2	42
112	Industrial	Small Industrial	All	Fans	Synchronous Belts (Fans)	13	
113	Industrial	Small Industrial	All	Fans	Preventative Fan Maintenance	5	
114	Industrial	Small Industrial	All	Motor - Other Applications	Premium Efficiency Control with ASDs (Other motors)	2	41
115	Industrial	Small Industrial	All	Motor - Other Applications	High/Premium Efficiency Motors	3	42
116	Industrial	Small Industrial	All	Motor - Other Applications	Correctly sized motors	4	42
117	Industrial	Small Industrial	All	Motor - Other Applications	Optimized motor control	26	52
118	Industrial	Small Industrial	All	Motor - Other Applications	Synchronous Belts	13	53
119	Industrial	Small Industrial	All	Motor - Other Applications	Preventative Motor Maintenance	5	
120	Industrial	Small Industrial	All	Compressors	Premium efficiency ASD compressor	9	42

MEASURE DESCRIPTION						MEASURE DOCUMENTATION	
Measure ID	Sector	Sub-Sector	Building Type	End Use	Measure Name	Reference 1	Reference 2
121	Industrial	Small Industrial	All	Compressors	Optimized Distribution System	5	
122	Industrial	Small Industrial	All	Compressors	Minimize operating air pressure	5	
123	Industrial	Small Industrial	All	Compressors	Optimized sizing of compressor system	10	
124	Industrial	Small Industrial	All	Compressors	Optimized sizes of air receiver tanks	27	42
125	Industrial	Small Industrial	All	Compressors	Use cooler air from outside for make up air	28	54
126	Industrial	Small Industrial	All	Compressors	Premium Efficiency Air Dryer (compressors)	29	
127	Industrial	Small Industrial	All	Compressors	Sequencing Control	7	42
128	Industrial	Small Industrial	All	Compressors	Eliminate air leaks	29	42
129	Industrial	Small Industrial	All	Compressors	Synchronous Belts for Air Compressors	13	
130	Industrial	Small Industrial	All	Compressors	Replace compressed air use with mechanical or electrical	30	
131	Industrial	Small Industrial	All	Compressors	Premium efficiency ASD compressor	9	42
132	Industrial	Small Industrial	All	Compressors	Compression ratio optimization (gas compressor)	31	
133	Industrial	Small Industrial	All	Compressors	Retrofit internal parts of existing centrifugal compressors	32	
134	Industrial	Small Industrial	All	Compressors	Gas compressor right sizing	5	
135	Industrial	Small Industrial	All	Compressors	Volume pocket adjustments	5	
136	Industrial	Small Industrial	All	Compressors	Minimum cylinder clearance	33	
137	Industrial	Small Industrial	All	Compressors	Synchronous Belts for Air or Gas Compressors	13	
138	Industrial	Small Industrial	All	HVAC	Air Source Heat Pump for Backup Generators	34	
139	Industrial	Small Industrial	All	ONPU	High efficiency battery charger (for forklifts)	35	
140	Industrial	Small Industrial	All	HVAC	Free cooling	36	
141	Industrial	Small Industrial	All	HVAC	Radiant Heaters	5	
142	Industrial	Small Industrial	All	HVAC	High efficiency non-packaged HVAC equipment	5	
143	Industrial	Small Industrial	All	HVAC	Seasonal Temperature Settings Adjustments	5	
144	Industrial	Small Industrial	All	HVAC	High-efficiency rooftop AC with an EER of 13.5	5	
145	Industrial	Small Industrial	All	HVAC	Ground Source Heat Pump	5	
146	Industrial	Small Industrial	All	HVAC	Ventilation Heat Recovery	5	
147	Industrial	Small Industrial	All	HVAC	Automated Temperature Control	5	
148	Industrial	Small Industrial	All	HVAC	Reduced Temperature Settings	5	
149	Industrial	Small Industrial	All	HVAC	Destratification Fans	5	55
150	Industrial	Small Industrial	All	HVAC	Warehouse Loading Dock Seals	7	
151	Industrial	Small Industrial	All	HVAC	Air Curtains	11	
152	Industrial	Small Industrial	All	HVAC	Preventative Packaged HVAC Maintenance	5	
153	Industrial	Small Industrial	All	HVAC	Heat Recovery from Processes to Heat Ventilation Make-up Air	37	
154	Industrial	Small Industrial	All	FL	High efficiency ballasts for lighting	38	42
155	Industrial	Small Industrial	All	FL	High Efficiency Light fixtures	39	42
156	Industrial	Small Industrial	All	FL	Efficient Lighting Design	5	42
157	Industrial	Small Industrial	All	FL	Lighting controls: on/off timer settings	5	42
158	Industrial	Small Industrial	All	FL	Lighting controls: occupancy sensors	5	42
159	Industrial	Small Industrial	All	HVAC	Ventilation Optimization	5	
160	Industrial	Small Industrial	All	HVAC	Premium efficiency ventilation control with VSD	2	42
161	Industrial	Small Industrial	All	HVAC	Demand-Controlled Ventilation	40	56
162	Industrial	Chlor-alkali	All	OPU/ONPU	Sub-Metering and Interval Metering		5
163	Industrial	Chlor-alkali	All	OPU/ONPU	Integrated control system	25	5
164	Industrial	Chlor-alkali	All	OPU/ONPU	HE Dry-Type Transformers	23	51
165	Industrial	Chlor-alkali	All	OPU/ONPU	Advanced water heater controls	5	
166	Industrial	Chlor-alkali	All	OPU/ONPU	Process Heat Recovery to Preheat Makeup Water	5	
167	Industrial	Chlor-alkali	All	OPU/ONPU	Air Curtains (Oven)	14	
168	Industrial	Chlor-alkali	All	OPU/ONPU	Insulation (Oven)	15	46
169	Industrial	Chlor-alkali	All	OPU/ONPU	Preventative Oven Maintenance	5	
170	Industrial	Chlor-alkali	All	OPU/ONPU	Air Curtains (Dryer)	16	
171	Industrial	Chlor-alkali	All	OPU/ONPU	Insulation (Dryer)	15	46
172	Industrial	Chlor-alkali	All	OPU/ONPU	Preventative Dryer Maintenance	5	
173	Industrial	Chlor-alkali	All	OPU/ONPU	Preventative Furnace Maintenance	5	
174	Industrial	Chlor-alkali	All	OPU/ONPU	Insulation (Furnace)	15	46
175	Industrial	Chlor-alkali	All	OPU/ONPU	Preventative Kiln Maintenance	5	
176	Industrial	Chlor-alkali	All	OPU/ONPU	Insulation (Kiln)	15	46
177	Industrial	Chlor-alkali	All	OPU/ONPU	High Efficiency Chiller	17	47
178	Industrial	Chlor-alkali	All	OPU/ONPU	Optimized Distribution System	5	
179	Industrial	Chlor-alkali	All	OPU/ONPU	Floating head pressure controls	18	48
180	Industrial	Chlor-alkali	All	OPU/ONPU	Premium efficiency refrigeration control system	5	

MEASURE DESCRIPTION						MEASURE DOCUMENTATION	
Measure ID	Sector	Sub-Sector	Building Type	End Use	Measure Name	Reference 1	Reference 2
181	Industrial	Chlor-alkali	All	OPU/ONPU	Smart Defrost Controls	19	42
182	Industrial	Chlor-alkali	All	OPU/ONPU	Doors, Covers and Curtains	11	49
183	Industrial	Chlor-alkali	All	OPU/ONPU	Optimized chilled water temperature and/or optimized condenser temperature	20	
184	Industrial	Chlor-alkali	All	OPU/ONPU	Preventative refrigeration/cooling system maintenance	21	
185	Industrial	Chlor-alkali	All	OPU/ONPU	Optimized condenser pressure	20	
186	Industrial	Chlor-alkali	All	OPU/ONPU	VSD on chiller compressor	11	42
187	Industrial	Chlor-alkali	All	OPU/ONPU	Free cooling	20	42
188	Industrial	Chlor-alkali	All	OPU/ONPU	Improve insulation of refrigeration system	22	50
189	Industrial	Chlor-alkali	All	OPU/ONPU	High/Premium Efficiency Motors (Pumps)	3	42
190	Industrial	Chlor-alkali	All	OPU/ONPU	Impeller Trimming (Pump)	6	43
191	Industrial	Chlor-alkali	All	OPU/ONPU	Optimization of pumping system	7	
192	Industrial	Chlor-alkali	All	OPU/ONPU	Premium Efficiency Control with ASDs (Pumps)	8	44
193	Industrial	Chlor-alkali	All	OPU/ONPU	Preventative Pump Maintenance	5	
194	Industrial	Chlor-alkali	All	OPU/ONPU	High/Premium Efficiency Motors (Fans)	3	42
195	Industrial	Chlor-alkali	All	OPU/ONPU	Impeller Trimming or Inlet Guide Vanes	12	45
196	Industrial	Chlor-alkali	All	OPU/ONPU	Optimized duct design to improve efficiency	5	
197	Industrial	Chlor-alkali	All	OPU/ONPU	Premium efficiency control, with ASD (Fans)	2	42
198	Industrial	Chlor-alkali	All	OPU/ONPU	Synchronous Belts (Fans)	13	
199	Industrial	Chlor-alkali	All	OPU/ONPU	Preventative Fan Maintenance	5	
200	Industrial	Chlor-alkali	All	OPU/ONPU	Premium Efficiency Control with ASDs (Other motors)	2	41
201	Industrial	Chlor-alkali	All	OPU/ONPU	High/Premium Efficiency Motors	3	42
202	Industrial	Chlor-alkali	All	OPU/ONPU	Correctly sized motors	4	42
203	Industrial	Chlor-alkali	All	OPU/ONPU	Optimized motor control	26	52
204	Industrial	Chlor-alkali	All	OPU/ONPU	Synchronous Belts	13	53
205	Industrial	Chlor-alkali	All	OPU/ONPU	Preventative Motor Maintenance	5	
206	Industrial	Chlor-alkali	All	OPU/ONPU	Premium efficiency ASD compressor	9	42
207	Industrial	Chlor-alkali	All	OPU/ONPU	Optimized Distribution System	5	
208	Industrial	Chlor-alkali	All	OPU/ONPU	Minimize operating air pressure	5	
209	Industrial	Chlor-alkali	All	OPU/ONPU	Optimized sizing of compressor system	10	
210	Industrial	Chlor-alkali	All	OPU/ONPU	Optimized sizes of air receiver tanks	27	42
211	Industrial	Chlor-alkali	All	OPU/ONPU	Use cooler air from outside for make up air	28	54
212	Industrial	Chlor-alkali	All	OPU/ONPU	Premium Efficiency Air Dryer (compressors)	29	
213	Industrial	Chlor-alkali	All	OPU/ONPU	Sequencing Control	7	42
214	Industrial	Chlor-alkali	All	OPU/ONPU	Eliminate air leaks	29	42
215	Industrial	Chlor-alkali	All	OPU/ONPU	Synchronous Belts for Air Compressors	13	
216	Industrial	Chlor-alkali	All	OPU/ONPU	Replace compressed air use with mechanical or electrical	30	
217	Industrial	Chlor-alkali	All	OPU/ONPU	Premium efficiency ASD compressor	9	42
218	Industrial	Chlor-alkali	All	OPU/ONPU	Compression ratio optimization (gas compressor)	31	
219	Industrial	Chlor-alkali	All	OPU/ONPU	Retrofit internal parts of existing centrifugal compressors	32	
220	Industrial	Chlor-alkali	All	OPU/ONPU	Gas compressor right sizing	5	
221	Industrial	Chlor-alkali	All	OPU/ONPU	Volume pocket adjustments	5	
222	Industrial	Chlor-alkali	All	OPU/ONPU	Minimum cylinder clearance	33	
223	Industrial	Chlor-alkali	All	OPU/ONPU	Synchronous Belts for Air or Gas Compressors	13	
224	Industrial	Chlor-alkali	All	OPU/ONPU	Air Source Heat Pump for Backup Generators	34	
225	Industrial	Chlor-alkali	All	OPU/ONPU	High efficiency battery charger (for forklifts)	35	
226	Industrial	Chlor-alkali	All	OPU/ONPU	Free cooling	36	
227	Industrial	Chlor-alkali	All	OPU/ONPU	Radiant Heaters	5	
228	Industrial	Chlor-alkali	All	OPU/ONPU	High efficiency non-packaged HVAC equipment	5	
229	Industrial	Chlor-alkali	All	OPU/ONPU	Seasonal Temperature Settings Adjustments	5	
230	Industrial	Chlor-alkali	All	OPU/ONPU	High-efficiency rooftop AC with an EER of 13.5	5	
231	Industrial	Chlor-alkali	All	OPU/ONPU	Ground Source Heat Pump	5	
232	Industrial	Chlor-alkali	All	OPU/ONPU	Ventilation Heat Recovery	5	
233	Industrial	Chlor-alkali	All	OPU/ONPU	Automated Temperature Control	5	
234	Industrial	Chlor-alkali	All	OPU/ONPU	Reduced Temperature Settings	5	
235	Industrial	Chlor-alkali	All	OPU/ONPU	Destratification Fans	5	55
236	Industrial	Chlor-alkali	All	OPU/ONPU	Warehouse Loading Dock Seals	7	
237	Industrial	Chlor-alkali	All	OPU/ONPU	Air Curtains	11	
238	Industrial	Chlor-alkali	All	OPU/ONPU	Preventative Packaged HVAC Maintenance	5	
239	Industrial	Chlor-alkali	All	OPU/ONPU	Heat Recovery from Processes to Heat Ventilation Make-up Air	37	
240	Industrial	Chlor-alkali	All	OPU/ONPU	High efficiency ballasts for lighting	38	42

MEASURE DESCRIPTION						MEASURE DOCUMENTATION	
Measure ID	Sector	Sub-Sector	Building Type	End Use	Measure Name	Reference 1	Reference 2
241	Industrial	Chlor-alkali	All	OPU/ONPU	High Efficiency Light fixtures	39	42
242	Industrial	Chlor-alkali	All	OPU/ONPU	Efficient Lighting Design	5	42
243	Industrial	Chlor-alkali	All	OPU/ONPU	Lighting controls: on/off timer settings	5	42
244	Industrial	Chlor-alkali	All	OPU/ONPU	Lighting controls: occupancy sensors	5	42
245	Industrial	Chlor-alkali	All	OPU/ONPU	Ventilation Optimization	5	
246	Industrial	Chlor-alkali	All	OPU/ONPU	Premium efficiency ventilation control with VSD	2	42
247	Industrial	Chlor-alkali	All	OPU/ONPU	Demand-Controlled Ventilation	40	56
248	Industrial	Pulp & Paper	All	Machine Drive	Sub-Metering and Interval Metering		5
249	Industrial	Pulp & Paper	All	Machine Drive	Integrated control system	25	5
250	Industrial	Pulp & Paper	All	ONPU	HE Dry-Type Transformers	23	51
251	Industrial	Pulp & Paper	All	ONPU	Advanced water heater controls	5	
252	Industrial	Pulp & Paper	All	ONPU	Process Heat Recovery to Preheat Makeup Water	5	
253	Industrial	Pulp & Paper	All	ONPU	Air Curtains (Oven)	14	
254	Industrial	Pulp & Paper	All	ONPU	Insulation (Oven)	15	46
255	Industrial	Pulp & Paper	All	ONPU	Preventative Oven Maintenance	5	
256	Industrial	Pulp & Paper	All	ONPU	Air Curtains (Dryer)	16	
257	Industrial	Pulp & Paper	All	ONPU	Insulation (Dryer)	15	46
258	Industrial	Pulp & Paper	All	ONPU	Preventative Dryer Maintenance	5	
259	Industrial	Pulp & Paper	All	ONPU	Preventative Furnace Maintenance	5	
260	Industrial	Pulp & Paper	All	ONPU	Insulation (Furnace)	15	46
261	Industrial	Pulp & Paper	All	ONPU	Preventative Kiln Maintenance	5	
262	Industrial	Pulp & Paper	All	ONPU	Insulation (Kiln)	15	46
263	Industrial	Pulp & Paper	All	ONPU	High Efficiency Chiller	17	47
264	Industrial	Pulp & Paper	All	ONPU	Optimized Distribution System	5	
265	Industrial	Pulp & Paper	All	ONPU	Floating head pressure controls	18	48
266	Industrial	Pulp & Paper	All	ONPU	Premium efficiency refrigeration control system	5	
267	Industrial	Pulp & Paper	All	ONPU	Smart Defrost Controls	19	42
268	Industrial	Pulp & Paper	All	ONPU	Doors, Covers and Curtains	11	49
269	Industrial	Pulp & Paper	All	ONPU	Optimized chilled water temperature and/or optimized condenser temperature	20	
270	Industrial	Pulp & Paper	All	ONPU	Preventative refrigeration/cooling system maintenance	21	
271	Industrial	Pulp & Paper	All	ONPU	Optimized condenser pressure	20	
272	Industrial	Pulp & Paper	All	ONPU	VSD on chiller compressor	11	42
273	Industrial	Pulp & Paper	All	ONPU	Free cooling	20	42
274	Industrial	Pulp & Paper	All	ONPU	Improve insulation of refrigeration system	22	50
275	Industrial	Pulp & Paper	All	Pumps	High/Premium Efficiency Motors (Pumps)	3	42
276	Industrial	Pulp & Paper	All	Pumps	Impeller Trimming (Pump)	6	43
277	Industrial	Pulp & Paper	All	Pumps	Optimization of pumping system	7	
278	Industrial	Pulp & Paper	All	Pumps	Premium Efficiency Control with ASDs (Pumps)	8	44
279	Industrial	Pulp & Paper	All	Pumps	Preventative Pump Maintenance	5	
280	Industrial	Pulp & Paper	All	Fans	High/Premium Efficiency Motors (Fans)	3	42
281	Industrial	Pulp & Paper	All	Fans	Impeller Trimming or Inlet Guide Vanes	12	45
282	Industrial	Pulp & Paper	All	HVAC	Optimized duct design to improve efficiency	5	
283	Industrial	Pulp & Paper	All	Fans	Premium efficiency control, with ASD (Fans)	2	42
284	Industrial	Pulp & Paper	All	Fans	Synchronous Belts (Fans)	13	
285	Industrial	Pulp & Paper	All	Fans	Preventative Fan Maintenance	5	
286	Industrial	Pulp & Paper	All	Motor - Other Applications	Premium Efficiency Control with ASDs (Other motors)	2	41
287	Industrial	Pulp & Paper	All	Motor - Other Applications	High/Premium Efficiency Motors	3	42
288	Industrial	Pulp & Paper	All	Motor - Other Applications	Correctly sized motors	4	42
289	Industrial	Pulp & Paper	All	Motor - Other Applications	Optimized motor control	26	52
290	Industrial	Pulp & Paper	All	Motor - Other Applications	Synchronous Belts	13	53
291	Industrial	Pulp & Paper	All	Motor - Other Applications	Preventative Motor Maintenance	5	
292	Industrial	Pulp & Paper	All	Compressors	Premium efficiency ASD compressor	9	42
293	Industrial	Pulp & Paper	All	Compressors	Optimized Distribution System	5	
294	Industrial	Pulp & Paper	All	Compressors	Minimize operating air pressure	5	
295	Industrial	Pulp & Paper	All	Compressors	Optimized sizing of compressor system	10	
296	Industrial	Pulp & Paper	All	Compressors	Optimized sizes of air receiver tanks	27	42
297	Industrial	Pulp & Paper	All	Compressors	Use cooler air from outside for make up air	28	54
298	Industrial	Pulp & Paper	All	Compressors	Premium Efficiency Air Dryer (compressors)	29	
299	Industrial	Pulp & Paper	All	Compressors	Sequencing Control	7	42
300	Industrial	Pulp & Paper	All	Compressors	Eliminate air leaks	29	42

Industrial Measures

MEASURE DESCRIPTION						MEASURE DOCUMENTATION	
Measure ID	Sector	Sub-Sector	Building Type	End Use	Measure Name	Reference 1	Reference 2
301	Industrial	Pulp & Paper	All	Compressors	Synchronous Belts for Air Compressors	13	
302	Industrial	Pulp & Paper	All	Compressors	Replace compressed air use with mechanical or electrical	30	
303	Industrial	Pulp & Paper	All	Compressors	Premium efficiency ASD compressor	9	42
304	Industrial	Pulp & Paper	All	Compressors	Compression ratio optimization (gas compressor)	31	
305	Industrial	Pulp & Paper	All	Compressors	Retrofit internal parts of existing centrifugal compressors	32	
306	Industrial	Pulp & Paper	All	Compressors	Gas compressor right sizing	5	
307	Industrial	Pulp & Paper	All	Compressors	Volume pocket adjustments	5	
308	Industrial	Pulp & Paper	All	Compressors	Minimum cylinder clearance	33	
309	Industrial	Pulp & Paper	All	Compressors	Synchronous Belts for Air or Gas Compressors	13	
310	Industrial	Pulp & Paper	All	ONPU	Air Source Heat Pump for Backup Generators	34	
311	Industrial	Pulp & Paper	All	ONPU	High efficiency battery charger (for forklifts)	35	
312	Industrial	Pulp & Paper	All	ONPU	Free cooling	36	
313	Industrial	Pulp & Paper	All	ONPU	Radiant Heaters	5	
314	Industrial	Pulp & Paper	All	ONPU	High efficiency non-packaged HVAC equipment	5	
315	Industrial	Pulp & Paper	All	ONPU	Seasonal Temperature Settings Adjustments	5	
316	Industrial	Pulp & Paper	All	ONPU	High-efficiency rooftop AC with an EER of 13.5	5	
317	Industrial	Pulp & Paper	All	ONPU	Ground Source Heat Pump	5	
318	Industrial	Pulp & Paper	All	ONPU	Ventilation Heat Recovery	5	
319	Industrial	Pulp & Paper	All	ONPU	Automated Temperature Control	5	
320	Industrial	Pulp & Paper	All	ONPU	Reduced Temperature Settings	5	
321	Industrial	Pulp & Paper	All	ONPU	Destratification Fans	5	55
322	Industrial	Pulp & Paper	All	ONPU	Warehouse Loading Dock Seals	7	
323	Industrial	Pulp & Paper	All	ONPU	Air Curtains	11	
324	Industrial	Pulp & Paper	All	ONPU	Preventative Packaged HVAC Maintenance	5	
325	Industrial	Pulp & Paper	All	ONPU	Heat Recovery from Processes to Heat Ventilation Make-up Air	37	
326	Industrial	Pulp & Paper	All	ONPU	High efficiency ballasts for lighting	38	42
327	Industrial	Pulp & Paper	All	ONPU	High Efficiency Light fixtures	39	42
328	Industrial	Pulp & Paper	All	ONPU	Efficient Lighting Design	5	42
329	Industrial	Pulp & Paper	All	ONPU	Lighting controls: on/off timer settings	5	42
330	Industrial	Pulp & Paper	All	ONPU	Lighting controls: occupancy sensors	5	42
331	Industrial	Pulp & Paper	All	ONPU	Ventilation Optimization	5	
332	Industrial	Pulp & Paper	All	ONPU	Premium efficiency ventilation control with VSD	2	42
333	Industrial	Pulp & Paper	All	ONPU	Demand-Controlled Ventilation	40	56
334	Industrial	Other - Combined	All	Motor - Other Applications	Operations and maintenance	2	4
335	Industrial	Other - Combined	All	Motor - Other Applications	Match Motor Size to Load	2	4
336	Industrial	Other - Combined	All	Motor - Other Applications	Motor Efficiency Upgrade	2	4
337	Industrial	Other - Combined	All	Motor - Other Applications	Variable Speed Drives	2	4
338	Industrial	Other - Combined	All	Pumps	Reduce Overall System Requirements	2	4
339	Industrial	Other - Combined	All	Pumps	Match Pump Size to Load	2	4
340	Industrial	Other - Combined	All	Pumps	Reduce or Control Pump Speed	2	4
341	Industrial	Other - Combined	All	Pumps	Improve Pump Components	2	4
342	Industrial	Other - Combined	All	Pumps	Operation and Maintenance	2	4
343	Industrial	Other - Combined	All	Compressors	Reduce Overall System Requirements	2	4
344	Industrial	Other - Combined	All	Compressors	Match Compressor Size to Load	2	4
345	Industrial	Other - Combined	All	Compressors	Compressor Control	2	4
346	Industrial	Other - Combined	All	Compressors	Improve Compressor Components	2	4
347	Industrial	Other - Combined	All	Compressors	Operation and Maintenance	2	4
348	Industrial	Other - Combined	All	Fans	Reduce Overall System Requirements	2	4
349	Industrial	Other - Combined	All	Fans	Reduce or Control Fan Speed	2	4
350	Industrial	Other - Combined	All	Fans	Improve Fan Components	2	4
351	Industrial	Other - Combined	All	Fans	Operation and Maintenance	2	4
352	Industrial	Other - Combined	All	HVAC	Optimized Duct Design to Improve Efficiency	5	
353	Industrial	Other - Combined	All	PH	Advanced Water Heater Controls	5	
354	Industrial	Other - Combined	All	PH	Process Heat Recovery to Preheat Makeup Water	5	
355	Industrial	Other - Combined	All	PH	Air Curtains (Oven)	14	
356	Industrial	Other - Combined	All	PH	Insulation (Oven)	15	46
357	Industrial	Other - Combined	All	PH	Preventative Oven Maintenance	5	
358	Industrial	Other - Combined	All	PH	Air Curtains (Dryer)	16	
359	Industrial	Other - Combined	All	PH	Insulation (Dryer)	15	46
360	Industrial	Other - Combined	All	PH	Preventative Dryer Maintenance	5	

MEASURE DESCRIPTION						MEASURE DOCUMENTATION	
Measure ID	Sector	Sub-Sector	Building Type	End Use	Measure Name	Reference 1	Reference 2
361	Industrial	Other - Combined	All	PH	Optimized Distribution System	5	
362	Industrial	Other - Combined	All	PCR	High Efficiency Chiller	17	47
363	Industrial	Other - Combined	All	PCR	Floating head pressure controls	18	48
364	Industrial	Other - Combined	All	PCR	Premium Efficiency Refrigeration Control System	5	
365	Industrial	Other - Combined	All	PCR	Smart Defrost Controls	19	42
366	Industrial	Other - Combined	All	PCR	Doors, Covers and Curtains	11	49
367	Industrial	Other - Combined	All	PCR	Optimized chilled water temperature and/or optimized condenser temperature	20	
368	Industrial	Other - Combined	All	PCR	Preventative Refrigeration/cooling System Maintenance	21	
369	Industrial	Other - Combined	All	PCR	Optimized condenser pressure	20	
370	Industrial	Other - Combined	All	PCR	Free cooling	20	42
371	Industrial	Other - Combined	All	PCR	Improve Insulation of Refrigeration System	22	50
372	Industrial	Other - Combined	All	ONPU	HE Dry-Type Transformers	23	51
373	Industrial	Other - Combined	All	HVAC	Air Source Heat Pump for Backup Generators	34	
374	Industrial	Other - Combined	All	ONPU	High efficiency battery charger (for forklifts)	35	
375	Industrial	Other - Combined	All	HVAC	Radiant Heaters	5	
376	Industrial	Other - Combined	All	HVAC	High efficiency non-packaged HVAC equipment	5	
377	Industrial	Other - Combined	All	HVAC	Seasonal Temperature Settings Adjustments	5	
378	Industrial	Other - Combined	All	HVAC	High-efficiency rooftop AC with an EER of 13.5	5	
379	Industrial	Other - Combined	All	HVAC	Ground Source Heat Pump	5	
380	Industrial	Other - Combined	All	HVAC	Ventilation Heat Recovery	5	
381	Industrial	Other - Combined	All	HVAC	Automated Temperature Control	5	
382	Industrial	Other - Combined	All	HVAC	Reduced Temperature Settings	5	
383	Industrial	Other - Combined	All	HVAC	Destratification Fans	5	55
384	Industrial	Other - Combined	All	HVAC	Warehouse Loading Dock Seals	7	
385	Industrial	Other - Combined	All	HVAC	Preventative Packaged HVAC Maintenance	5	
386	Industrial	Other - Combined	All	HVAC	Heat Recovery from Processes to Heat Ventilation Make-up Air	37	
387	Industrial	Other - Combined	All	FL	High efficiency ballasts for lighting	38	42
388	Industrial	Other - Combined	All	FL	High Efficiency Light fixtures	39	42
389	Industrial	Other - Combined	All	FL	Efficient Lighting Design	5	42
390	Industrial	Other - Combined	All	FL	Lighting controls: on/off timer settings	5	42
391	Industrial	Other - Combined	All	FL	Lighting controls: occupancy sensors	5	42
392	Industrial	Other - Combined	All	HVAC	Ventilation Optimization	5	
393	Industrial	Other - Combined	All	HVAC	Premium efficiency ventilation control with VSD	2	42
394	Industrial	Other - Combined	All	HVAC	Demand-Controlled Ventilation	40	56
395	Industrial	Industrial Organic Chemicals	All	HVAC	Air Source Heat Pump for Backup Generators	34	
396	Industrial	Industrial Organic Chemicals	All	HVAC	Free cooling	36	
397	Industrial	Industrial Organic Chemicals	All	HVAC	Radiant Heaters	5	
398	Industrial	Industrial Organic Chemicals	All	HVAC	High efficiency non-packaged HVAC equipment	5	
399	Industrial	Industrial Organic Chemicals	All	HVAC	Seasonal Temperature Settings Adjustments	5	
400	Industrial	Industrial Organic Chemicals	All	HVAC	High-efficiency rooftop AC with an EER of 13.5	5	
401	Industrial	Industrial Organic Chemicals	All	HVAC	Ground Source Heat Pump	5	
402	Industrial	Industrial Organic Chemicals	All	HVAC	Ventilation Heat Recovery	5	
403	Industrial	Industrial Organic Chemicals	All	HVAC	Automated Temperature Control	5	
404	Industrial	Industrial Organic Chemicals	All	HVAC	Reduced Temperature Settings	5	
405	Industrial	Industrial Organic Chemicals	All	HVAC	Destratification Fans	5	55
406	Industrial	Industrial Organic Chemicals	All	HVAC	Warehouse Loading Dock Seals	7	
407	Industrial	Industrial Organic Chemicals	All	HVAC	Air Curtains	11	
408	Industrial	Industrial Organic Chemicals	All	HVAC	Preventative Packaged HVAC Maintenance	5	
409	Industrial	Industrial Organic Chemicals	All	HVAC	Heat Recovery from Processes to Heat Ventilation Make-up Air	37	
410	Industrial	Industrial Organic Chemicals	All	FL	High efficiency ballasts for lighting	38	42
411	Industrial	Industrial Organic Chemicals	All	FL	High Efficiency Light fixtures	39	42
412	Industrial	Industrial Organic Chemicals	All	FL	Efficient Lighting Design	5	42
413	Industrial	Industrial Organic Chemicals	All	FL	Lighting controls: on/off timer settings	5	42
414	Industrial	Industrial Organic Chemicals	All	FL	Lighting controls: occupancy sensors	5	42
415	Industrial	Industrial Organic Chemicals	All	HVAC	Ventilation Optimization	5	
416	Industrial	Industrial Organic Chemicals	All	HVAC	Premium efficiency ventilation control with VSD	2	42
417	Industrial	Industrial Organic Chemicals	All	HVAC	Demand-Controlled Ventilation	40	56
418	Industrial	Industrial Organic Chemicals	All	HVAC	Optimized duct design to improve efficiency	5	
419	Industrial	Petroleum Refining	All	HVAC	Air Source Heat Pump for Backup Generators	34	
420	Industrial	Petroleum Refining	All	HVAC	Free cooling	36	

MEASURE DESCRIPTION						MEASURE DOCUMENTATION	
Measure ID	Sector	Sub-Sector	Building Type	End Use	Measure Name	Reference 1	Reference 2
421	Industrial	Petroleum Refining	All	HVAC	Radiant Heaters	5	
422	Industrial	Petroleum Refining	All	HVAC	High efficiency non-packaged HVAC equipment	5	
423	Industrial	Petroleum Refining	All	HVAC	Seasonal Temperature Settings Adjustments	5	
424	Industrial	Petroleum Refining	All	HVAC	High-efficiency rooftop AC with an EER of 13.5	5	
425	Industrial	Petroleum Refining	All	HVAC	Ground Source Heat Pump	5	
426	Industrial	Petroleum Refining	All	HVAC	Ventilation Heat Recovery	5	
427	Industrial	Petroleum Refining	All	HVAC	Automated Temperature Control	5	
428	Industrial	Petroleum Refining	All	HVAC	Reduced Temperature Settings	5	
429	Industrial	Petroleum Refining	All	HVAC	Destratification Fans	5	55
430	Industrial	Petroleum Refining	All	HVAC	Warehouse Loading Dock Seals	7	
431	Industrial	Petroleum Refining	All	HVAC	Air Curtains	11	
432	Industrial	Petroleum Refining	All	HVAC	Preventative Packaged HVAC Maintenance	5	
433	Industrial	Petroleum Refining	All	HVAC	Heat Recovery from Processes to Heat Ventilation Make-up Air	37	
434	Industrial	Petroleum Refining	All	FL	High efficiency ballasts for lighting	38	42
435	Industrial	Petroleum Refining	All	FL	High Efficiency Light fixtures	39	42
436	Industrial	Petroleum Refining	All	FL	Efficient Lighting Design	5	42
437	Industrial	Petroleum Refining	All	FL	Lighting controls: on/off timer settings	5	42
438	Industrial	Petroleum Refining	All	FL	Lighting controls: occupancy sensors	5	42
439	Industrial	Petroleum Refining	All	HVAC	Ventilation Optimization	5	
440	Industrial	Petroleum Refining	All	HVAC	Premium efficiency ventilation control with VSD	2	42
441	Industrial	Petroleum Refining	All	HVAC	Demand-Controlled Ventilation	40	56
442	Industrial	Petroleum Refining	All	HVAC	Optimized duct design to improve efficiency	5	
443	Industrial	Plastics & Polymers	All	HVAC	Air Source Heat Pump for Backup Generators	34	
444	Industrial	Plastics & Polymers	All	HVAC	Free cooling	36	
445	Industrial	Plastics & Polymers	All	HVAC	Radiant Heaters	5	
446	Industrial	Plastics & Polymers	All	HVAC	High efficiency non-packaged HVAC equipment	5	
447	Industrial	Plastics & Polymers	All	HVAC	Seasonal Temperature Settings Adjustments	5	
448	Industrial	Plastics & Polymers	All	HVAC	High-efficiency rooftop AC with an EER of 13.5	5	
449	Industrial	Plastics & Polymers	All	HVAC	Ground Source Heat Pump	5	
450	Industrial	Plastics & Polymers	All	HVAC	Ventilation Heat Recovery	5	
451	Industrial	Plastics & Polymers	All	HVAC	Automated Temperature Control	5	
452	Industrial	Plastics & Polymers	All	HVAC	Reduced Temperature Settings	5	
453	Industrial	Plastics & Polymers	All	HVAC	Destratification Fans	5	55
454	Industrial	Plastics & Polymers	All	HVAC	Warehouse Loading Dock Seals	7	
455	Industrial	Plastics & Polymers	All	HVAC	Air Curtains	11	
456	Industrial	Plastics & Polymers	All	HVAC	Preventative Packaged HVAC Maintenance	5	
457	Industrial	Plastics & Polymers	All	HVAC	Heat Recovery from Processes to Heat Ventilation Make-up Air	37	
458	Industrial	Plastics & Polymers	All	FL	High efficiency ballasts for lighting	38	42
459	Industrial	Plastics & Polymers	All	FL	High Efficiency Light fixtures	39	42
460	Industrial	Plastics & Polymers	All	FL	Efficient Lighting Design	5	42
461	Industrial	Plastics & Polymers	All	FL	Lighting controls: on/off timer settings	5	42
462	Industrial	Plastics & Polymers	All	FL	Lighting controls: occupancy sensors	5	42
463	Industrial	Plastics & Polymers	All	HVAC	Ventilation Optimization	5	
464	Industrial	Plastics & Polymers	All	HVAC	Premium efficiency ventilation control with VSD	2	42
465	Industrial	Plastics & Polymers	All	HVAC	Demand-Controlled Ventilation	40	56
466	Industrial	Plastics & Polymers	All	HVAC	Optimized duct design to improve efficiency	5	

MEASURE DESCRIPTION							PARTICIPATION REFERENCE CASE					
Measure ID	Sector	Sub-Sector	Building Type	End Use	Measure Name	Program	First Year of Participation (So Year)	First Year Annual Participation Rate (So)	Year of Maximum Annual Participation (Smax Year)	Maximum Annual Participation Rate (Smax)	Final Year of Participation (Fo Year)	Final Year Annual Participation Rate (Fo)
1	Industrial	Petroleum Refining	All	Motor - Other Applications	Operations and maintenance	Machine Drive	2015	1.4000000000%	2034	6.999999843%	2034	6.999999843%
2	Industrial	Petroleum Refining	All	Motor - Other Applications	Match Motor Size to Load	Machine Drive	2016	1.2488008835%	2034	6.999813465%	2034	6.999813465%
3	Industrial	Petroleum Refining	All	Motor - Other Applications	Motor Efficiency Upgrade	Machine Drive	2016	1.2488008835%	2034	6.999813465%	2034	6.999813465%
4	Industrial	Petroleum Refining	All	Motor - Other Applications	Variable Speed Drives	Machine Drive	2016	1.2488008835%	2034	6.999813465%	2034	6.999813465%
5	Industrial	Petroleum Refining	All	Pumps	Reduce Overall System Requirements	Machine Drive	2016	1.2488008835%	2034	6.999813465%	2034	6.999813465%
6	Industrial	Petroleum Refining	All	Pumps	Match Pump Size to Load	Machine Drive	2016	1.2488008835%	2034	6.999813465%	2034	6.999813465%
7	Industrial	Petroleum Refining	All	Pumps	Reduce or Control Pump Speed	Machine Drive	2016	1.2488008835%	2034	6.999813465%	2034	6.999813465%
8	Industrial	Petroleum Refining	All	Pumps	Improve Pump Components	Machine Drive	2016	1.2488008835%	2034	6.999813465%	2034	6.999813465%
9	Industrial	Petroleum Refining	All	Pumps	Operation and Maintenance	Machine Drive	2015	1.4000000000%	2034	6.999999843%	2034	6.999999843%
10	Industrial	Petroleum Refining	All	Compressors	Reduce Overall System Requirements	Machine Drive	2016	1.2488008835%	2034	6.999813465%	2034	6.999813465%
11	Industrial	Petroleum Refining	All	Compressors	Match Compressor Size to Load	Machine Drive	2016	1.2488008835%	2034	6.999813465%	2034	6.999813465%
12	Industrial	Petroleum Refining	All	Compressors	Compressor Control	Machine Drive	2016	1.2488008835%	2034	6.999813465%	2034	6.999813465%
13	Industrial	Petroleum Refining	All	Compressors	Improve Compressor Components	Machine Drive	2016	1.2488008835%	2034	6.999813465%	2034	6.999813465%
14	Industrial	Petroleum Refining	All	Compressors	Operation and Maintenance	Machine Drive	2015	1.4000000000%	2034	6.999999843%	2034	6.999999843%
15	Industrial	Petroleum Refining	All	Fans	Reduce Overall System Requirements	Machine Drive	2016	1.2488008835%	2034	6.999813465%	2034	6.999813465%
16	Industrial	Petroleum Refining	All	Fans	Reduce or Control Fan Speed	Machine Drive	2016	1.2488008835%	2034	6.999813465%	2034	6.999813465%
17	Industrial	Petroleum Refining	All	Fans	Improve Fan Components	Machine Drive	2016	1.2488008835%	2034	6.999813465%	2034	6.999813465%
18	Industrial	Petroleum Refining	All	Fans	Operation and Maintenance	Machine Drive	2015	1.4000000000%	2034	6.999999843%	2034	6.999999843%
19	Industrial	Industrial Organic Chemicals	All	Motor - Other Applications	Operations and maintenance	Machine Drive	2015	1.4000000000%	2034	6.999999843%	2034	6.999999843%
20	Industrial	Industrial Organic Chemicals	All	Motor - Other Applications	Match Motor Size to Load	Machine Drive	2016	1.2488008835%	2034	6.999813465%	2034	6.999813465%
21	Industrial	Industrial Organic Chemicals	All	Motor - Other Applications	Motor Efficiency Upgrade	Machine Drive	2016	1.2488008835%	2034	6.999813465%	2034	6.999813465%
22	Industrial	Industrial Organic Chemicals	All	Motor - Other Applications	Variable Speed Drives	Machine Drive	2016	1.2488008835%	2034	6.999813465%	2034	6.999813465%
23	Industrial	Industrial Organic Chemicals	All	Pumps	Reduce Overall System Requirements	Machine Drive	2016	1.2488008835%	2034	6.999813465%	2034	6.999813465%
24	Industrial	Industrial Organic Chemicals	All	Pumps	Match Pump Size to Load	Machine Drive	2016	1.2488008835%	2034	6.999813465%	2034	6.999813465%
25	Industrial	Industrial Organic Chemicals	All	Pumps	Reduce or Control Pump Speed	Machine Drive	2016	1.2488008835%	2034	6.999813465%	2034	6.999813465%
26	Industrial	Industrial Organic Chemicals	All	Pumps	Improve Pump Components	Machine Drive	2016	1.2488008835%	2034	6.999813465%	2034	6.999813465%
27	Industrial	Industrial Organic Chemicals	All	Pumps	Operation and Maintenance	Machine Drive	2015	1.4000000000%	2034	6.999999843%	2034	6.999999843%
28	Industrial	Industrial Organic Chemicals	All	Compressors	Reduce Overall System Requirements	Machine Drive	2016	1.2488008835%	2034	6.999813465%	2034	6.999813465%
29	Industrial	Industrial Organic Chemicals	All	Compressors	Match Compressor Size to Load	Machine Drive	2016	1.2488008835%	2034	6.999813465%	2034	6.999813465%
30	Industrial	Industrial Organic Chemicals	All	Compressors	Compressor Control	Machine Drive	2016	1.2488008835%	2034	6.999813465%	2034	6.999813465%
31	Industrial	Industrial Organic Chemicals	All	Compressors	Improve Compressor Components	Machine Drive	2016	1.2488008835%	2034	6.999813465%	2034	6.999813465%
32	Industrial	Industrial Organic Chemicals	All	Compressors	Operation and Maintenance	Machine Drive	2015	1.4000000000%	2034	6.999999843%	2034	6.999999843%
33	Industrial	Industrial Organic Chemicals	All	Fans	Reduce Overall System Requirements	Machine Drive	2016	1.2488008835%	2034	6.999813465%	2034	6.999813465%
34	Industrial	Industrial Organic Chemicals	All	Fans	Reduce or Control Fan Speed	Machine Drive	2016	1.2488008835%	2034	6.999813465%	2034	6.999813465%
35	Industrial	Industrial Organic Chemicals	All	Fans	Improve Fan Components	Machine Drive	2016	1.2488008835%	2034	6.999813465%	2034	6.999813465%
36	Industrial	Industrial Organic Chemicals	All	Fans	Operation and Maintenance	Machine Drive	2015	1.4000000000%	2034	6.999999843%	2034	6.999999843%
37	Industrial	Plastics & Polymers	All	Machine Drive	Energy monitoring and process controls (sub-metering , monitoring and control systems)	Machine Drive	2016	1.2488008835%	2034	6.999813465%	2034	6.999813465%
38	Industrial	Plastics & Polymers	All	Motor - Other Applications	Premium Efficiency Control with ASDs	Machine Drive	2016	1.2488008835%	2034	6.999813465%	2034	6.999813465%
39	Industrial	Plastics & Polymers	All	Motor - Other Applications	Motor Efficiency Upgrade	Machine Drive	2016	1.2488008835%	2034	6.999813465%	2034	6.999813465%
40	Industrial	Plastics & Polymers	All	Motor - Other Applications	Match Motor Size to Load	Machine Drive	2016	1.2488008835%	2034	6.999813465%	2034	6.999813465%
41	Industrial	Plastics & Polymers	All	Motor - Other Applications	Preventative Motor Maintenance	Machine Drive	2015	1.4000000000%	2034	6.999999843%	2034	6.999999843%
42	Industrial	Plastics & Polymers	All	Pumps	Impeller Trimming (Pump)	Machine Drive	2016	1.2488008835%	2034	6.999813465%	2034	6.999813465%
43	Industrial	Plastics & Polymers	All	Pumps	Optimization of Pumping System	Machine Drive	2016	1.2488008835%	2034	6.999813465%	2034	6.999813465%
44	Industrial	Plastics & Polymers	All	Pumps	Premium Efficiency Control with ASDs (Pumps)	Machine Drive	2016	1.2488008835%	2034	6.999813465%	2034	6.999813465%
45	Industrial	Plastics & Polymers	All	Pumps	Preventative Pump Maintenance	Machine Drive	2015	1.4000000000%	2034	6.999999843%	2034	6.999999843%
46	Industrial	Plastics & Polymers	All	Compressors	Premium Efficiency Control with ASD (Compressor)	Machine Drive	2016	1.2296048882%	2034	6.892215538%	2034	6.892215538%
47	Industrial	Plastics & Polymers	All	Compressors	Optimized Distribution System	Machine Drive	2016	1.2488008835%	2034	6.999813465%	2034	6.999813465%
48	Industrial	Plastics & Polymers	All	Compressors	Minimize Operating Air Pressure	Machine Drive	2015	1.4000000000%	2034	6.999999843%	2034	6.999999843%
49	Industrial	Plastics & Polymers	All	Compressors	Match Compressor Size to Load	Machine Drive	2016	1.2488008835%	2034	6.999813465%	2034	6.999813465%
50	Industrial	Plastics & Polymers	All	Compressors	VSD on Chiller Compressor	Machine Drive	2016	1.2488008835%	2034	6.999813465%	2034	6.999813465%
51	Industrial	Plastics & Polymers	All	Fans	Impeller Trimming or Inlet Guide Vanes	Machine Drive	2016	1.2488008835%	2034	6.999813465%	2034	6.999813465%
52	Industrial	Plastics & Polymers	All	Fans	Premium Efficiency Control with ASD (Fans)	Machine Drive	2016	1.2488008835%	2034	6.999813465%	2034	6.999813465%
53	Industrial	Plastics & Polymers	All	Fans	Synchronous Belts (Fans)	Machine Drive	2016	1.2488008835%	2034	6.999813465%	2034	6.999813465%
54	Industrial	Plastics & Polymers	All	Fans	Preventative Fan Maintenance	Machine Drive	2015	1.4000000000%	2034	6.999999843%	2034	6.999999843%
55	Industrial	Plastics & Polymers	All	HVAC	Optimized Duct Design to Improve Efficiency	Facility HVAC	2015	1.0934918437%	2034	5.467459096%	2034	5.467459096%
56	Industrial	Plastics & Polymers	All	PH	Advanced Water Heater Controls	Process Heating	2016	1.0704007573%	2034	5.999840113%	2034	5.999840113%
57	Industrial	Plastics & Polymers	All	PH	Process Heat Recovery to Preheat Makeup Water	Process Heating	2016	1.0704007573%	2034	5.999840113%	2034	5.999840113%

*N/A: Measure did not pass measure level screening and therefore was not included in a program.

MEASURE DESCRIPTION							PARTICIPATION REFERENCE CASE					
Measure ID	Sector	Sub-Sector	Building Type	End Use	Measure Name	Program	First Year of Participation (So Year)	First Year Annual Participation Rate (So)	Year of Maximum Annual Participation (Smax Year)	Maximum Annual Participation Rate (Smax)	Final Year of Participation (Fo Year)	Final Year Annual Participation Rate (Fo)
58	Industrial	Plastics & Polymers	All	PH	Air Curtains (Oven)	Process Heating	2016	1.0704007573%	2034	5.999840113%	2034	5.999840113%
59	Industrial	Plastics & Polymers	All	PH	Insulation (Oven)	Process Heating	2016	1.0704007573%	2034	5.999840113%	2034	5.999840113%
60	Industrial	Plastics & Polymers	All	PH	Preventative Oven Maintenance	Process Heating	2016	1.0704007573%	2034	5.999840113%	2034	5.999840113%
61	Industrial	Plastics & Polymers	All	PH	Air Curtains (Dryer)	Process Heating	2016	1.0704007573%	2034	5.999840113%	2034	5.999840113%
62	Industrial	Plastics & Polymers	All	PH	Insulation (Dryer)	Process Heating	2016	1.0704007573%	2034	5.999840113%	2034	5.999840113%
63	Industrial	Plastics & Polymers	All	PH	Preventative Dryer Maintenance	Process Heating	2016	1.0704007573%	2034	5.999840113%	2034	5.999840113%
64	Industrial	Plastics & Polymers	All	PH	Optimized Distribution System	Process Heating	2016	1.0704007573%	2034	5.999840113%	2034	5.999840113%
65	Industrial	Plastics & Polymers	All	PCR	High Efficiency Chiller	Process Cooling and Refrigeration	2016	0.8484615433%	2034	4.755820254%	2034	4.755820254%
66	Industrial	Plastics & Polymers	All	PCR	Floating head pressure controls	Process Cooling and Refrigeration	2016	1.0704007573%	2034	5.999840113%	2034	5.999840113%
67	Industrial	Plastics & Polymers	All	PCR	Premium Efficiency Refrigeration Control System	Process Cooling and Refrigeration	2016	0.4857781476%	2034	2.722897192%	2034	2.722897192%
68	Industrial	Plastics & Polymers	All	PCR	Smart Defrost Controls	Process Cooling and Refrigeration	2016	1.0704007573%	2034	5.999840113%	2034	5.999840113%
69	Industrial	Plastics & Polymers	All	PCR	Doors, Covers and Curtains	Process Cooling and Refrigeration	2016	1.0704007573%	2034	5.999840113%	2034	5.999840113%
70	Industrial	Plastics & Polymers	All	PCR	Optimized chilled water temperature and/or optimized condenser temperature	Process Cooling and Refrigeration	2016	1.0704007573%	2034	5.999840113%	2034	5.999840113%
71	Industrial	Plastics & Polymers	All	PCR	Preventative Refrigeration/cooling System Maintenance	Process Cooling and Refrigeration	2016	1.0704007573%	2034	5.999840113%	2034	5.999840113%
72	Industrial	Plastics & Polymers	All	PCR	Optimized condenser pressure	Process Cooling and Refrigeration	2015	1.2000000000%	2034	5.999999866%	2034	5.999999866%
73	Industrial	Plastics & Polymers	All	PCR	Free cooling	Process Cooling and Refrigeration	2016	1.0704007573%	2034	5.999840113%	2034	5.999840113%
74	Industrial	Plastics & Polymers	All	PCR	Improve Insulation of Refrigeration System	Process Cooling and Refrigeration	2016	1.0704007573%	2034	5.999840113%	2034	5.999840113%
75	Industrial	Plastics & Polymers	All	ONPU	HE Dry-Type Transformers	Other Process/Non-Process Use	2016	1.0704007573%	2034	5.999840113%	2034	5.999840113%
76	Industrial	Small Industrial	All	Machine Drive	Sub-Metering and Interval Metering	Machine Drive	2016	0.2676001893%	2034	1.499960028%	2034	1.499960028%
77	Industrial	Small Industrial	All	Machine Drive	Integrated control system	Machine Drive	2016	0.2676001893%	2034	1.499960028%	2034	1.499960028%
78	Industrial	Small Industrial	All	OPU	HE Dry-Type Transformers	Other Process/Non-Process Use	2016	0.2676001893%	2034	1.499960028%	2034	1.499960028%
79	Industrial	Small Industrial	All	PH	Advanced water heater controls	Process Heating	2016	0.2676001893%	2034	1.499960028%	2034	1.499960028%
80	Industrial	Small Industrial	All	PH	Process Heat Recovery to Preheat Makeup Water	Process Heating	2016	0.2676001893%	2034	1.499960028%	2034	1.499960028%
81	Industrial	Small Industrial	All	PH	Air Curtains (Oven)	Process Heating	2016	0.2676001893%	2034	1.499960028%	2034	1.499960028%
82	Industrial	Small Industrial	All	PH	Insulation (Oven)	Process Heating	2016	0.2676001893%	2034	1.499960028%	2034	1.499960028%
83	Industrial	Small Industrial	All	PH	Preventative Oven Maintenance	Process Heating	2015	0.3000000000%	2034	1.499996114%	2034	1.499996114%
84	Industrial	Small Industrial	All	PH	Air Curtains (Dryer)	Process Heating	2016	0.2676001893%	2034	1.499960028%	2034	1.499960028%
85	Industrial	Small Industrial	All	PH	Insulation (Dryer)	Process Heating	2016	0.2676001893%	2034	1.499960028%	2034	1.499960028%
86	Industrial	Small Industrial	All	PH	Preventative Dryer Maintenance	Process Heating	2015	0.3000000000%	2034	1.499996114%	2034	1.499996114%
87	Industrial	Small Industrial	All	PH	Preventative Furnace Maintenance	Process Heating	2015	0.3000000000%	2034	1.499996114%	2034	1.499996114%
88	Industrial	Small Industrial	All	PH	Insulation (Furnace)	Process Heating	2016	0.2676001893%	2034	1.499960028%	2034	1.499960028%
89	Industrial	Small Industrial	All	PH	Preventative Kiln Maintenance	Process Heating	2015	0.3000000000%	2034	1.499996114%	2034	1.499996114%
90	Industrial	Small Industrial	All	PH	Insulation (Kiln)	Process Heating	2016	0.2676001893%	2034	1.499960028%	2034	1.499960028%
91	Industrial	Small Industrial	All	PCR	High Efficiency Chiller	Process Cooling and Refrigeration	2016	0.1008431927%	2034	0.565249070%	2034	0.565249070%
92	Industrial	Small Industrial	All	PCR	Optimized Distribution System	Process Cooling and Refrigeration	2016	0.2676001893%	2034	1.499960028%	2034	1.499960028%
93	Industrial	Small Industrial	All	PCR	Floating head pressure controls	Process Cooling and Refrigeration	2016	0.2676001893%	2034	1.499960028%	2034	1.499960028%
94	Industrial	Small Industrial	All	PCR	Premium efficiency refrigeration control system	Process Cooling and Refrigeration	2016	0.0443693352%	2034	0.248700232%	2034	0.248700232%
95	Industrial	Small Industrial	All	PCR	Smart Defrost Controls	Process Cooling and Refrigeration	2016	0.2676001893%	2034	1.499960028%	2034	1.499960028%
96	Industrial	Small Industrial	All	PCR	Doors, Covers and Curtains	Process Cooling and Refrigeration	2016	0.2676001893%	2034	1.499960028%	2034	1.499960028%
97	Industrial	Small Industrial	All	PCR	Optimized chilled water temperature and/or optimized condenser temperature	Process Cooling and Refrigeration	2015	0.3000000000%	2034	1.499996114%	2034	1.499996114%
98	Industrial	Small Industrial	All	PCR	Preventative refrigeration/cooling system maintenance	Process Cooling and Refrigeration	2015	0.3000000000%	2034	1.499996114%	2034	1.499996114%
99	Industrial	Small Industrial	All	PCR	Optimized condenser pressure	Process Cooling and Refrigeration	2015	0.3000000000%	2034	1.499996114%	2034	1.499996114%
100	Industrial	Small Industrial	All	PCR	VSD on chiller compressor	Process Cooling and Refrigeration	2016	0.2676001893%	2034	1.499960028%	2034	1.499960028%
101	Industrial	Small Industrial	All	PCR	Free cooling	Process Cooling and Refrigeration	2016	0.2676001893%	2034	1.499960028%	2034	1.499960028%
102	Industrial	Small Industrial	All	PCR	Improve insulation of refrigeration system	Process Cooling and Refrigeration	2016	0.2676001893%	2034	1.499960028%	2034	1.499960028%
103	Industrial	Small Industrial	All	Pumps	High/Premium Efficiency Motors (Pumps)	Machine Drive	2016	0.2676001893%	2034	1.499960028%	2034	1.499960028%
104	Industrial	Small Industrial	All	Pumps	Impeller Trimming (Pump)	Machine Drive	2016	0.2676001893%	2034	1.499960028%	2034	1.499960028%
105	Industrial	Small Industrial	All	Pumps	Optimization of pumping system	Machine Drive	2016	0.2676001893%	2034	1.499960028%	2034	1.499960028%
106	Industrial	Small Industrial	All	Pumps	Premium Efficiency Control with ASDs (Pumps)	Machine Drive	2016	0.2676001893%	2034	1.499960028%	2034	1.499960028%
107	Industrial	Small Industrial	All	Pumps	Preventative Pump Maintenance	Machine Drive	2015	0.3000000000%	2034	1.499996114%	2034	1.499996114%
108	Industrial	Small Industrial	All	Fans	High/Premium Efficiency Motors (Fans)	Machine Drive	2016	0.2676001893%	2034	1.499960028%	2034	1.499960028%
109	Industrial	Small Industrial	All	Fans	Impeller Trimming or Inlet Guide Vanes	Machine Drive	2016	0.2676001893%	2034	1.499960028%	2034	1.499960028%
110	Industrial	Small Industrial	All	HVAC	Optimized duct design to improve efficiency	Facility HVAC	2015	0.1404326380%	2034	0.702161371%	2034	0.702161371%
111	Industrial	Small Industrial	All	Fans	Premium efficiency control, with ASD (Fans)	Machine Drive	2016	0.2676001893%	2034	1.499960028%	2034	1.499960028%
112	Industrial	Small Industrial	All	Fans	Synchronous Belts (Fans)	Machine Drive	2016	0.2676001893%	2034	1.499960028%	2034	1.499960028%
113	Industrial	Small Industrial	All	Fans	Preventative Fan Maintenance	Machine Drive	2015	0.3000000000%	2034	1.499996114%	2034	1.499996114%
114	Industrial	Small Industrial	All	Motor - Other Applications	Premium Efficiency Control with ASDs (Other motors)	Machine Drive	2016	0.2676001893%	2034	1.499960028%	2034	1.499960028%
115	Industrial	Small Industrial	All	Motor - Other Applications	High/Premium Efficiency Motors	Machine Drive	2016	0.2676001893%	2034	1.499960028%	2034	1.499960028%
116	Industrial	Small Industrial	All	Motor - Other Applications	Correctly sized motors	Machine Drive	2016	0.2676001893%	2034	1.499960028%	2034	1.499960028%
117	Industrial	Small Industrial	All	Motor - Other Applications	Optimized motor control	Machine Drive	2016	0.2676001893%	2034	1.499960028%	2034	1.499960028%

*N/A: Measure did not pass measure level screening and therefore was not included in a program.

MEASURE DESCRIPTION							PARTICIPATION REFERENCE CASE					
Measure ID	Sector	Sub-Sector	Building Type	End Use	Measure Name	Program	First Year of Participation (So Year)	First Year Annual Participation Rate (So)	Year of Maximum Annual Participation (Smax Year)	Maximum Annual Participation Rate (Smax)	Final Year of Participation (Fo Year)	Final Year Annual Participation Rate (Fo)
118	Industrial	Small Industrial	All	Motor - Other Applications	Synchronous Belts	Machine Drive	2016	0.2676001893%	2034	1.499960028%	2034	1.499960028%
119	Industrial	Small Industrial	All	Motor - Other Applications	Preventative Motor Maintenance	Machine Drive	2015	0.3000000000%	2034	1.499996114%	2034	1.499996114%
120	Industrial	Small Industrial	All	Compressors	Premium efficiency ASD compressor	Machine Drive	2016	0.1417927895%	2034	0.794780890%	2034	0.794780890%
121	Industrial	Small Industrial	All	Compressors	Optimized Distribution System	Machine Drive	2016	0.2676001893%	2034	1.499960028%	2034	1.499960028%
122	Industrial	Small Industrial	All	Compressors	Minimize operating air pressure	Machine Drive	2015	0.3000000000%	2034	1.499996114%	2034	1.499996114%
123	Industrial	Small Industrial	All	Compressors	Optimized sizing of compressor system	Machine Drive	2016	0.2676001893%	2034	1.499960028%	2034	1.499960028%
124	Industrial	Small Industrial	All	Compressors	Optimized sizes of air receiver tanks	Machine Drive	2016	0.2676001893%	2034	1.499960028%	2034	1.499960028%
125	Industrial	Small Industrial	All	Compressors	Use cooler air from outside for make up air	Machine Drive	2016	0.2676001893%	2034	1.499960028%	2034	1.499960028%
126	Industrial	Small Industrial	All	Compressors	Premium Efficiency Air Dryer (compressors)	Machine Drive	2016	0.2676001893%	2034	1.499960028%	2034	1.499960028%
127	Industrial	Small Industrial	All	Compressors	Sequencing Control	Machine Drive	2016	0.2676001893%	2034	1.499960028%	2034	1.499960028%
128	Industrial	Small Industrial	All	Compressors	Eliminate air leaks	Machine Drive	2016	0.2676001893%	2034	1.499960028%	2034	1.499960028%
129	Industrial	Small Industrial	All	Compressors	Synchronous Belts for Air Compressors	Machine Drive	2016	0.2676001893%	2034	1.499960028%	2034	1.499960028%
130	Industrial	Small Industrial	All	Compressors	Replace compressed air use with mechanical or electrical	Machine Drive	2016	0.2676001893%	2034	1.499960028%	2034	1.499960028%
131	Industrial	Small Industrial	All	Compressors	Premium efficiency ASD compressor	Machine Drive	2016	0.2676001893%	2034	1.499960028%	2034	1.499960028%
132	Industrial	Small Industrial	All	Compressors	Compression ratio optimization (gas compressor)	Machine Drive	2016	0.2676001893%	2034	1.499960028%	2034	1.499960028%
133	Industrial	Small Industrial	All	Compressors	Retrofit internal parts of existing centrifugal compressors	Machine Drive	2016	0.2676001893%	2034	1.499960028%	2034	1.499960028%
134	Industrial	Small Industrial	All	Compressors	Gas compressor right sizing	Machine Drive	2016	0.2676001893%	2034	1.499960028%	2034	1.499960028%
135	Industrial	Small Industrial	All	Compressors	Volume pocket adjustments	Machine Drive	2015	0.3000000000%	2034	1.499996114%	2034	1.499996114%
136	Industrial	Small Industrial	All	Compressors	Minimum cylinder clearance	Machine Drive	2016	0.2676001893%	2034	1.499960028%	2034	1.499960028%
137	Industrial	Small Industrial	All	Compressors	Synchronous Belts for Air or Gas Compressors	Machine Drive	2016	0.2676001893%	2034	1.499960028%	2034	1.499960028%
138	Industrial	Small Industrial	All	HVAC	Air Source Heat Pump for Backup Generators	Facility HVAC	2015	0.0024635432%	2034	0.012317684%	2034	0.012317684%
139	Industrial	Small Industrial	All	ONPU	High efficiency battery charger (for forklifts)	Other Process/Non-Process Use	2016	0.2676001893%	2034	1.499960028%	2034	1.499960028%
140	Industrial	Small Industrial	All	HVAC	Free cooling	Facility HVAC	2015	0.3000000000%	2034	1.499996114%	2034	1.499996114%
141	Industrial	Small Industrial	All	HVAC	Radiant Heaters	*N/A	*N/A	*N/A	*N/A	*N/A	*N/A	*N/A
142	Industrial	Small Industrial	All	HVAC	High efficiency non-packaged HVAC equipment	*N/A	*N/A	*N/A	*N/A	*N/A	*N/A	*N/A
143	Industrial	Small Industrial	All	HVAC	Seasonal Temperature Settings Adjustments	Facility HVAC	2015	0.3000000000%	2034	1.499996114%	2034	1.499996114%
144	Industrial	Small Industrial	All	HVAC	High-efficiency rooftop AC with an EER of 13.5	Facility HVAC	2015	0.3000000000%	2034	1.499996114%	2034	1.499996114%
145	Industrial	Small Industrial	All	HVAC	Ground Source Heat Pump	Facility HVAC	2015	0.0000063304%	2034	0.000031652%	2034	0.000031652%
146	Industrial	Small Industrial	All	HVAC	Ventilation Heat Recovery	*N/A	*N/A	*N/A	*N/A	*N/A	*N/A	*N/A
147	Industrial	Small Industrial	All	HVAC	Automated Temperature Control	Facility HVAC	2015	0.3000000000%	2034	1.499996114%	2034	1.499996114%
148	Industrial	Small Industrial	All	HVAC	Reduced Temperature Settings	Facility HVAC	2015	0.3000000000%	2034	1.499996114%	2034	1.499996114%
149	Industrial	Small Industrial	All	HVAC	Destratification Fans	Facility HVAC	2015	0.3000000000%	2034	1.499996114%	2034	1.499996114%
150	Industrial	Small Industrial	All	HVAC	Warehouse Loading Dock Seals	Facility HVAC	2015	0.3000000000%	2034	1.499996114%	2034	1.499996114%
151	Industrial	Small Industrial	All	HVAC	Air Curtains	Facility HVAC	2015	0.0938750172%	2034	0.469373870%	2034	0.469373870%
152	Industrial	Small Industrial	All	HVAC	Preventative Packaged HVAC Maintenance	Facility HVAC	2015	0.3000000000%	2034	1.499996114%	2034	1.499996114%
153	Industrial	Small Industrial	All	HVAC	Heat Recovery from Processes to Heat Ventilation Make-up Air	*N/A	*N/A	*N/A	*N/A	*N/A	*N/A	*N/A
154	Industrial	Small Industrial	All	FL	High efficiency ballasts for lighting	Facility Lighting	2015	0.3000000000%	2034	1.499996114%	2034	1.499996114%
155	Industrial	Small Industrial	All	FL	High Efficiency Light fixtures	Facility Lighting	2015	0.1855945198%	2034	0.927970195%	2034	0.927970195%
156	Industrial	Small Industrial	All	FL	Efficient Lighting Design	Facility Lighting	2015	0.3000000000%	2034	1.499996114%	2034	1.499996114%
157	Industrial	Small Industrial	All	FL	Lighting controls: on/off timer settings	Facility Lighting	2015	0.3000000000%	2034	1.499996114%	2034	1.499996114%
158	Industrial	Small Industrial	All	FL	Lighting controls: occupancy sensors	Facility Lighting	2015	0.0125302549%	2034	0.062651112%	2034	0.062651112%
159	Industrial	Small Industrial	All	HVAC	Ventilation Optimization	Facility HVAC	2015	0.1404326380%	2034	0.702161371%	2034	0.702161371%
160	Industrial	Small Industrial	All	HVAC	Premium efficiency ventilation control with VSD	Facility HVAC	2015	0.3000000000%	2034	1.499996114%	2034	1.499996114%
161	Industrial	Small Industrial	All	HVAC	Demand-Controlled Ventilation	Facility HVAC	2015	0.0190373085%	2034	0.095186296%	2034	0.095186296%
162	Industrial	Chlor-alkali	All	OPU/ONPU	Sub-Metering and Interval Metering	Other Process/Non-Process Use	2016	0.0535200379%	2034	0.299992006%	2034	0.299992006%
163	Industrial	Chlor-alkali	All	OPU/ONPU	Integrated control system	Other Process/Non-Process Use	2016	0.0535200379%	2034	0.299992006%	2034	0.299992006%
164	Industrial	Chlor-alkali	All	OPU/ONPU	HE Dry-Type Transformers	Other Process/Non-Process Use	2016	0.0535200379%	2034	0.299992006%	2034	0.299992006%
165	Industrial	Chlor-alkali	All	OPU/ONPU	Advanced water heater controls	Other Process/Non-Process Use	2016	0.0535200379%	2034	0.299992006%	2034	0.299992006%
166	Industrial	Chlor-alkali	All	OPU/ONPU	Process Heat Recovery to Preheat Makeup Water	Other Process/Non-Process Use	2016	0.0535200379%	2034	0.299992006%	2034	0.299992006%
167	Industrial	Chlor-alkali	All	OPU/ONPU	Air Curtains (Oven)	Other Process/Non-Process Use	2016	0.0535200379%	2034	0.299992006%	2034	0.299992006%
168	Industrial	Chlor-alkali	All	OPU/ONPU	Insulation (Oven)	Other Process/Non-Process Use	2016	0.0535200379%	2034	0.299992006%	2034	0.299992006%
169	Industrial	Chlor-alkali	All	OPU/ONPU	Preventative Oven Maintenance	Other Process/Non-Process Use	2015	0.0600000000%	2034	0.299999993%	2034	0.299999993%
170	Industrial	Chlor-alkali	All	OPU/ONPU	Air Curtains (Dryer)	Other Process/Non-Process Use	2016	0.0535200379%	2034	0.299992006%	2034	0.299992006%
171	Industrial	Chlor-alkali	All	OPU/ONPU	Insulation (Dryer)	Other Process/Non-Process Use	2016	0.0535200379%	2034	0.299992006%	2034	0.299992006%
172	Industrial	Chlor-alkali	All	OPU/ONPU	Preventative Dryer Maintenance	Other Process/Non-Process Use	2015	0.0600000000%	2034	0.299999993%	2034	0.299999993%
173	Industrial	Chlor-alkali	All	OPU/ONPU	Preventative Furnace Maintenance	Other Process/Non-Process Use	2015	0.0600000000%	2034	0.299999993%	2034	0.299999993%
174	Industrial	Chlor-alkali	All	OPU/ONPU	Insulation (Furnace)	Other Process/Non-Process Use	2016	0.0535200379%	2034	0.299992006%	2034	0.299992006%
175	Industrial	Chlor-alkali	All	OPU/ONPU	Preventative Kiln Maintenance	Other Process/Non-Process Use	2015	0.0600000000%	2034	0.299999993%	2034	0.299999993%
176	Industrial	Chlor-alkali	All	OPU/ONPU	Insulation (Kiln)	Other Process/Non-Process Use	2016	0.0535200379%	2034	0.299992006%	2034	0.299992006%
177	Industrial	Chlor-alkali	All	OPU/ONPU	High Efficiency Chiller	Other Process/Non-Process Use	2016	0.0424230772%	2034	0.237791013%	2034	0.237791013%

*N/A: Measure did not pass measure level screening and therefore was not included in a program.

MEASURE DESCRIPTION							PARTICIPATION REFERENCE CASE					
Measure ID	Sector	Sub-Sector	Building Type	End Use	Measure Name	Program	First Year of Participation (So Year)	First Year Annual Participation Rate (So)	Year of Maximum Annual Participation (Smax Year)	Maximum Annual Participation Rate (Smax)	Final Year of Participation (Fo Year)	Final Year Annual Participation Rate (Fo)
178	Industrial	Chlor-alkali	All	OPU/ONPU	Optimized Distribution System	Other Process/Non-Process Use	2016	0.0535200379%	2034	0.299992006%	2034	0.299992006%
179	Industrial	Chlor-alkali	All	OPU/ONPU	Floating head pressure controls	Other Process/Non-Process Use	2016	0.0535200379%	2034	0.299992006%	2034	0.299992006%
180	Industrial	Chlor-alkali	All	OPU/ONPU	Premium efficiency refrigeration control system	Other Process/Non-Process Use	2016	0.0242889074%	2034	0.136144860%	2034	0.136144860%
181	Industrial	Chlor-alkali	All	OPU/ONPU	Smart Defrost Controls	Other Process/Non-Process Use	2016	0.0535200379%	2034	0.299992006%	2034	0.299992006%
182	Industrial	Chlor-alkali	All	OPU/ONPU	Doors, Covers and Curtains	Other Process/Non-Process Use	2016	0.0535200379%	2034	0.299992006%	2034	0.299992006%
183	Industrial	Chlor-alkali	All	OPU/ONPU	Optimized chilled water temperature and/or optimized condenser temperature	Other Process/Non-Process Use	2015	0.0600000000%	2034	0.299999993%	2034	0.299999993%
184	Industrial	Chlor-alkali	All	OPU/ONPU	Preventative refrigeration/cooling system maintenance	Other Process/Non-Process Use	2015	0.0600000000%	2034	0.299999993%	2034	0.299999993%
185	Industrial	Chlor-alkali	All	OPU/ONPU	Optimized condenser pressure	Other Process/Non-Process Use	2015	0.0600000000%	2034	0.299999993%	2034	0.299999993%
186	Industrial	Chlor-alkali	All	OPU/ONPU	VSD on chiller compressor	Other Process/Non-Process Use	2016	0.0535200379%	2034	0.299992006%	2034	0.299992006%
187	Industrial	Chlor-alkali	All	OPU/ONPU	Free cooling	Other Process/Non-Process Use	2016	0.0535200379%	2034	0.299992006%	2034	0.299992006%
188	Industrial	Chlor-alkali	All	OPU/ONPU	Improve insulation of refrigeration system	Other Process/Non-Process Use	2016	0.0535200379%	2034	0.299992006%	2034	0.299992006%
189	Industrial	Chlor-alkali	All	OPU/ONPU	High/Premium Efficiency Motors (Pumps)	Other Process/Non-Process Use	2016	0.0535200379%	2034	0.299992006%	2034	0.299992006%
190	Industrial	Chlor-alkali	All	OPU/ONPU	Impeller Trimming (Pump)	Other Process/Non-Process Use	2016	0.0535200379%	2034	0.299992006%	2034	0.299992006%
191	Industrial	Chlor-alkali	All	OPU/ONPU	Optimization of pumping system	Other Process/Non-Process Use	2016	0.0535200379%	2034	0.299992006%	2034	0.299992006%
192	Industrial	Chlor-alkali	All	OPU/ONPU	Premium Efficiency Control with ASDs (Pumps)	Other Process/Non-Process Use	2016	0.0535200379%	2034	0.299992006%	2034	0.299992006%
193	Industrial	Chlor-alkali	All	OPU/ONPU	Preventative Pump Maintenance	Other Process/Non-Process Use	2015	0.0600000000%	2034	0.299999993%	2034	0.299999993%
194	Industrial	Chlor-alkali	All	OPU/ONPU	High/Premium Efficiency Motors (Fans)	Other Process/Non-Process Use	2016	0.0535200379%	2034	0.299992006%	2034	0.299992006%
195	Industrial	Chlor-alkali	All	OPU/ONPU	Impeller Trimming or Inlet Guide Vanes	Other Process/Non-Process Use	2016	0.0535200379%	2034	0.299992006%	2034	0.299992006%
196	Industrial	Chlor-alkali	All	OPU/ONPU	Optimized duct design to improve efficiency	Other Process/Non-Process Use	2016	0.0487697707%	2034	0.273365676%	2034	0.273365676%
197	Industrial	Chlor-alkali	All	OPU/ONPU	Premium efficiency control, with ASD (Fans)	Other Process/Non-Process Use	2016	0.0535200379%	2034	0.299992006%	2034	0.299992006%
198	Industrial	Chlor-alkali	All	OPU/ONPU	Synchronous Belts (Fans)	Other Process/Non-Process Use	2016	0.0535200379%	2034	0.299992006%	2034	0.299992006%
199	Industrial	Chlor-alkali	All	OPU/ONPU	Preventative Fan Maintenance	Other Process/Non-Process Use	2015	0.0600000000%	2034	0.299999993%	2034	0.299999993%
200	Industrial	Chlor-alkali	All	OPU/ONPU	Premium Efficiency Control with ASDs (Other motors)	Other Process/Non-Process Use	2016	0.0535200379%	2034	0.299992006%	2034	0.299992006%
201	Industrial	Chlor-alkali	All	OPU/ONPU	High/Premium Efficiency Motors	Other Process/Non-Process Use	2016	0.0535200379%	2034	0.299992006%	2034	0.299992006%
202	Industrial	Chlor-alkali	All	OPU/ONPU	Correctly sized motors	Other Process/Non-Process Use	2016	0.0535200379%	2034	0.299992006%	2034	0.299992006%
203	Industrial	Chlor-alkali	All	OPU/ONPU	Optimized motor control	Other Process/Non-Process Use	2016	0.0535200379%	2034	0.299992006%	2034	0.299992006%
204	Industrial	Chlor-alkali	All	OPU/ONPU	Synchronous Belts	Other Process/Non-Process Use	2016	0.0535200379%	2034	0.299992006%	2034	0.299992006%
205	Industrial	Chlor-alkali	All	OPU/ONPU	Preventative Motor Maintenance	Other Process/Non-Process Use	2015	0.0600000000%	2034	0.299999993%	2034	0.299999993%
206	Industrial	Chlor-alkali	All	OPU/ONPU	Premium efficiency ASD compressor	Other Process/Non-Process Use	2016	0.0526973523%	2034	0.295380666%	2034	0.295380666%
207	Industrial	Chlor-alkali	All	OPU/ONPU	Optimized Distribution System	Other Process/Non-Process Use	2016	0.0535200379%	2034	0.299992006%	2034	0.299992006%
208	Industrial	Chlor-alkali	All	OPU/ONPU	Minimize operating air pressure	Other Process/Non-Process Use	2015	0.0600000000%	2034	0.299999993%	2034	0.299999993%
209	Industrial	Chlor-alkali	All	OPU/ONPU	Optimized sizing of compressor system	Other Process/Non-Process Use	2016	0.0535200379%	2034	0.299992006%	2034	0.299992006%
210	Industrial	Chlor-alkali	All	OPU/ONPU	Optimized sizes of air receiver tanks	Other Process/Non-Process Use	2016	0.0535200379%	2034	0.299992006%	2034	0.299992006%
211	Industrial	Chlor-alkali	All	OPU/ONPU	Use cooler air from outside for make up air	Other Process/Non-Process Use	2015	0.0600000000%	2034	0.299999993%	2034	0.299999993%
212	Industrial	Chlor-alkali	All	OPU/ONPU	Premium Efficiency Air Dryer (compressors)	Other Process/Non-Process Use	2016	0.0535200379%	2034	0.299992006%	2034	0.299992006%
213	Industrial	Chlor-alkali	All	OPU/ONPU	Sequencing Control	Other Process/Non-Process Use	2016	0.0535200379%	2034	0.299992006%	2034	0.299992006%
214	Industrial	Chlor-alkali	All	OPU/ONPU	Eliminate air leaks	Other Process/Non-Process Use	2016	0.0535200379%	2034	0.299992006%	2034	0.299992006%
215	Industrial	Chlor-alkali	All	OPU/ONPU	Synchronous Belts for Air Compressors	Other Process/Non-Process Use	2016	0.0535200379%	2034	0.299992006%	2034	0.299992006%
216	Industrial	Chlor-alkali	All	OPU/ONPU	Replace compressed air use with mechanical or electrical	Other Process/Non-Process Use	2016	0.0535200379%	2034	0.299992006%	2034	0.299992006%
217	Industrial	Chlor-alkali	All	OPU/ONPU	Premium efficiency ASD compressor	Other Process/Non-Process Use	2016	0.0535200379%	2034	0.299992006%	2034	0.299992006%
218	Industrial	Chlor-alkali	All	OPU/ONPU	Compression ratio optimization (gas compressor)	Other Process/Non-Process Use	2016	0.0535200379%	2034	0.299992006%	2034	0.299992006%
219	Industrial	Chlor-alkali	All	OPU/ONPU	Retrofit internal parts of existing centrifugal compressors	Other Process/Non-Process Use	2016	0.0535200379%	2034	0.299992006%	2034	0.299992006%
220	Industrial	Chlor-alkali	All	OPU/ONPU	Gas compressor right sizing	Other Process/Non-Process Use	2016	0.0535200379%	2034	0.299992006%	2034	0.299992006%
221	Industrial	Chlor-alkali	All	OPU/ONPU	Volume pocket adjustments	Other Process/Non-Process Use	2015	0.0600000000%	2034	0.299999993%	2034	0.299999993%
222	Industrial	Chlor-alkali	All	OPU/ONPU	Minimum cylinder clearance	Other Process/Non-Process Use	2016	0.0535200379%	2034	0.299992006%	2034	0.299992006%
223	Industrial	Chlor-alkali	All	OPU/ONPU	Synchronous Belts for Air or Gas Compressors	Other Process/Non-Process Use	2016	0.0535200379%	2034	0.299992006%	2034	0.299992006%
224	Industrial	Chlor-alkali	All	OPU/ONPU	Air Source Heat Pump for Backup Generators	Other Process/Non-Process Use	2016	0.0032926493%	2034	0.018456049%	2034	0.018456049%
225	Industrial	Chlor-alkali	All	OPU/ONPU	High efficiency battery charger (for forklifts)	Other Process/Non-Process Use	2016	0.0535200379%	2034	0.299992006%	2034	0.299992006%
226	Industrial	Chlor-alkali	All	OPU/ONPU	Free cooling	Other Process/Non-Process Use	2015	0.0600000000%	2034	0.299999993%	2034	0.299999993%
227	Industrial	Chlor-alkali	All	OPU/ONPU	Radiant Heaters	*N/A	*N/A	*N/A	*N/A	*N/A	*N/A	*N/A
228	Industrial	Chlor-alkali	All	OPU/ONPU	High efficiency non-packaged HVAC equipment	*N/A	*N/A	*N/A	*N/A	*N/A	*N/A	*N/A
229	Industrial	Chlor-alkali	All	OPU/ONPU	Seasonal Temperature Settings Adjustments	Other Process/Non-Process Use	2015	0.0600000000%	2034	0.299999993%	2034	0.299999993%
230	Industrial	Chlor-alkali	All	OPU/ONPU	High-efficiency rooftop AC with an EER of 13.5	Other Process/Non-Process Use	2015	0.0600000000%	2034	0.299999993%	2034	0.299999993%
231	Industrial	Chlor-alkali	All	OPU/ONPU	Ground Source Heat Pump	Other Process/Non-Process Use	2015	0.0000688942%	2034	0.000344471%	2034	0.000344471%
232	Industrial	Chlor-alkali	All	OPU/ONPU	Ventilation Heat Recovery	Other Process/Non-Process Use	2015	0.0000002340%	2034	0.000001170%	2034	0.000001170%
233	Industrial	Chlor-alkali	All	OPU/ONPU	Automated Temperature Control	Other Process/Non-Process Use	2015	0.0600000000%	2034	0.299999993%	2034	0.299999993%
234	Industrial	Chlor-alkali	All	OPU/ONPU	Reduced Temperature Settings	Other Process/Non-Process Use	2015	0.0600000000%	2034	0.299999993%	2034	0.299999993%
235	Industrial	Chlor-alkali	All	OPU/ONPU	Destratification Fans	Other Process/Non-Process Use	2015	0.0600000000%	2034	0.299999993%	2034	0.299999993%
236	Industrial	Chlor-alkali	All	OPU/ONPU	Warehouse Loading Dock Seals	Other Process/Non-Process Use	2015	0.0600000000%	2034	0.299999993%	2034	0.299999993%
237	Industrial	Chlor-alkali	All	OPU/ONPU	Air Curtains	Other Process/Non-Process Use	2015	0.0420161326%	2034	0.210080658%	2034	0.210080658%

*N/A: Measure did not pass measure level screening and therefore was not included in a program.

MEASURE DESCRIPTION							PARTICIPATION REFERENCE CASE					
Measure ID	Sector	Sub-Sector	Building Type	End Use	Measure Name	Program	First Year of Participation (So Year)	First Year Annual Participation Rate (So)	Year of Maximum Annual Participation (Smax Year)	Maximum Annual Participation Rate (Smax)	Final Year of Participation (Fo Year)	Final Year Annual Participation Rate (Fo)
238	Industrial	Chlor-alkali	All	OPU/ONPU	Preventative Packaged HVAC Maintenance	Other Process/Non-Process Use	2015	0.0600000000%	2034	0.299999993%	2034	0.299999993%
239	Industrial	Chlor-alkali	All	OPU/ONPU	Heat Recovery from Processes to Heat Ventilation Make-up Air	*N/A	*N/A	*N/A	*N/A	*N/A	*N/A	*N/A
240	Industrial	Chlor-alkali	All	OPU/ONPU	High efficiency ballasts for lighting	Other Process/Non-Process Use	2015	0.0600000000%	2034	0.299999993%	2034	0.299999993%
241	Industrial	Chlor-alkali	All	OPU/ONPU	High Efficiency Light fixtures	Other Process/Non-Process Use	2015	0.0600000000%	2034	0.299999993%	2034	0.299999993%
242	Industrial	Chlor-alkali	All	OPU/ONPU	Efficient Lighting Design	Other Process/Non-Process Use	2015	0.0600000000%	2034	0.299999993%	2034	0.299999993%
243	Industrial	Chlor-alkali	All	OPU/ONPU	Lighting controls: on/off timer settings	Other Process/Non-Process Use	2015	0.0600000000%	2034	0.299999993%	2034	0.299999993%
244	Industrial	Chlor-alkali	All	OPU/ONPU	Lighting controls: occupancy sensors	Other Process/Non-Process Use	2015	0.0109172550%	2034	0.054586274%	2034	0.054586274%
245	Industrial	Chlor-alkali	All	OPU/ONPU	Ventilation Optimization	Other Process/Non-Process Use	2015	0.0546745922%	2034	0.273372955%	2034	0.273372955%
246	Industrial	Chlor-alkali	All	OPU/ONPU	Premium efficiency ventilation control with VSD	Other Process/Non-Process Use	2015	0.0600000000%	2034	0.299999993%	2034	0.299999993%
247	Industrial	Chlor-alkali	All	OPU/ONPU	Demand-Controlled Ventilation	Other Process/Non-Process Use	2015	0.0144281466%	2034	0.072140732%	2034	0.072140732%
248	Industrial	Pulp & Paper	All	Machine Drive	Sub-Metering and Interval Metering	Machine Drive	2016	1.2488008835%	2034	6.999813465%	2034	6.999813465%
249	Industrial	Pulp & Paper	All	Machine Drive	Integrated control system	Machine Drive	2016	1.2488008835%	2034	6.999813465%	2034	6.999813465%
250	Industrial	Pulp & Paper	All	ONPU	HE Dry-Type Transformers	Other Process/Non-Process Use	2016	1.0704007573%	2034	5.999840113%	2034	5.999840113%
251	Industrial	Pulp & Paper	All	ONPU	Advanced water heater controls	Other Process/Non-Process Use	2016	1.0704007573%	2034	5.999840113%	2034	5.999840113%
252	Industrial	Pulp & Paper	All	ONPU	Process Heat Recovery to Preheat Makeup Water	Other Process/Non-Process Use	2016	1.0704007573%	2034	5.999840113%	2034	5.999840113%
253	Industrial	Pulp & Paper	All	ONPU	Air Curtains (Oven)	Other Process/Non-Process Use	2016	1.0704007573%	2034	5.999840113%	2034	5.999840113%
254	Industrial	Pulp & Paper	All	ONPU	Insulation (Oven)	Other Process/Non-Process Use	2016	1.0704007573%	2034	5.999840113%	2034	5.999840113%
255	Industrial	Pulp & Paper	All	ONPU	Preventative Oven Maintenance	Other Process/Non-Process Use	2015	1.2000000000%	2034	5.999999866%	2034	5.999999866%
256	Industrial	Pulp & Paper	All	ONPU	Air Curtains (Dryer)	Other Process/Non-Process Use	2016	1.0704007573%	2034	5.999840113%	2034	5.999840113%
257	Industrial	Pulp & Paper	All	ONPU	Insulation (Dryer)	Other Process/Non-Process Use	2016	1.0704007573%	2034	5.999840113%	2034	5.999840113%
258	Industrial	Pulp & Paper	All	ONPU	Preventative Dryer Maintenance	Other Process/Non-Process Use	2015	1.2000000000%	2034	5.999999866%	2034	5.999999866%
259	Industrial	Pulp & Paper	All	ONPU	Preventative Furnace Maintenance	Other Process/Non-Process Use	2015	1.2000000000%	2034	5.999999866%	2034	5.999999866%
260	Industrial	Pulp & Paper	All	ONPU	Insulation (Furnace)	Other Process/Non-Process Use	2016	1.0704007573%	2034	5.999840113%	2034	5.999840113%
261	Industrial	Pulp & Paper	All	ONPU	Preventative Kiln Maintenance	Other Process/Non-Process Use	2015	1.2000000000%	2034	5.999999866%	2034	5.999999866%
262	Industrial	Pulp & Paper	All	ONPU	Insulation (Kiln)	Other Process/Non-Process Use	2016	1.0704007573%	2034	5.999840113%	2034	5.999840113%
263	Industrial	Pulp & Paper	All	ONPU	High Efficiency Chiller	Other Process/Non-Process Use	2016	0.8484615433%	2034	4.755820254%	2034	4.755820254%
264	Industrial	Pulp & Paper	All	ONPU	Optimized Distribution System	Other Process/Non-Process Use	2016	1.0704007573%	2034	5.999840113%	2034	5.999840113%
265	Industrial	Pulp & Paper	All	ONPU	Floating head pressure controls	Other Process/Non-Process Use	2016	1.0704007573%	2034	5.999840113%	2034	5.999840113%
266	Industrial	Pulp & Paper	All	ONPU	Premium efficiency refrigeration control system	Other Process/Non-Process Use	2016	0.4857781476%	2034	2.722897192%	2034	2.722897192%
267	Industrial	Pulp & Paper	All	ONPU	Smart Defrost Controls	Other Process/Non-Process Use	2016	1.0704007573%	2034	5.999840113%	2034	5.999840113%
268	Industrial	Pulp & Paper	All	ONPU	Doors, Covers and Curtains	Other Process/Non-Process Use	2016	1.0704007573%	2034	5.999840113%	2034	5.999840113%
269	Industrial	Pulp & Paper	All	ONPU	Optimized chilled water temperature and/or optimized condenser temperature	Other Process/Non-Process Use	2015	1.2000000000%	2034	5.999999866%	2034	5.999999866%
270	Industrial	Pulp & Paper	All	ONPU	Preventative refrigeration/cooling system maintenance	Other Process/Non-Process Use	2015	1.2000000000%	2034	5.999999866%	2034	5.999999866%
271	Industrial	Pulp & Paper	All	ONPU	Optimized condenser pressure	Other Process/Non-Process Use	2015	1.2000000000%	2034	5.999999866%	2034	5.999999866%
272	Industrial	Pulp & Paper	All	ONPU	VSD on chiller compressor	Other Process/Non-Process Use	2016	1.0704007573%	2034	5.999840113%	2034	5.999840113%
273	Industrial	Pulp & Paper	All	ONPU	Free cooling	Other Process/Non-Process Use	2016	1.0704007573%	2034	5.999840113%	2034	5.999840113%
274	Industrial	Pulp & Paper	All	ONPU	Improve insulation of refrigeration system	Other Process/Non-Process Use	2016	1.0704007573%	2034	5.999840113%	2034	5.999840113%
275	Industrial	Pulp & Paper	All	Pumps	High/Premium Efficiency Motors (Pumps)	Machine Drive	2016	1.2488008835%	2034	6.999813465%	2034	6.999813465%
276	Industrial	Pulp & Paper	All	Pumps	Impeller Trimming (Pump)	Machine Drive	2016	1.2488008835%	2034	6.999813465%	2034	6.999813465%
277	Industrial	Pulp & Paper	All	Pumps	Optimization of pumping system	Machine Drive	2016	1.2488008835%	2034	6.999813465%	2034	6.999813465%
278	Industrial	Pulp & Paper	All	Pumps	Premium Efficiency Control with ASDs (Pumps)	Machine Drive	2016	1.2488008835%	2034	6.999813465%	2034	6.999813465%
279	Industrial	Pulp & Paper	All	Pumps	Preventative Pump Maintenance	Machine Drive	2015	1.4000000000%	2034	6.999999843%	2034	6.999999843%
280	Industrial	Pulp & Paper	All	Fans	High/Premium Efficiency Motors (Fans)	Machine Drive	2016	1.2488008835%	2034	6.999813465%	2034	6.999813465%
281	Industrial	Pulp & Paper	All	Fans	Impeller Trimming or Inlet Guide Vanes	Machine Drive	2016	1.2488008835%	2034	6.999813465%	2034	6.999813465%
282	Industrial	Pulp & Paper	All	HVAC	Optimized duct design to improve efficiency	Facility HVAC	2015	1.0934918437%	2034	5.467459096%	2034	5.467459096%
283	Industrial	Pulp & Paper	All	Fans	Premium efficiency control, with ASD (Fans)	Machine Drive	2016	1.2488008835%	2034	6.999813465%	2034	6.999813465%
284	Industrial	Pulp & Paper	All	Fans	Synchronous Belts (Fans)	Machine Drive	2016	1.2488008835%	2034	6.999813465%	2034	6.999813465%
285	Industrial	Pulp & Paper	All	Fans	Preventative Fan Maintenance	Machine Drive	2015	1.4000000000%	2034	6.999999843%	2034	6.999999843%
286	Industrial	Pulp & Paper	All	Motor - Other Applications	Premium Efficiency Control with ASDs (Other motors)	Machine Drive	2016	1.2488008835%	2034	6.999813465%	2034	6.999813465%
287	Industrial	Pulp & Paper	All	Motor - Other Applications	High/Premium Efficiency Motors	Machine Drive	2016	1.2488008835%	2034	6.999813465%	2034	6.999813465%
288	Industrial	Pulp & Paper	All	Motor - Other Applications	Correctly sized motors	Machine Drive	2016	1.2488008835%	2034	6.999813465%	2034	6.999813465%
289	Industrial	Pulp & Paper	All	Motor - Other Applications	Optimized motor control	Machine Drive	2016	1.2488008835%	2034	6.999813465%	2034	6.999813465%
290	Industrial	Pulp & Paper	All	Motor - Other Applications	Synchronous Belts	Machine Drive	2016	1.2488008835%	2034	6.999813465%	2034	6.999813465%
291	Industrial	Pulp & Paper	All	Motor - Other Applications	Preventative Motor Maintenance	Machine Drive	2015	1.4000000000%	2034	6.999999843%	2034	6.999999843%
292	Industrial	Pulp & Paper	All	Compressors	Premium efficiency ASD compressor	Machine Drive	2016	1.2296048882%	2034	6.892215538%	2034	6.892215538%
293	Industrial	Pulp & Paper	All	Compressors	Optimized Distribution System	Machine Drive	2016	1.2488008835%	2034	6.999813465%	2034	6.999813465%
294	Industrial	Pulp & Paper	All	Compressors	Minimize operating air pressure	Machine Drive	2015	1.4000000000%	2034	6.999999843%	2034	6.999999843%
295	Industrial	Pulp & Paper	All	Compressors	Optimized sizing of compressor system	Machine Drive	2016	1.2488008835%	2034	6.999813465%	2034	6.999813465%
296	Industrial	Pulp & Paper	All	Compressors	Optimized sizes of air receiver tanks	Machine Drive	2016	1.2488008835%	2034	6.999813465%	2034	6.999813465%
297	Industrial	Pulp & Paper	All	Compressors	Use cooler air from outside for make up air	Machine Drive	2015	1.4000000000%	2034	6.999999843%	2034	6.999999843%

*N/A: Measure did not pass measure level screening and therefore was not included in a program.

MEASURE DESCRIPTION							PARTICIPATION REFERENCE CASE					
Measure ID	Sector	Sub-Sector	Building Type	End Use	Measure Name	Program	First Year of Participation (So Year)	First Year Annual Participation Rate (So)	Year of Maximum Annual Participation (Smax Year)	Maximum Annual Participation Rate (Smax)	Final Year of Participation (Fo Year)	Final Year Annual Participation Rate (Fo)
298	Industrial	Pulp & Paper	All	Compressors	Premium Efficiency Air Dryer (compressors)	Machine Drive	2016	1.2488008835%	2034	6.999813465%	2034	6.999813465%
299	Industrial	Pulp & Paper	All	Compressors	Sequencing Control	Machine Drive	2016	1.2488008835%	2034	6.999813465%	2034	6.999813465%
300	Industrial	Pulp & Paper	All	Compressors	Eliminate air leaks	Machine Drive	2016	1.2488008835%	2034	6.999813465%	2034	6.999813465%
301	Industrial	Pulp & Paper	All	Compressors	Synchronous Belts for Air Compressors	Machine Drive	2016	1.2488008835%	2034	6.999813465%	2034	6.999813465%
302	Industrial	Pulp & Paper	All	Compressors	Replace compressed air use with mechanical or electrical	Machine Drive	2016	1.2488008835%	2034	6.999813465%	2034	6.999813465%
303	Industrial	Pulp & Paper	All	Compressors	Premium efficiency ASD compressor	Machine Drive	2016	1.2488008835%	2034	6.999813465%	2034	6.999813465%
304	Industrial	Pulp & Paper	All	Compressors	Compression ratio optimization (gas compressor)	Machine Drive	2016	1.2488008835%	2034	6.999813465%	2034	6.999813465%
305	Industrial	Pulp & Paper	All	Compressors	Retrofit internal parts of existing centrifugal compressors	Machine Drive	2016	1.2488008835%	2034	6.999813465%	2034	6.999813465%
306	Industrial	Pulp & Paper	All	Compressors	Gas compressor right sizing	Machine Drive	2016	1.2488008835%	2034	6.999813465%	2034	6.999813465%
307	Industrial	Pulp & Paper	All	Compressors	Volume pocket adjustments	Machine Drive	2015	1.4000000000%	2034	6.999999843%	2034	6.999999843%
308	Industrial	Pulp & Paper	All	Compressors	Minimum cylinder clearance	Machine Drive	2016	1.2488008835%	2034	6.999813465%	2034	6.999813465%
309	Industrial	Pulp & Paper	All	Compressors	Synchronous Belts for Air or Gas Compressors	Machine Drive	2016	1.2488008835%	2034	6.999813465%	2034	6.999813465%
310	Industrial	Pulp & Paper	All	ONPU	Air Source Heat Pump for Backup Generators	Other Process/Non-Process Use	2016	0.0658529852%	2034	0.369120985%	2034	0.369120985%
311	Industrial	Pulp & Paper	All	ONPU	High efficiency battery charger (for forklifts)	Other Process/Non-Process Use	2016	1.0704007573%	2034	5.999840113%	2034	5.999840113%
312	Industrial	Pulp & Paper	All	ONPU	Free cooling	Other Process/Non-Process Use	2015	1.2000000000%	2034	5.999999866%	2034	5.999999866%
313	Industrial	Pulp & Paper	All	ONPU	Radiant Heaters	*N/A	*N/A	*N/A	*N/A	*N/A	*N/A	*N/A
314	Industrial	Pulp & Paper	All	ONPU	High efficiency non-packaged HVAC equipment	*N/A	*N/A	*N/A	*N/A	*N/A	*N/A	*N/A
315	Industrial	Pulp & Paper	All	ONPU	Seasonal Temperature Settings Adjustments	Other Process/Non-Process Use	2015	1.2000000000%	2034	5.999999866%	2034	5.999999866%
316	Industrial	Pulp & Paper	All	ONPU	High-efficiency rooftop AC with an EER of 13.5	Other Process/Non-Process Use	2015	1.2000000000%	2034	5.999999866%	2034	5.999999866%
317	Industrial	Pulp & Paper	All	ONPU	Ground Source Heat Pump	Other Process/Non-Process Use	2015	0.0013778848%	2034	0.006889424%	2034	0.006889424%
318	Industrial	Pulp & Paper	All	ONPU	Ventilation Heat Recovery	Other Process/Non-Process Use	2015	0.0000046793%	2034	0.000023396%	2034	0.000023396%
319	Industrial	Pulp & Paper	All	ONPU	Automated Temperature Control	Other Process/Non-Process Use	2015	1.2000000000%	2034	5.999999866%	2034	5.999999866%
320	Industrial	Pulp & Paper	All	ONPU	Reduced Temperature Settings	Other Process/Non-Process Use	2015	1.2000000000%	2034	5.999999866%	2034	5.999999866%
321	Industrial	Pulp & Paper	All	ONPU	Destratification Fans	Other Process/Non-Process Use	2015	1.2000000000%	2034	5.999999866%	2034	5.999999866%
322	Industrial	Pulp & Paper	All	ONPU	Warehouse Loading Dock Seals	Other Process/Non-Process Use	2015	1.2000000000%	2034	5.999999866%	2034	5.999999866%
323	Industrial	Pulp & Paper	All	ONPU	Air Curtains	Other Process/Non-Process Use	2015	0.8403226512%	2034	4.201613162%	2034	4.201613162%
324	Industrial	Pulp & Paper	All	ONPU	Preventative Packaged HVAC Maintenance	Other Process/Non-Process Use	2015	1.2000000000%	2034	5.999999866%	2034	5.999999866%
325	Industrial	Pulp & Paper	All	ONPU	Heat Recovery from Processes to Heat Ventilation Make-up Air	*N/A	*N/A	*N/A	*N/A	*N/A	*N/A	*N/A
326	Industrial	Pulp & Paper	All	ONPU	High efficiency ballasts for lighting	Other Process/Non-Process Use	2015	1.2000000000%	2034	5.999999866%	2034	5.999999866%
327	Industrial	Pulp & Paper	All	ONPU	High Efficiency Light fixtures	Other Process/Non-Process Use	2015	1.2000000000%	2034	5.999999866%	2034	5.999999866%
328	Industrial	Pulp & Paper	All	ONPU	Efficient Lighting Design	Other Process/Non-Process Use	2015	1.2000000000%	2034	5.999999866%	2034	5.999999866%
329	Industrial	Pulp & Paper	All	ONPU	Lighting controls: on/off timer settings	Other Process/Non-Process Use	2015	1.2000000000%	2034	5.999999866%	2034	5.999999866%
330	Industrial	Pulp & Paper	All	ONPU	Lighting controls: occupancy sensors	Other Process/Non-Process Use	2015	0.2183450994%	2034	1.091725472%	2034	1.091725472%
331	Industrial	Pulp & Paper	All	ONPU	Ventilation Optimization	Other Process/Non-Process Use	2015	1.0934918437%	2034	5.467459096%	2034	5.467459096%
332	Industrial	Pulp & Paper	All	ONPU	Premium efficiency ventilation control with VSD	Other Process/Non-Process Use	2015	1.2000000000%	2034	5.999999866%	2034	5.999999866%
333	Industrial	Pulp & Paper	All	ONPU	Demand-Controlled Ventilation	Other Process/Non-Process Use	2015	0.2885629326%	2034	1.442814631%	2034	1.442814631%
334	Industrial	Other - Combined	All	Motor - Other Applications	Operations and maintenance	Machine Drive	2015	1.4000000000%	2034	6.999999843%	2034	6.999999843%
335	Industrial	Other - Combined	All	Motor - Other Applications	Match Motor Size to Load	Machine Drive	2016	1.2488008835%	2034	6.999813465%	2034	6.999813465%
336	Industrial	Other - Combined	All	Motor - Other Applications	Motor Efficiency Upgrade	Machine Drive	2016	1.2488008835%	2034	6.999813465%	2034	6.999813465%
337	Industrial	Other - Combined	All	Motor - Other Applications	Variable Speed Drives	Machine Drive	2016	1.2488008835%	2034	6.999813465%	2034	6.999813465%
338	Industrial	Other - Combined	All	Pumps	Reduce Overall System Requirements	Machine Drive	2016	1.2488008835%	2034	6.999813465%	2034	6.999813465%
339	Industrial	Other - Combined	All	Pumps	Match Pump Size to Load	Machine Drive	2016	1.2488008835%	2034	6.999813465%	2034	6.999813465%
340	Industrial	Other - Combined	All	Pumps	Reduce or Control Pump Speed	Machine Drive	2016	1.2488008835%	2034	6.999813465%	2034	6.999813465%
341	Industrial	Other - Combined	All	Pumps	Improve Pump Components	Machine Drive	2016	1.2488008835%	2034	6.999813465%	2034	6.999813465%
342	Industrial	Other - Combined	All	Pumps	Operation and Maintenance	Machine Drive	2015	1.4000000000%	2034	6.999999843%	2034	6.999999843%
343	Industrial	Other - Combined	All	Compressors	Reduce Overall System Requirements	Machine Drive	2016	1.2488008835%	2034	6.999813465%	2034	6.999813465%
344	Industrial	Other - Combined	All	Compressors	Match Compressor Size to Load	Machine Drive	2016	1.2488008835%	2034	6.999813465%	2034	6.999813465%
345	Industrial	Other - Combined	All	Compressors	Compressor Control	Machine Drive	2016	1.2488008835%	2034	6.999813465%	2034	6.999813465%
346	Industrial	Other - Combined	All	Compressors	Improve Compressor Components	Machine Drive	2016	1.2488008835%	2034	6.999813465%	2034	6.999813465%
347	Industrial	Other - Combined	All	Compressors	Operation and Maintenance	Machine Drive	2015	1.4000000000%	2034	6.999999843%	2034	6.999999843%
348	Industrial	Other - Combined	All	Fans	Reduce Overall System Requirements	Machine Drive	2016	1.2488008835%	2034	6.999813465%	2034	6.999813465%
349	Industrial	Other - Combined	All	Fans	Reduce or Control Fan Speed	Machine Drive	2016	1.2488008835%	2034	6.999813465%	2034	6.999813465%
350	Industrial	Other - Combined	All	Fans	Improve Fan Components	Machine Drive	2016	1.2488008835%	2034	6.999813465%	2034	6.999813465%
351	Industrial	Other - Combined	All	Fans	Operation and Maintenance	Machine Drive	2015	1.4000000000%	2034	6.999999843%	2034	6.999999843%
352	Industrial	Other - Combined	All	HVAC	Optimized Duct Design to Improve Efficiency	Facility HVAC	2015	1.0934918437%	2034	5.467459096%	2034	5.467459096%
353	Industrial	Other - Combined	All	PH	Advanced Water Heater Controls	Process Heating	2016	1.0704007573%	2034	5.999840113%	2034	5.999840113%
354	Industrial	Other - Combined	All	PH	Process Heat Recovery to Preheat Makeup Water	Process Heating	2016	1.0704007573%	2034	5.999840113%	2034	5.999840113%
355	Industrial	Other - Combined	All	PH	Air Curtains (Oven)	Process Heating	2016	1.0704007573%	2034	5.999840113%	2034	5.999840113%
356	Industrial	Other - Combined	All	PH	Insulation (Oven)	Process Heating	2016	1.0704007573%	2034	5.999840113%	2034	5.999840113%
357	Industrial	Other - Combined	All	PH	Preventative Oven Maintenance	Process Heating	2016	1.0704007573%	2034	5.999840113%	2034	5.999840113%

*N/A: Measure did not pass measure level screening and therefore was not included in a program.

MEASURE DESCRIPTION							PARTICIPATION REFERENCE CASE					
Measure ID	Sector	Sub-Sector	Building Type	End Use	Measure Name	Program	First Year of Participation (So Year)	First Year Annual Participation Rate (So)	Year of Maximum Annual Participation (Smax Year)	Maximum Annual Participation Rate (Smax)	Final Year of Participation (Fo Year)	Final Year Annual Participation Rate (Fo)
358	Industrial	Other - Combined	All	PH	Air Curtains (Dryer)	Process Heating	2016	1.0704007573%	2034	5.999840113%	2034	5.999840113%
359	Industrial	Other - Combined	All	PH	Insulation (Dryer)	Process Heating	2016	1.0704007573%	2034	5.999840113%	2034	5.999840113%
360	Industrial	Other - Combined	All	PH	Preventative Dryer Maintenance	Process Heating	2016	1.0704007573%	2034	5.999840113%	2034	5.999840113%
361	Industrial	Other - Combined	All	PH	Optimized Distribution System	Process Heating	2016	1.0704007573%	2034	5.999840113%	2034	5.999840113%
362	Industrial	Other - Combined	All	PCR	High Efficiency Chiller	Process Cooling and Refrigeration	2016	0.8484615433%	2034	4.755820254%	2034	4.755820254%
363	Industrial	Other - Combined	All	PCR	Floating head pressure controls	Process Cooling and Refrigeration	2016	1.0704007573%	2034	5.999840113%	2034	5.999840113%
364	Industrial	Other - Combined	All	PCR	Premium Efficiency Refrigeration Control System	Process Cooling and Refrigeration	2016	0.4857781476%	2034	2.722897192%	2034	2.722897192%
365	Industrial	Other - Combined	All	PCR	Smart Defrost Controls	Process Cooling and Refrigeration	2015	1.2000000000%	2034	5.999999866%	2034	5.999999866%
366	Industrial	Other - Combined	All	PCR	Doors, Covers and Curtains	Process Cooling and Refrigeration	2016	1.0704007573%	2034	5.999840113%	2034	5.999840113%
367	Industrial	Other - Combined	All	PCR	Optimized chilled water temperature and/or optimized condenser temperature	Process Cooling and Refrigeration	2016	1.0704007573%	2034	5.999840113%	2034	5.999840113%
368	Industrial	Other - Combined	All	PCR	Preventative Refrigeration/cooling System Maintenance	Process Cooling and Refrigeration	2016	1.0704007573%	2034	5.999840113%	2034	5.999840113%
369	Industrial	Other - Combined	All	PCR	Optimized condenser pressure	Process Cooling and Refrigeration	2016	1.0704007573%	2034	5.999840113%	2034	5.999840113%
370	Industrial	Other - Combined	All	PCR	Free cooling	Process Cooling and Refrigeration	2016	1.0704007573%	2034	5.999840113%	2034	5.999840113%
371	Industrial	Other - Combined	All	PCR	Improve Insulation of Refrigeration System	Process Cooling and Refrigeration	2016	1.0704007573%	2034	5.999840113%	2034	5.999840113%
372	Industrial	Other - Combined	All	ONPU	HE Dry-Type Transformers	Other Process/Non-Process Use	2016	1.0704007573%	2034	5.999840113%	2034	5.999840113%
373	Industrial	Other - Combined	All	HVAC	Air Source Heat Pump for Backup Generators	Facility HVAC	2015	0.0738261644%	2034	0.369130814%	2034	0.369130814%
374	Industrial	Other - Combined	All	ONPU	High efficiency battery charger (for forklifts)	Other Process/Non-Process Use	2016	1.0704007573%	2034	5.999840113%	2034	5.999840113%
375	Industrial	Other - Combined	All	HVAC	Radiant Heaters	*N/A	*N/A	*N/A	*N/A	*N/A	*N/A	*N/A
376	Industrial	Other - Combined	All	HVAC	High efficiency non-packaged HVAC equipment	*N/A	*N/A	*N/A	*N/A	*N/A	*N/A	*N/A
377	Industrial	Other - Combined	All	HVAC	Seasonal Temperature Settings Adjustments	Facility HVAC	2015	1.2000000000%	2034	5.999999866%	2034	5.999999866%
378	Industrial	Other - Combined	All	HVAC	High-efficiency rooftop AC with an EER of 13.5	Facility HVAC	2015	1.2000000000%	2034	5.999999866%	2034	5.999999866%
379	Industrial	Other - Combined	All	HVAC	Ground Source Heat Pump	Facility HVAC	2015	0.0013778848%	2034	0.006889424%	2034	0.006889424%
380	Industrial	Other - Combined	All	HVAC	Ventilation Heat Recovery	Facility HVAC	2015	0.0000046793%	2034	0.000023396%	2034	0.000023396%
381	Industrial	Other - Combined	All	HVAC	Automated Temperature Control	Facility HVAC	2015	1.2000000000%	2034	5.999999866%	2034	5.999999866%
382	Industrial	Other - Combined	All	HVAC	Reduced Temperature Settings	Facility HVAC	2015	1.2000000000%	2034	5.999999866%	2034	5.999999866%
383	Industrial	Other - Combined	All	HVAC	Destratification Fans	Facility HVAC	2015	1.2000000000%	2034	5.999999866%	2034	5.999999866%
384	Industrial	Other - Combined	All	HVAC	Warehouse Loading Dock Seals	Facility HVAC	2015	1.2000000000%	2034	5.999999866%	2034	5.999999866%
385	Industrial	Other - Combined	All	HVAC	Preventative Packaged HVAC Maintenance	Facility HVAC	2015	1.2000000000%	2034	5.999999866%	2034	5.999999866%
386	Industrial	Other - Combined	All	HVAC	Heat Recovery from Processes to Heat Ventilation Make-up Air	*N/A	*N/A	*N/A	*N/A	*N/A	*N/A	*N/A
387	Industrial	Other - Combined	All	FL	High efficiency ballasts for lighting	Facility Lighting	2015	1.2000000000%	2034	5.999999866%	2034	5.999999866%
388	Industrial	Other - Combined	All	FL	High Efficiency Light fixtures	Facility Lighting	2015	1.2000000000%	2034	5.999999866%	2034	5.999999866%
389	Industrial	Other - Combined	All	FL	Efficient Lighting Design	Facility Lighting	2015	1.2000000000%	2034	5.999999866%	2034	5.999999866%
390	Industrial	Other - Combined	All	FL	Lighting controls: on/off timer settings	Facility Lighting	2015	1.2000000000%	2034	5.999999866%	2034	5.999999866%
391	Industrial	Other - Combined	All	FL	Lighting controls: occupancy sensors	Facility Lighting	2015	0.2183450994%	2034	1.091725472%	2034	1.091725472%
392	Industrial	Other - Combined	All	HVAC	Ventilation Optimization	Facility HVAC	2015	1.0934918437%	2034	5.467459096%	2034	5.467459096%
393	Industrial	Other - Combined	All	HVAC	Premium efficiency ventilation control with VSD	Facility HVAC	2015	1.2000000000%	2034	5.999999866%	2034	5.999999866%
394	Industrial	Other - Combined	All	HVAC	Demand-Controlled Ventilation	Facility HVAC	2015	0.2885629326%	2034	1.442814631%	2034	1.442814631%
395	Industrial	Industrial Organic Chemicals	All	HVAC	Air Source Heat Pump for Backup Generators	Facility HVAC	2015	0.0738261644%	2034	0.369130814%	2034	0.369130814%
396	Industrial	Industrial Organic Chemicals	All	HVAC	Free cooling	Facility HVAC	2015	1.2000000000%	2034	5.999999866%	2034	5.999999866%
397	Industrial	Industrial Organic Chemicals	All	HVAC	Radiant Heaters	*N/A	*N/A	*N/A	*N/A	*N/A	*N/A	*N/A
398	Industrial	Industrial Organic Chemicals	All	HVAC	High efficiency non-packaged HVAC equipment	*N/A	*N/A	*N/A	*N/A	*N/A	*N/A	*N/A
399	Industrial	Industrial Organic Chemicals	All	HVAC	Seasonal Temperature Settings Adjustments	Facility HVAC	2015	1.2000000000%	2034	5.999999866%	2034	5.999999866%
400	Industrial	Industrial Organic Chemicals	All	HVAC	High-efficiency rooftop AC with an EER of 13.5	Facility HVAC	2015	1.2000000000%	2034	5.999999866%	2034	5.999999866%
401	Industrial	Industrial Organic Chemicals	All	HVAC	Ground Source Heat Pump	Facility HVAC	2015	0.0013778848%	2034	0.006889424%	2034	0.006889424%
402	Industrial	Industrial Organic Chemicals	All	HVAC	Ventilation Heat Recovery	Facility HVAC	2015	0.0000046793%	2034	0.000023396%	2034	0.000023396%
403	Industrial	Industrial Organic Chemicals	All	HVAC	Automated Temperature Control	Facility HVAC	2015	1.2000000000%	2034	5.999999866%	2034	5.999999866%
404	Industrial	Industrial Organic Chemicals	All	HVAC	Reduced Temperature Settings	Facility HVAC	2015	1.2000000000%	2034	5.999999866%	2034	5.999999866%
405	Industrial	Industrial Organic Chemicals	All	HVAC	Destratification Fans	Facility HVAC	2015	1.2000000000%	2034	5.999999866%	2034	5.999999866%
406	Industrial	Industrial Organic Chemicals	All	HVAC	Warehouse Loading Dock Seals	Facility HVAC	2015	1.2000000000%	2034	5.999999866%	2034	5.999999866%
407	Industrial	Industrial Organic Chemicals	All	HVAC	Air Curtains	Facility HVAC	2015	0.8403226512%	2034	4.201613162%	2034	4.201613162%
408	Industrial	Industrial Organic Chemicals	All	HVAC	Preventative Packaged HVAC Maintenance	Facility HVAC	2015	1.2000000000%	2034	5.999999866%	2034	5.999999866%
409	Industrial	Industrial Organic Chemicals	All	HVAC	Heat Recovery from Processes to Heat Ventilation Make-up Air	*N/A	*N/A	*N/A	*N/A	*N/A	*N/A	*N/A
410	Industrial	Industrial Organic Chemicals	All	FL	High efficiency ballasts for lighting	Facility Lighting	2015	1.2000000000%	2034	5.999999866%	2034	5.999999866%
411	Industrial	Industrial Organic Chemicals	All	FL	High Efficiency Light fixtures	Facility Lighting	2015	1.2000000000%	2034	5.999999866%	2034	5.999999866%
412	Industrial	Industrial Organic Chemicals	All	FL	Efficient Lighting Design	Facility Lighting	2015	1.2000000000%	2034	5.999999866%	2034	5.999999866%
413	Industrial	Industrial Organic Chemicals	All	FL	Lighting controls: on/off timer settings	Facility Lighting	2015	1.2000000000%	2034	5.999999866%	2034	5.999999866%
414	Industrial	Industrial Organic Chemicals	All	FL	Lighting controls: occupancy sensors	Facility Lighting	2015	0.2183450994%	2034	1.091725472%	2034	1.091725472%
415	Industrial	Industrial Organic Chemicals	All	HVAC	Ventilation Optimization	Facility HVAC	2015	1.0934918437%	2034	5.467459096%	2034	5.467459096%
416	Industrial	Industrial Organic Chemicals	All	HVAC	Premium efficiency ventilation control with VSD	Facility HVAC	2015	1.2000000000%	2034	5.999999866%	2034	5.999999866%
417	Industrial	Industrial Organic Chemicals	All	HVAC	Demand-Controlled Ventilation	Facility HVAC	2015	0.2885629326%	2034	1.442814631%	2034	1.442814631%

*N/A: Measure did not pass measure level screening and therefore was not included in a program.

MEASURE DESCRIPTION							PARTICIPATION REFERENCE CASE					
Measure ID	Sector	Sub-Sector	Building Type	End Use	Measure Name	Program	First Year of Participation (So Year)	First Year Annual Participation Rate (So)	Year of Maximum Annual Participation (Smax Year)	Maximum Annual Participation Rate (Smax)	Final Year of Participation (Fo Year)	Final Year Annual Participation Rate (Fo)
418	Industrial	Industrial Organic Chemicals	All	HVAC	Optimized duct design to improve efficiency	Facility HVAC	2015	1.0934918437%	2034	5.467459096%	2034	5.467459096%
419	Industrial	Petroleum Refining	All	HVAC	Air Source Heat Pump for Backup Generators	Facility HVAC	2015	0.0738261644%	2034	0.369130814%	2034	0.369130814%
420	Industrial	Petroleum Refining	All	HVAC	Free cooling	Facility HVAC	2015	1.2000000000%	2034	5.999999866%	2034	5.999999866%
421	Industrial	Petroleum Refining	All	HVAC	Radiant Heaters	*N/A	*N/A	*N/A	*N/A	*N/A	*N/A	*N/A
422	Industrial	Petroleum Refining	All	HVAC	High efficiency non-packaged HVAC equipment	*N/A	*N/A	*N/A	*N/A	*N/A	*N/A	*N/A
423	Industrial	Petroleum Refining	All	HVAC	Seasonal Temperature Settings Adjustments	Facility HVAC	2015	1.2000000000%	2034	5.999999866%	2034	5.999999866%
424	Industrial	Petroleum Refining	All	HVAC	High-efficiency rooftop AC with an EER of 13.5	Facility HVAC	2015	1.2000000000%	2034	5.999999866%	2034	5.999999866%
425	Industrial	Petroleum Refining	All	HVAC	Ground Source Heat Pump	Facility HVAC	2015	0.0013778848%	2034	0.006889424%	2034	0.006889424%
426	Industrial	Petroleum Refining	All	HVAC	Ventilation Heat Recovery	Facility HVAC	2015	0.0000046793%	2034	0.000023396%	2034	0.000023396%
427	Industrial	Petroleum Refining	All	HVAC	Automated Temperature Control	Facility HVAC	2015	1.2000000000%	2034	5.999999866%	2034	5.999999866%
428	Industrial	Petroleum Refining	All	HVAC	Reduced Temperature Settings	Facility HVAC	2015	1.2000000000%	2034	5.999999866%	2034	5.999999866%
429	Industrial	Petroleum Refining	All	HVAC	Destratification Fans	Facility HVAC	2015	1.2000000000%	2034	5.999999866%	2034	5.999999866%
430	Industrial	Petroleum Refining	All	HVAC	Warehouse Loading Dock Seals	Facility HVAC	2015	1.2000000000%	2034	5.999999866%	2034	5.999999866%
431	Industrial	Petroleum Refining	All	HVAC	Air Curtains	Facility HVAC	2015	0.8403226512%	2034	4.201613162%	2034	4.201613162%
432	Industrial	Petroleum Refining	All	HVAC	Preventative Packaged HVAC Maintenance	Facility HVAC	2015	1.2000000000%	2034	5.999999866%	2034	5.999999866%
433	Industrial	Petroleum Refining	All	HVAC	Heat Recovery from Processes to Heat Ventilation Make-up Air	*N/A	*N/A	*N/A	*N/A	*N/A	*N/A	*N/A
434	Industrial	Petroleum Refining	All	FL	High efficiency ballasts for lighting	Facility Lighting	2015	1.2000000000%	2034	5.999999866%	2034	5.999999866%
435	Industrial	Petroleum Refining	All	FL	High Efficiency Light fixtures	Facility Lighting	2015	1.2000000000%	2034	5.999999866%	2034	5.999999866%
436	Industrial	Petroleum Refining	All	FL	Efficient Lighting Design	Facility Lighting	2015	1.2000000000%	2034	5.999999866%	2034	5.999999866%
437	Industrial	Petroleum Refining	All	FL	Lighting controls: on/off timer settings	Facility Lighting	2015	1.2000000000%	2034	5.999999866%	2034	5.999999866%
438	Industrial	Petroleum Refining	All	FL	Lighting controls: occupancy sensors	Facility Lighting	2015	0.2183450994%	2034	1.091725472%	2034	1.091725472%
439	Industrial	Petroleum Refining	All	HVAC	Ventilation Optimization	Facility HVAC	2015	1.0934918437%	2034	5.467459096%	2034	5.467459096%
440	Industrial	Petroleum Refining	All	HVAC	Premium efficiency ventilation control with VSD	Facility HVAC	2015	1.2000000000%	2034	5.999999866%	2034	5.999999866%
441	Industrial	Petroleum Refining	All	HVAC	Demand-Controlled Ventilation	Facility HVAC	2015	0.2885629326%	2034	1.442814631%	2034	1.442814631%
442	Industrial	Petroleum Refining	All	HVAC	Optimized duct design to improve efficiency	Facility HVAC	2015	1.0934918437%	2034	5.467459096%	2034	5.467459096%
443	Industrial	Plastics & Polymers	All	HVAC	Air Source Heat Pump for Backup Generators	Facility HVAC	2015	0.0738261644%	2034	0.369130814%	2034	0.369130814%
444	Industrial	Plastics & Polymers	All	HVAC	Free cooling	Facility HVAC	2015	1.2000000000%	2034	5.999999866%	2034	5.999999866%
445	Industrial	Plastics & Polymers	All	HVAC	Radiant Heaters	*N/A	*N/A	*N/A	*N/A	*N/A	*N/A	*N/A
446	Industrial	Plastics & Polymers	All	HVAC	High efficiency non-packaged HVAC equipment	*N/A	*N/A	*N/A	*N/A	*N/A	*N/A	*N/A
447	Industrial	Plastics & Polymers	All	HVAC	Seasonal Temperature Settings Adjustments	Facility HVAC	2015	1.2000000000%	2034	5.999999866%	2034	5.999999866%
448	Industrial	Plastics & Polymers	All	HVAC	High-efficiency rooftop AC with an EER of 13.5	Facility HVAC	2015	1.2000000000%	2034	5.999999866%	2034	5.999999866%
449	Industrial	Plastics & Polymers	All	HVAC	Ground Source Heat Pump	Facility HVAC	2015	0.0013778848%	2034	0.006889424%	2034	0.006889424%
450	Industrial	Plastics & Polymers	All	HVAC	Ventilation Heat Recovery	Facility HVAC	2015	0.0000046793%	2034	0.000023396%	2034	0.000023396%
451	Industrial	Plastics & Polymers	All	HVAC	Automated Temperature Control	Facility HVAC	2015	1.2000000000%	2034	5.999999866%	2034	5.999999866%
452	Industrial	Plastics & Polymers	All	HVAC	Reduced Temperature Settings	Facility HVAC	2015	1.2000000000%	2034	5.999999866%	2034	5.999999866%
453	Industrial	Plastics & Polymers	All	HVAC	Destratification Fans	Facility HVAC	2015	1.2000000000%	2034	5.999999866%	2034	5.999999866%
454	Industrial	Plastics & Polymers	All	HVAC	Warehouse Loading Dock Seals	Facility HVAC	2015	1.2000000000%	2034	5.999999866%	2034	5.999999866%
455	Industrial	Plastics & Polymers	All	HVAC	Air Curtains	Facility HVAC	2015	0.8403226512%	2034	4.201613162%	2034	4.201613162%
456	Industrial	Plastics & Polymers	All	HVAC	Preventative Packaged HVAC Maintenance	Facility HVAC	2015	1.2000000000%	2034	5.999999866%	2034	5.999999866%
457	Industrial	Plastics & Polymers	All	HVAC	Heat Recovery from Processes to Heat Ventilation Make-up Air	*N/A	*N/A	*N/A	*N/A	*N/A	*N/A	*N/A
458	Industrial	Plastics & Polymers	All	FL	High efficiency ballasts for lighting	Facility Lighting	2015	1.2000000000%	2034	5.999999866%	2034	5.999999866%
459	Industrial	Plastics & Polymers	All	FL	High Efficiency Light fixtures	Facility Lighting	2015	1.2000000000%	2034	5.999999866%	2034	5.999999866%
460	Industrial	Plastics & Polymers	All	FL	Efficient Lighting Design	Facility Lighting	2015	1.2000000000%	2034	5.999999866%	2034	5.999999866%
461	Industrial	Plastics & Polymers	All	FL	Lighting controls: on/off timer settings	Facility Lighting	2015	1.2000000000%	2034	5.999999866%	2034	5.999999866%
462	Industrial	Plastics & Polymers	All	FL	Lighting controls: occupancy sensors	Facility Lighting	2015	0.2183450994%	2034	1.091725472%	2034	1.091725472%
463	Industrial	Plastics & Polymers	All	HVAC	Ventilation Optimization	Facility HVAC	2015	1.0934918437%	2034	5.467459096%	2034	5.467459096%
464	Industrial	Plastics & Polymers	All	HVAC	Premium efficiency ventilation control with VSD	Facility HVAC	2015	1.2000000000%	2034	5.999999866%	2034	5.999999866%
465	Industrial	Plastics & Polymers	All	HVAC	Demand-Controlled Ventilation	Facility HVAC	2015	0.2885629326%	2034	1.442814631%	2034	1.442814631%
466	Industrial	Plastics & Polymers	All	HVAC	Optimized duct design to improve efficiency	Facility HVAC	2015	1.0934918437%	2034	5.467459096%	2034	5.467459096%

*N/A: Measure did not pass measure level screening and therefore was not included in a program.

MEASURE DESCRIPTION							PARTICIPATION LOW CASE					
Measure ID	Sector	Sub-Sector	Building Type	End Use	Measure Name	Program	First Year of Participation (So Year)	First Year Annual Participation Rate (So)	Year of Maximum Annual Participation (Smax Year)	Maximum Annual Participation Rate (Smax)	Final Year of Participation (Fo Year)	Final Year Annual Participation Rate (Fo)
1	Industrial	Petroleum Refining	All	Motor - Other Applications	Operations and maintenance	Machine Drive	2015	1.4000000000%	2034	6.9999998431%	2034	6.9999998431%
2	Industrial	Petroleum Refining	All	Motor - Other Applications	Match Motor Size to Load	Machine Drive	2016	1.2488008835%	2034	6.9998134650%	2034	6.9998134650%
3	Industrial	Petroleum Refining	All	Motor - Other Applications	Motor Efficiency Upgrade	Machine Drive	2016	1.2488008835%	2034	6.9998134650%	2034	6.9998134650%
4	Industrial	Petroleum Refining	All	Motor - Other Applications	Variable Speed Drives	Machine Drive	2016	1.2488008835%	2034	6.9998134650%	2034	6.9998134650%
5	Industrial	Petroleum Refining	All	Pumps	Reduce Overall System Requirements	Machine Drive	2016	1.2488008835%	2034	6.9998134650%	2034	6.9998134650%
6	Industrial	Petroleum Refining	All	Pumps	Match Pump Size to Load	Machine Drive	2016	1.2488008835%	2034	6.9998134650%	2034	6.9998134650%
7	Industrial	Petroleum Refining	All	Pumps	Reduce or Control Pump Speed	Machine Drive	2016	1.2488008835%	2034	6.9998134650%	2034	6.9998134650%
8	Industrial	Petroleum Refining	All	Pumps	Improve Pump Components	Machine Drive	2016	1.2488008835%	2034	6.9998134650%	2034	6.9998134650%
9	Industrial	Petroleum Refining	All	Pumps	Operation and Maintenance	Machine Drive	2015	1.4000000000%	2034	6.9999998431%	2034	6.9999998431%
10	Industrial	Petroleum Refining	All	Compressors	Reduce Overall System Requirements	Machine Drive	2016	1.2488008835%	2034	6.9998134650%	2034	6.9998134650%
11	Industrial	Petroleum Refining	All	Compressors	Match Compressor Size to Load	Machine Drive	2016	1.2488008835%	2034	6.9998134650%	2034	6.9998134650%
12	Industrial	Petroleum Refining	All	Compressors	Compressor Control	Machine Drive	2016	1.2488008835%	2034	6.9998134650%	2034	6.9998134650%
13	Industrial	Petroleum Refining	All	Compressors	Improve Compressor Components	Machine Drive	2016	1.2488008835%	2034	6.9998134650%	2034	6.9998134650%
14	Industrial	Petroleum Refining	All	Compressors	Operation and Maintenance	Machine Drive	2015	1.4000000000%	2034	6.9999998431%	2034	6.9999998431%
15	Industrial	Petroleum Refining	All	Fans	Reduce Overall System Requirements	Machine Drive	2016	1.2488008835%	2034	6.9998134650%	2034	6.9998134650%
16	Industrial	Petroleum Refining	All	Fans	Reduce or Control Fan Speed	Machine Drive	2016	1.2488008835%	2034	6.9998134650%	2034	6.9998134650%
17	Industrial	Petroleum Refining	All	Fans	Improve Fan Components	Machine Drive	2016	1.2488008835%	2034	6.9998134650%	2034	6.9998134650%
18	Industrial	Petroleum Refining	All	Fans	Operation and Maintenance	Machine Drive	2015	1.4000000000%	2034	6.9999998431%	2034	6.9999998431%
19	Industrial	Industrial Organic Chemicals	All	Motor - Other Applications	Operations and maintenance	Machine Drive	2015	1.4000000000%	2034	6.9999998431%	2034	6.9999998431%
20	Industrial	Industrial Organic Chemicals	All	Motor - Other Applications	Match Motor Size to Load	Machine Drive	2016	1.2488008835%	2034	6.9998134650%	2034	6.9998134650%
21	Industrial	Industrial Organic Chemicals	All	Motor - Other Applications	Motor Efficiency Upgrade	Machine Drive	2016	1.2488008835%	2034	6.9998134650%	2034	6.9998134650%
22	Industrial	Industrial Organic Chemicals	All	Motor - Other Applications	Variable Speed Drives	Machine Drive	2016	1.2488008835%	2034	6.9998134650%	2034	6.9998134650%
23	Industrial	Industrial Organic Chemicals	All	Pumps	Reduce Overall System Requirements	Machine Drive	2016	1.2488008835%	2034	6.9998134650%	2034	6.9998134650%
24	Industrial	Industrial Organic Chemicals	All	Pumps	Match Pump Size to Load	Machine Drive	2016	1.2488008835%	2034	6.9998134650%	2034	6.9998134650%
25	Industrial	Industrial Organic Chemicals	All	Pumps	Reduce or Control Pump Speed	Machine Drive	2016	1.2488008835%	2034	6.9998134650%	2034	6.9998134650%
26	Industrial	Industrial Organic Chemicals	All	Pumps	Improve Pump Components	Machine Drive	2016	1.2488008835%	2034	6.9998134650%	2034	6.9998134650%
27	Industrial	Industrial Organic Chemicals	All	Pumps	Operation and Maintenance	Machine Drive	2015	1.4000000000%	2034	6.9999998431%	2034	6.9999998431%
28	Industrial	Industrial Organic Chemicals	All	Compressors	Reduce Overall System Requirements	Machine Drive	2016	1.2488008835%	2034	6.9998134650%	2034	6.9998134650%
29	Industrial	Industrial Organic Chemicals	All	Compressors	Match Compressor Size to Load	Machine Drive	2016	1.2488008835%	2034	6.9998134650%	2034	6.9998134650%
30	Industrial	Industrial Organic Chemicals	All	Compressors	Compressor Control	Machine Drive	2016	1.2488008835%	2034	6.9998134650%	2034	6.9998134650%
31	Industrial	Industrial Organic Chemicals	All	Compressors	Improve Compressor Components	Machine Drive	2016	1.2488008835%	2034	6.9998134650%	2034	6.9998134650%
32	Industrial	Industrial Organic Chemicals	All	Compressors	Operation and Maintenance	Machine Drive	2015	1.4000000000%	2034	6.9999998431%	2034	6.9999998431%
33	Industrial	Industrial Organic Chemicals	All	Fans	Reduce Overall System Requirements	Machine Drive	2016	1.2488008835%	2034	6.9998134650%	2034	6.9998134650%
34	Industrial	Industrial Organic Chemicals	All	Fans	Reduce or Control Fan Speed	Machine Drive	2016	1.2488008835%	2034	6.9998134650%	2034	6.9998134650%
35	Industrial	Industrial Organic Chemicals	All	Fans	Improve Fan Components	Machine Drive	2016	1.2488008835%	2034	6.9998134650%	2034	6.9998134650%
36	Industrial	Industrial Organic Chemicals	All	Fans	Operation and Maintenance	Machine Drive	2015	1.4000000000%	2034	6.9999998431%	2034	6.9999998431%
37	Industrial	Plastics & Polymers	All	Machine Drive	Energy monitoring and process controls (sub-metering , monitoring and control systems)	Machine Drive	2016	1.2488008835%	2034	6.9998134650%	2034	6.9998134650%
38	Industrial	Plastics & Polymers	All	Motor - Other Applications	Premium Efficiency Control with ASDs	Machine Drive	2016	1.2488008835%	2034	6.9998134650%	2034	6.9998134650%
39	Industrial	Plastics & Polymers	All	Motor - Other Applications	Motor Efficiency Upgrade	Machine Drive	2016	1.2488008835%	2034	6.9998134650%	2034	6.9998134650%
40	Industrial	Plastics & Polymers	All	Motor - Other Applications	Match Motor Size to Load	Machine Drive	2016	1.2488008835%	2034	6.9998134650%	2034	6.9998134650%
41	Industrial	Plastics & Polymers	All	Motor - Other Applications	Preventative Motor Maintenance	Machine Drive	2015	1.4000000000%	2034	6.9999998431%	2034	6.9999998431%
42	Industrial	Plastics & Polymers	All	Pumps	Impeller Trimming (Pump)	Machine Drive	2016	1.2488008835%	2034	6.9998134650%	2034	6.9998134650%
43	Industrial	Plastics & Polymers	All	Pumps	Optimization of Pumping System	Machine Drive	2016	1.2488008835%	2034	6.9998134650%	2034	6.9998134650%
44	Industrial	Plastics & Polymers	All	Pumps	Premium Efficiency Control with ASDs (Pumps)	Machine Drive	2016	1.2488008835%	2034	6.9998134650%	2034	6.9998134650%
45	Industrial	Plastics & Polymers	All	Pumps	Preventative Pump Maintenance	Machine Drive	2015	1.4000000000%	2034	6.9999998431%	2034	6.9999998431%
46	Industrial	Plastics & Polymers	All	Compressors	Premium Efficiency Control with ASD (Compressor)	Machine Drive	2016	0.6878281857%	2034	3.8554336881%	2034	3.8554336881%
47	Industrial	Plastics & Polymers	All	Compressors	Optimized Distribution System	Machine Drive	2016	1.2488008835%	2034	6.9998134650%	2034	6.9998134650%
48	Industrial	Plastics & Polymers	All	Compressors	Minimize Operating Air Pressure	Machine Drive	2015	1.4000000000%	2034	6.9999998431%	2034	6.9999998431%
49	Industrial	Plastics & Polymers	All	Compressors	Match Compressor Size to Load	Machine Drive	2016	1.2488008835%	2034	6.9998134650%	2034	6.9998134650%
50	Industrial	Plastics & Polymers	All	Compressors	VSD on Chiller Compressor	Machine Drive	2016	1.2488008835%	2034	6.9998134650%	2034	6.9998134650%
51	Industrial	Plastics & Polymers	All	Fans	Impeller Trimming or Inlet Guide Vanes	Machine Drive	2016	1.2488008835%	2034	6.9998134650%	2034	6.9998134650%
52	Industrial	Plastics & Polymers	All	Fans	Premium Efficiency Control with ASD (Fans)	Machine Drive	2016	1.2488008835%	2034	6.9998134650%	2034	6.9998134650%
53	Industrial	Plastics & Polymers	All	Fans	Synchronous Belts (Fans)	Machine Drive	2016	1.2488008835%	2034	6.9998134650%	2034	6.9998134650%
54	Industrial	Plastics & Polymers	All	Fans	Preventative Fan Maintenance	Machine Drive	2015	1.4000000000%	2034	6.9999998431%	2034	6.9999998431%
55	Industrial	Plastics & Polymers	All	HVAC	Optimized Duct Design to Improve Efficiency	Facility HVAC	2015	0.6116879644%	2034	3.0584397532%	2034	3.0584397532%
56	Industrial	Plastics & Polymers	All	PH	Advanced Water Heater Controls	Process Heating	2016	1.0704007573%	2034	5.9998401129%	2034	5.9998401129%
57	Industrial	Plastics & Polymers	All	PH	Process Heat Recovery to Preheat Makeup Water	Process Heating	2016	1.0704007573%	2034	5.9998401129%	2034	5.9998401129%

*N/A: Measure did not pass measure level screening and therefore was not included in a program.

MEASURE DESCRIPTION							PARTICIPATION LOW CASE					
Measure ID	Sector	Sub-Sector	Building Type	End Use	Measure Name	Program	First Year of Participation (So Year)	First Year Annual Participation Rate (So)	Year of Maximum Annual Participation (Smax Year)	Maximum Annual Participation Rate (Smax)	Final Year of Participation (Fo Year)	Final Year Annual Participation Rate (Fo)
58	Industrial	Plastics & Polymers	All	PH	Air Curtains (Oven)	Process Heating	2016	1.0704007573%	2034	5.9998401129%	2034	5.9998401129%
59	Industrial	Plastics & Polymers	All	PH	Insulation (Oven)	Process Heating	2016	1.0704007573%	2034	5.9998401129%	2034	5.9998401129%
60	Industrial	Plastics & Polymers	All	PH	Preventative Oven Maintenance	Process Heating	2016	1.0704007573%	2034	5.9998401129%	2034	5.9998401129%
61	Industrial	Plastics & Polymers	All	PH	Air Curtains (Dryer)	Process Heating	2016	1.0704007573%	2034	5.9998401129%	2034	5.9998401129%
62	Industrial	Plastics & Polymers	All	PH	Insulation (Dryer)	Process Heating	2016	1.0704007573%	2034	5.9998401129%	2034	5.9998401129%
63	Industrial	Plastics & Polymers	All	PH	Preventative Dryer Maintenance	Process Heating	2016	1.0704007573%	2034	5.9998401129%	2034	5.9998401129%
64	Industrial	Plastics & Polymers	All	PH	Optimized Distribution System	Process Heating	2016	1.0704007573%	2034	5.9998401129%	2034	5.9998401129%
65	Industrial	Plastics & Polymers	All	PCR	High Efficiency Chiller	Process Cooling and Refrigeration	2016	0.4746205628%	2034	2.6603563866%	2034	2.6603563866%
66	Industrial	Plastics & Polymers	All	PCR	Floating head pressure controls	Process Cooling and Refrigeration	2016	1.0704007573%	2034	5.9998401129%	2034	5.9998401129%
67	Industrial	Plastics & Polymers	All	PCR	Premium Efficiency Refrigeration Control System	Process Cooling and Refrigeration	2016	0.2717392434%	2034	1.5231603690%	2034	1.5231603690%
68	Industrial	Plastics & Polymers	All	PCR	Smart Defrost Controls	Process Cooling and Refrigeration	2016	1.0704007573%	2034	5.9998401129%	2034	5.9998401129%
69	Industrial	Plastics & Polymers	All	PCR	Doors, Covers and Curtains	Process Cooling and Refrigeration	2016	1.0704007573%	2034	5.9998401129%	2034	5.9998401129%
70	Industrial	Plastics & Polymers	All	PCR	Optimized chilled water temperature and/or optimized condenser temperature	Process Cooling and Refrigeration	2016	1.0704007573%	2034	5.9998401129%	2034	5.9998401129%
71	Industrial	Plastics & Polymers	All	PCR	Preventative Refrigeration/cooling System Maintenance	Process Cooling and Refrigeration	2016	1.0704007573%	2034	5.9998401129%	2034	5.9998401129%
72	Industrial	Plastics & Polymers	All	PCR	Optimized condenser pressure	Process Cooling and Refrigeration	2015	1.2000000000%	2034	5.9999998655%	2034	5.9999998655%
73	Industrial	Plastics & Polymers	All	PCR	Free cooling	Process Cooling and Refrigeration	2016	1.0704007573%	2034	5.9998401129%	2034	5.9998401129%
74	Industrial	Plastics & Polymers	All	PCR	Improve Insulation of Refrigeration System	Process Cooling and Refrigeration	2016	1.0704007573%	2034	5.9998401129%	2034	5.9998401129%
75	Industrial	Plastics & Polymers	All	ONPU	HE Dry-Type Transformers	Other Process/Non-Process Use	2016	1.0704007573%	2034	5.9998401129%	2034	5.9998401129%
76	Industrial	Small Industrial	All	Machine Drive	Sub-Metering and Interval Metering	Machine Drive	2016	0.2676001893%	2034	1.4999600282%	2034	1.4999600282%
77	Industrial	Small Industrial	All	Machine Drive	Integrated control system	Machine Drive	2016	0.2676001893%	2034	1.4999600282%	2034	1.4999600282%
78	Industrial	Small Industrial	All	OPU	HE Dry-Type Transformers	Other Process/Non-Process Use	2016	0.2676001893%	2034	1.4999600282%	2034	1.4999600282%
79	Industrial	Small Industrial	All	PH	Advanced water heater controls	Process Heating	2016	0.2676001893%	2034	1.4999600282%	2034	1.4999600282%
80	Industrial	Small Industrial	All	PH	Process Heat Recovery to Preheat Makeup Water	Process Heating	2016	0.2676001893%	2034	1.4999600282%	2034	1.4999600282%
81	Industrial	Small Industrial	All	PH	Air Curtains (Oven)	Process Heating	2016	0.2676001893%	2034	1.4999600282%	2034	1.4999600282%
82	Industrial	Small Industrial	All	PH	Insulation (Oven)	Process Heating	2016	0.2676001893%	2034	1.4999600282%	2034	1.4999600282%
83	Industrial	Small Industrial	All	PH	Preventative Oven Maintenance	Process Heating	2015	0.3000000000%	2034	1.4999961144%	2034	1.4999961144%
84	Industrial	Small Industrial	All	PH	Air Curtains (Dryer)	Process Heating	2016	0.2676001893%	2034	1.4999600282%	2034	1.4999600282%
85	Industrial	Small Industrial	All	PH	Insulation (Dryer)	Process Heating	2016	0.2676001893%	2034	1.4999600282%	2034	1.4999600282%
86	Industrial	Small Industrial	All	PH	Preventative Dryer Maintenance	Process Heating	2015	0.3000000000%	2034	1.4999961144%	2034	1.4999961144%
87	Industrial	Small Industrial	All	PH	Preventative Furnace Maintenance	Process Heating	2015	0.3000000000%	2034	1.4999961144%	2034	1.4999961144%
88	Industrial	Small Industrial	All	PH	Insulation (Furnace)	Process Heating	2016	0.2676001893%	2034	1.4999600282%	2034	1.4999600282%
89	Industrial	Small Industrial	All	PH	Preventative Kiln Maintenance	Process Heating	2015	0.3000000000%	2034	1.4999961144%	2034	1.4999961144%
90	Industrial	Small Industrial	All	PH	Insulation (Kiln)	Process Heating	2016	0.2676001893%	2034	1.4999600282%	2034	1.4999600282%
91	Industrial	Small Industrial	All	PCR	High Efficiency Chiller	Process Cooling and Refrigeration	2016	0.0564106332%	2034	0.3161944509%	2034	0.3161944509%
92	Industrial	Small Industrial	All	PCR	Optimized Distribution System	Process Cooling and Refrigeration	2016	0.2676001893%	2034	1.4999600282%	2034	1.4999600282%
93	Industrial	Small Industrial	All	PCR	Floating head pressure controls	Process Cooling and Refrigeration	2016	0.2676001893%	2034	1.4999600282%	2034	1.4999600282%
94	Industrial	Small Industrial	All	PCR	Premium efficiency refrigeration control system	Process Cooling and Refrigeration	2016	0.0248197446%	2034	0.1391203232%	2034	0.1391203232%
95	Industrial	Small Industrial	All	PCR	Smart Defrost Controls	Process Cooling and Refrigeration	2016	0.2676001893%	2034	1.4999600282%	2034	1.4999600282%
96	Industrial	Small Industrial	All	PCR	Doors, Covers and Curtains	Process Cooling and Refrigeration	2016	0.2676001893%	2034	1.4999600282%	2034	1.4999600282%
97	Industrial	Small Industrial	All	PCR	Optimized chilled water temperature and/or optimized condenser temperature	Process Cooling and Refrigeration	2015	0.3000000000%	2034	1.4999961144%	2034	1.4999961144%
98	Industrial	Small Industrial	All	PCR	Preventative refrigeration/cooling system maintenance	Process Cooling and Refrigeration	2015	0.3000000000%	2034	1.4999961144%	2034	1.4999961144%
99	Industrial	Small Industrial	All	PCR	Optimized condenser pressure	Process Cooling and Refrigeration	2015	0.3000000000%	2034	1.4999961144%	2034	1.4999961144%
100	Industrial	Small Industrial	All	PCR	VSD on chiller compressor	Process Cooling and Refrigeration	2016	0.2382480166%	2034	1.3354344127%	2034	1.3354344127%
101	Industrial	Small Industrial	All	PCR	Free cooling	Process Cooling and Refrigeration	2016	0.2676001893%	2034	1.4999600282%	2034	1.4999600282%
102	Industrial	Small Industrial	All	PCR	Improve insulation of refrigeration system	Process Cooling and Refrigeration	2016	0.2676001893%	2034	1.4999600282%	2034	1.4999600282%
103	Industrial	Small Industrial	All	Pumps	High/Premium Efficiency Motors (Pumps)	Machine Drive	2016	0.2676001893%	2034	1.4999600282%	2034	1.4999600282%
104	Industrial	Small Industrial	All	Pumps	Impeller Trimming (Pump)	Machine Drive	2016	0.2676001893%	2034	1.4999600282%	2034	1.4999600282%
105	Industrial	Small Industrial	All	Pumps	Optimization of pumping system	Machine Drive	2016	0.2676001893%	2034	1.4999600282%	2034	1.4999600282%
106	Industrial	Small Industrial	All	Pumps	Premium Efficiency Control with ASDs (Pumps)	Machine Drive	2016	0.2676001893%	2034	1.4999600282%	2034	1.4999600282%
107	Industrial	Small Industrial	All	Pumps	Preventative Pump Maintenance	Machine Drive	2015	0.3000000000%	2034	1.4999961144%	2034	1.4999961144%
108	Industrial	Small Industrial	All	Fans	High/Premium Efficiency Motors (Fans)	Machine Drive	2016	0.2676001893%	2034	1.4999600282%	2034	1.4999600282%
109	Industrial	Small Industrial	All	Fans	Impeller Trimming or Inlet Guide Vanes	Machine Drive	2016	0.2676001893%	2034	1.4999600282%	2034	1.4999600282%
110	Industrial	Small Industrial	All	HVAC	Optimized duct design to improve efficiency	Facility HVAC	2015	0.0785565571%	2034	0.3927817682%	2034	0.3927817682%
111	Industrial	Small Industrial	All	Fans	Premium efficiency control, with ASD (Fans)	Machine Drive	2016	0.2574348718%	2034	1.4429811075%	2034	1.4429811075%
112	Industrial	Small Industrial	All	Fans	Synchronous Belts (Fans)	Machine Drive	2016	0.2676001893%	2034	1.4999600282%	2034	1.4999600282%
113	Industrial	Small Industrial	All	Fans	Preventative Fan Maintenance	Machine Drive	2015	0.3000000000%	2034	1.4999961144%	2034	1.4999961144%
114	Industrial	Small Industrial	All	Motor - Other Applications	Premium Efficiency Control with ASDs (Other motors)	Machine Drive	2016	0.2676001893%	2034	1.4999600282%	2034	1.4999600282%
115	Industrial	Small Industrial	All	Motor - Other Applications	High/Premium Efficiency Motors	Machine Drive	2016	0.2676001893%	2034	1.4999600282%	2034	1.4999600282%
116	Industrial	Small Industrial	All	Motor - Other Applications	Correctly sized motors	Machine Drive	2016	0.2676001893%	2034	1.4999600282%	2034	1.4999600282%
117	Industrial	Small Industrial	All	Motor - Other Applications	Optimized motor control	Machine Drive	2016	0.2676001893%	2034	1.4999600282%	2034	1.4999600282%

*N/A: Measure did not pass measure level screening and therefore was not included in a program.

MEASURE DESCRIPTION							PARTICIPATION LOW CASE					
Measure ID	Sector	Sub-Sector	Building Type	End Use	Measure Name	Program	First Year of Participation (So Year)	First Year Annual Participation Rate (So)	Year of Maximum Annual Participation (Smax Year)	Maximum Annual Participation Rate (Smax)	Final Year of Participation (Fo Year)	Final Year Annual Participation Rate (Fo)
118	Industrial	Small Industrial	All	Motor - Other Applications	Synchronous Belts	Machine Drive	2016	0.2676001893%	2034	1.4999600282%	2034	1.4999600282%
119	Industrial	Small Industrial	All	Motor - Other Applications	Preventative Motor Maintenance	Machine Drive	2015	0.3000000000%	2034	1.4999961144%	2034	1.4999961144%
120	Industrial	Small Industrial	All	Compressors	Premium efficiency ASD compressor	Machine Drive	2016	0.0793174117%	2034	0.4445921634%	2034	0.4445921634%
121	Industrial	Small Industrial	All	Compressors	Optimized Distribution System	Machine Drive	2016	0.2676001893%	2034	1.4999600282%	2034	1.4999600282%
122	Industrial	Small Industrial	All	Compressors	Minimize operating air pressure	Machine Drive	2015	0.3000000000%	2034	1.4999961144%	2034	1.4999961144%
123	Industrial	Small Industrial	All	Compressors	Optimized sizing of compressor system	Machine Drive	2016	0.2104788020%	2034	1.1797816382%	2034	1.1797816382%
124	Industrial	Small Industrial	All	Compressors	Optimized sizes of air receiver tanks	Machine Drive	2016	0.2676001893%	2034	1.4999600282%	2034	1.4999600282%
125	Industrial	Small Industrial	All	Compressors	Use cooler air from outside for make up air	Machine Drive	2016	0.2676001893%	2034	1.4999600282%	2034	1.4999600282%
126	Industrial	Small Industrial	All	Compressors	Premium Efficiency Air Dryer (compressors)	Machine Drive	2016	0.2676001893%	2034	1.4999600282%	2034	1.4999600282%
127	Industrial	Small Industrial	All	Compressors	Sequencing Control	Machine Drive	2016	0.2676001893%	2034	1.4999600282%	2034	1.4999600282%
128	Industrial	Small Industrial	All	Compressors	Eliminate air leaks	Machine Drive	2016	0.2676001893%	2034	1.4999600282%	2034	1.4999600282%
129	Industrial	Small Industrial	All	Compressors	Synchronous Belts for Air Compressors	Machine Drive	2016	0.2676001893%	2034	1.4999600282%	2034	1.4999600282%
130	Industrial	Small Industrial	All	Compressors	Replace compressed air use with mechanical or electrical	Machine Drive	2016	0.2676001893%	2034	1.4999600282%	2034	1.4999600282%
131	Industrial	Small Industrial	All	Compressors	Premium efficiency ASD compressor	Machine Drive	2016	0.1668376708%	2034	0.9351631552%	2034	0.9351631552%
132	Industrial	Small Industrial	All	Compressors	Compression ratio optimization (gas compressor)	Machine Drive	2016	0.2676001893%	2034	1.4999600282%	2034	1.4999600282%
133	Industrial	Small Industrial	All	Compressors	Retrofit internal parts of existing centrifugal compressors	Machine Drive	2016	0.2676001893%	2034	1.4999600282%	2034	1.4999600282%
134	Industrial	Small Industrial	All	Compressors	Gas compressor right sizing	Machine Drive	2016	0.2137646950%	2034	1.1981998172%	2034	1.1981998172%
135	Industrial	Small Industrial	All	Compressors	Volume pocket adjustments	Machine Drive	2015	0.3000000000%	2034	1.4999961144%	2034	1.4999961144%
136	Industrial	Small Industrial	All	Compressors	Minimum cylinder clearance	Machine Drive	2016	0.2676001893%	2034	1.4999600282%	2034	1.4999600282%
137	Industrial	Small Industrial	All	Compressors	Synchronous Belts for Air or Gas Compressors	Machine Drive	2016	0.2676001893%	2034	1.4999600282%	2034	1.4999600282%
138	Industrial	Small Industrial	All	HVAC	Air Source Heat Pump for Backup Generators	Facility HVAC	2015	0.0013780805%	2034	0.0068903845%	2034	0.0068903845%
139	Industrial	Small Industrial	All	ONPU	High efficiency battery charger (for forklifts)	Other Process/Non-Process Use	2016	0.2676001893%	2034	1.4999600282%	2034	1.4999600282%
140	Industrial	Small Industrial	All	HVAC	Free cooling	Facility HVAC	2015	0.3000000000%	2034	1.4999961144%	2034	1.4999961144%
141	Industrial	Small Industrial	All	HVAC	Radiant Heaters	*N/A	*N/A	*N/A	*N/A	*N/A	*N/A	*N/A
142	Industrial	Small Industrial	All	HVAC	High efficiency non-packaged HVAC equipment	*N/A	*N/A	*N/A	*N/A	*N/A	*N/A	*N/A
143	Industrial	Small Industrial	All	HVAC	Seasonal Temperature Settings Adjustments	Facility HVAC	2015	0.3000000000%	2034	1.4999961144%	2034	1.4999961144%
144	Industrial	Small Industrial	All	HVAC	High-efficiency rooftop AC with an EER of 13.5	Facility HVAC	2015	0.2252476934%	2034	1.1262355499%	2034	1.1262355499%
145	Industrial	Small Industrial	All	HVAC	Ground Source Heat Pump	Facility HVAC	2015	0.0000035411%	2034	0.0000177056%	2034	0.0000177056%
146	Industrial	Small Industrial	All	HVAC	Ventilation Heat Recovery	*N/A	*N/A	*N/A	*N/A	*N/A	*N/A	*N/A
147	Industrial	Small Industrial	All	HVAC	Automated Temperature Control	Facility HVAC	2015	0.3000000000%	2034	1.4999961144%	2034	1.4999961144%
148	Industrial	Small Industrial	All	HVAC	Reduced Temperature Settings	Facility HVAC	2015	0.3000000000%	2034	1.4999961144%	2034	1.4999961144%
149	Industrial	Small Industrial	All	HVAC	Destratification Fans	Facility HVAC	2015	0.3000000000%	2034	1.4999961144%	2034	1.4999961144%
150	Industrial	Small Industrial	All	HVAC	Warehouse Loading Dock Seals	Facility HVAC	2015	0.1730975316%	2034	0.8654854159%	2034	0.8654854159%
151	Industrial	Small Industrial	All	HVAC	Air Curtains	Facility HVAC	2015	0.0525127082%	2034	0.2625628610%	2034	0.2625628610%
152	Industrial	Small Industrial	All	HVAC	Preventative Packaged HVAC Maintenance	Facility HVAC	2015	0.3000000000%	2034	1.4999961144%	2034	1.4999961144%
153	Industrial	Small Industrial	All	HVAC	Heat Recovery from Processes to Heat Ventilation Make-up Air	*N/A	*N/A	*N/A	*N/A	*N/A	*N/A	*N/A
154	Industrial	Small Industrial	All	FL	High efficiency ballasts for lighting	Facility Lighting	2015	0.3000000000%	2034	1.4999961144%	2034	1.4999961144%
155	Industrial	Small Industrial	All	FL	High Efficiency Light fixtures	Facility Lighting	2015	0.1038196441%	2034	0.5190968756%	2034	0.5190968756%
156	Industrial	Small Industrial	All	FL	Efficient Lighting Design	Facility Lighting	2015	0.3000000000%	2034	1.4999961144%	2034	1.4999961144%
157	Industrial	Small Industrial	All	FL	Lighting controls: on/off timer settings	Facility Lighting	2015	0.3000000000%	2034	1.4999961144%	2034	1.4999961144%
158	Industrial	Small Industrial	All	FL	Lighting controls: occupancy sensors	Facility Lighting	2015	0.0070092943%	2034	0.0350463805%	2034	0.0350463805%
159	Industrial	Small Industrial	All	HVAC	Ventilation Optimization	Facility HVAC	2015	0.0785565571%	2034	0.3927817682%	2034	0.3927817682%
160	Industrial	Small Industrial	All	HVAC	Premium efficiency ventilation control with VSD	Facility HVAC	2015	0.2886039122%	2034	1.4430158229%	2034	1.4430158229%
161	Industrial	Small Industrial	All	HVAC	Demand-Controlled Ventilation	Facility HVAC	2015	0.0106492723%	2034	0.0532462238%	2034	0.0532462238%
162	Industrial	Chlor-alkali	All	OPU/ONPU	Sub-Metering and Interval Metering	Other Process/Non-Process Use	2016	0.0535200379%	2034	0.2999920056%	2034	0.2999920056%
163	Industrial	Chlor-alkali	All	OPU/ONPU	Integrated control system	Other Process/Non-Process Use	2016	0.0535200379%	2034	0.2999920056%	2034	0.2999920056%
164	Industrial	Chlor-alkali	All	OPU/ONPU	HE Dry-Type Transformers	Other Process/Non-Process Use	2016	0.0535200379%	2034	0.2999920056%	2034	0.2999920056%
165	Industrial	Chlor-alkali	All	OPU/ONPU	Advanced water heater controls	Other Process/Non-Process Use	2016	0.0535200379%	2034	0.2999920056%	2034	0.2999920056%
166	Industrial	Chlor-alkali	All	OPU/ONPU	Process Heat Recovery to Preheat Makeup Water	Other Process/Non-Process Use	2016	0.0535200379%	2034	0.2999920056%	2034	0.2999920056%
167	Industrial	Chlor-alkali	All	OPU/ONPU	Air Curtains (Oven)	Other Process/Non-Process Use	2016	0.0535200379%	2034	0.2999920056%	2034	0.2999920056%
168	Industrial	Chlor-alkali	All	OPU/ONPU	Insulation (Oven)	Other Process/Non-Process Use	2016	0.0535200379%	2034	0.2999920056%	2034	0.2999920056%
169	Industrial	Chlor-alkali	All	OPU/ONPU	Preventative Oven Maintenance	Other Process/Non-Process Use	2015	0.0600000000%	2034	0.2999999933%	2034	0.2999999933%
170	Industrial	Chlor-alkali	All	OPU/ONPU	Air Curtains (Dryer)	Other Process/Non-Process Use	2016	0.0535200379%	2034	0.2999920056%	2034	0.2999920056%
171	Industrial	Chlor-alkali	All	OPU/ONPU	Insulation (Dryer)	Other Process/Non-Process Use	2016	0.0535200379%	2034	0.2999920056%	2034	0.2999920056%
172	Industrial	Chlor-alkali	All	OPU/ONPU	Preventative Dryer Maintenance	Other Process/Non-Process Use	2015	0.0600000000%	2034	0.2999999933%	2034	0.2999999933%
173	Industrial	Chlor-alkali	All	OPU/ONPU	Preventative Furnace Maintenance	Other Process/Non-Process Use	2015	0.0600000000%	2034	0.2999999933%	2034	0.2999999933%
174	Industrial	Chlor-alkali	All	OPU/ONPU	Insulation (Furnace)	Other Process/Non-Process Use	2016	0.0535200379%	2034	0.2999920056%	2034	0.2999920056%
175	Industrial	Chlor-alkali	All	OPU/ONPU	Preventative Kiln Maintenance	Other Process/Non-Process Use	2015	0.0600000000%	2034	0.2999999933%	2034	0.2999999933%
176	Industrial	Chlor-alkali	All	OPU/ONPU	Insulation (Kiln)	Other Process/Non-Process Use	2016	0.0535200379%	2034	0.2999920056%	2034	0.2999920056%
177	Industrial	Chlor-alkali	All	OPU/ONPU	High Efficiency Chiller	Other Process/Non-Process Use	2016	0.0237310281%	2034	0.1330178193%	2034	0.1330178193%

*N/A: Measure did not pass measure level screening and therefore was not included in a program.

MEASURE DESCRIPTION							PARTICIPATION LOW CASE					
Measure ID	Sector	Sub-Sector	Building Type	End Use	Measure Name	Program	First Year of Participation (So Year)	First Year Annual Participation Rate (So)	Year of Maximum Annual Participation (Smax Year)	Maximum Annual Participation Rate (Smax)	Final Year of Participation (Fo Year)	Final Year Annual Participation Rate (Fo)
178	Industrial	Chlor-alkali	All	OPU/ONPU	Optimized Distribution System	Other Process/Non-Process Use	2016	0.0535200379%	2034	0.2999920056%	2034	0.2999920056%
179	Industrial	Chlor-alkali	All	OPU/ONPU	Floating head pressure controls	Other Process/Non-Process Use	2016	0.0535200379%	2034	0.2999920056%	2034	0.2999920056%
180	Industrial	Chlor-alkali	All	OPU/ONPU	Premium efficiency refrigeration control system	Other Process/Non-Process Use	2016	0.0135869622%	2034	0.07615801851%	2034	0.07615801851%
181	Industrial	Chlor-alkali	All	OPU/ONPU	Smart Defrost Controls	Other Process/Non-Process Use	2016	0.0535200379%	2034	0.2999920056%	2034	0.2999920056%
182	Industrial	Chlor-alkali	All	OPU/ONPU	Doors, Covers and Curtains	Other Process/Non-Process Use	2016	0.0535200379%	2034	0.2999920056%	2034	0.2999920056%
183	Industrial	Chlor-alkali	All	OPU/ONPU	Optimized chilled water temperature and/or optimized condenser temperature	Other Process/Non-Process Use	2015	0.0600000000%	2034	0.2999999933%	2034	0.2999999933%
184	Industrial	Chlor-alkali	All	OPU/ONPU	Preventative refrigeration/cooling system maintenance	Other Process/Non-Process Use	2015	0.0600000000%	2034	0.2999999933%	2034	0.2999999933%
185	Industrial	Chlor-alkali	All	OPU/ONPU	Optimized condenser pressure	Other Process/Non-Process Use	2015	0.0600000000%	2034	0.2999999933%	2034	0.2999999933%
186	Industrial	Chlor-alkali	All	OPU/ONPU	VSD on chiller compressor	Other Process/Non-Process Use	2016	0.0535200379%	2034	0.2999920056%	2034	0.2999920056%
187	Industrial	Chlor-alkali	All	OPU/ONPU	Free cooling	Other Process/Non-Process Use	2016	0.0535200379%	2034	0.2999920056%	2034	0.2999920056%
188	Industrial	Chlor-alkali	All	OPU/ONPU	Improve insulation of refrigeration system	Other Process/Non-Process Use	2016	0.0535200379%	2034	0.2999920056%	2034	0.2999920056%
189	Industrial	Chlor-alkali	All	OPU/ONPU	High/Premium Efficiency Motors (Pumps)	Other Process/Non-Process Use	2016	0.0535200379%	2034	0.2999920056%	2034	0.2999920056%
190	Industrial	Chlor-alkali	All	OPU/ONPU	Impeller Trimming (Pump)	Other Process/Non-Process Use	2016	0.0535200379%	2034	0.2999920056%	2034	0.2999920056%
191	Industrial	Chlor-alkali	All	OPU/ONPU	Optimization of pumping system	Other Process/Non-Process Use	2016	0.0535200379%	2034	0.2999920056%	2034	0.2999920056%
192	Industrial	Chlor-alkali	All	OPU/ONPU	Premium Efficiency Control with ASDs (Pumps)	Other Process/Non-Process Use	2016	0.0535200379%	2034	0.2999920056%	2034	0.2999920056%
193	Industrial	Chlor-alkali	All	OPU/ONPU	Preventative Pump Maintenance	Other Process/Non-Process Use	2015	0.0600000000%	2034	0.2999999933%	2034	0.2999999933%
194	Industrial	Chlor-alkali	All	OPU/ONPU	High/Premium Efficiency Motors (Fans)	Other Process/Non-Process Use	2016	0.0535200379%	2034	0.2999920056%	2034	0.2999920056%
195	Industrial	Chlor-alkali	All	OPU/ONPU	Impeller Trimming or Inlet Guide Vanes	Other Process/Non-Process Use	2016	0.0535200379%	2034	0.2999920056%	2034	0.2999920056%
196	Industrial	Chlor-alkali	All	OPU/ONPU	Optimized duct design to improve efficiency	Other Process/Non-Process Use	2016	0.0272813025%	2034	0.1529179160%	2034	0.1529179160%
197	Industrial	Chlor-alkali	All	OPU/ONPU	Premium efficiency control, with ASD (Fans)	Other Process/Non-Process Use	2016	0.0535200379%	2034	0.2999920056%	2034	0.2999920056%
198	Industrial	Chlor-alkali	All	OPU/ONPU	Synchronous Belts (Fans)	Other Process/Non-Process Use	2016	0.0535200379%	2034	0.2999920056%	2034	0.2999920056%
199	Industrial	Chlor-alkali	All	OPU/ONPU	Preventative Fan Maintenance	Other Process/Non-Process Use	2015	0.0600000000%	2034	0.2999999933%	2034	0.2999999933%
200	Industrial	Chlor-alkali	All	OPU/ONPU	Premium Efficiency Control with ASDs (Other motors)	Other Process/Non-Process Use	2016	0.0535200379%	2034	0.2999920056%	2034	0.2999920056%
201	Industrial	Chlor-alkali	All	OPU/ONPU	High/Premium Efficiency Motors	Other Process/Non-Process Use	2016	0.0535200379%	2034	0.2999920056%	2034	0.2999920056%
202	Industrial	Chlor-alkali	All	OPU/ONPU	Correctly sized motors	Other Process/Non-Process Use	2016	0.0535200379%	2034	0.2999920056%	2034	0.2999920056%
203	Industrial	Chlor-alkali	All	OPU/ONPU	Optimized motor control	Other Process/Non-Process Use	2016	0.0535200379%	2034	0.2999920056%	2034	0.2999920056%
204	Industrial	Chlor-alkali	All	OPU/ONPU	Synchronous Belts	Other Process/Non-Process Use	2016	0.0535200379%	2034	0.2999920056%	2034	0.2999920056%
205	Industrial	Chlor-alkali	All	OPU/ONPU	Preventative Motor Maintenance	Other Process/Non-Process Use	2015	0.0600000000%	2034	0.2999999933%	2034	0.2999999933%
206	Industrial	Chlor-alkali	All	OPU/ONPU	Premium efficiency ASD compressor	Other Process/Non-Process Use	2016	0.0294783508%	2034	0.1652328723%	2034	0.1652328723%
207	Industrial	Chlor-alkali	All	OPU/ONPU	Optimized Distribution System	Other Process/Non-Process Use	2016	0.0535200379%	2034	0.2999920056%	2034	0.2999920056%
208	Industrial	Chlor-alkali	All	OPU/ONPU	Minimize operating air pressure	Other Process/Non-Process Use	2015	0.0600000000%	2034	0.2999999933%	2034	0.2999999933%
209	Industrial	Chlor-alkali	All	OPU/ONPU	Optimized sizing of compressor system	Other Process/Non-Process Use	2016	0.0535200379%	2034	0.2999920056%	2034	0.2999920056%
210	Industrial	Chlor-alkali	All	OPU/ONPU	Optimized sizes of air receiver tanks	Other Process/Non-Process Use	2016	0.0535200379%	2034	0.2999920056%	2034	0.2999920056%
211	Industrial	Chlor-alkali	All	OPU/ONPU	Use cooler air from outside for make up air	Other Process/Non-Process Use	2015	0.0600000000%	2034	0.2999999933%	2034	0.2999999933%
212	Industrial	Chlor-alkali	All	OPU/ONPU	Premium Efficiency Air Dryer (compressors)	Other Process/Non-Process Use	2016	0.0535200379%	2034	0.2999920056%	2034	0.2999920056%
213	Industrial	Chlor-alkali	All	OPU/ONPU	Sequencing Control	Other Process/Non-Process Use	2016	0.0535200379%	2034	0.2999920056%	2034	0.2999920056%
214	Industrial	Chlor-alkali	All	OPU/ONPU	Eliminate air leaks	Other Process/Non-Process Use	2016	0.0535200379%	2034	0.2999920056%	2034	0.2999920056%
215	Industrial	Chlor-alkali	All	OPU/ONPU	Synchronous Belts for Air Compressors	Other Process/Non-Process Use	2016	0.0535200379%	2034	0.2999920056%	2034	0.2999920056%
216	Industrial	Chlor-alkali	All	OPU/ONPU	Replace compressed air use with mechanical or electrical	Other Process/Non-Process Use	2016	0.0535200379%	2034	0.2999920056%	2034	0.2999920056%
217	Industrial	Chlor-alkali	All	OPU/ONPU	Premium efficiency ASD compressor	Other Process/Non-Process Use	2016	0.0483934858%	2034	0.2712565135%	2034	0.2712565135%
218	Industrial	Chlor-alkali	All	OPU/ONPU	Compression ratio optimization (gas compressor)	Other Process/Non-Process Use	2016	0.0535200379%	2034	0.2999920056%	2034	0.2999920056%
219	Industrial	Chlor-alkali	All	OPU/ONPU	Retrofit internal parts of existing centrifugal compressors	Other Process/Non-Process Use	2016	0.0535200379%	2034	0.2999920056%	2034	0.2999920056%
220	Industrial	Chlor-alkali	All	OPU/ONPU	Gas compressor right sizing	Other Process/Non-Process Use	2016	0.0535200379%	2034	0.2999920056%	2034	0.2999920056%
221	Industrial	Chlor-alkali	All	OPU/ONPU	Volume pocket adjustments	Other Process/Non-Process Use	2015	0.0600000000%	2034	0.2999999933%	2034	0.2999999933%
222	Industrial	Chlor-alkali	All	OPU/ONPU	Minimum cylinder clearance	Other Process/Non-Process Use	2016	0.0535200379%	2034	0.2999920056%	2034	0.2999920056%
223	Industrial	Chlor-alkali	All	OPU/ONPU	Synchronous Belts for Air or Gas Compressors	Other Process/Non-Process Use	2016	0.0535200379%	2034	0.2999920056%	2034	0.2999920056%
224	Industrial	Chlor-alkali	All	OPU/ONPU	Air Source Heat Pump for Backup Generators	Other Process/Non-Process Use	2016	0.0018418738%	2034	0.0103241220%	2034	0.0103241220%
225	Industrial	Chlor-alkali	All	OPU/ONPU	High efficiency battery charger (for forklifts)	Other Process/Non-Process Use	2016	0.0535200379%	2034	0.2999920056%	2034	0.2999920056%
226	Industrial	Chlor-alkali	All	OPU/ONPU	Free cooling	Other Process/Non-Process Use	2015	0.0600000000%	2034	0.2999999933%	2034	0.2999999933%
227	Industrial	Chlor-alkali	All	OPU/ONPU	Radiant Heaters	*N/A	*N/A	*N/A	*N/A	*N/A	*N/A	*N/A
228	Industrial	Chlor-alkali	All	OPU/ONPU	High efficiency non-packaged HVAC equipment	*N/A	*N/A	*N/A	*N/A	*N/A	*N/A	*N/A
229	Industrial	Chlor-alkali	All	OPU/ONPU	Seasonal Temperature Settings Adjustments	Other Process/Non-Process Use	2015	0.0600000000%	2034	0.2999999933%	2034	0.2999999933%
230	Industrial	Chlor-alkali	All	OPU/ONPU	High-efficiency rooftop AC with an EER of 13.5	Other Process/Non-Process Use	2015	0.0600000000%	2034	0.2999999933%	2034	0.2999999933%
231	Industrial	Chlor-alkali	All	OPU/ONPU	Ground Source Heat Pump	Other Process/Non-Process Use	2015	0.0000385387%	2034	0.0001926936%	2034	0.0001926936%
232	Industrial	Chlor-alkali	All	OPU/ONPU	Ventilation Heat Recovery	Other Process/Non-Process Use	2015	0.0000001309%	2034	0.0000006544%	2034	0.0000006544%
233	Industrial	Chlor-alkali	All	OPU/ONPU	Automated Temperature Control	Other Process/Non-Process Use	2015	0.0600000000%	2034	0.2999999933%	2034	0.2999999933%
234	Industrial	Chlor-alkali	All	OPU/ONPU	Reduced Temperature Settings	Other Process/Non-Process Use	2015	0.0600000000%	2034	0.2999999933%	2034	0.2999999933%
235	Industrial	Chlor-alkali	All	OPU/ONPU	Destratification Fans	Other Process/Non-Process Use	2015	0.0600000000%	2034	0.2999999933%	2034	0.2999999933%
236	Industrial	Chlor-alkali	All	OPU/ONPU	Warehouse Loading Dock Seals	Other Process/Non-Process Use	2015	0.0517891634%	2034	0.2589458110%	2034	0.2589458110%
237	Industrial	Chlor-alkali	All	OPU/ONPU	Air Curtains	Other Process/Non-Process Use	2015	0.0235033876%	2034	0.1175169352%	2034	0.1175169352%

*N/A: Measure did not pass measure level screening and therefore was not included in a program.

MEASURE DESCRIPTION							PARTICIPATION LOW CASE					
Measure ID	Sector	Sub-Sector	Building Type	End Use	Measure Name	Program	First Year of Participation (So Year)	First Year Annual Participation Rate (So)	Year of Maximum Annual Participation (Smax Year)	Maximum Annual Participation Rate (Smax)	Final Year of Participation (Fo Year)	Final Year Annual Participation Rate (Fo)
238	Industrial	Chlor-alkali	All	OPU/ONPU	Preventative Packaged HVAC Maintenance	Other Process/Non-Process Use	2015	0.0600000000%	2034	0.2999999933%	2034	0.2999999933%
239	Industrial	Chlor-alkali	All	OPU/ONPU	Heat Recovery from Processes to Heat Ventilation Make-up Air	*N/A	*N/A	*N/A	*N/A	*N/A	*N/A	*N/A
240	Industrial	Chlor-alkali	All	OPU/ONPU	High efficiency ballasts for lighting	Other Process/Non-Process Use	2015	0.0600000000%	2034	0.2999999933%	2034	0.2999999933%
241	Industrial	Chlor-alkali	All	OPU/ONPU	High Efficiency Light fixtures	Other Process/Non-Process Use	2015	0.0368325117%	2034	0.1841625545%	2034	0.1841625545%
242	Industrial	Chlor-alkali	All	OPU/ONPU	Efficient Lighting Design	Other Process/Non-Process Use	2015	0.0600000000%	2034	0.2999999933%	2034	0.2999999933%
243	Industrial	Chlor-alkali	All	OPU/ONPU	Lighting controls: on/off timer settings	Other Process/Non-Process Use	2015	0.0600000000%	2034	0.2999999933%	2034	0.2999999933%
244	Industrial	Chlor-alkali	All	OPU/ONPU	Lighting controls: occupancy sensors	Other Process/Non-Process Use	2015	0.0061069989%	2034	0.0305349937%	2034	0.0305349937%
245	Industrial	Chlor-alkali	All	OPU/ONPU	Ventilation Optimization	Other Process/Non-Process Use	2015	0.0305843982%	2034	0.1529219877%	2034	0.1529219877%
246	Industrial	Chlor-alkali	All	OPU/ONPU	Premium efficiency ventilation control with VSD	Other Process/Non-Process Use	2015	0.0600000000%	2034	0.2999999933%	2034	0.2999999933%
247	Industrial	Chlor-alkali	All	OPU/ONPU	Demand-Controlled Ventilation	Other Process/Non-Process Use	2015	0.0080709552%	2034	0.0403547749%	2034	0.0403547749%
248	Industrial	Pulp & Paper	All	Machine Drive	Sub-Metering and Interval Metering	Machine Drive	2016	1.2488008835%	2034	6.9998134650%	2034	6.9998134650%
249	Industrial	Pulp & Paper	All	Machine Drive	Integrated control system	Machine Drive	2016	1.2488008835%	2034	6.9998134650%	2034	6.9998134650%
250	Industrial	Pulp & Paper	All	ONPU	HE Dry-Type Transformers	Other Process/Non-Process Use	2016	1.0704007573%	2034	5.9998401129%	2034	5.9998401129%
251	Industrial	Pulp & Paper	All	ONPU	Advanced water heater controls	Other Process/Non-Process Use	2016	1.0704007573%	2034	5.9998401129%	2034	5.9998401129%
252	Industrial	Pulp & Paper	All	ONPU	Process Heat Recovery to Preheat Makeup Water	Other Process/Non-Process Use	2016	1.0704007573%	2034	5.9998401129%	2034	5.9998401129%
253	Industrial	Pulp & Paper	All	ONPU	Air Curtains (Oven)	Other Process/Non-Process Use	2016	1.0704007573%	2034	5.9998401129%	2034	5.9998401129%
254	Industrial	Pulp & Paper	All	ONPU	Insulation (Oven)	Other Process/Non-Process Use	2016	1.0704007573%	2034	5.9998401129%	2034	5.9998401129%
255	Industrial	Pulp & Paper	All	ONPU	Preventative Oven Maintenance	Other Process/Non-Process Use	2015	1.2000000000%	2034	5.9999998655%	2034	5.9999998655%
256	Industrial	Pulp & Paper	All	ONPU	Air Curtains (Dryer)	Other Process/Non-Process Use	2016	1.0704007573%	2034	5.9998401129%	2034	5.9998401129%
257	Industrial	Pulp & Paper	All	ONPU	Insulation (Dryer)	Other Process/Non-Process Use	2016	1.0704007573%	2034	5.9998401129%	2034	5.9998401129%
258	Industrial	Pulp & Paper	All	ONPU	Preventative Dryer Maintenance	Other Process/Non-Process Use	2015	1.2000000000%	2034	5.9999998655%	2034	5.9999998655%
259	Industrial	Pulp & Paper	All	ONPU	Preventative Furnace Maintenance	Other Process/Non-Process Use	2015	1.2000000000%	2034	5.9999998655%	2034	5.9999998655%
260	Industrial	Pulp & Paper	All	ONPU	Insulation (Furnace)	Other Process/Non-Process Use	2016	1.0704007573%	2034	5.9998401129%	2034	5.9998401129%
261	Industrial	Pulp & Paper	All	ONPU	Preventative Kiln Maintenance	Other Process/Non-Process Use	2015	1.2000000000%	2034	5.9999998655%	2034	5.9999998655%
262	Industrial	Pulp & Paper	All	ONPU	Insulation (Kiln)	Other Process/Non-Process Use	2016	1.0704007573%	2034	5.9998401129%	2034	5.9998401129%
263	Industrial	Pulp & Paper	All	ONPU	High Efficiency Chiller	Other Process/Non-Process Use	2016	0.4746205628%	2034	2.6603563866%	2034	2.6603563866%
264	Industrial	Pulp & Paper	All	ONPU	Optimized Distribution System	Other Process/Non-Process Use	2016	1.0704007573%	2034	5.9998401129%	2034	5.9998401129%
265	Industrial	Pulp & Paper	All	ONPU	Floating head pressure controls	Other Process/Non-Process Use	2016	1.0704007573%	2034	5.9998401129%	2034	5.9998401129%
266	Industrial	Pulp & Paper	All	ONPU	Premium efficiency refrigeration control system	Other Process/Non-Process Use	2016	0.2717392434%	2034	1.5231603690%	2034	1.5231603690%
267	Industrial	Pulp & Paper	All	ONPU	Smart Defrost Controls	Other Process/Non-Process Use	2016	1.0704007573%	2034	5.9998401129%	2034	5.9998401129%
268	Industrial	Pulp & Paper	All	ONPU	Doors, Covers and Curtains	Other Process/Non-Process Use	2016	1.0704007573%	2034	5.9998401129%	2034	5.9998401129%
269	Industrial	Pulp & Paper	All	ONPU	Optimized chilled water temperature and/or optimized condenser temperature	Other Process/Non-Process Use	2015	1.2000000000%	2034	5.9999998655%	2034	5.9999998655%
270	Industrial	Pulp & Paper	All	ONPU	Preventative refrigeration/cooling system maintenance	Other Process/Non-Process Use	2015	1.2000000000%	2034	5.9999998655%	2034	5.9999998655%
271	Industrial	Pulp & Paper	All	ONPU	Optimized condenser pressure	Other Process/Non-Process Use	2015	1.2000000000%	2034	5.9999998655%	2034	5.9999998655%
272	Industrial	Pulp & Paper	All	ONPU	VSD on chiller compressor	Other Process/Non-Process Use	2016	1.0704007573%	2034	5.9998401129%	2034	5.9998401129%
273	Industrial	Pulp & Paper	All	ONPU	Free cooling	Other Process/Non-Process Use	2016	1.0704007573%	2034	5.9998401129%	2034	5.9998401129%
274	Industrial	Pulp & Paper	All	ONPU	Improve insulation of refrigeration system	Other Process/Non-Process Use	2016	1.0704007573%	2034	5.9998401129%	2034	5.9998401129%
275	Industrial	Pulp & Paper	All	Pumps	High/Premium Efficiency Motors (Pumps)	Machine Drive	2016	1.2488008835%	2034	6.9998134650%	2034	6.9998134650%
276	Industrial	Pulp & Paper	All	Pumps	Impeller Trimming (Pump)	Machine Drive	2016	1.2488008835%	2034	6.9998134650%	2034	6.9998134650%
277	Industrial	Pulp & Paper	All	Pumps	Optimization of pumping system	Machine Drive	2016	1.2488008835%	2034	6.9998134650%	2034	6.9998134650%
278	Industrial	Pulp & Paper	All	Pumps	Premium Efficiency Control with ASDs (Pumps)	Machine Drive	2016	1.2488008835%	2034	6.9998134650%	2034	6.9998134650%
279	Industrial	Pulp & Paper	All	Pumps	Preventative Pump Maintenance	Machine Drive	2015	1.4000000000%	2034	6.9999998431%	2034	6.9999998431%
280	Industrial	Pulp & Paper	All	Fans	High/Premium Efficiency Motors (Fans)	Machine Drive	2016	1.2488008835%	2034	6.9998134650%	2034	6.9998134650%
281	Industrial	Pulp & Paper	All	Fans	Impeller Trimming or Inlet Guide Vanes	Machine Drive	2016	1.2488008835%	2034	6.9998134650%	2034	6.9998134650%
282	Industrial	Pulp & Paper	All	HVAC	Optimized duct design to improve efficiency	Facility HVAC	2015	0.6116879644%	2034	3.0584397532%	2034	3.0584397532%
283	Industrial	Pulp & Paper	All	Fans	Premium efficiency control, with ASD (Fans)	Machine Drive	2016	1.2488008835%	2034	6.9998134650%	2034	6.9998134650%
284	Industrial	Pulp & Paper	All	Fans	Synchronous Belts (Fans)	Machine Drive	2016	1.2488008835%	2034	6.9998134650%	2034	6.9998134650%
285	Industrial	Pulp & Paper	All	Fans	Preventative Fan Maintenance	Machine Drive	2015	1.4000000000%	2034	6.9999998431%	2034	6.9999998431%
286	Industrial	Pulp & Paper	All	Motor - Other Applications	Premium Efficiency Control with ASDs (Other motors)	Machine Drive	2016	1.2488008835%	2034	6.9998134650%	2034	6.9998134650%
287	Industrial	Pulp & Paper	All	Motor - Other Applications	High/Premium Efficiency Motors	Machine Drive	2016	1.2488008835%	2034	6.9998134650%	2034	6.9998134650%
288	Industrial	Pulp & Paper	All	Motor - Other Applications	Correctly sized motors	Machine Drive	2016	1.2488008835%	2034	6.9998134650%	2034	6.9998134650%
289	Industrial	Pulp & Paper	All	Motor - Other Applications	Optimized motor control	Machine Drive	2016	1.2488008835%	2034	6.9998134650%	2034	6.9998134650%
290	Industrial	Pulp & Paper	All	Motor - Other Applications	Synchronous Belts	Machine Drive	2016	1.2488008835%	2034	6.9998134650%	2034	6.9998134650%
291	Industrial	Pulp & Paper	All	Motor - Other Applications	Preventative Motor Maintenance	Machine Drive	2015	1.4000000000%	2034	6.9999998431%	2034	6.9999998431%
292	Industrial	Pulp & Paper	All	Compressors	Premium efficiency ASD compressor	Machine Drive	2016	0.6878281857%	2034	3.8554336881%	2034	3.8554336881%
293	Industrial	Pulp & Paper	All	Compressors	Optimized Distribution System	Machine Drive	2016	1.2488008835%	2034	6.9998134650%	2034	6.9998134650%
294	Industrial	Pulp & Paper	All	Compressors	Minimize operating air pressure	Machine Drive	2015	1.4000000000%	2034	6.9999998431%	2034	6.9999998431%
295	Industrial	Pulp & Paper	All	Compressors	Optimized sizing of compressor system	Machine Drive	2016	1.2488008835%	2034	6.9998134650%	2034	6.9998134650%
296	Industrial	Pulp & Paper	All	Compressors	Optimized sizes of air receiver tanks	Machine Drive	2016	1.2488008835%	2034	6.9998134650%	2034	6.9998134650%
297	Industrial	Pulp & Paper	All	Compressors	Use cooler air from outside for make up air	Machine Drive	2015	1.4000000000%	2034	6.9999998431%	2034	6.9999998431%

*N/A: Measure did not pass measure level screening and therefore was not included in a program.

MEASURE DESCRIPTION							PARTICIPATION LOW CASE					
Measure ID	Sector	Sub-Sector	Building Type	End Use	Measure Name	Program	First Year of Participation (So Year)	First Year Annual Participation Rate (So)	Year of Maximum Annual Participation (Smax Year)	Maximum Annual Participation Rate (Smax)	Final Year of Participation (Fo Year)	Final Year Annual Participation Rate (Fo)
298	Industrial	Pulp & Paper	All	Compressors	Premium Efficiency Air Dryer (compressors)	Machine Drive	2016	1.2488008835%	2034	6.9998134650%	2034	6.9998134650%
299	Industrial	Pulp & Paper	All	Compressors	Sequencing Control	Machine Drive	2016	1.2488008835%	2034	6.9998134650%	2034	6.9998134650%
300	Industrial	Pulp & Paper	All	Compressors	Eliminate air leaks	Machine Drive	2016	1.2488008835%	2034	6.9998134650%	2034	6.9998134650%
301	Industrial	Pulp & Paper	All	Compressors	Synchronous Belts for Air Compressors	Machine Drive	2016	1.2488008835%	2034	6.9998134650%	2034	6.9998134650%
302	Industrial	Pulp & Paper	All	Compressors	Replace compressed air use with mechanical or electrical	Machine Drive	2016	1.2488008835%	2034	6.9998134650%	2034	6.9998134650%
303	Industrial	Pulp & Paper	All	Compressors	Premium efficiency ASD compressor	Machine Drive	2016	1.1291813359%	2034	6.3293186476%	2034	6.3293186476%
304	Industrial	Pulp & Paper	All	Compressors	Compression ratio optimization (gas compressor)	Machine Drive	2016	1.2488008835%	2034	6.9998134650%	2034	6.9998134650%
305	Industrial	Pulp & Paper	All	Compressors	Retrofit internal parts of existing centrifugal compressors	Machine Drive	2016	1.2488008835%	2034	6.9998134650%	2034	6.9998134650%
306	Industrial	Pulp & Paper	All	Compressors	Gas compressor right sizing	Machine Drive	2016	1.2488008835%	2034	6.9998134650%	2034	6.9998134650%
307	Industrial	Pulp & Paper	All	Compressors	Volume pocket adjustments	Machine Drive	2015	1.4000000000%	2034	6.9999998431%	2034	6.9999998431%
308	Industrial	Pulp & Paper	All	Compressors	Minimum cylinder clearance	Machine Drive	2016	1.2488008835%	2034	6.9998134650%	2034	6.9998134650%
309	Industrial	Pulp & Paper	All	Compressors	Synchronous Belts for Air or Gas Compressors	Machine Drive	2016	1.2488008835%	2034	6.9998134650%	2034	6.9998134650%
310	Industrial	Pulp & Paper	All	ONPU	Air Source Heat Pump for Backup Generators	Other Process/Non-Process Use	2016	0.0368374750%	2034	0.2064824401%	2034	0.2064824401%
311	Industrial	Pulp & Paper	All	ONPU	High efficiency battery charger (for forklifts)	Other Process/Non-Process Use	2016	1.0704007573%	2034	5.9998401129%	2034	5.9998401129%
312	Industrial	Pulp & Paper	All	ONPU	Free cooling	Other Process/Non-Process Use	2015	1.2000000000%	2034	5.9999998655%	2034	5.9999998655%
313	Industrial	Pulp & Paper	All	ONPU	Radiant Heaters	*N/A	*N/A	*N/A	*N/A	*N/A	*N/A	*N/A
314	Industrial	Pulp & Paper	All	ONPU	High efficiency non-packaged HVAC equipment	*N/A	*N/A	*N/A	*N/A	*N/A	*N/A	*N/A
315	Industrial	Pulp & Paper	All	ONPU	Seasonal Temperature Settings Adjustments	Other Process/Non-Process Use	2015	1.2000000000%	2034	5.9999998655%	2034	5.9999998655%
316	Industrial	Pulp & Paper	All	ONPU	High-efficiency rooftop AC with an EER of 13.5	Other Process/Non-Process Use	2015	1.2000000000%	2034	5.9999998655%	2034	5.9999998655%
317	Industrial	Pulp & Paper	All	ONPU	Ground Source Heat Pump	Other Process/Non-Process Use	2015	0.0007707744%	2034	0.0038538720%	2034	0.0038538720%
318	Industrial	Pulp & Paper	All	ONPU	Ventilation Heat Recovery	Other Process/Non-Process Use	2015	0.0000026175%	2034	0.0000130877%	2034	0.0000130877%
319	Industrial	Pulp & Paper	All	ONPU	Automated Temperature Control	Other Process/Non-Process Use	2015	1.2000000000%	2034	5.9999998655%	2034	5.9999998655%
320	Industrial	Pulp & Paper	All	ONPU	Reduced Temperature Settings	Other Process/Non-Process Use	2015	1.2000000000%	2034	5.9999998655%	2034	5.9999998655%
321	Industrial	Pulp & Paper	All	ONPU	Destratification Fans	Other Process/Non-Process Use	2015	1.2000000000%	2034	5.9999998655%	2034	5.9999998655%
322	Industrial	Pulp & Paper	All	ONPU	Warehouse Loading Dock Seals	Other Process/Non-Process Use	2015	1.0357832672%	2034	5.1789162201%	2034	5.1789162201%
323	Industrial	Pulp & Paper	All	ONPU	Air Curtains	Other Process/Non-Process Use	2015	0.4700677512%	2034	2.3503387033%	2034	2.3503387033%
324	Industrial	Pulp & Paper	All	ONPU	Preventative Packaged HVAC Maintenance	Other Process/Non-Process Use	2015	1.2000000000%	2034	5.9999998655%	2034	5.9999998655%
325	Industrial	Pulp & Paper	All	ONPU	Heat Recovery from Processes to Heat Ventilation Make-up Air	*N/A	*N/A	*N/A	*N/A	*N/A	*N/A	*N/A
326	Industrial	Pulp & Paper	All	ONPU	High efficiency ballasts for lighting	Other Process/Non-Process Use	2015	1.2000000000%	2034	5.9999998655%	2034	5.9999998655%
327	Industrial	Pulp & Paper	All	ONPU	High Efficiency Light fixtures	Other Process/Non-Process Use	2015	0.7366502344%	2034	3.6832510897%	2034	3.6832510897%
328	Industrial	Pulp & Paper	All	ONPU	Efficient Lighting Design	Other Process/Non-Process Use	2015	1.2000000000%	2034	5.9999998655%	2034	5.9999998655%
329	Industrial	Pulp & Paper	All	ONPU	Lighting controls: on/off timer settings	Other Process/Non-Process Use	2015	1.2000000000%	2034	5.9999998655%	2034	5.9999998655%
330	Industrial	Pulp & Paper	All	ONPU	Lighting controls: occupancy sensors	Other Process/Non-Process Use	2015	0.1221399777%	2034	0.6106998746%	2034	0.6106998746%
331	Industrial	Pulp & Paper	All	ONPU	Ventilation Optimization	Other Process/Non-Process Use	2015	0.6116879644%	2034	3.0584397532%	2034	3.0584397532%
332	Industrial	Pulp & Paper	All	ONPU	Premium efficiency ventilation control with VSD	Other Process/Non-Process Use	2015	1.2000000000%	2034	5.9999998655%	2034	5.9999998655%
333	Industrial	Pulp & Paper	All	ONPU	Demand-Controlled Ventilation	Other Process/Non-Process Use	2015	0.1614191033%	2034	0.8070954982%	2034	0.8070954982%
334	Industrial	Other - Combined	All	Motor - Other Applications	Operations and maintenance	Machine Drive	2015	1.4000000000%	2034	6.9999998431%	2034	6.9999998431%
335	Industrial	Other - Combined	All	Motor - Other Applications	Match Motor Size to Load	Machine Drive	2016	1.2488008835%	2034	6.9998134650%	2034	6.9998134650%
336	Industrial	Other - Combined	All	Motor - Other Applications	Motor Efficiency Upgrade	Machine Drive	2016	1.2488008835%	2034	6.9998134650%	2034	6.9998134650%
337	Industrial	Other - Combined	All	Motor - Other Applications	Variable Speed Drives	Machine Drive	2016	1.2488008835%	2034	6.9998134650%	2034	6.9998134650%
338	Industrial	Other - Combined	All	Pumps	Reduce Overall System Requirements	Machine Drive	2016	1.2488008835%	2034	6.9998134650%	2034	6.9998134650%
339	Industrial	Other - Combined	All	Pumps	Match Pump Size to Load	Machine Drive	2016	1.2488008835%	2034	6.9998134650%	2034	6.9998134650%
340	Industrial	Other - Combined	All	Pumps	Reduce or Control Pump Speed	Machine Drive	2016	1.2488008835%	2034	6.9998134650%	2034	6.9998134650%
341	Industrial	Other - Combined	All	Pumps	Improve Pump Components	Machine Drive	2016	1.2488008835%	2034	6.9998134650%	2034	6.9998134650%
342	Industrial	Other - Combined	All	Pumps	Operation and Maintenance	Machine Drive	2015	1.4000000000%	2034	6.9999998431%	2034	6.9999998431%
343	Industrial	Other - Combined	All	Compressors	Reduce Overall System Requirements	Machine Drive	2016	1.2488008835%	2034	6.9998134650%	2034	6.9998134650%
344	Industrial	Other - Combined	All	Compressors	Match Compressor Size to Load	Machine Drive	2016	1.2488008835%	2034	6.9998134650%	2034	6.9998134650%
345	Industrial	Other - Combined	All	Compressors	Compressor Control	Machine Drive	2016	1.2488008835%	2034	6.9998134650%	2034	6.9998134650%
346	Industrial	Other - Combined	All	Compressors	Improve Compressor Components	Machine Drive	2016	1.2488008835%	2034	6.9998134650%	2034	6.9998134650%
347	Industrial	Other - Combined	All	Compressors	Operation and Maintenance	Machine Drive	2015	1.4000000000%	2034	6.9999998431%	2034	6.9999998431%
348	Industrial	Other - Combined	All	Fans	Reduce Overall System Requirements	Machine Drive	2016	1.2488008835%	2034	6.9998134650%	2034	6.9998134650%
349	Industrial	Other - Combined	All	Fans	Reduce or Control Fan Speed	Machine Drive	2016	1.2488008835%	2034	6.9998134650%	2034	6.9998134650%
350	Industrial	Other - Combined	All	Fans	Improve Fan Components	Machine Drive	2016	1.2488008835%	2034	6.9998134650%	2034	6.9998134650%
351	Industrial	Other - Combined	All	Fans	Operation and Maintenance	Machine Drive	2015	1.4000000000%	2034	6.9999998431%	2034	6.9999998431%
352	Industrial	Other - Combined	All	HVAC	Optimized Duct Design to Improve Efficiency	Facility HVAC	2015	0.6116879644%	2034	3.0584397532%	2034	3.0584397532%
353	Industrial	Other - Combined	All	PH	Advanced Water Heater Controls	Process Heating	2016	1.0704007573%	2034	5.9998401129%	2034	5.9998401129%
354	Industrial	Other - Combined	All	PH	Process Heat Recovery to Preheat Makeup Water	Process Heating	2016	1.0704007573%	2034	5.9998401129%	2034	5.9998401129%
355	Industrial	Other - Combined	All	PH	Air Curtains (Oven)	Process Heating	2016	1.0704007573%	2034	5.9998401129%	2034	5.9998401129%
356	Industrial	Other - Combined	All	PH	Insulation (Oven)	Process Heating	2016	1.0704007573%	2034	5.9998401129%	2034	5.9998401129%
357	Industrial	Other - Combined	All	PH	Preventative Oven Maintenance	Process Heating	2016	1.0704007573%	2034	5.9998401129%	2034	5.9998401129%

*N/A: Measure did not pass measure level screening and therefore was not included in a program.

MEASURE DESCRIPTION							PARTICIPATION LOW CASE					
Measure ID	Sector	Sub-Sector	Building Type	End Use	Measure Name	Program	First Year of Participation (So Year)	First Year Annual Participation Rate (So)	Year of Maximum Annual Participation (Smax Year)	Maximum Annual Participation Rate (Smax)	Final Year of Participation (Fo Year)	Final Year Annual Participation Rate (Fo)
358	Industrial	Other - Combined	All	PH	Air Curtains (Dryer)	Process Heating	2016	1.0704007573%	2034	5.9998401129%	2034	5.9998401129%
359	Industrial	Other - Combined	All	PH	Insulation (Dryer)	Process Heating	2016	1.0704007573%	2034	5.9998401129%	2034	5.9998401129%
360	Industrial	Other - Combined	All	PH	Preventative Dryer Maintenance	Process Heating	2016	1.0704007573%	2034	5.9998401129%	2034	5.9998401129%
361	Industrial	Other - Combined	All	PH	Optimized Distribution System	Process Heating	2016	1.0704007573%	2034	5.9998401129%	2034	5.9998401129%
362	Industrial	Other - Combined	All	PCR	High Efficiency Chiller	Process Cooling and Refrigeration	2016	0.4746205628%	2034	2.6603563866%	2034	2.6603563866%
363	Industrial	Other - Combined	All	PCR	Floating head pressure controls	Process Cooling and Refrigeration	2016	1.0704007573%	2034	5.9998401129%	2034	5.9998401129%
364	Industrial	Other - Combined	All	PCR	Premium Efficiency Refrigeration Control System	Process Cooling and Refrigeration	2016	0.2717392434%	2034	1.5231603690%	2034	1.5231603690%
365	Industrial	Other - Combined	All	PCR	Smart Defrost Controls	Process Cooling and Refrigeration	2015	1.2000000000%	2034	5.9999998655%	2034	5.9999998655%
366	Industrial	Other - Combined	All	PCR	Doors, Covers and Curtains	Process Cooling and Refrigeration	2016	1.0704007573%	2034	5.9998401129%	2034	5.9998401129%
367	Industrial	Other - Combined	All	PCR	Optimized chilled water temperature and/or optimized condenser temperature	Process Cooling and Refrigeration	2016	1.0704007573%	2034	5.9998401129%	2034	5.9998401129%
368	Industrial	Other - Combined	All	PCR	Preventative Refrigeration/cooling System Maintenance	Process Cooling and Refrigeration	2016	1.0704007573%	2034	5.9998401129%	2034	5.9998401129%
369	Industrial	Other - Combined	All	PCR	Optimized condenser pressure	Process Cooling and Refrigeration	2016	1.0704007573%	2034	5.9998401129%	2034	5.9998401129%
370	Industrial	Other - Combined	All	PCR	Free cooling	Process Cooling and Refrigeration	2016	1.0704007573%	2034	5.9998401129%	2034	5.9998401129%
371	Industrial	Other - Combined	All	PCR	Improve Insulation of Refrigeration System	Process Cooling and Refrigeration	2016	1.0704007573%	2034	5.9998401129%	2034	5.9998401129%
372	Industrial	Other - Combined	All	ONPU	HE Dry-Type Transformers	Other Process/Non-Process Use	2016	1.0704007573%	2034	5.9998401129%	2034	5.9998401129%
373	Industrial	Other - Combined	All	HVAC	Air Source Heat Pump for Backup Generators	Facility HVAC	2015	0.0412975885%	2034	0.2064879379%	2034	0.2064879379%
374	Industrial	Other - Combined	All	ONPU	High efficiency battery charger (for forklifts)	Other Process/Non-Process Use	2016	1.0704007573%	2034	5.9998401129%	2034	5.9998401129%
375	Industrial	Other - Combined	All	HVAC	Radiant Heaters	*N/A	*N/A	*N/A	*N/A	*N/A	*N/A	*N/A
376	Industrial	Other - Combined	All	HVAC	High efficiency non-packaged HVAC equipment	*N/A	*N/A	*N/A	*N/A	*N/A	*N/A	*N/A
377	Industrial	Other - Combined	All	HVAC	Seasonal Temperature Settings Adjustments	Facility HVAC	2015	1.2000000000%	2034	5.9999998655%	2034	5.9999998655%
378	Industrial	Other - Combined	All	HVAC	High-efficiency rooftop AC with an EER of 13.5	Facility HVAC	2015	1.2000000000%	2034	5.9999998655%	2034	5.9999998655%
379	Industrial	Other - Combined	All	HVAC	Ground Source Heat Pump	Facility HVAC	2015	0.0007707744%	2034	0.0038538720%	2034	0.0038538720%
380	Industrial	Other - Combined	All	HVAC	Ventilation Heat Recovery	Facility HVAC	2015	0.0000026175%	2034	0.0000130877%	2034	0.0000130877%
381	Industrial	Other - Combined	All	HVAC	Automated Temperature Control	Facility HVAC	2015	1.2000000000%	2034	5.9999998655%	2034	5.9999998655%
382	Industrial	Other - Combined	All	HVAC	Reduced Temperature Settings	Facility HVAC	2015	1.2000000000%	2034	5.9999998655%	2034	5.9999998655%
383	Industrial	Other - Combined	All	HVAC	Destratification Fans	Facility HVAC	2015	1.2000000000%	2034	5.9999998655%	2034	5.9999998655%
384	Industrial	Other - Combined	All	HVAC	Warehouse Loading Dock Seals	Facility HVAC	2015	1.0357832672%	2034	5.1789162201%	2034	5.1789162201%
385	Industrial	Other - Combined	All	HVAC	Preventative Packaged HVAC Maintenance	Facility HVAC	2015	1.2000000000%	2034	5.9999998655%	2034	5.9999998655%
386	Industrial	Other - Combined	All	HVAC	Heat Recovery from Processes to Heat Ventilation Make-up Air	*N/A	*N/A	*N/A	*N/A	*N/A	*N/A	*N/A
387	Industrial	Other - Combined	All	FL	High efficiency ballasts for lighting	Facility Lighting	2015	1.2000000000%	2034	5.9999998655%	2034	5.9999998655%
388	Industrial	Other - Combined	All	FL	High Efficiency Light fixtures	Facility Lighting	2015	0.7366502344%	2034	3.6832510897%	2034	3.6832510897%
389	Industrial	Other - Combined	All	FL	Efficient Lighting Design	Facility Lighting	2015	1.2000000000%	2034	5.9999998655%	2034	5.9999998655%
390	Industrial	Other - Combined	All	FL	Lighting controls: on/off timer settings	Facility Lighting	2015	1.2000000000%	2034	5.9999998655%	2034	5.9999998655%
391	Industrial	Other - Combined	All	FL	Lighting controls: occupancy sensors	Facility Lighting	2015	0.1221399777%	2034	0.6106998746%	2034	0.6106998746%
392	Industrial	Other - Combined	All	HVAC	Ventilation Optimization	Facility HVAC	2015	0.6116879644%	2034	3.0584397532%	2034	3.0584397532%
393	Industrial	Other - Combined	All	HVAC	Premium efficiency ventilation control with VSD	Facility HVAC	2015	1.2000000000%	2034	5.9999998655%	2034	5.9999998655%
394	Industrial	Other - Combined	All	HVAC	Demand-Controlled Ventilation	Facility HVAC	2015	0.1614191033%	2034	0.8070954982%	2034	0.8070954982%
395	Industrial	Industrial Organic Chemicals	All	HVAC	Air Source Heat Pump for Backup Generators	Facility HVAC	2015	0.0412975885%	2034	0.2064879379%	2034	0.2064879379%
396	Industrial	Industrial Organic Chemicals	All	HVAC	Free cooling	Facility HVAC	2015	1.2000000000%	2034	5.9999998655%	2034	5.9999998655%
397	Industrial	Industrial Organic Chemicals	All	HVAC	Radiant Heaters	*N/A	*N/A	*N/A	*N/A	*N/A	*N/A	*N/A
398	Industrial	Industrial Organic Chemicals	All	HVAC	High efficiency non-packaged HVAC equipment	*N/A	*N/A	*N/A	*N/A	*N/A	*N/A	*N/A
399	Industrial	Industrial Organic Chemicals	All	HVAC	Seasonal Temperature Settings Adjustments	Facility HVAC	2015	1.2000000000%	2034	5.9999998655%	2034	5.9999998655%
400	Industrial	Industrial Organic Chemicals	All	HVAC	High-efficiency rooftop AC with an EER of 13.5	Facility HVAC	2015	1.2000000000%	2034	5.9999998655%	2034	5.9999998655%
401	Industrial	Industrial Organic Chemicals	All	HVAC	Ground Source Heat Pump	Facility HVAC	2015	0.0007707744%	2034	0.0038538720%	2034	0.0038538720%
402	Industrial	Industrial Organic Chemicals	All	HVAC	Ventilation Heat Recovery	Facility HVAC	2015	0.0000026175%	2034	0.0000130877%	2034	0.0000130877%
403	Industrial	Industrial Organic Chemicals	All	HVAC	Automated Temperature Control	Facility HVAC	2015	1.2000000000%	2034	5.9999998655%	2034	5.9999998655%
404	Industrial	Industrial Organic Chemicals	All	HVAC	Reduced Temperature Settings	Facility HVAC	2015	1.2000000000%	2034	5.9999998655%	2034	5.9999998655%
405	Industrial	Industrial Organic Chemicals	All	HVAC	Destratification Fans	Facility HVAC	2015	1.2000000000%	2034	5.9999998655%	2034	5.9999998655%
406	Industrial	Industrial Organic Chemicals	All	HVAC	Warehouse Loading Dock Seals	Facility HVAC	2015	1.0357832672%	2034	5.1789162201%	2034	5.1789162201%
407	Industrial	Industrial Organic Chemicals	All	HVAC	Air Curtains	Facility HVAC	2015	0.4700677512%	2034	2.3503387033%	2034	2.3503387033%
408	Industrial	Industrial Organic Chemicals	All	HVAC	Preventative Packaged HVAC Maintenance	Facility HVAC	2015	1.2000000000%	2034	5.9999998655%	2034	5.9999998655%
409	Industrial	Industrial Organic Chemicals	All	HVAC	Heat Recovery from Processes to Heat Ventilation Make-up Air	*N/A	*N/A	*N/A	*N/A	*N/A	*N/A	*N/A
410	Industrial	Industrial Organic Chemicals	All	FL	High efficiency ballasts for lighting	Facility Lighting	2015	1.2000000000%	2034	5.9999998655%	2034	5.9999998655%
411	Industrial	Industrial Organic Chemicals	All	FL	High Efficiency Light fixtures	Facility Lighting	2015	0.7366502344%	2034	3.6832510897%	2034	3.6832510897%
412	Industrial	Industrial Organic Chemicals	All	FL	Efficient Lighting Design	Facility Lighting	2015	1.2000000000%	2034	5.9999998655%	2034	5.9999998655%
413	Industrial	Industrial Organic Chemicals	All	FL	Lighting controls: on/off timer settings	Facility Lighting	2015	1.2000000000%	2034	5.9999998655%	2034	5.9999998655%
414	Industrial	Industrial Organic Chemicals	All	FL	Lighting controls: occupancy sensors	Facility Lighting	2015	0.1221399777%	2034	0.6106998746%	2034	0.6106998746%
415	Industrial	Industrial Organic Chemicals	All	HVAC	Ventilation Optimization	Facility HVAC	2015	0.6116879644%	2034	3.0584397532%	2034	3.0584397532%
416	Industrial	Industrial Organic Chemicals	All	HVAC	Premium efficiency ventilation control with VSD	Facility HVAC	2015	1.2000000000%	2034	5.9999998655%	2034	5.9999998655%
417	Industrial	Industrial Organic Chemicals	All	HVAC	Demand-Controlled Ventilation	Facility HVAC	2015	0.1614191033%	2034	0.8070954982%	2034	0.8070954982%

*N/A: Measure did not pass measure level screening and therefore was not included in a program.

MEASURE DESCRIPTION							PARTICIPATION LOW CASE					
Measure ID	Sector	Sub-Sector	Building Type	End Use	Measure Name	Program	First Year of Participation (So Year)	First Year Annual Participation Rate (So)	Year of Maximum Annual Participation (Smax Year)	Maximum Annual Participation Rate (Smax)	Final Year of Participation (Fo Year)	Final Year Annual Participation Rate (Fo)
418	Industrial	Industrial Organic Chemicals	All	HVAC	Optimized duct design to improve efficiency	Facility HVAC	2015	0.6116879644%	2034	3.0584397532%	2034	3.0584397532%
419	Industrial	Petroleum Refining	All	HVAC	Air Source Heat Pump for Backup Generators	Facility HVAC	2015	0.0412975885%	2034	0.2064879379%	2034	0.2064879379%
420	Industrial	Petroleum Refining	All	HVAC	Free cooling	Facility HVAC	2015	1.2000000000%	2034	5.9999998655%	2034	5.9999998655%
421	Industrial	Petroleum Refining	All	HVAC	Radiant Heaters	*N/A	*N/A	*N/A	*N/A	*N/A	*N/A	*N/A
422	Industrial	Petroleum Refining	All	HVAC	High efficiency non-packaged HVAC equipment	*N/A	*N/A	*N/A	*N/A	*N/A	*N/A	*N/A
423	Industrial	Petroleum Refining	All	HVAC	Seasonal Temperature Settings Adjustments	Facility HVAC	2015	1.2000000000%	2034	5.9999998655%	2034	5.9999998655%
424	Industrial	Petroleum Refining	All	HVAC	High-efficiency rooftop AC with an EER of 13.5	Facility HVAC	2015	1.2000000000%	2034	5.9999998655%	2034	5.9999998655%
425	Industrial	Petroleum Refining	All	HVAC	Ground Source Heat Pump	Facility HVAC	2015	0.0007707744%	2034	0.0038538720%	2034	0.0038538720%
426	Industrial	Petroleum Refining	All	HVAC	Ventilation Heat Recovery	Facility HVAC	2015	0.0000026175%	2034	0.0000130877%	2034	0.0000130877%
427	Industrial	Petroleum Refining	All	HVAC	Automated Temperature Control	Facility HVAC	2015	1.2000000000%	2034	5.9999998655%	2034	5.9999998655%
428	Industrial	Petroleum Refining	All	HVAC	Reduced Temperature Settings	Facility HVAC	2015	1.2000000000%	2034	5.9999998655%	2034	5.9999998655%
429	Industrial	Petroleum Refining	All	HVAC	Destratification Fans	Facility HVAC	2015	1.2000000000%	2034	5.9999998655%	2034	5.9999998655%
430	Industrial	Petroleum Refining	All	HVAC	Warehouse Loading Dock Seals	Facility HVAC	2015	1.0357832672%	2034	5.1789162201%	2034	5.1789162201%
431	Industrial	Petroleum Refining	All	HVAC	Air Curtains	Facility HVAC	2015	0.4700677512%	2034	2.3503387033%	2034	2.3503387033%
432	Industrial	Petroleum Refining	All	HVAC	Preventative Packaged HVAC Maintenance	Facility HVAC	2015	1.2000000000%	2034	5.9999998655%	2034	5.9999998655%
433	Industrial	Petroleum Refining	All	HVAC	Heat Recovery from Processes to Heat Ventilation Make-up Air	*N/A	*N/A	*N/A	*N/A	*N/A	*N/A	*N/A
434	Industrial	Petroleum Refining	All	FL	High efficiency ballasts for lighting	Facility Lighting	2015	1.2000000000%	2034	5.9999998655%	2034	5.9999998655%
435	Industrial	Petroleum Refining	All	FL	High Efficiency Light fixtures	Facility Lighting	2015	0.7366502344%	2034	3.6832510897%	2034	3.6832510897%
436	Industrial	Petroleum Refining	All	FL	Efficient Lighting Design	Facility Lighting	2015	1.2000000000%	2034	5.9999998655%	2034	5.9999998655%
437	Industrial	Petroleum Refining	All	FL	Lighting controls: on/off timer settings	Facility Lighting	2015	1.2000000000%	2034	5.9999998655%	2034	5.9999998655%
438	Industrial	Petroleum Refining	All	FL	Lighting controls: occupancy sensors	Facility Lighting	2015	0.1221399777%	2034	0.6106998746%	2034	0.6106998746%
439	Industrial	Petroleum Refining	All	HVAC	Ventilation Optimization	Facility HVAC	2015	0.6116879644%	2034	3.0584397532%	2034	3.0584397532%
440	Industrial	Petroleum Refining	All	HVAC	Premium efficiency ventilation control with VSD	Facility HVAC	2015	1.2000000000%	2034	5.9999998655%	2034	5.9999998655%
441	Industrial	Petroleum Refining	All	HVAC	Demand-Controlled Ventilation	Facility HVAC	2015	0.1614191033%	2034	0.8070954982%	2034	0.8070954982%
442	Industrial	Petroleum Refining	All	HVAC	Optimized duct design to improve efficiency	Facility HVAC	2015	0.6116879644%	2034	3.0584397532%	2034	3.0584397532%
443	Industrial	Plastics & Polymers	All	HVAC	Air Source Heat Pump for Backup Generators	Facility HVAC	2015	0.0412975885%	2034	0.2064879379%	2034	0.2064879379%
444	Industrial	Plastics & Polymers	All	HVAC	Free cooling	Facility HVAC	2015	1.2000000000%	2034	5.9999998655%	2034	5.9999998655%
445	Industrial	Plastics & Polymers	All	HVAC	Radiant Heaters	*N/A	*N/A	*N/A	*N/A	*N/A	*N/A	*N/A
446	Industrial	Plastics & Polymers	All	HVAC	High efficiency non-packaged HVAC equipment	*N/A	*N/A	*N/A	*N/A	*N/A	*N/A	*N/A
447	Industrial	Plastics & Polymers	All	HVAC	Seasonal Temperature Settings Adjustments	Facility HVAC	2015	1.2000000000%	2034	5.9999998655%	2034	5.9999998655%
448	Industrial	Plastics & Polymers	All	HVAC	High-efficiency rooftop AC with an EER of 13.5	Facility HVAC	2015	1.2000000000%	2034	5.9999998655%	2034	5.9999998655%
449	Industrial	Plastics & Polymers	All	HVAC	Ground Source Heat Pump	Facility HVAC	2015	0.0007707744%	2034	0.0038538720%	2034	0.0038538720%
450	Industrial	Plastics & Polymers	All	HVAC	Ventilation Heat Recovery	Facility HVAC	2015	0.0000026175%	2034	0.0000130877%	2034	0.0000130877%
451	Industrial	Plastics & Polymers	All	HVAC	Automated Temperature Control	Facility HVAC	2015	1.2000000000%	2034	5.9999998655%	2034	5.9999998655%
452	Industrial	Plastics & Polymers	All	HVAC	Reduced Temperature Settings	Facility HVAC	2015	1.2000000000%	2034	5.9999998655%	2034	5.9999998655%
453	Industrial	Plastics & Polymers	All	HVAC	Destratification Fans	Facility HVAC	2015	1.2000000000%	2034	5.9999998655%	2034	5.9999998655%
454	Industrial	Plastics & Polymers	All	HVAC	Warehouse Loading Dock Seals	Facility HVAC	2015	1.0357832672%	2034	5.1789162201%	2034	5.1789162201%
455	Industrial	Plastics & Polymers	All	HVAC	Air Curtains	Facility HVAC	2015	0.4700677512%	2034	2.3503387033%	2034	2.3503387033%
456	Industrial	Plastics & Polymers	All	HVAC	Preventative Packaged HVAC Maintenance	Facility HVAC	2015	1.2000000000%	2034	5.9999998655%	2034	5.9999998655%
457	Industrial	Plastics & Polymers	All	HVAC	Heat Recovery from Processes to Heat Ventilation Make-up Air	*N/A	*N/A	*N/A	*N/A	*N/A	*N/A	*N/A
458	Industrial	Plastics & Polymers	All	FL	High efficiency ballasts for lighting	Facility Lighting	2015	1.2000000000%	2034	5.9999998655%	2034	5.9999998655%
459	Industrial	Plastics & Polymers	All	FL	High Efficiency Light fixtures	Facility Lighting	2015	0.7366502344%	2034	3.6832510897%	2034	3.6832510897%
460	Industrial	Plastics & Polymers	All	FL	Efficient Lighting Design	Facility Lighting	2015	1.2000000000%	2034	5.9999998655%	2034	5.9999998655%
461	Industrial	Plastics & Polymers	All	FL	Lighting controls: on/off timer settings	Facility Lighting	2015	1.2000000000%	2034	5.9999998655%	2034	5.9999998655%
462	Industrial	Plastics & Polymers	All	FL	Lighting controls: occupancy sensors	Facility Lighting	2015	0.1221399777%	2034	0.6106998746%	2034	0.6106998746%
463	Industrial	Plastics & Polymers	All	HVAC	Ventilation Optimization	Facility HVAC	2015	0.6116879644%	2034	3.0584397532%	2034	3.0584397532%
464	Industrial	Plastics & Polymers	All	HVAC	Premium efficiency ventilation control with VSD	Facility HVAC	2015	1.2000000000%	2034	5.9999998655%	2034	5.9999998655%
465	Industrial	Plastics & Polymers	All	HVAC	Demand-Controlled Ventilation	Facility HVAC	2015	0.1614191033%	2034	0.8070954982%	2034	0.8070954982%
466	Industrial	Plastics & Polymers	All	HVAC	Optimized duct design to improve efficiency	Facility HVAC	2015	0.6116879644%	2034	3.0584397532%	2034	3.0584397532%

*N/A: Measure did not pass measure level screening and therefore was not included in a program.

MEASURE DESCRIPTION							PARTICIPATION HIGH CASE					
Measure ID	Sector	Sub-Sector	Building Type	End Use	Measure Name	Program	First Year of Participation (So Year)	First Year Annual Participation Rate (So)	Year of Maximum Annual Participation (Smax Year)	Maximum Annual Participation Rate (Smax)	Final Year of Participation (Fo Year)	Final Year Annual Participation Rate (Fo)
1	Industrial	Petroleum Refining	All	Motor - Other Applications	Operations and maintenance	Machine Drive	2015	1.5555555556%	2034	6.999999863%	2034	6.999999863%
2	Industrial	Petroleum Refining	All	Motor - Other Applications	Match Motor Size to Load	Machine Drive	2016	1.4524942475%	2034	6.999985098%	2034	6.999985098%
3	Industrial	Petroleum Refining	All	Motor - Other Applications	Motor Efficiency Upgrade	Machine Drive	2016	1.4524942475%	2034	6.999985098%	2034	6.999985098%
4	Industrial	Petroleum Refining	All	Motor - Other Applications	Variable Speed Drives	Machine Drive	2016	1.4524942475%	2034	6.999985098%	2034	6.999985098%
5	Industrial	Petroleum Refining	All	Pumps	Reduce Overall System Requirements	Machine Drive	2016	1.4524942475%	2034	6.999985098%	2034	6.999985098%
6	Industrial	Petroleum Refining	All	Pumps	Match Pump Size to Load	Machine Drive	2016	1.4524942475%	2034	6.999985098%	2034	6.999985098%
7	Industrial	Petroleum Refining	All	Pumps	Reduce or Control Pump Speed	Machine Drive	2016	1.4524942475%	2034	6.999985098%	2034	6.999985098%
8	Industrial	Petroleum Refining	All	Pumps	Improve Pump Components	Machine Drive	2016	1.4524942475%	2034	6.999985098%	2034	6.999985098%
9	Industrial	Petroleum Refining	All	Pumps	Operation and Maintenance	Machine Drive	2015	1.5555555556%	2034	6.999999863%	2034	6.999999863%
10	Industrial	Petroleum Refining	All	Compressors	Reduce Overall System Requirements	Machine Drive	2016	1.4524942475%	2034	6.999985098%	2034	6.999985098%
11	Industrial	Petroleum Refining	All	Compressors	Match Compressor Size to Load	Machine Drive	2016	1.4524942475%	2034	6.999985098%	2034	6.999985098%
12	Industrial	Petroleum Refining	All	Compressors	Compressor Control	Machine Drive	2016	1.4524942475%	2034	6.999985098%	2034	6.999985098%
13	Industrial	Petroleum Refining	All	Compressors	Improve Compressor Components	Machine Drive	2016	1.4524942475%	2034	6.999985098%	2034	6.999985098%
14	Industrial	Petroleum Refining	All	Compressors	Operation and Maintenance	Machine Drive	2015	1.5555555556%	2034	6.999999863%	2034	6.999999863%
15	Industrial	Petroleum Refining	All	Fans	Reduce Overall System Requirements	Machine Drive	2016	1.4524942475%	2034	6.999985098%	2034	6.999985098%
16	Industrial	Petroleum Refining	All	Fans	Reduce or Control Fan Speed	Machine Drive	2016	1.4524942475%	2034	6.999985098%	2034	6.999985098%
17	Industrial	Petroleum Refining	All	Fans	Improve Fan Components	Machine Drive	2016	1.4524942475%	2034	6.999985098%	2034	6.999985098%
18	Industrial	Petroleum Refining	All	Fans	Operation and Maintenance	Machine Drive	2015	1.5555555556%	2034	6.999999863%	2034	6.999999863%
19	Industrial	Industrial Organic Chemicals	All	Motor - Other Applications	Operations and maintenance	Machine Drive	2015	1.5555555556%	2034	6.999999863%	2034	6.999999863%
20	Industrial	Industrial Organic Chemicals	All	Motor - Other Applications	Match Motor Size to Load	Machine Drive	2016	1.4524942475%	2034	6.999985098%	2034	6.999985098%
21	Industrial	Industrial Organic Chemicals	All	Motor - Other Applications	Motor Efficiency Upgrade	Machine Drive	2016	1.4524942475%	2034	6.999985098%	2034	6.999985098%
22	Industrial	Industrial Organic Chemicals	All	Motor - Other Applications	Variable Speed Drives	Machine Drive	2016	1.4524942475%	2034	6.999985098%	2034	6.999985098%
23	Industrial	Industrial Organic Chemicals	All	Pumps	Reduce Overall System Requirements	Machine Drive	2016	1.4524942475%	2034	6.999985098%	2034	6.999985098%
24	Industrial	Industrial Organic Chemicals	All	Pumps	Match Pump Size to Load	Machine Drive	2016	1.4524942475%	2034	6.999985098%	2034	6.999985098%
25	Industrial	Industrial Organic Chemicals	All	Pumps	Reduce or Control Pump Speed	Machine Drive	2016	1.4524942475%	2034	6.999985098%	2034	6.999985098%
26	Industrial	Industrial Organic Chemicals	All	Pumps	Improve Pump Components	Machine Drive	2016	1.4524942475%	2034	6.999985098%	2034	6.999985098%
27	Industrial	Industrial Organic Chemicals	All	Pumps	Operation and Maintenance	Machine Drive	2015	1.5555555556%	2034	6.999999863%	2034	6.999999863%
28	Industrial	Industrial Organic Chemicals	All	Compressors	Reduce Overall System Requirements	Machine Drive	2016	1.4524942475%	2034	6.999985098%	2034	6.999985098%
29	Industrial	Industrial Organic Chemicals	All	Compressors	Match Compressor Size to Load	Machine Drive	2016	1.4524942475%	2034	6.999985098%	2034	6.999985098%
30	Industrial	Industrial Organic Chemicals	All	Compressors	Compressor Control	Machine Drive	2016	1.4524942475%	2034	6.999985098%	2034	6.999985098%
31	Industrial	Industrial Organic Chemicals	All	Compressors	Improve Compressor Components	Machine Drive	2016	1.4524942475%	2034	6.999985098%	2034	6.999985098%
32	Industrial	Industrial Organic Chemicals	All	Compressors	Operation and Maintenance	Machine Drive	2015	1.5555555556%	2034	6.999999863%	2034	6.999999863%
33	Industrial	Industrial Organic Chemicals	All	Fans	Reduce Overall System Requirements	Machine Drive	2016	1.4524942475%	2034	6.999985098%	2034	6.999985098%
34	Industrial	Industrial Organic Chemicals	All	Fans	Reduce or Control Fan Speed	Machine Drive	2016	1.4524942475%	2034	6.999985098%	2034	6.999985098%
35	Industrial	Industrial Organic Chemicals	All	Fans	Improve Fan Components	Machine Drive	2016	1.4524942475%	2034	6.999985098%	2034	6.999985098%
36	Industrial	Industrial Organic Chemicals	All	Fans	Operation and Maintenance	Machine Drive	2015	1.5555555556%	2034	6.999999863%	2034	6.999999863%
37	Industrial	Plastics & Polymers	All	Machine Drive	Energy monitoring and process controls (sub-metering , monitoring and control systems)	Machine Drive	2016	1.4524942475%	2034	6.999985098%	2034	6.999985098%
38	Industrial	Plastics & Polymers	All	Motor - Other Applications	Premium Efficiency Control with ASDs	Machine Drive	2016	1.4524942475%	2034	6.999985098%	2034	6.999985098%
39	Industrial	Plastics & Polymers	All	Motor - Other Applications	Motor Efficiency Upgrade	Machine Drive	2016	1.4524942475%	2034	6.999985098%	2034	6.999985098%
40	Industrial	Plastics & Polymers	All	Motor - Other Applications	Match Motor Size to Load	Machine Drive	2016	1.4524942475%	2034	6.999985098%	2034	6.999985098%
41	Industrial	Plastics & Polymers	All	Motor - Other Applications	Preventative Motor Maintenance	Machine Drive	2015	1.5555555556%	2034	6.999999863%	2034	6.999999863%
42	Industrial	Plastics & Polymers	All	Pumps	Impeller Trimming (Pump)	Machine Drive	2016	1.4524942475%	2034	6.999985098%	2034	6.999985098%
43	Industrial	Plastics & Polymers	All	Pumps	Optimization of Pumping System	Machine Drive	2016	1.4524942475%	2034	6.999985098%	2034	6.999985098%
44	Industrial	Plastics & Polymers	All	Pumps	Premium Efficiency Control with ASDs (Pumps)	Machine Drive	2016	1.4524942475%	2034	6.999985098%	2034	6.999985098%
45	Industrial	Plastics & Polymers	All	Pumps	Preventative Pump Maintenance	Machine Drive	2015	1.5555555556%	2034	6.999999863%	2034	6.999999863%
46	Industrial	Plastics & Polymers	All	Compressors	Premium Efficiency Control with ASD (Compressor)	Machine Drive	2016	1.4524942475%	2034	6.999985098%	2034	6.999985098%
47	Industrial	Plastics & Polymers	All	Compressors	Optimized Distribution System	Machine Drive	2016	1.4524942475%	2034	6.999985098%	2034	6.999985098%
48	Industrial	Plastics & Polymers	All	Compressors	Minimize Operating Air Pressure	Machine Drive	2015	1.5555555556%	2034	6.999999863%	2034	6.999999863%
49	Industrial	Plastics & Polymers	All	Compressors	Match Compressor Size to Load	Machine Drive	2016	1.4524942475%	2034	6.999985098%	2034	6.999985098%
50	Industrial	Plastics & Polymers	All	Compressors	VSD on Chiller Compressor	Machine Drive	2016	1.4524942475%	2034	6.999985098%	2034	6.999985098%
51	Industrial	Plastics & Polymers	All	Fans	Impeller Trimming or Inlet Guide Vanes	Machine Drive	2016	1.4524942475%	2034	6.999985098%	2034	6.999985098%
52	Industrial	Plastics & Polymers	All	Fans	Premium Efficiency Control with ASD (Fans)	Machine Drive	2016	1.4524942475%	2034	6.999985098%	2034	6.999985098%
53	Industrial	Plastics & Polymers	All	Fans	Synchronous Belts (Fans)	Machine Drive	2016	1.4524942475%	2034	6.999985098%	2034	6.999985098%
54	Industrial	Plastics & Polymers	All	Fans	Preventative Fan Maintenance	Machine Drive	2015	1.5555555556%	2034	6.999999863%	2034	6.999999863%
55	Industrial	Plastics & Polymers	All	HVAC	Optimized Duct Design to Improve Efficiency	Facility HVAC	2015	1.3333333333%	2034	5.999999882%	2034	5.999999882%
56	Industrial	Plastics & Polymers	All	PH	Advanced Water Heater Controls	Process Heating	2016	1.2449950692%	2034	5.999987227%	2034	5.999987227%
57	Industrial	Plastics & Polymers	All	PH	Process Heat Recovery to Preheat Makeup Water	Process Heating	2016	1.2449950692%	2034	5.999987227%	2034	5.999987227%

*N/A: Measure did not pass measure level screening and therefore was not included in a program.

MEASURE DESCRIPTION							PARTICIPATION HIGH CASE					
Measure ID	Sector	Sub-Sector	Building Type	End Use	Measure Name	Program	First Year of Participation (So Year)	First Year Annual Participation Rate (So)	Year of Maximum Annual Participation (Smax Year)	Maximum Annual Participation Rate (Smax)	Final Year of Participation (Fo Year)	Final Year Annual Participation Rate (Fo)
58	Industrial	Plastics & Polymers	All	PH	Air Curtains (Oven)	Process Heating	2016	1.2449950692%	2034	5.999987227%	2034	5.999987227%
59	Industrial	Plastics & Polymers	All	PH	Insulation (Oven)	Process Heating	2016	1.2449950692%	2034	5.999987227%	2034	5.999987227%
60	Industrial	Plastics & Polymers	All	PH	Preventative Oven Maintenance	Process Heating	2016	1.2449950692%	2034	5.999987227%	2034	5.999987227%
61	Industrial	Plastics & Polymers	All	PH	Air Curtains (Dryer)	Process Heating	2016	1.2449950692%	2034	5.999987227%	2034	5.999987227%
62	Industrial	Plastics & Polymers	All	PH	Insulation (Dryer)	Process Heating	2016	1.2449950692%	2034	5.999987227%	2034	5.999987227%
63	Industrial	Plastics & Polymers	All	PH	Preventative Dryer Maintenance	Process Heating	2016	1.2449950692%	2034	5.999987227%	2034	5.999987227%
64	Industrial	Plastics & Polymers	All	PH	Optimized Distribution System	Process Heating	2016	1.2449950692%	2034	5.999987227%	2034	5.999987227%
65	Industrial	Plastics & Polymers	All	PCR	High Efficiency Chiller	Process Cooling and Refrigeration	2016	1.2449950692%	2034	5.999987227%	2034	5.999987227%
66	Industrial	Plastics & Polymers	All	PCR	Floating head pressure controls	Process Cooling and Refrigeration	2016	1.2449950692%	2034	5.999987227%	2034	5.999987227%
67	Industrial	Plastics & Polymers	All	PCR	Premium Efficiency Refrigeration Control System	Process Cooling and Refrigeration	2016	0.7702142067%	2034	3.711882493%	2034	3.711882493%
68	Industrial	Plastics & Polymers	All	PCR	Smart Defrost Controls	Process Cooling and Refrigeration	2016	1.2449950692%	2034	5.999987227%	2034	5.999987227%
69	Industrial	Plastics & Polymers	All	PCR	Doors, Covers and Curtains	Process Cooling and Refrigeration	2016	1.2449950692%	2034	5.999987227%	2034	5.999987227%
70	Industrial	Plastics & Polymers	All	PCR	Optimized chilled water temperature and/or optimized condenser temperature	Process Cooling and Refrigeration	2016	1.2449950692%	2034	5.999987227%	2034	5.999987227%
71	Industrial	Plastics & Polymers	All	PCR	Preventative Refrigeration/cooling System Maintenance	Process Cooling and Refrigeration	2016	1.2449950692%	2034	5.999987227%	2034	5.999987227%
72	Industrial	Plastics & Polymers	All	PCR	Optimized condenser pressure	Process Cooling and Refrigeration	2015	1.3333333333%	2034	5.999999882%	2034	5.999999882%
73	Industrial	Plastics & Polymers	All	PCR	Free cooling	Process Cooling and Refrigeration	2016	1.2449950692%	2034	5.999987227%	2034	5.999987227%
74	Industrial	Plastics & Polymers	All	PCR	Improve Insulation of Refrigeration System	Process Cooling and Refrigeration	2016	1.2449950692%	2034	5.999987227%	2034	5.999987227%
75	Industrial	Plastics & Polymers	All	ONPU	HE Dry-Type Transformers	Other Process/Non-Process Use	2016	1.2449950692%	2034	5.999987227%	2034	5.999987227%
76	Industrial	Small Industrial	All	Machine Drive	Sub-Metering and Interval Metering	Machine Drive	2016	0.3112487673%	2034	1.499996807%	2034	1.499996807%
77	Industrial	Small Industrial	All	Machine Drive	Integrated control system	Machine Drive	2016	0.3112487673%	2034	1.499996807%	2034	1.499996807%
78	Industrial	Small Industrial	All	OPU	HE Dry-Type Transformers	Other Process/Non-Process Use	2016	0.3112487673%	2034	1.499996807%	2034	1.499996807%
79	Industrial	Small Industrial	All	PH	Advanced water heater controls	Process Heating	2016	0.3112487673%	2034	1.499996807%	2034	1.499996807%
80	Industrial	Small Industrial	All	PH	Process Heat Recovery to Preheat Makeup Water	Process Heating	2016	0.3112487673%	2034	1.499996807%	2034	1.499996807%
81	Industrial	Small Industrial	All	PH	Air Curtains (Oven)	Process Heating	2016	0.3112487673%	2034	1.499996807%	2034	1.499996807%
82	Industrial	Small Industrial	All	PH	Insulation (Oven)	Process Heating	2016	0.3112487673%	2034	1.499996807%	2034	1.499996807%
83	Industrial	Small Industrial	All	PH	Preventative Oven Maintenance	Process Heating	2015	0.3000000000%	2034	1.499996114%	2034	1.499996114%
84	Industrial	Small Industrial	All	PH	Air Curtains (Dryer)	Process Heating	2016	0.3112487673%	2034	1.499996807%	2034	1.499996807%
85	Industrial	Small Industrial	All	PH	Insulation (Dryer)	Process Heating	2016	0.3112487673%	2034	1.499996807%	2034	1.499996807%
86	Industrial	Small Industrial	All	PH	Preventative Dryer Maintenance	Process Heating	2015	0.3000000000%	2034	1.499996114%	2034	1.499996114%
87	Industrial	Small Industrial	All	PH	Preventative Furnace Maintenance	Process Heating	2015	0.3000000000%	2034	1.499996114%	2034	1.499996114%
88	Industrial	Small Industrial	All	PH	Insulation (Furnace)	Process Heating	2016	0.3112487673%	2034	1.499996807%	2034	1.499996807%
89	Industrial	Small Industrial	All	PH	Preventative Kiln Maintenance	Process Heating	2015	0.3000000000%	2034	1.499996114%	2034	1.499996114%
90	Industrial	Small Industrial	All	PH	Insulation (Kiln)	Process Heating	2016	0.3112487673%	2034	1.499996807%	2034	1.499996807%
91	Industrial	Small Industrial	All	PCR	High Efficiency Chiller	Process Cooling and Refrigeration	2016	0.1598895711%	2034	0.770553561%	2034	0.770553561%
92	Industrial	Small Industrial	All	PCR	Optimized Distribution System	Process Cooling and Refrigeration	2016	0.3112487673%	2034	1.499996807%	2034	1.499996807%
93	Industrial	Small Industrial	All	PCR	Floating head pressure controls	Process Cooling and Refrigeration	2016	0.3112487673%	2034	1.499996807%	2034	1.499996807%
94	Industrial	Small Industrial	All	PCR	Premium efficiency refrigeration control system	Process Cooling and Refrigeration	2016	0.0703487640%	2034	0.339030809%	2034	0.339030809%
95	Industrial	Small Industrial	All	PCR	Smart Defrost Controls	Process Cooling and Refrigeration	2016	0.3112487673%	2034	1.499996807%	2034	1.499996807%
96	Industrial	Small Industrial	All	PCR	Doors, Covers and Curtains	Process Cooling and Refrigeration	2016	0.3112487673%	2034	1.499996807%	2034	1.499996807%
97	Industrial	Small Industrial	All	PCR	Optimized chilled water temperature and/or optimized condenser temperature	Process Cooling and Refrigeration	2015	0.3000000000%	2034	1.499996114%	2034	1.499996114%
98	Industrial	Small Industrial	All	PCR	Preventative refrigeration/cooling system maintenance	Process Cooling and Refrigeration	2015	0.3000000000%	2034	1.499996114%	2034	1.499996114%
99	Industrial	Small Industrial	All	PCR	Optimized condenser pressure	Process Cooling and Refrigeration	2015	0.3000000000%	2034	1.499996114%	2034	1.499996114%
100	Industrial	Small Industrial	All	PCR	VSD on chiller compressor	Process Cooling and Refrigeration	2016	0.3112487673%	2034	1.499996807%	2034	1.499996807%
101	Industrial	Small Industrial	All	PCR	Free cooling	Process Cooling and Refrigeration	2016	0.3112487673%	2034	1.499996807%	2034	1.499996807%
102	Industrial	Small Industrial	All	PCR	Improve insulation of refrigeration system	Process Cooling and Refrigeration	2016	0.3112487673%	2034	1.499996807%	2034	1.499996807%
103	Industrial	Small Industrial	All	Pumps	High/Premium Efficiency Motors (Pumps)	Machine Drive	2016	0.3112487673%	2034	1.499996807%	2034	1.499996807%
104	Industrial	Small Industrial	All	Pumps	Impeller Trimming (Pump)	Machine Drive	2016	0.3112487673%	2034	1.499996807%	2034	1.499996807%
105	Industrial	Small Industrial	All	Pumps	Optimization of pumping system	Machine Drive	2016	0.3112487673%	2034	1.499996807%	2034	1.499996807%
106	Industrial	Small Industrial	All	Pumps	Premium Efficiency Control with ASDs (Pumps)	Machine Drive	2016	0.3112487673%	2034	1.499996807%	2034	1.499996807%
107	Industrial	Small Industrial	All	Pumps	Preventative Pump Maintenance	Machine Drive	2015	0.3000000000%	2034	1.499996114%	2034	1.499996114%
108	Industrial	Small Industrial	All	Fans	High/Premium Efficiency Motors (Fans)	Machine Drive	2016	0.3112487673%	2034	1.499996807%	2034	1.499996807%
109	Industrial	Small Industrial	All	Fans	Impeller Trimming or Inlet Guide Vanes	Machine Drive	2016	0.3112487673%	2034	1.499996807%	2034	1.499996807%
110	Industrial	Small Industrial	All	HVAC	Optimized duct design to improve efficiency	Facility HVAC	2015	0.2127050845%	2034	0.957172041%	2034	0.957172041%
111	Industrial	Small Industrial	All	Fans	Premium efficiency control, with ASD (Fans)	Machine Drive	2016	0.3112487673%	2034	1.499996807%	2034	1.499996807%
112	Industrial	Small Industrial	All	Fans	Synchronous Belts (Fans)	Machine Drive	2016	0.3112487673%	2034	1.499996807%	2034	1.499996807%
113	Industrial	Small Industrial	All	Fans	Preventative Fan Maintenance	Machine Drive	2015	0.3000000000%	2034	1.499996114%	2034	1.499996114%
114	Industrial	Small Industrial	All	Motor - Other Applications	Premium Efficiency Control with ASDs (Other motors)	Machine Drive	2016	0.3112487673%	2034	1.499996807%	2034	1.499996807%
115	Industrial	Small Industrial	All	Motor - Other Applications	High/Premium Efficiency Motors	Machine Drive	2016	0.3112487673%	2034	1.499996807%	2034	1.499996807%
116	Industrial	Small Industrial	All	Motor - Other Applications	Correctly sized motors	Machine Drive	2016	0.3112487673%	2034	1.499996807%	2034	1.499996807%
117	Industrial	Small Industrial	All	Motor - Other Applications	Optimized motor control	Machine Drive	2016	0.3112487673%	2034	1.499996807%	2034	1.499996807%

*N/A: Measure did not pass measure level screening and therefore was not included in a program.

MEASURE DESCRIPTION							PARTICIPATION HIGH CASE					
Measure ID	Sector	Sub-Sector	Building Type	End Use	Measure Name	Program	First Year of Participation (So Year)	First Year Annual Participation Rate (So)	Year of Maximum Annual Participation (Smax Year)	Maximum Annual Participation Rate (Smax)	Final Year of Participation (Fo Year)	Final Year Annual Participation Rate (Fo)
118	Industrial	Small Industrial	All	Motor - Other Applications	Synchronous Belts	Machine Drive	2016	0.3112487673%	2034	1.499996807%	2034	1.499996807%
119	Industrial	Small Industrial	All	Motor - Other Applications	Preventative Motor Maintenance	Machine Drive	2015	0.3000000000%	2034	1.499996114%	2034	1.499996114%
120	Industrial	Small Industrial	All	Compressors	Premium efficiency ASD compressor	Machine Drive	2016	0.2248162488%	2034	1.083453786%	2034	1.083453786%
121	Industrial	Small Industrial	All	Compressors	Optimized Distribution System	Machine Drive	2016	0.3112487673%	2034	1.499996807%	2034	1.499996807%
122	Industrial	Small Industrial	All	Compressors	Minimize operating air pressure	Machine Drive	2015	0.3000000000%	2034	1.499996114%	2034	1.499996114%
123	Industrial	Small Industrial	All	Compressors	Optimized sizing of compressor system	Machine Drive	2016	0.3112487673%	2034	1.499996807%	2034	1.499996807%
124	Industrial	Small Industrial	All	Compressors	Optimized sizes of air receiver tanks	Machine Drive	2016	0.3112487673%	2034	1.499996807%	2034	1.499996807%
125	Industrial	Small Industrial	All	Compressors	Use cooler air from outside for make up air	Machine Drive	2016	0.3112487673%	2034	1.499996807%	2034	1.499996807%
126	Industrial	Small Industrial	All	Compressors	Premium Efficiency Air Dryer (compressors)	Machine Drive	2016	0.3112487673%	2034	1.499996807%	2034	1.499996807%
127	Industrial	Small Industrial	All	Compressors	Sequencing Control	Machine Drive	2016	0.3112487673%	2034	1.499996807%	2034	1.499996807%
128	Industrial	Small Industrial	All	Compressors	Eliminate air leaks	Machine Drive	2016	0.3112487673%	2034	1.499996807%	2034	1.499996807%
129	Industrial	Small Industrial	All	Compressors	Synchronous Belts for Air Compressors	Machine Drive	2016	0.3112487673%	2034	1.499996807%	2034	1.499996807%
130	Industrial	Small Industrial	All	Compressors	Replace compressed air use with mechanical or electrical	Machine Drive	2016	0.3112487673%	2034	1.499996807%	2034	1.499996807%
131	Industrial	Small Industrial	All	Compressors	Premium efficiency ASD compressor	Machine Drive	2016	0.3112487673%	2034	1.499996807%	2034	1.499996807%
132	Industrial	Small Industrial	All	Compressors	Compression ratio optimization (gas compressor)	Machine Drive	2016	0.3112487673%	2034	1.499996807%	2034	1.499996807%
133	Industrial	Small Industrial	All	Compressors	Retrofit internal parts of existing centrifugal compressors	Machine Drive	2016	0.3112487673%	2034	1.499996807%	2034	1.499996807%
134	Industrial	Small Industrial	All	Compressors	Gas compressor right sizing	Machine Drive	2016	0.3112487673%	2034	1.499996807%	2034	1.499996807%
135	Industrial	Small Industrial	All	Compressors	Volume pocket adjustments	Machine Drive	2015	0.3000000000%	2034	1.499996114%	2034	1.499996114%
136	Industrial	Small Industrial	All	Compressors	Minimum cylinder clearance	Machine Drive	2016	0.3112487673%	2034	1.499996807%	2034	1.499996807%
137	Industrial	Small Industrial	All	Compressors	Synchronous Belts for Air or Gas Compressors	Machine Drive	2016	0.3112487673%	2034	1.499996807%	2034	1.499996807%
138	Industrial	Small Industrial	All	HVAC	Air Source Heat Pump for Backup Generators	Facility HVAC	2015	0.0037313845%	2034	0.016791216%	2034	0.016791216%
139	Industrial	Small Industrial	All	ONPU	High efficiency battery charger (for forklifts)	Other Process/Non-Process Use	2016	0.3112487673%	2034	1.499996807%	2034	1.499996807%
140	Industrial	Small Industrial	All	HVAC	Free cooling	Facility HVAC	2015	0.3333333333%	2034	1.499998685%	2034	1.499998685%
141	Industrial	Small Industrial	All	HVAC	Radiant Heaters	*N/A	*N/A	*N/A	*N/A	*N/A	*N/A	*N/A
142	Industrial	Small Industrial	All	HVAC	High efficiency non-packaged HVAC equipment	*N/A	*N/A	*N/A	*N/A	*N/A	*N/A	*N/A
143	Industrial	Small Industrial	All	HVAC	Seasonal Temperature Settings Adjustments	Facility HVAC	2015	0.3333333333%	2034	1.499998685%	2034	1.499998685%
144	Industrial	Small Industrial	All	HVAC	High-efficiency rooftop AC with an EER of 13.5	Facility HVAC	2015	0.3333333333%	2034	1.499998685%	2034	1.499998685%
145	Industrial	Small Industrial	All	HVAC	Ground Source Heat Pump	Facility HVAC	2015	0.0000095882%	2034	0.000043147%	2034	0.000043147%
146	Industrial	Small Industrial	All	HVAC	Ventilation Heat Recovery	*N/A	*N/A	*N/A	*N/A	*N/A	*N/A	*N/A
147	Industrial	Small Industrial	All	HVAC	Automated Temperature Control	Facility HVAC	2015	0.3333333333%	2034	1.499998685%	2034	1.499998685%
148	Industrial	Small Industrial	All	HVAC	Reduced Temperature Settings	Facility HVAC	2015	0.3333333333%	2034	1.499998685%	2034	1.499998685%
149	Industrial	Small Industrial	All	HVAC	Destratification Fans	Facility HVAC	2015	0.3333333333%	2034	1.499998685%	2034	1.499998685%
150	Industrial	Small Industrial	All	HVAC	Warehouse Loading Dock Seals	Facility HVAC	2015	0.3333333333%	2034	1.499998685%	2034	1.499998685%
151	Industrial	Small Industrial	All	HVAC	Air Curtains	Facility HVAC	2015	0.1421869854%	2034	0.639840874%	2034	0.639840874%
152	Industrial	Small Industrial	All	HVAC	Preventative Packaged HVAC Maintenance	Facility HVAC	2015	0.3333333333%	2034	1.499998685%	2034	1.499998685%
153	Industrial	Small Industrial	All	HVAC	Heat Recovery from Processes to Heat Ventilation Make-up Air	*N/A	*N/A	*N/A	*N/A	*N/A	*N/A	*N/A
154	Industrial	Small Industrial	All	FL	High efficiency ballasts for lighting	Facility Lighting	2015	0.3333333333%	2034	1.499998685%	2034	1.499998685%
155	Industrial	Small Industrial	All	FL	High Efficiency Light fixtures	Facility Lighting	2015	0.2811091394%	2034	1.264990018%	2034	1.264990018%
156	Industrial	Small Industrial	All	FL	Efficient Lighting Design	Facility Lighting	2015	0.3333333333%	2034	1.499998685%	2034	1.499998685%
157	Industrial	Small Industrial	All	FL	Lighting controls: on/off timer settings	Facility Lighting	2015	0.3333333333%	2034	1.499998685%	2034	1.499998685%
158	Industrial	Small Industrial	All	FL	Lighting controls: occupancy sensors	Facility Lighting	2015	0.0189788425%	2034	0.085404717%	2034	0.085404717%
159	Industrial	Small Industrial	All	HVAC	Ventilation Optimization	Facility HVAC	2015	0.2127050845%	2034	0.957172041%	2034	0.957172041%
160	Industrial	Small Industrial	All	HVAC	Premium efficiency ventilation control with VSD	Facility HVAC	2015	0.3333333333%	2034	1.499998685%	2034	1.499998685%
161	Industrial	Small Industrial	All	HVAC	Demand-Controlled Ventilation	Facility HVAC	2015	0.0288346951%	2034	0.129756014%	2034	0.129756014%
162	Industrial	Chlor-alkali	All	OPU/ONPU	Sub-Metering and Interval Metering	Other Process/Non-Process Use	2016	0.0622497535%	2034	0.299999361%	2034	0.299999361%
163	Industrial	Chlor-alkali	All	OPU/ONPU	Integrated control system	Other Process/Non-Process Use	2016	0.0622497535%	2034	0.299999361%	2034	0.299999361%
164	Industrial	Chlor-alkali	All	OPU/ONPU	HE Dry-Type Transformers	Other Process/Non-Process Use	2016	0.0622497535%	2034	0.299999361%	2034	0.299999361%
165	Industrial	Chlor-alkali	All	OPU/ONPU	Advanced water heater controls	Other Process/Non-Process Use	2016	0.0622497535%	2034	0.299999361%	2034	0.299999361%
166	Industrial	Chlor-alkali	All	OPU/ONPU	Process Heat Recovery to Preheat Makeup Water	Other Process/Non-Process Use	2016	0.0622497535%	2034	0.299999361%	2034	0.299999361%
167	Industrial	Chlor-alkali	All	OPU/ONPU	Air Curtains (Oven)	Other Process/Non-Process Use	2016	0.0622497535%	2034	0.299999361%	2034	0.299999361%
168	Industrial	Chlor-alkali	All	OPU/ONPU	Insulation (Oven)	Other Process/Non-Process Use	2016	0.0622497535%	2034	0.299999361%	2034	0.299999361%
169	Industrial	Chlor-alkali	All	OPU/ONPU	Preventative Oven Maintenance	Other Process/Non-Process Use	2015	0.0666666667%	2034	0.299999994%	2034	0.299999994%
170	Industrial	Chlor-alkali	All	OPU/ONPU	Air Curtains (Dryer)	Other Process/Non-Process Use	2016	0.0622497535%	2034	0.299999361%	2034	0.299999361%
171	Industrial	Chlor-alkali	All	OPU/ONPU	Insulation (Dryer)	Other Process/Non-Process Use	2016	0.0622497535%	2034	0.299999361%	2034	0.299999361%
172	Industrial	Chlor-alkali	All	OPU/ONPU	Preventative Dryer Maintenance	Other Process/Non-Process Use	2015	0.0666666667%	2034	0.299999994%	2034	0.299999994%
173	Industrial	Chlor-alkali	All	OPU/ONPU	Preventative Furnace Maintenance	Other Process/Non-Process Use	2015	0.0666666667%	2034	0.299999994%	2034	0.299999994%
174	Industrial	Chlor-alkali	All	OPU/ONPU	Insulation (Furnace)	Other Process/Non-Process Use	2016	0.0622497535%	2034	0.299999361%	2034	0.299999361%
175	Industrial	Chlor-alkali	All	OPU/ONPU	Preventative Kiln Maintenance	Other Process/Non-Process Use	2015	0.0666666667%	2034	0.299999994%	2034	0.299999994%
176	Industrial	Chlor-alkali	All	OPU/ONPU	Insulation (Kiln)	Other Process/Non-Process Use	2016	0.0622497535%	2034	0.299999361%	2034	0.299999361%
177	Industrial	Chlor-alkali	All	OPU/ONPU	High Efficiency Chiller	Other Process/Non-Process Use	2016	0.0622497535%	2034	0.299999361%	2034	0.299999361%

*N/A: Measure did not pass measure level screening and therefore was not included in a program.

MEASURE DESCRIPTION							PARTICIPATION HIGH CASE					
Measure ID	Sector	Sub-Sector	Building Type	End Use	Measure Name	Program	First Year of Participation (So Year)	First Year Annual Participation Rate (So)	Year of Maximum Annual Participation (Smax Year)	Maximum Annual Participation Rate (Smax)	Final Year of Participation (Fo Year)	Final Year Annual Participation Rate (Fo)
178	Industrial	Chlor-alkali	All	OPU/ONPU	Optimized Distribution System	Other Process/Non-Process Use	2016	0.0622497535%	2034	0.299999361%	2034	0.299999361%
179	Industrial	Chlor-alkali	All	OPU/ONPU	Floating head pressure controls	Other Process/Non-Process Use	2016	0.0622497535%	2034	0.299999361%	2034	0.299999361%
180	Industrial	Chlor-alkali	All	OPU/ONPU	Premium efficiency refrigeration control system	Other Process/Non-Process Use	2016	0.0385107103%	2034	0.185594125%	2034	0.185594125%
181	Industrial	Chlor-alkali	All	OPU/ONPU	Smart Defrost Controls	Other Process/Non-Process Use	2016	0.0622497535%	2034	0.299999361%	2034	0.299999361%
182	Industrial	Chlor-alkali	All	OPU/ONPU	Doors, Covers and Curtains	Other Process/Non-Process Use	2016	0.0622497535%	2034	0.299999361%	2034	0.299999361%
183	Industrial	Chlor-alkali	All	OPU/ONPU	Optimized chilled water temperature and/or optimized condenser temperature	Other Process/Non-Process Use	2015	0.0666666667%	2034	0.299999994%	2034	0.299999994%
184	Industrial	Chlor-alkali	All	OPU/ONPU	Preventative refrigeration/cooling system maintenance	Other Process/Non-Process Use	2015	0.0666666667%	2034	0.299999994%	2034	0.299999994%
185	Industrial	Chlor-alkali	All	OPU/ONPU	Optimized condenser pressure	Other Process/Non-Process Use	2015	0.0666666667%	2034	0.299999994%	2034	0.299999994%
186	Industrial	Chlor-alkali	All	OPU/ONPU	VSD on chiller compressor	Other Process/Non-Process Use	2016	0.0622497535%	2034	0.299999361%	2034	0.299999361%
187	Industrial	Chlor-alkali	All	OPU/ONPU	Free cooling	Other Process/Non-Process Use	2016	0.0622497535%	2034	0.299999361%	2034	0.299999361%
188	Industrial	Chlor-alkali	All	OPU/ONPU	Improve insulation of refrigeration system	Other Process/Non-Process Use	2016	0.0622497535%	2034	0.299999361%	2034	0.299999361%
189	Industrial	Chlor-alkali	All	OPU/ONPU	High/Premium Efficiency Motors (Pumps)	Other Process/Non-Process Use	2016	0.0622497535%	2034	0.299999361%	2034	0.299999361%
190	Industrial	Chlor-alkali	All	OPU/ONPU	Impeller Trimming (Pump)	Other Process/Non-Process Use	2016	0.0622497535%	2034	0.299999361%	2034	0.299999361%
191	Industrial	Chlor-alkali	All	OPU/ONPU	Optimization of pumping system	Other Process/Non-Process Use	2016	0.0622497535%	2034	0.299999361%	2034	0.299999361%
192	Industrial	Chlor-alkali	All	OPU/ONPU	Premium Efficiency Control with ASDs (Pumps)	Other Process/Non-Process Use	2016	0.0622497535%	2034	0.299999361%	2034	0.299999361%
193	Industrial	Chlor-alkali	All	OPU/ONPU	Preventative Pump Maintenance	Other Process/Non-Process Use	2015	0.0666666667%	2034	0.299999994%	2034	0.299999994%
194	Industrial	Chlor-alkali	All	OPU/ONPU	High/Premium Efficiency Motors (Fans)	Other Process/Non-Process Use	2016	0.0622497535%	2034	0.299999361%	2034	0.299999361%
195	Industrial	Chlor-alkali	All	OPU/ONPU	Impeller Trimming or Inlet Guide Vanes	Other Process/Non-Process Use	2016	0.0622497535%	2034	0.299999361%	2034	0.299999361%
196	Industrial	Chlor-alkali	All	OPU/ONPU	Optimized duct design to improve efficiency	Other Process/Non-Process Use	2016	0.0622497535%	2034	0.299999361%	2034	0.299999361%
197	Industrial	Chlor-alkali	All	OPU/ONPU	Premium efficiency control, with ASD (Fans)	Other Process/Non-Process Use	2016	0.0622497535%	2034	0.299999361%	2034	0.299999361%
198	Industrial	Chlor-alkali	All	OPU/ONPU	Synchronous Belts (Fans)	Other Process/Non-Process Use	2016	0.0622497535%	2034	0.299999361%	2034	0.299999361%
199	Industrial	Chlor-alkali	All	OPU/ONPU	Preventative Fan Maintenance	Other Process/Non-Process Use	2015	0.0666666667%	2034	0.299999994%	2034	0.299999994%
200	Industrial	Chlor-alkali	All	OPU/ONPU	Premium Efficiency Control with ASDs (Other motors)	Other Process/Non-Process Use	2016	0.0622497535%	2034	0.299999361%	2034	0.299999361%
201	Industrial	Chlor-alkali	All	OPU/ONPU	High/Premium Efficiency Motors	Other Process/Non-Process Use	2016	0.0622497535%	2034	0.299999361%	2034	0.299999361%
202	Industrial	Chlor-alkali	All	OPU/ONPU	Correctly sized motors	Other Process/Non-Process Use	2016	0.0622497535%	2034	0.299999361%	2034	0.299999361%
203	Industrial	Chlor-alkali	All	OPU/ONPU	Optimized motor control	Other Process/Non-Process Use	2016	0.0622497535%	2034	0.299999361%	2034	0.299999361%
204	Industrial	Chlor-alkali	All	OPU/ONPU	Synchronous Belts	Other Process/Non-Process Use	2016	0.0622497535%	2034	0.299999361%	2034	0.299999361%
205	Industrial	Chlor-alkali	All	OPU/ONPU	Preventative Motor Maintenance	Other Process/Non-Process Use	2015	0.0666666667%	2034	0.299999994%	2034	0.299999994%
206	Industrial	Chlor-alkali	All	OPU/ONPU	Premium efficiency ASD compressor	Other Process/Non-Process Use	2016	0.0622497535%	2034	0.299999361%	2034	0.299999361%
207	Industrial	Chlor-alkali	All	OPU/ONPU	Optimized Distribution System	Other Process/Non-Process Use	2016	0.0622497535%	2034	0.299999361%	2034	0.299999361%
208	Industrial	Chlor-alkali	All	OPU/ONPU	Minimize operating air pressure	Other Process/Non-Process Use	2015	0.0666666667%	2034	0.299999994%	2034	0.299999994%
209	Industrial	Chlor-alkali	All	OPU/ONPU	Optimized sizing of compressor system	Other Process/Non-Process Use	2016	0.0622497535%	2034	0.299999361%	2034	0.299999361%
210	Industrial	Chlor-alkali	All	OPU/ONPU	Optimized sizes of air receiver tanks	Other Process/Non-Process Use	2016	0.0622497535%	2034	0.299999361%	2034	0.299999361%
211	Industrial	Chlor-alkali	All	OPU/ONPU	Use cooler air from outside for make up air	Other Process/Non-Process Use	2015	0.0666666667%	2034	0.299999994%	2034	0.299999994%
212	Industrial	Chlor-alkali	All	OPU/ONPU	Premium Efficiency Air Dryer (compressors)	Other Process/Non-Process Use	2016	0.0622497535%	2034	0.299999361%	2034	0.299999361%
213	Industrial	Chlor-alkali	All	OPU/ONPU	Sequencing Control	Other Process/Non-Process Use	2016	0.0622497535%	2034	0.299999361%	2034	0.299999361%
214	Industrial	Chlor-alkali	All	OPU/ONPU	Eliminate air leaks	Other Process/Non-Process Use	2016	0.0622497535%	2034	0.299999361%	2034	0.299999361%
215	Industrial	Chlor-alkali	All	OPU/ONPU	Synchronous Belts for Air Compressors	Other Process/Non-Process Use	2016	0.0622497535%	2034	0.299999361%	2034	0.299999361%
216	Industrial	Chlor-alkali	All	OPU/ONPU	Replace compressed air use with mechanical or electrical	Other Process/Non-Process Use	2016	0.0622497535%	2034	0.299999361%	2034	0.299999361%
217	Industrial	Chlor-alkali	All	OPU/ONPU	Premium efficiency ASD compressor	Other Process/Non-Process Use	2016	0.0622497535%	2034	0.299999361%	2034	0.299999361%
218	Industrial	Chlor-alkali	All	OPU/ONPU	Compression ratio optimization (gas compressor)	Other Process/Non-Process Use	2016	0.0622497535%	2034	0.299999361%	2034	0.299999361%
219	Industrial	Chlor-alkali	All	OPU/ONPU	Retrofit internal parts of existing centrifugal compressors	Other Process/Non-Process Use	2016	0.0622497535%	2034	0.299999361%	2034	0.299999361%
220	Industrial	Chlor-alkali	All	OPU/ONPU	Gas compressor right sizing	Other Process/Non-Process Use	2016	0.0622497535%	2034	0.299999361%	2034	0.299999361%
221	Industrial	Chlor-alkali	All	OPU/ONPU	Volume pocket adjustments	Other Process/Non-Process Use	2015	0.0666666667%	2034	0.299999994%	2034	0.299999994%
222	Industrial	Chlor-alkali	All	OPU/ONPU	Minimum cylinder clearance	Other Process/Non-Process Use	2016	0.0622497535%	2034	0.299999361%	2034	0.299999361%
223	Industrial	Chlor-alkali	All	OPU/ONPU	Synchronous Belts for Air or Gas Compressors	Other Process/Non-Process Use	2016	0.0622497535%	2034	0.299999361%	2034	0.299999361%
224	Industrial	Chlor-alkali	All	OPU/ONPU	Air Source Heat Pump for Backup Generators	Other Process/Non-Process Use	2016	0.0052205832%	2034	0.025159483%	2034	0.025159483%
225	Industrial	Chlor-alkali	All	OPU/ONPU	High efficiency battery charger (for forklifts)	Other Process/Non-Process Use	2016	0.0622497535%	2034	0.299999361%	2034	0.299999361%
226	Industrial	Chlor-alkali	All	OPU/ONPU	Free cooling	Other Process/Non-Process Use	2015	0.0666666667%	2034	0.299999994%	2034	0.299999994%
227	Industrial	Chlor-alkali	All	OPU/ONPU	Radiant Heaters	*N/A	*N/A	*N/A	*N/A	*N/A	*N/A	*N/A
228	Industrial	Chlor-alkali	All	OPU/ONPU	High efficiency non-packaged HVAC equipment	*N/A	*N/A	*N/A	*N/A	*N/A	*N/A	*N/A
229	Industrial	Chlor-alkali	All	OPU/ONPU	Seasonal Temperature Settings Adjustments	Other Process/Non-Process Use	2015	0.0666666667%	2034	0.299999994%	2034	0.299999994%
230	Industrial	Chlor-alkali	All	OPU/ONPU	High-efficiency rooftop AC with an EER of 13.5	Other Process/Non-Process Use	2015	0.0666666667%	2034	0.299999994%	2034	0.299999994%
231	Industrial	Chlor-alkali	All	OPU/ONPU	Ground Source Heat Pump	Other Process/Non-Process Use	2015	0.0001043501%	2034	0.000469575%	2034	0.000469575%
232	Industrial	Chlor-alkali	All	OPU/ONPU	Ventilation Heat Recovery	Other Process/Non-Process Use	2015	0.0000003544%	2034	0.000001595%	2034	0.000001595%
233	Industrial	Chlor-alkali	All	OPU/ONPU	Automated Temperature Control	Other Process/Non-Process Use	2015	0.0666666667%	2034	0.299999994%	2034	0.299999994%
234	Industrial	Chlor-alkali	All	OPU/ONPU	Reduced Temperature Settings	Other Process/Non-Process Use	2015	0.0666666667%	2034	0.299999994%	2034	0.299999994%
235	Industrial	Chlor-alkali	All	OPU/ONPU	Destratification Fans	Other Process/Non-Process Use	2015	0.0666666667%	2034	0.299999994%	2034	0.299999994%
236	Industrial	Chlor-alkali	All	OPU/ONPU	Warehouse Loading Dock Seals	Other Process/Non-Process Use	2015	0.0666666667%	2034	0.299999994%	2034	0.299999994%
237	Industrial	Chlor-alkali	All	OPU/ONPU	Air Curtains	Other Process/Non-Process Use	2015	0.0636393730%	2034	0.286377173%	2034	0.286377173%

*N/A: Measure did not pass measure level screening and therefore was not included in a program.

MEASURE DESCRIPTION							PARTICIPATION HIGH CASE					
Measure ID	Sector	Sub-Sector	Building Type	End Use	Measure Name	Program	First Year of Participation (So Year)	First Year Annual Participation Rate (So)	Year of Maximum Annual Participation (Smax Year)	Maximum Annual Participation Rate (Smax)	Final Year of Participation (Fo Year)	Final Year Annual Participation Rate (Fo)
238	Industrial	Chlor-alkali	All	OPU/ONPU	Preventative Packaged HVAC Maintenance	Other Process/Non-Process Use	2015	0.0666666667%	2034	0.299999994%	2034	0.299999994%
239	Industrial	Chlor-alkali	All	OPU/ONPU	Heat Recovery from Processes to Heat Ventilation Make-up Air	*N/A	*N/A	*N/A	*N/A	*N/A	*N/A	*N/A
240	Industrial	Chlor-alkali	All	OPU/ONPU	High efficiency ballasts for lighting	Other Process/Non-Process Use	2015	0.0666666667%	2034	0.299999994%	2034	0.299999994%
241	Industrial	Chlor-alkali	All	OPU/ONPU	High Efficiency Light fixtures	Other Process/Non-Process Use	2015	0.0666666667%	2034	0.299999994%	2034	0.299999994%
242	Industrial	Chlor-alkali	All	OPU/ONPU	Efficient Lighting Design	Other Process/Non-Process Use	2015	0.0666666667%	2034	0.299999994%	2034	0.299999994%
243	Industrial	Chlor-alkali	All	OPU/ONPU	Lighting controls: on/off timer settings	Other Process/Non-Process Use	2015	0.0666666667%	2034	0.299999994%	2034	0.299999994%
244	Industrial	Chlor-alkali	All	OPU/ONPU	Lighting controls: occupancy sensors	Other Process/Non-Process Use	2015	0.0165357261%	2034	0.074410766%	2034	0.074410766%
245	Industrial	Chlor-alkali	All	OPU/ONPU	Ventilation Optimization	Other Process/Non-Process Use	2015	0.0666666667%	2034	0.299999994%	2034	0.299999994%
246	Industrial	Chlor-alkali	All	OPU/ONPU	Premium efficiency ventilation control with VSD	Other Process/Non-Process Use	2015	0.0666666667%	2034	0.299999994%	2034	0.299999994%
247	Industrial	Chlor-alkali	All	OPU/ONPU	Demand-Controlled Ventilation	Other Process/Non-Process Use	2015	0.0218534679%	2034	0.098340604%	2034	0.098340604%
248	Industrial	Pulp & Paper	All	Machine Drive	Sub-Metering and Interval Metering	Machine Drive	2016	1.4524942475%	2034	6.999985098%	2034	6.999985098%
249	Industrial	Pulp & Paper	All	Machine Drive	Integrated control system	Machine Drive	2016	1.4524942475%	2034	6.999985098%	2034	6.999985098%
250	Industrial	Pulp & Paper	All	ONPU	HE Dry-Type Transformers	Other Process/Non-Process Use	2016	1.2449950692%	2034	5.999987227%	2034	5.999987227%
251	Industrial	Pulp & Paper	All	ONPU	Advanced water heater controls	Other Process/Non-Process Use	2016	1.2449950692%	2034	5.999987227%	2034	5.999987227%
252	Industrial	Pulp & Paper	All	ONPU	Process Heat Recovery to Preheat Makeup Water	Other Process/Non-Process Use	2016	1.2449950692%	2034	5.999987227%	2034	5.999987227%
253	Industrial	Pulp & Paper	All	ONPU	Air Curtains (Oven)	Other Process/Non-Process Use	2016	1.2449950692%	2034	5.999987227%	2034	5.999987227%
254	Industrial	Pulp & Paper	All	ONPU	Insulation (Oven)	Other Process/Non-Process Use	2016	1.2449950692%	2034	5.999987227%	2034	5.999987227%
255	Industrial	Pulp & Paper	All	ONPU	Preventative Oven Maintenance	Other Process/Non-Process Use	2015	1.3333333333%	2034	5.999999882%	2034	5.999999882%
256	Industrial	Pulp & Paper	All	ONPU	Air Curtains (Dryer)	Other Process/Non-Process Use	2016	1.2449950692%	2034	5.999987227%	2034	5.999987227%
257	Industrial	Pulp & Paper	All	ONPU	Insulation (Dryer)	Other Process/Non-Process Use	2016	1.2449950692%	2034	5.999987227%	2034	5.999987227%
258	Industrial	Pulp & Paper	All	ONPU	Preventative Dryer Maintenance	Other Process/Non-Process Use	2015	1.3333333333%	2034	5.999999882%	2034	5.999999882%
259	Industrial	Pulp & Paper	All	ONPU	Preventative Furnace Maintenance	Other Process/Non-Process Use	2015	1.3333333333%	2034	5.999999882%	2034	5.999999882%
260	Industrial	Pulp & Paper	All	ONPU	Insulation (Furnace)	Other Process/Non-Process Use	2016	1.2449950692%	2034	5.999987227%	2034	5.999987227%
261	Industrial	Pulp & Paper	All	ONPU	Preventative Kiln Maintenance	Other Process/Non-Process Use	2015	1.3333333333%	2034	5.999999882%	2034	5.999999882%
262	Industrial	Pulp & Paper	All	ONPU	Insulation (Kiln)	Other Process/Non-Process Use	2016	1.2449950692%	2034	5.999987227%	2034	5.999987227%
263	Industrial	Pulp & Paper	All	ONPU	High Efficiency Chiller	Other Process/Non-Process Use	2016	1.2449950692%	2034	5.999987227%	2034	5.999987227%
264	Industrial	Pulp & Paper	All	ONPU	Optimized Distribution System	Other Process/Non-Process Use	2016	1.2449950692%	2034	5.999987227%	2034	5.999987227%
265	Industrial	Pulp & Paper	All	ONPU	Floating head pressure controls	Other Process/Non-Process Use	2016	1.2449950692%	2034	5.999987227%	2034	5.999987227%
266	Industrial	Pulp & Paper	All	ONPU	Premium efficiency refrigeration control system	Other Process/Non-Process Use	2016	0.7702142067%	2034	3.711882493%	2034	3.711882493%
267	Industrial	Pulp & Paper	All	ONPU	Smart Defrost Controls	Other Process/Non-Process Use	2016	1.2449950692%	2034	5.999987227%	2034	5.999987227%
268	Industrial	Pulp & Paper	All	ONPU	Doors, Covers and Curtains	Other Process/Non-Process Use	2016	1.2449950692%	2034	5.999987227%	2034	5.999987227%
269	Industrial	Pulp & Paper	All	ONPU	Optimized chilled water temperature and/or optimized condenser temperature	Other Process/Non-Process Use	2015	1.3333333333%	2034	5.999999882%	2034	5.999999882%
270	Industrial	Pulp & Paper	All	ONPU	Preventative refrigeration/cooling system maintenance	Other Process/Non-Process Use	2015	1.3333333333%	2034	5.999999882%	2034	5.999999882%
271	Industrial	Pulp & Paper	All	ONPU	Optimized condenser pressure	Other Process/Non-Process Use	2015	1.3333333333%	2034	5.999999882%	2034	5.999999882%
272	Industrial	Pulp & Paper	All	ONPU	VSD on chiller compressor	Other Process/Non-Process Use	2016	1.2449950692%	2034	5.999987227%	2034	5.999987227%
273	Industrial	Pulp & Paper	All	ONPU	Free cooling	Other Process/Non-Process Use	2016	1.2449950692%	2034	5.999987227%	2034	5.999987227%
274	Industrial	Pulp & Paper	All	ONPU	Improve insulation of refrigeration system	Other Process/Non-Process Use	2016	1.2449950692%	2034	5.999987227%	2034	5.999987227%
275	Industrial	Pulp & Paper	All	Pumps	High/Premium Efficiency Motors (Pumps)	Machine Drive	2016	1.4524942475%	2034	6.999985098%	2034	6.999985098%
276	Industrial	Pulp & Paper	All	Pumps	Impeller Trimming (Pump)	Machine Drive	2016	1.4524942475%	2034	6.999985098%	2034	6.999985098%
277	Industrial	Pulp & Paper	All	Pumps	Optimization of pumping system	Machine Drive	2016	1.4524942475%	2034	6.999985098%	2034	6.999985098%
278	Industrial	Pulp & Paper	All	Pumps	Premium Efficiency Control with ASDs (Pumps)	Machine Drive	2016	1.4524942475%	2034	6.999985098%	2034	6.999985098%
279	Industrial	Pulp & Paper	All	Pumps	Preventative Pump Maintenance	Machine Drive	2015	1.5555555556%	2034	6.999999863%	2034	6.999999863%
280	Industrial	Pulp & Paper	All	Fans	High/Premium Efficiency Motors (Fans)	Machine Drive	2016	1.4524942475%	2034	6.999985098%	2034	6.999985098%
281	Industrial	Pulp & Paper	All	Fans	Impeller Trimming or Inlet Guide Vanes	Machine Drive	2016	1.4524942475%	2034	6.999985098%	2034	6.999985098%
282	Industrial	Pulp & Paper	All	HVAC	Optimized duct design to improve efficiency	Facility HVAC	2015	1.3333333333%	2034	5.999999882%	2034	5.999999882%
283	Industrial	Pulp & Paper	All	Fans	Premium efficiency control, with ASD (Fans)	Machine Drive	2016	1.4524942475%	2034	6.999985098%	2034	6.999985098%
284	Industrial	Pulp & Paper	All	Fans	Synchronous Belts (Fans)	Machine Drive	2016	1.4524942475%	2034	6.999985098%	2034	6.999985098%
285	Industrial	Pulp & Paper	All	Fans	Preventative Fan Maintenance	Machine Drive	2015	1.5555555556%	2034	6.999999863%	2034	6.999999863%
286	Industrial	Pulp & Paper	All	Motor - Other Applications	Premium Efficiency Control with ASDs (Other motors)	Machine Drive	2016	1.4524942475%	2034	6.999985098%	2034	6.999985098%
287	Industrial	Pulp & Paper	All	Motor - Other Applications	High/Premium Efficiency Motors	Machine Drive	2016	1.4524942475%	2034	6.999985098%	2034	6.999985098%
288	Industrial	Pulp & Paper	All	Motor - Other Applications	Correctly sized motors	Machine Drive	2016	1.4524942475%	2034	6.999985098%	2034	6.999985098%
289	Industrial	Pulp & Paper	All	Motor - Other Applications	Optimized motor control	Machine Drive	2016	1.4524942475%	2034	6.999985098%	2034	6.999985098%
290	Industrial	Pulp & Paper	All	Motor - Other Applications	Synchronous Belts	Machine Drive	2016	1.4524942475%	2034	6.999985098%	2034	6.999985098%
291	Industrial	Pulp & Paper	All	Motor - Other Applications	Preventative Motor Maintenance	Machine Drive	2015	1.5555555556%	2034	6.999999863%	2034	6.999999863%
292	Industrial	Pulp & Paper	All	Compressors	Premium efficiency ASD compressor	Machine Drive	2016	1.4524942475%	2034	6.999985098%	2034	6.999985098%
293	Industrial	Pulp & Paper	All	Compressors	Optimized Distribution System	Machine Drive	2016	1.4524942475%	2034	6.999985098%	2034	6.999985098%
294	Industrial	Pulp & Paper	All	Compressors	Minimize operating air pressure	Machine Drive	2015	1.5555555556%	2034	6.999999863%	2034	6.999999863%
295	Industrial	Pulp & Paper	All	Compressors	Optimized sizing of compressor system	Machine Drive	2016	1.4524942475%	2034	6.999985098%	2034	6.999985098%
296	Industrial	Pulp & Paper	All	Compressors	Optimized sizes of air receiver tanks	Machine Drive	2016	1.4524942475%	2034	6.999985098%	2034	6.999985098%
297	Industrial	Pulp & Paper	All	Compressors	Use cooler air from outside for make up air	Machine Drive	2015	1.5555555556%	2034	6.999999863%	2034	6.999999863%

*N/A: Measure did not pass measure level screening and therefore was not included in a program.

MEASURE DESCRIPTION							PARTICIPATION HIGH CASE					
Measure ID	Sector	Sub-Sector	Building Type	End Use	Measure Name	Program	First Year of Participation (So Year)	First Year Annual Participation Rate (So)	Year of Maximum Annual Participation (Smax Year)	Maximum Annual Participation Rate (Smax)	Final Year of Participation (Fo Year)	Final Year Annual Participation Rate (Fo)
298	Industrial	Pulp & Paper	All	Compressors	Premium Efficiency Air Dryer (compressors)	Machine Drive	2016	1.4524942475%	2034	6.999985098%	2034	6.999985098%
299	Industrial	Pulp & Paper	All	Compressors	Sequencing Control	Machine Drive	2016	1.4524942475%	2034	6.999985098%	2034	6.999985098%
300	Industrial	Pulp & Paper	All	Compressors	Eliminate air leaks	Machine Drive	2016	1.4524942475%	2034	6.999985098%	2034	6.999985098%
301	Industrial	Pulp & Paper	All	Compressors	Synchronous Belts for Air Compressors	Machine Drive	2016	1.4524942475%	2034	6.999985098%	2034	6.999985098%
302	Industrial	Pulp & Paper	All	Compressors	Replace compressed air use with mechanical or electrical	Machine Drive	2016	1.4524942475%	2034	6.999985098%	2034	6.999985098%
303	Industrial	Pulp & Paper	All	Compressors	Premium efficiency ASD compressor	Machine Drive	2016	1.4524942475%	2034	6.999985098%	2034	6.999985098%
304	Industrial	Pulp & Paper	All	Compressors	Compression ratio optimization (gas compressor)	Machine Drive	2016	1.4524942475%	2034	6.999985098%	2034	6.999985098%
305	Industrial	Pulp & Paper	All	Compressors	Retrofit internal parts of existing centrifugal compressors	Machine Drive	2016	1.4524942475%	2034	6.999985098%	2034	6.999985098%
306	Industrial	Pulp & Paper	All	Compressors	Gas compressor right sizing	Machine Drive	2016	1.4524942475%	2034	6.999985098%	2034	6.999985098%
307	Industrial	Pulp & Paper	All	Compressors	Volume pocket adjustments	Machine Drive	2015	1.5555555556%	2034	6.999999863%	2034	6.999999863%
308	Industrial	Pulp & Paper	All	Compressors	Minimum cylinder clearance	Machine Drive	2016	1.4524942475%	2034	6.999985098%	2034	6.999985098%
309	Industrial	Pulp & Paper	All	Compressors	Synchronous Belts for Air or Gas Compressors	Machine Drive	2016	1.4524942475%	2034	6.999985098%	2034	6.999985098%
310	Industrial	Pulp & Paper	All	ONPU	Air Source Heat Pump for Backup Generators	Other Process/Non-Process Use	2016	0.1044116641%	2034	0.503189664%	2034	0.503189664%
311	Industrial	Pulp & Paper	All	ONPU	High efficiency battery charger (for forklifts)	Other Process/Non-Process Use	2016	1.2449950692%	2034	5.999987227%	2034	5.999987227%
312	Industrial	Pulp & Paper	All	ONPU	Free cooling	Other Process/Non-Process Use	2015	1.3333333333%	2034	5.999999882%	2034	5.999999882%
313	Industrial	Pulp & Paper	All	ONPU	Radiant Heaters	*N/A	*N/A	*N/A	*N/A	*N/A	*N/A	*N/A
314	Industrial	Pulp & Paper	All	ONPU	High efficiency non-packaged HVAC equipment	*N/A	*N/A	*N/A	*N/A	*N/A	*N/A	*N/A
315	Industrial	Pulp & Paper	All	ONPU	Seasonal Temperature Settings Adjustments	Other Process/Non-Process Use	2015	1.3333333333%	2034	5.999999882%	2034	5.999999882%
316	Industrial	Pulp & Paper	All	ONPU	High-efficiency rooftop AC with an EER of 13.5	Other Process/Non-Process Use	2015	1.3333333333%	2034	5.999999882%	2034	5.999999882%
317	Industrial	Pulp & Paper	All	ONPU	Ground Source Heat Pump	Other Process/Non-Process Use	2015	0.0020870013%	2034	0.009391506%	2034	0.009391506%
318	Industrial	Pulp & Paper	All	ONPU	Ventilation Heat Recovery	Other Process/Non-Process Use	2015	0.0000070874%	2034	0.000031893%	2034	0.000031893%
319	Industrial	Pulp & Paper	All	ONPU	Automated Temperature Control	Other Process/Non-Process Use	2015	1.3333333333%	2034	5.999999882%	2034	5.999999882%
320	Industrial	Pulp & Paper	All	ONPU	Reduced Temperature Settings	Other Process/Non-Process Use	2015	1.3333333333%	2034	5.999999882%	2034	5.999999882%
321	Industrial	Pulp & Paper	All	ONPU	Destratification Fans	Other Process/Non-Process Use	2015	1.3333333333%	2034	5.999999882%	2034	5.999999882%
322	Industrial	Pulp & Paper	All	ONPU	Warehouse Loading Dock Seals	Other Process/Non-Process Use	2015	1.3333333333%	2034	5.999999882%	2034	5.999999882%
323	Industrial	Pulp & Paper	All	ONPU	Air Curtains	Other Process/Non-Process Use	2015	1.2727874593%	2034	5.727543455%	2034	5.727543455%
324	Industrial	Pulp & Paper	All	ONPU	Preventative Packaged HVAC Maintenance	Other Process/Non-Process Use	2015	1.3333333333%	2034	5.999999882%	2034	5.999999882%
325	Industrial	Pulp & Paper	All	ONPU	Heat Recovery from Processes to Heat Ventilation Make-up Air	*N/A	*N/A	*N/A	*N/A	*N/A	*N/A	*N/A
326	Industrial	Pulp & Paper	All	ONPU	High efficiency ballasts for lighting	Other Process/Non-Process Use	2015	1.3333333333%	2034	5.999999882%	2034	5.999999882%
327	Industrial	Pulp & Paper	All	ONPU	High Efficiency Light fixtures	Other Process/Non-Process Use	2015	1.3333333333%	2034	5.999999882%	2034	5.999999882%
328	Industrial	Pulp & Paper	All	ONPU	Efficient Lighting Design	Other Process/Non-Process Use	2015	1.3333333333%	2034	5.999999882%	2034	5.999999882%
329	Industrial	Pulp & Paper	All	ONPU	Lighting controls: on/off timer settings	Other Process/Non-Process Use	2015	1.3333333333%	2034	5.999999882%	2034	5.999999882%
330	Industrial	Pulp & Paper	All	ONPU	Lighting controls: occupancy sensors	Other Process/Non-Process Use	2015	0.3307145224%	2034	1.488215322%	2034	1.488215322%
331	Industrial	Pulp & Paper	All	ONPU	Ventilation Optimization	Other Process/Non-Process Use	2015	1.3333333333%	2034	5.999999882%	2034	5.999999882%
332	Industrial	Pulp & Paper	All	ONPU	Premium efficiency ventilation control with VSD	Other Process/Non-Process Use	2015	1.3333333333%	2034	5.999999882%	2034	5.999999882%
333	Industrial	Pulp & Paper	All	ONPU	Demand-Controlled Ventilation	Other Process/Non-Process Use	2015	0.4370693582%	2034	1.966812073%	2034	1.966812073%
334	Industrial	Other - Combined	All	Motor - Other Applications	Operations and maintenance	Machine Drive	2015	1.5555555556%	2034	6.999999863%	2034	6.999999863%
335	Industrial	Other - Combined	All	Motor - Other Applications	Match Motor Size to Load	Machine Drive	2016	1.4524942475%	2034	6.999985098%	2034	6.999985098%
336	Industrial	Other - Combined	All	Motor - Other Applications	Motor Efficiency Upgrade	Machine Drive	2016	1.4524942475%	2034	6.999985098%	2034	6.999985098%
337	Industrial	Other - Combined	All	Motor - Other Applications	Variable Speed Drives	Machine Drive	2016	1.4524942475%	2034	6.999985098%	2034	6.999985098%
338	Industrial	Other - Combined	All	Pumps	Reduce Overall System Requirements	Machine Drive	2016	1.4524942475%	2034	6.999985098%	2034	6.999985098%
339	Industrial	Other - Combined	All	Pumps	Match Pump Size to Load	Machine Drive	2016	1.4524942475%	2034	6.999985098%	2034	6.999985098%
340	Industrial	Other - Combined	All	Pumps	Reduce or Control Pump Speed	Machine Drive	2016	1.4524942475%	2034	6.999985098%	2034	6.999985098%
341	Industrial	Other - Combined	All	Pumps	Improve Pump Components	Machine Drive	2016	1.4524942475%	2034	6.999985098%	2034	6.999985098%
342	Industrial	Other - Combined	All	Pumps	Operation and Maintenance	Machine Drive	2015	1.5555555556%	2034	6.999999863%	2034	6.999999863%
343	Industrial	Other - Combined	All	Compressors	Reduce Overall System Requirements	Machine Drive	2016	1.4524942475%	2034	6.999985098%	2034	6.999985098%
344	Industrial	Other - Combined	All	Compressors	Match Compressor Size to Load	Machine Drive	2016	1.4524942475%	2034	6.999985098%	2034	6.999985098%
345	Industrial	Other - Combined	All	Compressors	Compressor Control	Machine Drive	2016	1.4524942475%	2034	6.999985098%	2034	6.999985098%
346	Industrial	Other - Combined	All	Compressors	Improve Compressor Components	Machine Drive	2016	1.4524942475%	2034	6.999985098%	2034	6.999985098%
347	Industrial	Other - Combined	All	Compressors	Operation and Maintenance	Machine Drive	2015	1.5555555556%	2034	6.999999863%	2034	6.999999863%
348	Industrial	Other - Combined	All	Fans	Reduce Overall System Requirements	Machine Drive	2016	1.4524942475%	2034	6.999985098%	2034	6.999985098%
349	Industrial	Other - Combined	All	Fans	Reduce or Control Fan Speed	Machine Drive	2016	1.4524942475%	2034	6.999985098%	2034	6.999985098%
350	Industrial	Other - Combined	All	Fans	Improve Fan Components	Machine Drive	2016	1.4524942475%	2034	6.999985098%	2034	6.999985098%
351	Industrial	Other - Combined	All	Fans	Operation and Maintenance	Machine Drive	2015	1.5555555556%	2034	6.999999863%	2034	6.999999863%
352	Industrial	Other - Combined	All	HVAC	Optimized Duct Design to Improve Efficiency	Facility HVAC	2015	1.3333333333%	2034	5.999999882%	2034	5.999999882%
353	Industrial	Other - Combined	All	PH	Advanced Water Heater Controls	Process Heating	2016	1.2449950692%	2034	5.999987227%	2034	5.999987227%
354	Industrial	Other - Combined	All	PH	Process Heat Recovery to Preheat Makeup Water	Process Heating	2016	1.2449950692%	2034	5.999987227%	2034	5.999987227%
355	Industrial	Other - Combined	All	PH	Air Curtains (Oven)	Process Heating	2016	1.2449950692%	2034	5.999987227%	2034	5.999987227%
356	Industrial	Other - Combined	All	PH	Insulation (Oven)	Process Heating	2016	1.2449950692%	2034	5.999987227%	2034	5.999987227%
357	Industrial	Other - Combined	All	PH	Preventative Oven Maintenance	Process Heating	2016	1.2449950692%	2034	5.999987227%	2034	5.999987227%

*N/A: Measure did not pass measure level screening and therefore was not included in a program.

MEASURE DESCRIPTION							PARTICIPATION HIGH CASE					
Measure ID	Sector	Sub-Sector	Building Type	End Use	Measure Name	Program	First Year of Participation (So Year)	First Year Annual Participation Rate (So)	Year of Maximum Annual Participation (Smax Year)	Maximum Annual Participation Rate (Smax)	Final Year of Participation (Fo Year)	Final Year Annual Participation Rate (Fo)
358	Industrial	Other - Combined	All	PH	Air Curtains (Dryer)	Process Heating	2016	1.2449950692%	2034	5.999987227%	2034	5.999987227%
359	Industrial	Other - Combined	All	PH	Insulation (Dryer)	Process Heating	2016	1.2449950692%	2034	5.999987227%	2034	5.999987227%
360	Industrial	Other - Combined	All	PH	Preventative Dryer Maintenance	Process Heating	2016	1.2449950692%	2034	5.999987227%	2034	5.999987227%
361	Industrial	Other - Combined	All	PH	Optimized Distribution System	Process Heating	2016	1.2449950692%	2034	5.999987227%	2034	5.999987227%
362	Industrial	Other - Combined	All	PCR	High Efficiency Chiller	Process Cooling and Refrigeration	2016	1.2449950692%	2034	5.999987227%	2034	5.999987227%
363	Industrial	Other - Combined	All	PCR	Floating head pressure controls	Process Cooling and Refrigeration	2016	1.2449950692%	2034	5.999987227%	2034	5.999987227%
364	Industrial	Other - Combined	All	PCR	Premium Efficiency Refrigeration Control System	Process Cooling and Refrigeration	2016	0.7702142067%	2034	3.711882493%	2034	3.711882493%
365	Industrial	Other - Combined	All	PCR	Smart Defrost Controls	Process Cooling and Refrigeration	2015	1.3333333333%	2034	5.999999882%	2034	5.999999882%
366	Industrial	Other - Combined	All	PCR	Doors, Covers and Curtains	Process Cooling and Refrigeration	2016	1.2449950692%	2034	5.999987227%	2034	5.999987227%
367	Industrial	Other - Combined	All	PCR	Optimized chilled water temperature and/or optimized condenser temperature	Process Cooling and Refrigeration	2016	1.2449950692%	2034	5.999987227%	2034	5.999987227%
368	Industrial	Other - Combined	All	PCR	Preventative Refrigeration/cooling System Maintenance	Process Cooling and Refrigeration	2016	1.2449950692%	2034	5.999987227%	2034	5.999987227%
369	Industrial	Other - Combined	All	PCR	Optimized condenser pressure	Process Cooling and Refrigeration	2016	1.2449950692%	2034	5.999987227%	2034	5.999987227%
370	Industrial	Other - Combined	All	PCR	Free cooling	Process Cooling and Refrigeration	2016	1.2449950692%	2034	5.999987227%	2034	5.999987227%
371	Industrial	Other - Combined	All	PCR	Improve Insulation of Refrigeration System	Process Cooling and Refrigeration	2016	1.2449950692%	2034	5.999987227%	2034	5.999987227%
372	Industrial	Other - Combined	All	ONPU	HE Dry-Type Transformers	Other Process/Non-Process Use	2016	1.2449950692%	2034	5.999987227%	2034	5.999987227%
373	Industrial	Other - Combined	All	HVAC	Air Source Heat Pump for Backup Generators	Facility HVAC	2015	0.1118201634%	2034	0.503190725%	2034	0.503190725%
374	Industrial	Other - Combined	All	ONPU	High efficiency battery charger (for forklifts)	Other Process/Non-Process Use	2016	1.2449950692%	2034	5.999987227%	2034	5.999987227%
375	Industrial	Other - Combined	All	HVAC	Radiant Heaters	*N/A	*N/A	*N/A	*N/A	*N/A	*N/A	*N/A
376	Industrial	Other - Combined	All	HVAC	High efficiency non-packaged HVAC equipment	*N/A	*N/A	*N/A	*N/A	*N/A	*N/A	*N/A
377	Industrial	Other - Combined	All	HVAC	Seasonal Temperature Settings Adjustments	Facility HVAC	2015	1.3333333333%	2034	5.999999882%	2034	5.999999882%
378	Industrial	Other - Combined	All	HVAC	High-efficiency rooftop AC with an EER of 13.5	Facility HVAC	2015	1.3333333333%	2034	5.999999882%	2034	5.999999882%
379	Industrial	Other - Combined	All	HVAC	Ground Source Heat Pump	Facility HVAC	2015	0.0020870013%	2034	0.009391506%	2034	0.009391506%
380	Industrial	Other - Combined	All	HVAC	Ventilation Heat Recovery	Facility HVAC	2015	0.0000070874%	2034	0.000031893%	2034	0.000031893%
381	Industrial	Other - Combined	All	HVAC	Automated Temperature Control	Facility HVAC	2015	1.3333333333%	2034	5.999999882%	2034	5.999999882%
382	Industrial	Other - Combined	All	HVAC	Reduced Temperature Settings	Facility HVAC	2015	1.3333333333%	2034	5.999999882%	2034	5.999999882%
383	Industrial	Other - Combined	All	HVAC	Destratification Fans	Facility HVAC	2015	1.3333333333%	2034	5.999999882%	2034	5.999999882%
384	Industrial	Other - Combined	All	HVAC	Warehouse Loading Dock Seals	Facility HVAC	2015	1.3333333333%	2034	5.999999882%	2034	5.999999882%
385	Industrial	Other - Combined	All	HVAC	Preventative Packaged HVAC Maintenance	Facility HVAC	2015	1.3333333333%	2034	5.999999882%	2034	5.999999882%
386	Industrial	Other - Combined	All	HVAC	Heat Recovery from Processes to Heat Ventilation Make-up Air	*N/A	*N/A	*N/A	*N/A	*N/A	*N/A	*N/A
387	Industrial	Other - Combined	All	FL	High efficiency ballasts for lighting	Facility Lighting	2015	1.3333333333%	2034	5.999999882%	2034	5.999999882%
388	Industrial	Other - Combined	All	FL	High Efficiency Light fixtures	Facility Lighting	2015	1.3333333333%	2034	5.999999882%	2034	5.999999882%
389	Industrial	Other - Combined	All	FL	Efficient Lighting Design	Facility Lighting	2015	1.3333333333%	2034	5.999999882%	2034	5.999999882%
390	Industrial	Other - Combined	All	FL	Lighting controls: on/off timer settings	Facility Lighting	2015	1.3333333333%	2034	5.999999882%	2034	5.999999882%
391	Industrial	Other - Combined	All	FL	Lighting controls: occupancy sensors	Facility Lighting	2015	0.3307145224%	2034	1.488215322%	2034	1.488215322%
392	Industrial	Other - Combined	All	HVAC	Ventilation Optimization	Facility HVAC	2015	1.3333333333%	2034	5.999999882%	2034	5.999999882%
393	Industrial	Other - Combined	All	HVAC	Premium efficiency ventilation control with VSD	Facility HVAC	2015	1.3333333333%	2034	5.999999882%	2034	5.999999882%
394	Industrial	Other - Combined	All	HVAC	Demand-Controlled Ventilation	Facility HVAC	2015	0.4370693582%	2034	1.966812073%	2034	1.966812073%
395	Industrial	Industrial Organic Chemicals	All	HVAC	Air Source Heat Pump for Backup Generators	Facility HVAC	2015	0.1118201634%	2034	0.503190725%	2034	0.503190725%
396	Industrial	Industrial Organic Chemicals	All	HVAC	Free cooling	Facility HVAC	2015	1.3333333333%	2034	5.999999882%	2034	5.999999882%
397	Industrial	Industrial Organic Chemicals	All	HVAC	Radiant Heaters	*N/A	*N/A	*N/A	*N/A	*N/A	*N/A	*N/A
398	Industrial	Industrial Organic Chemicals	All	HVAC	High efficiency non-packaged HVAC equipment	*N/A	*N/A	*N/A	*N/A	*N/A	*N/A	*N/A
399	Industrial	Industrial Organic Chemicals	All	HVAC	Seasonal Temperature Settings Adjustments	Facility HVAC	2015	1.3333333333%	2034	5.999999882%	2034	5.999999882%
400	Industrial	Industrial Organic Chemicals	All	HVAC	High-efficiency rooftop AC with an EER of 13.5	Facility HVAC	2015	1.3333333333%	2034	5.999999882%	2034	5.999999882%
401	Industrial	Industrial Organic Chemicals	All	HVAC	Ground Source Heat Pump	Facility HVAC	2015	0.0020870013%	2034	0.009391506%	2034	0.009391506%
402	Industrial	Industrial Organic Chemicals	All	HVAC	Ventilation Heat Recovery	Facility HVAC	2015	0.0000070874%	2034	0.000031893%	2034	0.000031893%
403	Industrial	Industrial Organic Chemicals	All	HVAC	Automated Temperature Control	Facility HVAC	2015	1.3333333333%	2034	5.999999882%	2034	5.999999882%
404	Industrial	Industrial Organic Chemicals	All	HVAC	Reduced Temperature Settings	Facility HVAC	2015	1.3333333333%	2034	5.999999882%	2034	5.999999882%
405	Industrial	Industrial Organic Chemicals	All	HVAC	Destratification Fans	Facility HVAC	2015	1.3333333333%	2034	5.999999882%	2034	5.999999882%
406	Industrial	Industrial Organic Chemicals	All	HVAC	Warehouse Loading Dock Seals	Facility HVAC	2015	1.3333333333%	2034	5.999999882%	2034	5.999999882%
407	Industrial	Industrial Organic Chemicals	All	HVAC	Air Curtains	Facility HVAC	2015	1.2727874593%	2034	5.727543455%	2034	5.727543455%
408	Industrial	Industrial Organic Chemicals	All	HVAC	Preventative Packaged HVAC Maintenance	Facility HVAC	2015	1.3333333333%	2034	5.999999882%	2034	5.999999882%
409	Industrial	Industrial Organic Chemicals	All	HVAC	Heat Recovery from Processes to Heat Ventilation Make-up Air	*N/A	*N/A	*N/A	*N/A	*N/A	*N/A	*N/A
410	Industrial	Industrial Organic Chemicals	All	FL	High efficiency ballasts for lighting	Facility Lighting	2015	1.3333333333%	2034	5.999999882%	2034	5.999999882%
411	Industrial	Industrial Organic Chemicals	All	FL	High Efficiency Light fixtures	Facility Lighting	2015	1.3333333333%	2034	5.999999882%	2034	5.999999882%
412	Industrial	Industrial Organic Chemicals	All	FL	Efficient Lighting Design	Facility Lighting	2015	1.3333333333%	2034	5.999999882%	2034	5.999999882%
413	Industrial	Industrial Organic Chemicals	All	FL	Lighting controls: on/off timer settings	Facility Lighting	2015	1.3333333333%	2034	5.999999882%	2034	5.999999882%
414	Industrial	Industrial Organic Chemicals	All	FL	Lighting controls: occupancy sensors	Facility Lighting	2015	0.3307145224%	2034	1.488215322%	2034	1.488215322%
415	Industrial	Industrial Organic Chemicals	All	HVAC	Ventilation Optimization	Facility HVAC	2015	1.3333333333%	2034	5.999999882%	2034	5.999999882%
416	Industrial	Industrial Organic Chemicals	All	HVAC	Premium efficiency ventilation control with VSD	Facility HVAC	2015	1.3333333333%	2034	5.999999882%	2034	5.999999882%
417	Industrial	Industrial Organic Chemicals	All	HVAC	Demand-Controlled Ventilation	Facility HVAC	2015	0.4370693582%	2034	1.966812073%	2034	1.966812073%

*N/A: Measure did not pass measure level screening and therefore was not included in a program.

MEASURE DESCRIPTION							PARTICIPATION HIGH CASE					
Measure ID	Sector	Sub-Sector	Building Type	End Use	Measure Name	Program	First Year of Participation (So Year)	First Year Annual Participation Rate (So)	Year of Maximum Annual Participation (Smax Year)	Maximum Annual Participation Rate (Smax)	Final Year of Participation (Fo Year)	Final Year Annual Participation Rate (Fo)
418	Industrial	Industrial Organic Chemicals	All	HVAC	Optimized duct design to improve efficiency	Facility HVAC	2015	1.3333333333%	2034	5.999999882%	2034	5.999999882%
419	Industrial	Petroleum Refining	All	HVAC	Air Source Heat Pump for Backup Generators	Facility HVAC	2015	0.1118201634%	2034	0.503190725%	2034	0.503190725%
420	Industrial	Petroleum Refining	All	HVAC	Free cooling	Facility HVAC	2015	1.3333333333%	2034	5.999999882%	2034	5.999999882%
421	Industrial	Petroleum Refining	All	HVAC	Radiant Heaters	*N/A	*N/A	*N/A	*N/A	*N/A	*N/A	*N/A
422	Industrial	Petroleum Refining	All	HVAC	High efficiency non-packaged HVAC equipment	*N/A	*N/A	*N/A	*N/A	*N/A	*N/A	*N/A
423	Industrial	Petroleum Refining	All	HVAC	Seasonal Temperature Settings Adjustments	Facility HVAC	2015	1.3333333333%	2034	5.999999882%	2034	5.999999882%
424	Industrial	Petroleum Refining	All	HVAC	High-efficiency rooftop AC with an EER of 13.5	Facility HVAC	2015	1.3333333333%	2034	5.999999882%	2034	5.999999882%
425	Industrial	Petroleum Refining	All	HVAC	Ground Source Heat Pump	Facility HVAC	2015	0.0020870013%	2034	0.009391506%	2034	0.009391506%
426	Industrial	Petroleum Refining	All	HVAC	Ventilation Heat Recovery	Facility HVAC	2015	0.0000070874%	2034	0.000031893%	2034	0.000031893%
427	Industrial	Petroleum Refining	All	HVAC	Automated Temperature Control	Facility HVAC	2015	1.3333333333%	2034	5.999999882%	2034	5.999999882%
428	Industrial	Petroleum Refining	All	HVAC	Reduced Temperature Settings	Facility HVAC	2015	1.3333333333%	2034	5.999999882%	2034	5.999999882%
429	Industrial	Petroleum Refining	All	HVAC	Destratification Fans	Facility HVAC	2015	1.3333333333%	2034	5.999999882%	2034	5.999999882%
430	Industrial	Petroleum Refining	All	HVAC	Warehouse Loading Dock Seals	Facility HVAC	2015	1.3333333333%	2034	5.999999882%	2034	5.999999882%
431	Industrial	Petroleum Refining	All	HVAC	Air Curtains	Facility HVAC	2015	1.2727874593%	2034	5.727543455%	2034	5.727543455%
432	Industrial	Petroleum Refining	All	HVAC	Preventative Packaged HVAC Maintenance	Facility HVAC	2015	1.3333333333%	2034	5.999999882%	2034	5.999999882%
433	Industrial	Petroleum Refining	All	HVAC	Heat Recovery from Processes to Heat Ventilation Make-up Air	*N/A	*N/A	*N/A	*N/A	*N/A	*N/A	*N/A
434	Industrial	Petroleum Refining	All	FL	High efficiency ballasts for lighting	Facility Lighting	2015	1.3333333333%	2034	5.999999882%	2034	5.999999882%
435	Industrial	Petroleum Refining	All	FL	High Efficiency Light fixtures	Facility Lighting	2015	1.3333333333%	2034	5.999999882%	2034	5.999999882%
436	Industrial	Petroleum Refining	All	FL	Efficient Lighting Design	Facility Lighting	2015	1.3333333333%	2034	5.999999882%	2034	5.999999882%
437	Industrial	Petroleum Refining	All	FL	Lighting controls: on/off timer settings	Facility Lighting	2015	1.3333333333%	2034	5.999999882%	2034	5.999999882%
438	Industrial	Petroleum Refining	All	FL	Lighting controls: occupancy sensors	Facility Lighting	2015	0.3307145224%	2034	1.488215322%	2034	1.488215322%
439	Industrial	Petroleum Refining	All	HVAC	Ventilation Optimization	Facility HVAC	2015	1.3333333333%	2034	5.999999882%	2034	5.999999882%
440	Industrial	Petroleum Refining	All	HVAC	Premium efficiency ventilation control with VSD	Facility HVAC	2015	1.3333333333%	2034	5.999999882%	2034	5.999999882%
441	Industrial	Petroleum Refining	All	HVAC	Demand-Controlled Ventilation	Facility HVAC	2015	0.4370693582%	2034	1.966812073%	2034	1.966812073%
442	Industrial	Petroleum Refining	All	HVAC	Optimized duct design to improve efficiency	Facility HVAC	2015	1.3333333333%	2034	5.999999882%	2034	5.999999882%
443	Industrial	Plastics & Polymers	All	HVAC	Air Source Heat Pump for Backup Generators	Facility HVAC	2015	0.1118201634%	2034	0.503190725%	2034	0.503190725%
444	Industrial	Plastics & Polymers	All	HVAC	Free cooling	Facility HVAC	2015	1.3333333333%	2034	5.999999882%	2034	5.999999882%
445	Industrial	Plastics & Polymers	All	HVAC	Radiant Heaters	*N/A	*N/A	*N/A	*N/A	*N/A	*N/A	*N/A
446	Industrial	Plastics & Polymers	All	HVAC	High efficiency non-packaged HVAC equipment	*N/A	*N/A	*N/A	*N/A	*N/A	*N/A	*N/A
447	Industrial	Plastics & Polymers	All	HVAC	Seasonal Temperature Settings Adjustments	Facility HVAC	2015	1.3333333333%	2034	5.999999882%	2034	5.999999882%
448	Industrial	Plastics & Polymers	All	HVAC	High-efficiency rooftop AC with an EER of 13.5	Facility HVAC	2015	1.3333333333%	2034	5.999999882%	2034	5.999999882%
449	Industrial	Plastics & Polymers	All	HVAC	Ground Source Heat Pump	Facility HVAC	2015	0.0020870013%	2034	0.009391506%	2034	0.009391506%
450	Industrial	Plastics & Polymers	All	HVAC	Ventilation Heat Recovery	Facility HVAC	2015	0.0000070874%	2034	0.000031893%	2034	0.000031893%
451	Industrial	Plastics & Polymers	All	HVAC	Automated Temperature Control	Facility HVAC	2015	1.3333333333%	2034	5.999999882%	2034	5.999999882%
452	Industrial	Plastics & Polymers	All	HVAC	Reduced Temperature Settings	Facility HVAC	2015	1.3333333333%	2034	5.999999882%	2034	5.999999882%
453	Industrial	Plastics & Polymers	All	HVAC	Destratification Fans	Facility HVAC	2015	1.3333333333%	2034	5.999999882%	2034	5.999999882%
454	Industrial	Plastics & Polymers	All	HVAC	Warehouse Loading Dock Seals	Facility HVAC	2015	1.3333333333%	2034	5.999999882%	2034	5.999999882%
455	Industrial	Plastics & Polymers	All	HVAC	Air Curtains	Facility HVAC	2015	1.2727874593%	2034	5.727543455%	2034	5.727543455%
456	Industrial	Plastics & Polymers	All	HVAC	Preventative Packaged HVAC Maintenance	Facility HVAC	2015	1.3333333333%	2034	5.999999882%	2034	5.999999882%
457	Industrial	Plastics & Polymers	All	HVAC	Heat Recovery from Processes to Heat Ventilation Make-up Air	*N/A	*N/A	*N/A	*N/A	*N/A	*N/A	*N/A
458	Industrial	Plastics & Polymers	All	FL	High efficiency ballasts for lighting	Facility Lighting	2015	1.3333333333%	2034	5.999999882%	2034	5.999999882%
459	Industrial	Plastics & Polymers	All	FL	High Efficiency Light fixtures	Facility Lighting	2015	1.3333333333%	2034	5.999999882%	2034	5.999999882%
460	Industrial	Plastics & Polymers	All	FL	Efficient Lighting Design	Facility Lighting	2015	1.3333333333%	2034	5.999999882%	2034	5.999999882%
461	Industrial	Plastics & Polymers	All	FL	Lighting controls: on/off timer settings	Facility Lighting	2015	1.3333333333%	2034	5.999999882%	2034	5.999999882%
462	Industrial	Plastics & Polymers	All	FL	Lighting controls: occupancy sensors	Facility Lighting	2015	0.3307145224%	2034	1.488215322%	2034	1.488215322%
463	Industrial	Plastics & Polymers	All	HVAC	Ventilation Optimization	Facility HVAC	2015	1.3333333333%	2034	5.999999882%	2034	5.999999882%
464	Industrial	Plastics & Polymers	All	HVAC	Premium efficiency ventilation control with VSD	Facility HVAC	2015	1.3333333333%	2034	5.999999882%	2034	5.999999882%
465	Industrial	Plastics & Polymers	All	HVAC	Demand-Controlled Ventilation	Facility HVAC	2015	0.4370693582%	2034	1.966812073%	2034	1.966812073%
466	Industrial	Plastics & Polymers	All	HVAC	Optimized duct design to improve efficiency	Facility HVAC	2015	1.3333333333%	2034	5.999999882%	2034	5.999999882%

*N/A: Measure did not pass measure level screening and therefore was not included in a program.

MEASURE DESCRIPTION								
Measure ID	Weather Sensitive	Sector	Sub-Sector	Building Type	End Use	Measure Name	Efficient Measure Definition	Baseline Definition
1	NWS	Residentia	All	All	Lighting	Residential Lighting Efficiency	15 W CFL - General Purpose Lighting	43W EISA compliant lamp
2	NWS	Residentia	All	All	Lighting	Residential Lighting Efficiency	15 W CFL - Generic Specialty Lamp	60W EISA-exempt incandescent generic specialty lamp
3	NWS	Residentia	All	All	Lighting	Residential Lighting Efficiency	12 W LED - A-type Omni-directional General Purpose	43W EISA compliant lamp
4	NWS	Residentia	All	All	Lighting	Residential Lighting Efficiency	12 W LED - Generic Specialty Lamp	60W EISA-exempt incandescent generic specialty lamp
5	NWS	Residentia	All	All	Consumer	Consumer Electronics	ENERGY STAR TV	Standard TV
6	NWS	Residentia	All	Gas WH	Appliances	ENERGYSTAR Clothes Washer and Dryer	MEF>2.0 and WF<6.0	MEF>1.26 and WF<9.5
7	NWS	Residentia	All	Electric WH	Appliances	ENERGYSTAR Clothes Washer and Dryer	MEF>2.0 and WF<6.0	MEF>1.26 and WF<9.5
8	NWS	Residentia	All	Electric WH	Appliances	ENERGYSTAR Clothes Washer and Dryer	MEF>2.0 and WF<6.0	MEF>1.26 and WF<9.5
9	NWS	Residentia	All	Gas WH	Appliances	ENERGYSTAR Clothes Washer and Dryer	MEF>2.0 and WF<6.0	MEF>1.26 and WF<9.5
10	NWS	Residentia	All	Electric WH	Appliances	ENERGYSTAR Dishwasher	<=307 KWh/yr Standard, <=222 KWh/yr Compact	<=355 KWh/yr Standard, <=260 KWh/yr Compact
11	NWS	Residentia	All	Gas WH	Appliances	ENERGYSTAR Dishwasher	<=307 KWh/yr Standard, <=222 KWh/yr Compact	<=355 KWh/yr Standard, <=260 KWh/yr Compact
12	NWS	Residentia	All	All	Appliances	HE Refrigerator	2014 CEE Tier 3 Refrigerator	2011 DOE Standards = 2014 CEE Tier2
13	WS	Residentia	All	Gas Heat (No AC)	HVAC	Room Air Conditioner	CEE Tier1 Window Unit 8000 btu; 11.3 EER	DOE 2014 Standard 8000 btu window unit; EER10.9
14	WS	Residentia	All	Gas Heat (No AC)	HVAC	Room Air Conditioner	CEE Tier1 Wall Unit 20000 btu; 9.8 EER	DOE 2014 Standard Wall Unit 20000 btu; 9.4 EER
15	NWS	Residentia	All	All	Appliances	Advanced Power Strips	advanced power strip	standard surge protector or wall outle
16	NWS	Residentia	All	All	Appliances	ENERGY STAR Dehumidifier	ENERGY STAR Dehumidifier, 1.85 L/kWh	Federal Standard Dehumidifier, 1.5 L/kWh
17	NWS	Residentia	All	Electric WH	Hot Water	Water Heater Replacement	50 Gallon Heat Pump Water Heater - EF 2	50 Gallon Electric Storage Water Heater EF .94
18	NWS	Residentia	All	Electric WH	Hot Water	Water Heater Replacement	50 Gallon Heat Pump Water Heater - EF 2.35	50 Gallon Electric Storage Water Heater EF .94
19	NWS	Residentia	All	Electric WH	Hot Water	Water Heater Replacement	80 Gallon Heat Pump Water Heater - EF 2.35	80 Gallon Heat Pump Water Heater - EF 2
20	NWS	Residentia	All	Electric WH	Hot Water	Water Heater Replacements	0.99 EF - Tankless Water Heater	50 Gallon Electric Storage Water Heater EF .93
21	NWS	Residentia	SingleFamily&Duple	All	Other	Home Energy Audit	Duct and Envelope Test-in/Test-ou	Duct and Envelope Test-in/Test-ou
22	NWS	Residentia	SingleFamily&Duple	All	Lighting	Residential Lighting Efficiency	15 W CFL - General Purpose Lighting Direct Insta	43W EISA compliant lamp
23	NWS	Residentia	SingleFamily&Duple	Electric WH	Hot Water	Faucet Aerators	1.5 GPM	2.2 GPM
24	NWS	Residentia	SingleFamily&Duple	Electric WH	Hot Water	Low Flow Showerheads	1.5 GPM	2.5 GPM
25	WS	Residentia	SingleFamily&Duple	AC/Gas Heat	Shell	Air Infiltration	14.3 ACH50 ~ 1.9 CFM50/sq ft	10.5 ACH50 ~ 1.4 CFM50/sq ft
26	WS	Residentia	SingleFamily&Duple	Gas Heat (No AC)	Shell	Air Infiltration	14.3 ACH50 ~ 1.9 CFM50/sq ft	10.5 ACH50 ~ 1.4 CFM50/sq ft
27	WS	Residentia	SingleFamily&Duple	AC/Electric Resistance	Shell	Air Infiltration	14.3 ACH50 ~ 1.9 CFM50/sq ft	10.5 ACH50 ~ 1.4 CFM50/sq ft
28	WS	Residentia	SingleFamily&Duple	Heat Pump	Shell	Air Infiltration	14.3 ACH50 ~ 1.9 CFM50/sq ft	10.5 ACH50 ~ 1.4 CFM50/sq ft
29	WS	Residentia	SingleFamily&Duple	AC/Gas Heat	Shell	Attic Knee Wall Insulation	R-30	No Insulation
30	WS	Residentia	SingleFamily&Duple	Gas Heat (No AC)	Shell	Attic Knee Wall Insulation	R-30	No Insulation
31	WS	Residentia	SingleFamily&Duple	AC/Electric Resistance	Shell	Attic Knee Wall Insulation	R-30	No Insulation
32	WS	Residentia	SingleFamily&Duple	Heat Pump	Shell	Attic Knee Wall Insulation	R-30	No Insulation
33	WS	Residentia	SingleFamily&Duple	AC/Gas Heat	Shell	Ceiling Insulation	10"-12" of Insulation	0"-2" of Insulation
34	WS	Residentia	SingleFamily&Duple	AC/Gas Heat	Shell	Ceiling Insulation	10"-12" of Insulation	2"-4" of Insulation
35	WS	Residentia	SingleFamily&Duple	AC/Gas Heat	Shell	Ceiling Insulation	10"-12" of Insulation	4"-6" of Insulation
36	WS	Residentia	SingleFamily&Duple	AC/Gas Heat	Shell	Ceiling Insulation	10"-12" of Insulation	6"-8" of Insulation
37	WS	Residentia	SingleFamily&Duple	Gas Heat (No AC)	Shell	Ceiling Insulation	10"-12" of Insulation	0"-2" of Insulation
38	WS	Residentia	SingleFamily&Duple	Gas Heat (No AC)	Shell	Ceiling Insulation	10"-12" of Insulation	2"-4" of Insulation
39	WS	Residentia	SingleFamily&Duple	Gas Heat (No AC)	Shell	Ceiling Insulation	10"-12" of Insulation	4"-6" of Insulation
40	WS	Residentia	SingleFamily&Duple	Gas Heat (No AC)	Shell	Ceiling Insulation	10"-12" of Insulation	6"-8" of Insulation
41	WS	Residentia	SingleFamily&Duple	AC/Electric Resistance	Shell	Ceiling Insulation	10"-12" of Insulation	0"-2" of Insulation
42	WS	Residentia	SingleFamily&Duple	AC/Electric Resistance	Shell	Ceiling Insulation	10"-12" of Insulation	2"-4" of Insulation
43	WS	Residentia	SingleFamily&Duple	AC/Electric Resistance	Shell	Ceiling Insulation	10"-12" of Insulation	4"-6" of Insulation
44	WS	Residentia	SingleFamily&Duple	AC/Electric Resistance	Shell	Ceiling Insulation	10"-12" of Insulation	6"-8" of Insulation
45	WS	Residentia	SingleFamily&Duple	Heat Pump	Shell	Ceiling Insulation	10"-12" of Insulation	0"-2" of Insulation
46	WS	Residentia	SingleFamily&Duple	Heat Pump	Shell	Ceiling Insulation	10"-12" of Insulation	2"-4" of Insulation
47	WS	Residentia	SingleFamily&Duple	Heat Pump	Shell	Ceiling Insulation	10"-12" of Insulation	4"-6" of Insulation
48	WS	Residentia	SingleFamily&Duple	Heat Pump	Shell	Ceiling Insulation	10"-12" of Insulation	6"-8" of Insulation
49	WS	Residentia	SingleFamily&Duple	AC/Electric Resistance	HVAC	Duct Sealing	6.8 CFM25 per 100sqft of Conditioned Space	23 CFM25 per 100sqft of Conditioned Space
50	WS	Residentia	SingleFamily&Duple	Heat Pump	HVAC	Duct Sealing	6.8 CFM25 per 100sqft of Conditioned Space	23 CFM25 per 100sqft of Conditioned Space
51	WS	Residentia	SingleFamily&Duple	AC/Gas Heat	HVAC	Duct Sealing	6.8 CFM25 per 100sqft of Conditioned Space	23 CFM25 per 100sqft of Conditioned Space
52	WS	Residentia	SingleFamily&Duple	AC/Gas Heat	Shell	Energy Star Windows	U-0.35 and SHGC 0.3	single pane
53	WS	Residentia	SingleFamily&Duple	Gas Heat (No AC)	Shell	Energy Star Windows	U-0.35 and SHGC 0.3	single pane
54	WS	Residentia	SingleFamily&Duple	AC/Electric Resistance	Shell	Energy Star Windows	U-0.35 and SHGC 0.3	single pane
55	WS	Residentia	SingleFamily&Duple	Heat Pump	Shell	Energy Star Windows	U-0.35 and SHGC 0.3	single pane
56	WS	Residentia	SingleFamily&Duple	AC/Gas Heat	Shell	Energy Star Windows	U-0.35 and SHGC 0.3	double pane
57	WS	Residentia	SingleFamily&Duple	Gas Heat (No AC)	Shell	Energy Star Windows	U-0.35 and SHGC 0.3	double pane
58	WS	Residentia	SingleFamily&Duple	AC/Electric Resistance	Shell	Energy Star Windows	U-0.35 and SHGC 0.3	double pane
59	WS	Residentia	SingleFamily&Duple	Heat Pump	Shell	Energy Star Windows	U-0.35 and SHGC 0.3	double pane
60	WS	Residentia	SingleFamily&Duple	AC/Gas Heat	Shell	Floor Insulation	R-19	No Insulation

MEASURE DESCRIPTION								
Measure ID	Weather Sensitive	Sector	Sub-Sector	Building Type	End Use	Measure Name	Efficient Measure Definition	Baseline Definition
61	WS	Residentia	SingleFamily&Duple	Gas Heat (No AC)	Shell	Floor Insulatior	R-19	No Insulatior
62	WS	Residentia	SingleFamily&Duple	AC/Electric Resistance	Shell	Floor Insulatior	R-19	No Insulatior
63	WS	Residentia	SingleFamily&Duple	Heat Pump	Shell	Floor Insulatior	R-19	No Insulatior
64	WS	Residentia	SingleFamily&Duple	AC/Gas Heat	Shell	Radiant Barriers	Celing insulation > R-19w/radiant barrie	Celing insulation > R-19w/o radiant barrie
65	WS	Residentia	SingleFamily&Duple	Gas Heat (No AC)	Shell	Radiant Barriers	Celing insulation > R-19w/radiant barrie	Celing insulation > R-19w/o radiant barrie
66	WS	Residentia	SingleFamily&Duple	AC/Electric Resistance	Shell	Radiant Barriers	Celing insulation > R-19w/radiant barrie	Celing insulation > R-19w/o radiant barrie
67	WS	Residentia	SingleFamily&Duple	Heat Pump	Shell	Radiant Barriers	Celing insulation > R-19w/radiant barrie	Celing insulation > R-19w/o radiant barrie
68	WS	Residentia	SingleFamily&Duple	AC/Gas Heat	Shell	Wall Insulatior	R-13	No Insulatior
69	WS	Residentia	SingleFamily&Duple	Gas Heat (No AC)	Shell	Wall Insulatior	R-13	No Insulatior
70	WS	Residentia	SingleFamily&Duple	AC/Electric Resistance	Shell	Wall Insulatior	R-13	No Insulatior
71	WS	Residentia	SingleFamily&Duple	Heat Pump	Shell	Wall Insulatior	R-13	No Insulatior
72	WS	Residentia	SingleFamily&Duple	Electric WH	Hot Water	Water Heater Jackets	3" WHJ	No insulatior
73	WS	Residentia	SingleFamily&Duple	Electric WH	Hot Water	Water Heater Pipe Insulatior	3/4" Insulatior	No Insulatior
74	WS	Residentia	SingleFamily&Duple	AC/Gas Heat	Shell	Window Film	Film SHGC < 0.5	double pane
75	WS	Residentia	SingleFamily&Duple	Gas Heat (No AC)	Shell	Window Film	Film SHGC < 0.5	double pane
76	WS	Residentia	SingleFamily&Duple	AC/Electric Resistance	Shell	Window Film	Film SHGC < 0.5	double pane
77	WS	Residentia	SingleFamily&Duple	Heat Pump	Shell	Window Film	Film SHGC < 0.5	double pane
78	NWS	Residentia	SingleFamily&Duple	All	Other	ENERGY STAR Variable Speed Drive Pool	VSD Pump ≥1.0 HP, ≤2.0 HP,Summer-Only Operation	Single Speed Pump ≥1.0 HP, ≤2.0 HP,Summer-Only
79	NWS	Residentia	SingleFamily&Duple	All	HVAC	High Efficiency Bathroom Exhaust Far	Exhaust fan, 8.3 CFM/W, <2.0 sones, meets ASHRAE	Exhaust fan, 3.1 CFM/W, <2.0 sones, meets ASHRAE
80	WS	Residentia	All	AC/Electric Resistance	HVAC	Central AC Replacement	SEER 15 CAC	SEER 14 CAC
81	WS	Residentia	All	AC/Electric Resistance	HVAC	Central AC Replacement	SEER 16 CAC	SEER 14 CAC
82	WS	Residentia	All	AC/Electric Resistance	HVAC	Central AC Replacement	SEER 18 CAC	SEER 14 CAC
83	WS	Residentia	All	AC/Electric Resistance	HVAC	Central AC Replacement	SEER 15 CAC	SEER 13 CAC
84	WS	Residentia	All	AC/Electric Resistance	HVAC	Central AC Replacement	SEER 16 CAC	SEER 13 CAC
85	WS	Residentia	All	AC/Electric Resistance	HVAC	Central AC Replacement	SEER 18 CAC	SEER 13 CAC
86	WS	Residentia	All	AC/Gas Heat	HVAC	Central AC Replacement	SEER 15 CAC with ECM Furnace Motor	SEER 14 CAC with PSC Furnace Motor
87	WS	Residentia	All	AC/Gas Heat	HVAC	Central AC Replacement	SEER 16 CAC with ECM Furnace Motor	SEER 14 CAC with PSC Furnace Motor
88	WS	Residentia	All	AC/Gas Heat	HVAC	Central AC Replacement	SEER 18 CAC with ECM Furnace Motor	SEER 14 CAC with PSC Furnace Motor
89	WS	Residentia	All	AC/Gas Heat	HVAC	Central AC Replacement	SEER 15 CAC with ECM Furnace Motor	SEER 13 CAC with PSC Furnace Motor
90	WS	Residentia	All	AC/Gas Heat	HVAC	Central AC Replacement	SEER 16 CAC with ECM Furnace Motor	SEER 13 CAC with PSC Furnace Motor
91	WS	Residentia	All	AC/Gas Heat	HVAC	Central AC Replacement	SEER 18 CAC with ECM Furnace Motor	SEER 13 CAC with PSC Furnace Motor
92	WS	Residentia	All	Heat Pump	HVAC	Heat Pump Replacement	SEER 15 HP	SEER 14 HP
93	WS	Residentia	All	Heat Pump	HVAC	Heat Pump Replacement	SEER 16 HP	SEER 14 HP
94	WS	Residentia	All	Heat Pump	HVAC	Heat Pump Replacement	SEER 18 HP	SEER 14 HP
95	WS	Residentia	All	Heat Pump	HVAC	Heat Pump Replacement	SEER 15 HP	SEER 13 HP
96	WS	Residentia	All	Heat Pump	HVAC	Heat Pump Replacement	SEER 16 HP	SEER 13 HP
97	WS	Residentia	All	Heat Pump	HVAC	Heat Pump Replacement	SEER 18 HP	SEER 13 HP
98	WS	Residentia	All	AC	HVAC	Mini-Split AC	SEER 15 Mini-Split AC	SEER 14 CAC
99	WS	Residentia	All	AC	HVAC	Mini-Split AC	SEER 22 Mini-Split AC	SEER 14 CAC
100	WS	Residentia	All	Heat Pump	HVAC	Mini-Split Heat Pump	SEER 15 Mini-Split Heat Pump	SEER 14 Central Heat Pump
101	WS	Residentia	All	Heat Pump	HVAC	Mini-Split Heat Pump	SEER 22 Mini-Split Heat Pump	SEER 14 Central Heat Pump
102	WS	Residentia	All	AC	HVAC	Mini-Split AC	SEER 15 Mini-Split AC	SEER 13 CAC
103	WS	Residentia	All	AC	HVAC	Mini-Split AC	SEER 22 Mini-Split AC	SEER 13 CAC
104	WS	Residentia	All	Heat Pump	HVAC	Mini-Split Heat Pump	SEER 15 Mini-Split Heat Pump	SEER 13 Central Heat Pump
105	WS	Residentia	All	Heat Pump	HVAC	Mini-Split Heat Pump	SEER 22 Mini-Split Heat Pump	SEER 13 Central Heat Pump
106	WS	Residentia	SingleFamily&Duple	Heat Pump	HVAC	Ground Source Heatpump	ENERGY STAR Open Loop Water-to-Air System with	SEER 13 Air Source Heat Pump
107	WS	Residentia	SingleFamily&Duple	Heat Pump	HVAC	Ground Source Heatpump	ENERGY STAR Open Loop Water-to-Air System with	SEER 14 Air Source Heat Pump
108	WS	Residentia	All	AC	HVAC	Central AC Tune-up	5% improvement in efficiency of existing equipment (11.2	Existing equipment (10.6 EER
109	WS	Residentia	All	Heat Pump	HVAC	Heat Pump Tune-up	5% improvement in efficiency of existing equipment (11.2	Existing equipment (10.6 EER
110	NWS	Residentia	All	All	Appliances	Refrigerator/Freezer Recycling	Recycling Secondary Refrigerator/Freeze	Functioning Secondary Refrigerator/Freeze
111	NWS	Residentia	All	Gas Heat (No AC)	HVAC	Room Air Conditioner Recycling	Recycling of non-efficient window AC uni	Inefficient window AC uni
112	NWS	Residentia	Multifamily	All	Other	Home Energy Audit	Direct Instal	Direct Instal
113	NWS	Residentia	Multifamily	All	Lighting	Residential Lighting Efficiency	15 W CFL - General Purpose Lighting Direct Insta	43W EISA compliant lamp
114	NWS	Residentia	Multifamily	Electric WH	Hot Water	Faucet Aerators	1.5 GPM	2.2 GPM
115	NWS	Residentia	Multifamily	Electric WH	Hot Water	Low Flow Showerheads	1.5 GPM	2.5 GPM
116	NWS	Residentia	Multifamily	Common Area	Lighting	Hallway Lighting Efficiency	High Performance T8/T5 with Low-BF Ballas	2-Lamp 32W HPT8/T5 with Low-BF Ballast
117	NWS	Residentia	Multifamily	Common Area	Lighting	Exterior Lighting Efficiency	75 W Outdoor LED lamp	250W Metal Halide
118	WS	Residentia	SingleFamily&Duple	All	Lighting	New home - lighting	High Performance Homes - Lighting Package	
119	WS	Residentia	SingleFamily&Duple	All	Other	New home - nonlighting	High Performance Homes - HVAC and Shell	Code level home with SEER 13 cooling equipmen
120	WS	Residentia	SingleFamily&Duple	All	Other	New home - nonlighting	High Performance Homes - HVAC and Shell	Code level home with SEER 14 cooling equipmen
121	WS	Residentia	SingleFamily&Duple	All	Other	New home - furnace	High Performance Homes - Furnace Improvements	Code level home with standard furnace
122	WS	Residentia	All	All	Other	Benchmarking	2% Energy savings on average	
123	WS	Residentia	All	AC	Other	Direct Load Control Switch	0.85 kW Savings	
124	WS	Residentia	All	Heat Pump	Other	Direct Load Control Switch	0.85 kW Savings	
125	WS	Residentia	All	AC	Other	Direct Load Control Thermostat	0.85 kW Savings	
126	WS	Residentia	All	Heat Pump	Other	Direct Load Control Thermostat	0.85 kW Savings	
127	WS	Residentia	All	AC	Other	Non-Enabled Dynamic Pricing (Res	11% Peak Demand Savings	
128	WS	Residentia	All	All	Other	Low-Income Weatherization Package		

MEASURE DESCRIPTION											MEASURE INCREMENTAL SAVINGS PER UNIT					
Measure ID	Weather Sensitive	Sector	Sub-Sector	Building Type	End Use	Measure Name	Measure Unit Name	Retrofit (RET), Replace-on-Burnout (ROB), or New Construction (NEW)	Baseline Unit Lifetime (Years)	Efficient Unit Lifetime (Years)	Total Incremental Cost	Annual kWh Savings	Annual kW Coincident Peak Savings	Annual Gas Savings (Therms)	Annual kWh Increases	Annual kW Coincident Peak Increases
1	NWS	Residentia	All	All	Lighting	Residential Lighting Efficiency	per lamp	ROB	2	8	$1.50	15	0.00330	0	0	0
2	NWS	Residentia	All	All	Lighting	Residential Lighting Efficiency	per lamp	ROB	2	8	$5.00	25	0.00530	0	0	0
3	NWS	Residentia	All	All	Lighting	Residential Lighting Efficiency	per lamp	ROB	2	20	$10.00	19	0.00410	0	0	0
4	NWS	Residentia	All	All	Lighting	Residential Lighting Efficiency	per lamp	ROB	2	20	$10.00	29	0.00630	0	0	0
5	NWS	Residentia	All	All	Consumer	Consumer Electronics	per appliance	ROB	8	8	$40.00	140	0.00160	0	0	0
6	NWS	Residentia	All	Gas WH	Appliances	ENERGYSTAR Clothes Washer and Dryer	per appliance	ROB	11	11	$175.76	24	0.00300	9	0	0
7	NWS	Residentia	All	Electric WH	Appliances	ENERGYSTAR Clothes Washer and Dryer	per appliance	ROB	11	11	$175.76	224	0.03100	0	0	0
8	NWS	Residentia	All	Electric WH	Appliances	ENERGYSTAR Clothes Washer and Dryer	per appliance	ROB	11	11	$175.76	141	0.01900	3	0	0
9	NWS	Residentia	All	Gas WH	Appliances	ENERGYSTAR Clothes Washer and Dryer	per appliance	ROB	11	11	$175.76	97	0.01300	6	0	0
10	NWS	Residentia	All	Electric WH	Appliances	ENERGYSTAR Dishwasher	per appliance	ROB	11	11	$259.00	74	0.01000	0	0	0
11	NWS	Residentia	All	Gas WH	Appliances	ENERGYSTAR Dishwasher	per appliance	ROB	11	11	$259.00	33	0.00400	2	0	0
12	NWS	Residentia	All	All	Appliances	HE Refrigerator	per appliance	ROB	16	16	$84.00	26	0.00397	0	0	0
13	WS	Residentia	All	Gas Heat (No AC)	HVAC	Room Air Conditioner	per appliance	ROB	10	10	$40.00	19	0.02260	0	0	0
14	WS	Residentia	All	Gas Heat (No AC)	HVAC	Room Air Conditioner	per appliance	ROB	10	10	$40.00	26	0.03020	0	0	0
15	NWS	Residentia	All	All	Appliances	Advanced Power Strips	per home	RET	10	10	$15.50	112	0.01400	0	0	0
16	NWS	Residentia	All	All	Appliances	ENERGY STAR Dehumidifier	per home	ROB	12	12	$60.00	163	0.03693	0	0	0
17	NWS	Residentia	All	Electric WH	Hot Water	Water Heater Replacement	Installed Units	ROB	13	13	$1,000.00	2,403	0.21070	0	0	0
18	NWS	Residentia	All	Electric WH	Hot Water	Water Heater Replacement	Installed Units	ROB	13	13	$1,128.00	2,723	0.23880	0	0	0
19	NWS	Residentia	All	Electric WH	Hot Water	Water Heater Replacement	Installed Units	ROB	13	13	$128.00	357	0.03130	0	0	0
20	NWS	Residentia	All	Electric WH	Hot Water	Water Heater Replacements	Installed Units	ROB	20	20	$800.00	207	0.01820	0	0	0
21	NWS	Residentia	SingleFamily&Duple	All	Other	Home Energy Audit	per home	RET	1	1	$250.00	0	0.00000	0	0	0
22	NWS	Residentia	SingleFamily&Duple	All	Lighting	Residential Lighting Efficiency	per lamp	RET	2	8	$4.65	17	0.00400	0	0	0
23	NWS	Residentia	SingleFamily&Duple	Electric WH	Hot Water	Faucet Aerators	per faucet	RET	10	10	$3.00	33	0.00350	0	0	0
24	NWS	Residentia	SingleFamily&Duple	Electric WH	Hot Water	Low Flow Showerheads	per showerhead	RET	10	10	$9.75	295	0.03070	0	0	0
25	WS	Residentia	SingleFamily&Duple	AC/Gas Heat	Shell	Air Infiltration	per home	RET	11	11	$537.00	237	0.20550	117	0	0
26	WS	Residentia	SingleFamily&Duple	Gas Heat (No AC)	Shell	Air Infiltration	per home	RET	11	11	$537.00	132	0.00000	117	0	0
27	WS	Residentia	SingleFamily&Duple	AC/Electric Resistance	Shell	Air Infiltration	per home	RET	11	11	$537.00	2,987	0.14590	0	0	0
28	WS	Residentia	SingleFamily&Duple	Heat Pump	Shell	Air Infiltration	per home	RET	11	11	$537.00	2,100	0.14530	0	0	0
29	WS	Residentia	SingleFamily&Duple	AC/Gas Heat	Shell	Attic Knee Wall Insulation	per home	RET	20	20	$1,028.00	409	0.37050	12	0	0
30	WS	Residentia	SingleFamily&Duple	Gas Heat (No AC)	Shell	Attic Knee Wall Insulation	per home	RET	20	20	$1,028.00	18	0.00580	12	0	0
31	WS	Residentia	SingleFamily&Duple	AC/Electric Resistance	Shell	Attic Knee Wall Insulation	per home	RET	20	20	$1,028.00	679	0.37010	0	0	0
32	WS	Residentia	SingleFamily&Duple	Heat Pump	Shell	Attic Knee Wall Insulation	per home	RET	20	20	$1,028.00	496	0.36870	0	0	0
33	WS	Residentia	SingleFamily&Duple	AC/Gas Heat	Shell	Ceiling Insulation	per home	RET	20	20	$1,901.22	3,368	2.31880	111	0	0
34	WS	Residentia	SingleFamily&Duple	AC/Gas Heat	Shell	Ceiling Insulation	per home	RET	20	20	$1,320.85	1,697	0.79860	66	0	0
35	WS	Residentia	SingleFamily&Duple	AC/Gas Heat	Shell	Ceiling Insulation	per home	RET	20	20	$1,320.85	1,025	0.56970	44	0	0
36	WS	Residentia	SingleFamily&Duple	AC/Gas Heat	Shell	Ceiling Insulation	per home	RET	20	20	$840.54	644	0.25380	30	0	0
37	WS	Residentia	SingleFamily&Duple	Gas Heat (No AC)	Shell	Ceiling Insulation	per home	RET	20	20	$1,901.22	189	0.06230	111	0	0
38	WS	Residentia	SingleFamily&Duple	Gas Heat (No AC)	Shell	Ceiling Insulation	per home	RET	20	20	$1,320.85	109	0.03550	66	0	0
39	WS	Residentia	SingleFamily&Duple	Gas Heat (No AC)	Shell	Ceiling Insulation	per home	RET	20	20	$1,320.85	69	0.02240	44	0	0
40	WS	Residentia	SingleFamily&Duple	Gas Heat (No AC)	Shell	Ceiling Insulation	per home	RET	20	20	$840.54	44	0.01420	30	0	0
41	WS	Residentia	SingleFamily&Duple	AC/Electric Resistance	Shell	Ceiling Insulation	per home	RET	20	20	$1,901.22	5,909	2.31350	0	0	0
42	WS	Residentia	SingleFamily&Duple	AC/Electric Resistance	Shell	Ceiling Insulation	per home	RET	20	20	$1,320.85	3,203	0.79750	0	0	0
43	WS	Residentia	SingleFamily&Duple	AC/Electric Resistance	Shell	Ceiling Insulation	per home	RET	20	20	$1,320.85	2,039	0.56900	0	0	0
44	WS	Residentia	SingleFamily&Duple	AC/Electric Resistance	Shell	Ceiling Insulation	per home	RET	20	20	$840.54	1,325	0.25360	0	0	0
45	WS	Residentia	SingleFamily&Duple	Heat Pump	Shell	Ceiling Insulation	per home	RET	20	20	$1,901.22	3,721	2.30070	0	0	0
46	WS	Residentia	SingleFamily&Duple	Heat Pump	Shell	Ceiling Insulation	per home	RET	20	20	$1,320.85	1,993	0.79390	0	0	0
47	WS	Residentia	SingleFamily&Duple	Heat Pump	Shell	Ceiling Insulation	per home	RET	20	20	$1,320.85	1,287	0.56680	0	0	0
48	WS	Residentia	SingleFamily&Duple	Heat Pump	Shell	Ceiling Insulation	per home	RET	20	20	$840.54	831	0.25260	0	0	0
49	WS	Residentia	SingleFamily&Duple	AC/Electric Resistance	HVAC	Duct Sealing	per home	RET	18	18	$1,165.00	5,803	0.70290	0	0	0
50	WS	Residentia	SingleFamily&Duple	Heat Pump	HVAC	Duct Sealing	per home	RET	18	18	$1,165.00	3,673	0.70290	0	0	0
51	WS	Residentia	SingleFamily&Duple	AC/Gas Heat	HVAC	Duct Sealing	per home	RET	18	18	$1,165.00	1,804	0.70290	171	0	0
52	WS	Residentia	SingleFamily&Duple	AC/Gas Heat	Shell	Energy Star Windows	per home	RET	20	20	$6,513.26	1,722	1.13910	128	0	0
53	WS	Residentia	SingleFamily&Duple	Gas Heat (No AC)	Shell	Energy Star Windows	per home	RET	20	20	$6,513.26	86	0.03370	128	0	0
54	WS	Residentia	SingleFamily&Duple	AC/Electric Resistance	Shell	Energy Star Windows	per home	RET	20	20	$6,513.26	4,653	1.21500	0	0	0
55	WS	Residentia	SingleFamily&Duple	Heat Pump	Shell	Energy Star Windows	per home	RET	20	20	$6,513.26	3,142	1.23590	0	0	0
56	WS	Residentia	SingleFamily&Duple	AC/Gas Heat	Shell	Energy Star Windows	per home	ROB	20	20	$1,371.69	1,307	0.84300	64	0	0
57	WS	Residentia	SingleFamily&Duple	Gas Heat (No AC)	Shell	Energy Star Windows	per home	ROB	20	20	$1,371.69	39	0.01510	64	0	0
58	WS	Residentia	SingleFamily&Duple	AC/Electric Resistance	Shell	Energy Star Windows	per home	ROB	20	20	$1,371.69	2,763	0.91510	0	0	0
59	WS	Residentia	SingleFamily&Duple	Heat Pump	Shell	Energy Star Windows	per home	ROB	20	20	$1,371.69	2,074	0.93320	0	0	0
60	WS	Residentia	SingleFamily&Duple	AC/Gas Heat	Shell	Floor Insulation	per home	RET	20	20	$2,081.33	347	0.00000	130	0	0

MEASURE DESCRIPTION											MEASURE INCREMENTAL SAVINGS PER UNIT					
Measure ID	Weather Sensitive	Sector	Sub-Sector	Building Type	End Use	Measure Name	Measure Unit Name	Retrofit (RET), Replace-on-Burnout (ROB), or New Construction (NEW)	Baseline Unit Lifetime (Years)	Efficient Unit Lifetime (Years)	Total Incremental Cost	Annual kWh Savings	Annual kW Coincident Peak Savings	Annual Gas Savings (Therms)	Annual kWh Increases	Annual kW Coincident Peak Increases
61	WS	Residentia	SingleFamily&Duple	Gas Heat (No AC)	Shell	Floor Insulatior	per home	RET	20	20	$2,081.33	226	0.00000	130	0	0
62	WS	Residentia	SingleFamily&Duple	AC/Electric Resistance	Shell	Floor Insulatior	per home	RET	20	20	$2,081.33	3,320	0.53190	0	0	0
63	WS	Residentia	SingleFamily&Duple	Heat Pump	Shell	Floor Insulatior	per home	RET	20	20	$2,081.33	1,871	0.33350	0	0	0
64	WS	Residentia	SingleFamily&Duple	AC/Gas Heat	Shell	Radiant Barriers	per home	RET	25	25	$1,500.75	355	0.45920	19	0	0
65	WS	Residentia	SingleFamily&Duple	Gas Heat (No AC)	Shell	Radiant Barriers	per home	RET	25	25	$1,500.75	2	0.00050	19	0	0
66	WS	Residentia	SingleFamily&Duple	AC/Electric Resistance	Shell	Radiant Barriers	per home	RET	25	25	$1,500.75	786	0.46010	0	0	0
67	WS	Residentia	SingleFamily&Duple	Heat Pump	Shell	Radiant Barriers	per home	RET	25	25	$1,500.75	627	0.46320	0	0	0
68	WS	Residentia	SingleFamily&Duple	AC/Gas Heat	Shell	Wall Insulatior	per home	RET	20	20	$1,345.55	1,561	0.44260	146	0	0
69	WS	Residentia	SingleFamily&Duple	Gas Heat (No AC)	Shell	Wall Insulatior	per home	RET	20	20	$1,345.55	234	0.08600	146	0	0
70	WS	Residentia	SingleFamily&Duple	AC/Electric Resistance	Shell	Wall Insulatior	per home	RET	20	20	$1,345.55	4,892	0.58470	0	0	0
71	WS	Residentia	SingleFamily&Duple	Heat Pump	Shell	Wall Insulatior	per home	RET	20	20	$1,345.55	3,911	0.59100	0	0	0
72	WS	Residentia	SingleFamily&Duple	Electric WH	Hot Water	Water Heater Jackets	Installed Units	RET	13	13	$53.50	104	0.00800	0	0	0
73	WS	Residentia	SingleFamily&Duple	Electric WH	Hot Water	Water Heater Pipe Insulatior	Installed Units	RET	13	13	$38.42	44	0.01400	0	0	0
74	WS	Residentia	SingleFamily&Duple	AC/Gas Heat	Shell	Window Film	sqft of windows	RET	10	10	$2.66	1	0.00070	0	0	0
75	WS	Residentia	SingleFamily&Duple	Gas Heat (No AC)	Shell	Window Film	sqft of windows	RET	10	10	$2.66	0	0.00000	0	0	0
76	WS	Residentia	SingleFamily&Duple	AC/Electric Resistance	Shell	Window Film	sqft of windows	RET	10	10	$2.66	0	0.00070	0	1	0
77	WS	Residentia	SingleFamily&Duple	Heat Pump	Shell	Window Film	sqft of windows	RET	10	10	$2.66	0	0.00070	0	0	0
78	NWS	Residentia	SingleFamily&Duple	All	Other	ENERGY STAR Variable Speed Drive Pool	per unit	RET	10	10	$848.00	2,182	0.47900	0	0	0
79	NWS	Residentia	SingleFamily&Duple	All	HVAC	High Efficiency Bathroom Exhaust Far	per unit	RET	19	19	$43.50	89	0.01010	0	0	0
80	WS	Residentia	All	AC/Electric Resistance	HVAC	Central AC Replacement	Home	ROB	15	15	$357.00	383	0.11690	0	0	0
81	WS	Residentia	All	AC/Electric Resistance	HVAC	Central AC Replacement	Home	ROB	15	15	$714.00	718	0.21640	0	0	0
82	WS	Residentia	All	AC/Electric Resistance	HVAC	Central AC Replacement	Home	ROB	15	15	$1,431.00	1,276	0.37380	0	0	0
83	WS	Residentia	All	AC/Electric Resistance	HVAC	Central AC Replacement	Home	ROB	15	15	$714.00	824	0.25510	0	0	0
84	WS	Residentia	All	AC/Electric Resistance	HVAC	Central AC Replacement	Home	ROB	15	15	$1,071.00	1,159	0.35460	0	0	0
85	WS	Residentia	All	AC/Electric Resistance	HVAC	Central AC Replacement	Home	ROB	15	15	$1,788.00	1,718	0.51200	0	0	0
86	WS	Residentia	All	AC/Gas Heat	HVAC	Central AC Replacement	Home	ROB	15	15	$357.00	583	0.11690	0	0	0
87	WS	Residentia	All	AC/Gas Heat	HVAC	Central AC Replacement	Home	ROB	15	15	$714.00	918	0.21640	0	0	0
88	WS	Residentia	All	AC/Gas Heat	HVAC	Central AC Replacement	Home	ROB	15	15	$1,431.00	1,477	0.37380	0	0	0
89	WS	Residentia	All	AC/Gas Heat	HVAC	Central AC Replacement	Home	ROB	15	15	$714.00	1,025	0.25510	0	0	0
90	WS	Residentia	All	AC/Gas Heat	HVAC	Central AC Replacement	Home	ROB	15	15	$1,071.00	1,360	0.35460	0	0	0
91	WS	Residentia	All	AC/Gas Heat	HVAC	Central AC Replacement	Home	ROB	15	15	$1,788.00	1,918	0.51200	0	0	0
92	WS	Residentia	All	Heat Pump	HVAC	Heat Pump Replacement	Home	ROB	15	15	$411.00	528	0.11690	0	0	0
93	WS	Residentia	All	Heat Pump	HVAC	Heat Pump Replacement	Home	ROB	15	15	$822.00	1,005	0.21640	0	0	0
94	WS	Residentia	All	Heat Pump	HVAC	Heat Pump Replacement	Home	ROB	15	15	$1,698.00	1,822	0.37380	0	0	0
95	WS	Residentia	All	Heat Pump	HVAC	Heat Pump Replacement	Home	ROB	15	15	$822.00	1,288	0.25510	0	0	0
96	WS	Residentia	All	Heat Pump	HVAC	Heat Pump Replacement	Home	ROB	15	15	$1,233.00	1,764	0.35460	0	0	0
97	WS	Residentia	All	Heat Pump	HVAC	Heat Pump Replacement	Home	ROB	15	15	$2,055.00	2,581	0.51200	0	0	0
98	WS	Residentia	All	AC	HVAC	Mini-Split AC	Home	ROB	15	13	$1,394.69	2,736	1.03360	0	0	0
99	WS	Residentia	All	AC	HVAC	Mini-Split AC	Home	ROB	15	13	$3,510.08	4,441	1.48640	0	0	0
100	WS	Residentia	All	Heat Pump	HVAC	Mini-Split Heat Pump	Home	ROB	15	13	$1,394.69	5,240	1.03360	0	0	0
101	WS	Residentia	All	Heat Pump	HVAC	Mini-Split Heat Pump	Home	ROB	15	13	$3,510.08	7,785	1.48640	0	0	0
102	WS	Residentia	All	AC	HVAC	Mini-Split AC	Home	ROB	15	13	$1,751.69	2,757	1.00810	0	0	0
103	WS	Residentia	All	AC	HVAC	Mini-Split AC	Home	ROB	15	13	$3,867.08	4,462	1.46090	0	0	0
104	WS	Residentia	All	Heat Pump	HVAC	Mini-Split Heat Pump	Home	ROB	15	13	$1,751.69	5,393	1.00810	0	0	0
105	WS	Residentia	All	Heat Pump	HVAC	Mini-Split Heat Pump	Home	ROB	15	13	$3,867.08	7,937	1.46090	0	0	0
106	WS	Residentia	SingleFamily&Duple	Heat Pump	HVAC	Ground Source Heatpump	per home	ROB	15	15	$9,000.00	13,168	1.31210	0	0	0
107	WS	Residentia	SingleFamily&Duple	Heat Pump	HVAC	Ground Source Heatpump	per home	ROB	15	15	$8,500.00	11,768	1.17890	0	0	0
108	WS	Residentia	All	AC	HVAC	Central AC Tune-up	Home	ROB	10	10	$175.00	360	0.14010	0	0	0
109	WS	Residentia	All	Heat Pump	HVAC	Heat Pump Tune-up	Home	ROB	10	10	$175.00	613	0.14010	0	0	0
110	NWS	Residentia	All	All	Appliances	Refrigerator/Freezer Recycling	per appliance	RET	8	8	$120.00	810	0.12240	0	0	0
111	NWS	Residentia	All	Gas Heat (No AC)	HVAC	Room Air Conditioner Recycling	per appliance	RET	4	4	$120.00	1,430	0.82170	0	0	0
112	NWS	Residentia	Multifamily	All	Other	Home Energy Audit	per home	RET	1	1	$0.00	0	0.00000	0	0	0
113	NWS	Residentia	Multifamily	All	Lighting	Residential Lighting Efficiency	per lamp	RET	2	8	$4.65	17	0.00400	0	0	0
114	NWS	Residentia	Multifamily	Electric WH	Hot Water	Faucet Aerators	per faucet	RET	10	10	$3.00	33	0.00350	0	0	0
115	NWS	Residentia	Multifamily	Electric WH	Hot Water	Low Flow Showerheads	per showerhead	RET	10	10	$9.75	295	0.03070	0	0	0
116	NWS	Residentia	Multifamily	Common Area	Lighting	Hallway Lighting Efficiency	Per Fixure	RET	11	11	$55.00	65	0.01000	0	0	0
117	NWS	Residentia	Multifamily	Common Area	Lighting	Exterior Lighting Efficiency	Per Fixure	RET	2	11	$175.00	781	0.00000	0	0	0
118	WS	Residentia	SingleFamily&Duple	All	Lighting	New home - lighting	per home	NEW	2	8	$38.80	995	0.14120	0	0	0
119	WS	Residentia	SingleFamily&Duple	All	Other	New home - nonlighting	per home	NEW	17	17	$1,797.87	1,589	0.43860	0	0	0
120	WS	Residentia	SingleFamily&Duple	All	Other	New home - nonlighting	per home	NEW	17	17	$1,397.87	1,240	0.32500	0	0	0
121	WS	Residentia	SingleFamily&Duple	All	Other	New home - furnace	per home	NEW	20	20	$1,028.80	0	0.00000	121	0	0
122	WS	Residentia	All	All	Other	Benchmarking	per customer	RET	1	1	$10.50	314	0.00000	0	0	0
123	WS	Residentia	All	AC	Other	Direct Load Control Switch	per customer	RET	5	5	$170.00	0	0.85000	0	0	0
124	WS	Residentia	All	Heat Pump	Other	Direct Load Control Switch	per customer	RET	5	5	$170.00	0	0.85000	0	0	0
125	WS	Residentia	All	AC	Other	Direct Load Control Thermostat	per customer	RET	5	5	$110.00	0	0.85000	0	0	0
126	WS	Residentia	All	Heat Pump	Other	Direct Load Control Thermostat	per customer	RET	5	5	$110.00	0	0.85000	0	0	0
127	WS	Residentia	All	AC	Other	Non-Enabled Dynamic Pricing (Res	per customer	RET	10	10	$1.00	0	0.38130	0	0	0
128	WS	Residentia	All	All	Other	Low-Income Weatherization Package	per home	RET	14	14	$2,740.00	3,765	1.18350	473	0	0

Residential Measures

MEASURE DESCRIPTION							MEASURE SELECTION				APPLICABILITY									PROGRAM
Measure ID	Weather Sensitive	Sector	Sub-Sector	Building Type	End Use	Measure Name	Measure TRC calculated for 2014	Measure TRC calculated for 2020	Measure TRC calculated for 2022	Passed Measure Screening? (1=Yes, 0=No)	Total Sub-Sector Units	Measure Units per Sub-Sector Unit	Applicability	Technical Feasibility	Distribution of Measure Permutation by Measure Size	Distribution of Measure Permutation by Efficiency Level	Not Yet Adopted Rate	Annual Replacement Eligibility	Total Applicable Measure Units	Program-Measure Inclusion (if Passed Measure Screening)
1	NWS	Residential	All	All	Lighting	Residential Lighting Efficiency	3.3	4.8	5.1	1	335,212	34	100%	68%	0%	50%	100%	50%	1,931,827	Residential Lighting & Appliances
2	NWS	Residential	All	All	Lighting	Residential Lighting Efficiency	1.6	2.3	2.5	0	0	0	0%	0%	0%	0%	0%	0%	0	*N/A
3	NWS	Residential	All	All	Lighting	Residential Lighting Efficiency	1.7	2.1	2.2	1	335,212	34	100%	68%	0%	50%	100%	50%	1,931,827	Residential Lighting & Appliances
4	NWS	Residential	All	All	Lighting	Residential Lighting Efficiency	2.7	3.2	3.3	1	335,212	34	100%	32%	0%	100%	100%	50%	1,818,190	Residential Lighting & Appliances
5	NWS	Residential	All	All	Consumer Electronics	Consumer Electronics	1.1	1.3	1.3	1	335,212	1	100%	0%	0%	0%	4%	13%	1,676	Residential Lighting & Appliances
6	NWS	Residential	All	Gas WH	Appliances	ENERGYSTAR Clothes Washer and Dryer	0.3	0.3	0.3	0	0	0	0%	0%	0%	0%	0%	0%	0	*N/A
7	NWS	Residential	All	Electric WH	Appliances	ENERGYSTAR Clothes Washer and Dryer	0.6	0.8	0.8	0	0	0	0%	0%	0%	0%	0%	0%	0	*N/A
8	NWS	Residential	All	Electric WH	Appliances	ENERGYSTAR Clothes Washer and Dryer	0.5	0.6	0.6	0	0	0	0%	0%	0%	0%	0%	0%	0	*N/A
9	NWS	Residential	All	Gas WH	Appliances	ENERGYSTAR Clothes Washer and Dryer	0.4	0.5	0.5	0	0	0	0%	0%	0%	0%	0%	0%	0	*N/A
10	NWS	Residential	All	Electric WH	Appliances	ENERGYSTAR Dishwasher	0.1	0.2	0.2	0	0	0	0%	0%	0%	0%	0%	0%	0	*N/A
11	NWS	Residential	All	Gas WH	Appliances	ENERGYSTAR Dishwasher	0.1	0.1	0.1	0	0	0	0%	0%	0%	0%	0%	0%	0	*N/A
12	NWS	Residential	All	All	Appliances	HE Refrigerator	0.2	0.3	0.3	0	0	0	0%	0%	0%	0%	0%	0%	0	*N/A
13	WS	Residential	All	Gas Heat (No AC)	HVAC	Room Air Conditioner	0.4	0.8	0.8	0	0	0	0%	0%	0%	0%	0%	0%	0	*N/A
14	WS	Residential	All	Gas Heat (No AC)	HVAC	Room Air Conditioner	0.6	1.0	1.1	1	335,212	2	15%	0%	50%	0%	100%	10%	5,028	Residential Lighting & Appliances
15	NWS	Residential	All	All	Appliances	Advanced Power Strips	3.2	4.0	4.2	1	335,212	1	100%	0%	0%	0%	100%	100%	479,353	Residential Lighting & Appliances
16	NWS	Residential	All	All	Appliances	ENERGY STAR Dehumidifier	1.6	2.1	2.2	1	335,212	1	100%	32%	0%	0%	100%	8%	8,995	Residential Lighting & Appliances
17	NWS	Residential	All	Electric WH	Hot Water	Water Heater Replacement	1.3	1.6	1.6	1	335,212	1	42%	0%	50%	0%	100%	8%	0	Water Heating
18	NWS	Residential	All	Electric WH	Hot Water	Water Heater Replacement	1.3	1.6	1.6	1	335,212	1	42%	0%	50%	0%	100%	8%	0	Water Heating
19	NWS	Residential	All	Electric WH	Hot Water	Water Heater Replacement	1.5	1.8	1.9	1	335,212	1	42%	0%	50%	0%	100%	8%	5,415	Water Heating
20	NWS	Residential	All	Electric WH	Hot Water	Water Heater Replacements	0.2	0.2	0.2	0	0	0	0%	0%	0%	0%	0%	0%	0	*N/A
21	NWS	Residential	SingleFamily&Duplex	All	Other	Home Energy Audit	0.0	0.0	0.0	1	278,226	1	100%	56%	0%	0%	0%	100%	156,252	Residential Home Audit & Retrofit
22	NWS	Residential	SingleFamily&Duplex	All	Lighting	Residential Lighting Efficiency	1.2	1.8	1.9	1	278,226	12	100%	56%	0%	0%	66%	100%	1,237,513	Residential Home Audit & Retrofit
23	NWS	Residential	SingleFamily&Duplex	Electric WH	Hot Water	Faucet Aerators	4.7	5.9	6.2	1	278,226	2	42%	56%	0%	0%	0%	100%	131,251	Residential Home Audit & Retrofit
24	NWS	Residential	SingleFamily&Duplex	Electric WH	Hot Water	Low Flow Showerheads	13.0	16.2	17.0	1	278,226	1	42%	56%	0%	0%	0%	100%	65,626	Residential Home Audit & Retrofit
25	WS	Residential	SingleFamily&Duplex	AC/Gas Heat	Shell	Air Infiltration	1.3	1.6	1.7	1	278,226	1	37%	56%	0%	0%	52%	100%	30,020	Residential Home Audit & Retrofit
26	WS	Residential	SingleFamily&Duplex	Gas Heat (No AC)	Shell	Air Infiltration	1.0	1.1	1.2	1	278,226	1	15%	56%	0%	0%	52%	100%	12,188	Residential Home Audit & Retrofit
27	WS	Residential	SingleFamily&Duplex	AC/Electric Resistance	Shell	Air Infiltration	2.5	2.9	3.0	1	278,226	1	41%	56%	0%	0%	52%	100%	33,356	Residential Home Audit & Retrofit
28	WS	Residential	SingleFamily&Duplex	Heat Pump	Shell	Air Infiltration	1.8	2.1	2.2	1	278,226	1	7%	56%	0%	0%	52%	100%	5,688	Residential Home Audit & Retrofit
29	WS	Residential	SingleFamily&Duplex	AC/Gas Heat	Shell	Attic Knee Wall Insulation	0.8	1.0	1.1	1	278,226	1	37%	56%	0%	0%	25%	100%	14,433	Residential Home Audit & Retrofit
30	WS	Residential	SingleFamily&Duplex	Gas Heat (No AC)	Shell	Attic Knee Wall Insulation	0.1	0.1	0.1	0	0	0	0%	0%	0%	0%	0%	0%	0	*N/A
31	WS	Residential	SingleFamily&Duplex	AC/Electric Resistance	Shell	Attic Knee Wall Insulation	0.9	1.1	1.2	1	278,226	1	41%	56%	0%	0%	25%	100%	16,036	Residential Home Audit & Retrofit
32	WS	Residential	SingleFamily&Duplex	Heat Pump	Shell	Attic Knee Wall Insulation	0.7	1.0	1.0	1	278,226	1	7%	56%	0%	0%	25%	100%	2,734	Residential Home Audit & Retrofit
33	WS	Residential	SingleFamily&Duplex	AC/Gas Heat	Shell	Ceiling Insulation	3.0	3.8	4.0	1	278,226	1	37%	56%	0%	0%	25%	100%	14,433	Residential Home Audit & Retrofit
34	WS	Residential	SingleFamily&Duplex	AC/Gas Heat	Shell	Ceiling Insulation	1.9	2.4	2.5	1	278,226	1	37%	56%	0%	33%	75%	100%	14,288	Residential Home Audit & Retrofit
35	WS	Residential	SingleFamily&Duplex	AC/Gas Heat	Shell	Ceiling Insulation	1.2	1.6	1.6	1	278,226	1	37%	56%	0%	33%	75%	100%	14,288	Residential Home Audit & Retrofit
36	WS	Residential	SingleFamily&Duplex	AC/Gas Heat	Shell	Ceiling Insulation	1.1	1.4	1.4	1	278,226	1	37%	56%	0%	33%	75%	100%	14,288	Residential Home Audit & Retrofit
37	WS	Residential	SingleFamily&Duplex	Gas Heat (No AC)	Shell	Ceiling Insulation	0.5	0.6	0.6	0	0	0	0%	0%	0%	0%	0%	0%	0	*N/A
38	WS	Residential	SingleFamily&Duplex	Gas Heat (No AC)	Shell	Ceiling Insulation	0.4	0.5	0.5	0	0	0	0%	0%	0%	0%	0%	0%	0	*N/A
39	WS	Residential	SingleFamily&Duplex	Gas Heat (No AC)	Shell	Ceiling Insulation	0.3	0.3	0.3	0	0	0	0%	0%	0%	0%	0%	0%	0	*N/A
40	WS	Residential	SingleFamily&Duplex	Gas Heat (No AC)	Shell	Ceiling Insulation	0.3	0.3	0.4	0	0	0	0%	0%	0%	0%	0%	0%	0	*N/A
41	WS	Residential	SingleFamily&Duplex	AC/Electric Resistance	Shell	Ceiling Insulation	3.5	4.4	4.6	1	278,226	1	41%	56%	0%	0%	25%	100%	16,036	Residential Home Audit & Retrofit
42	WS	Residential	SingleFamily&Duplex	AC/Electric Resistance	Shell	Ceiling Insulation	2.3	2.8	2.9	1	278,226	1	41%	56%	0%	33%	75%	100%	15,876	Residential Home Audit & Retrofit
43	WS	Residential	SingleFamily&Duplex	AC/Electric Resistance	Shell	Ceiling Insulation	1.5	1.9	1.9	1	278,226	1	41%	56%	0%	33%	75%	100%	15,876	Residential Home Audit & Retrofit
44	WS	Residential	SingleFamily&Duplex	AC/Electric Resistance	Shell	Ceiling Insulation	1.4	1.7	1.7	1	278,226	1	41%	56%	0%	33%	75%	100%	15,876	Residential Home Audit & Retrofit
45	WS	Residential	SingleFamily&Duplex	Heat Pump	Shell	Ceiling Insulation	2.7	3.5	3.7	1	278,226	1	7%	56%	0%	0%	25%	100%	2,734	Residential Home Audit & Retrofit
46	WS	Residential	SingleFamily&Duplex	Heat Pump	Shell	Ceiling Insulation	1.7	2.1	2.2	1	278,226	1	7%	56%	0%	33%	75%	100%	2,707	Residential Home Audit & Retrofit
47	WS	Residential	SingleFamily&Duplex	Heat Pump	Shell	Ceiling Insulation	1.2	1.5	1.5	1	278,226	1	7%	56%	0%	33%	75%	100%	2,707	Residential Home Audit & Retrofit
48	WS	Residential	SingleFamily&Duplex	Heat Pump	Shell	Ceiling Insulation	1.0	1.2	1.3	1	278,226	1	7%	56%	0%	33%	75%	100%	2,707	Residential Home Audit & Retrofit
49	WS	Residential	SingleFamily&Duplex	AC/Electric Resistance	HVAC	Duct Sealing	3.7	4.4	4.5	1	278,226	1	41%	56%	0%	0%	52%	100%	33,356	Residential Home Audit & Retrofit
50	WS	Residential	SingleFamily&Duplex	Heat Pump	HVAC	Duct Sealing	2.6	3.1	3.2	1	278,226	1	7%	56%	0%	0%	52%	100%	5,688	Residential Home Audit & Retrofit
51	WS	Residential	SingleFamily&Duplex	AC/Gas Heat	HVAC	Duct Sealing	2.5	3.1	3.2	1	278,226	1	37%	56%	0%	0%	52%	100%	30,020	Residential Home Audit & Retrofit
52	WS	Residential	SingleFamily&Duplex	AC/Gas Heat	Shell	Energy Star Windows	0.5	0.6	0.7	0	0	0	0%	0%	0%	0%	0%	0%	0	*N/A
53	WS	Residential	SingleFamily&Duplex	Gas Heat (No AC)	Shell	Energy Star Windows	0.1	0.2	0.2	0	0	0	0%	0%	0%	0%	0%	0%	0	*N/A
54	WS	Residential	SingleFamily&Duplex	AC/Electric Resistance	Shell	Energy Star Windows	0.7	0.8	0.9	0	0	0	0%	0%	0%	0%	0%	0%	0	*N/A
55	WS	Residential	SingleFamily&Duplex	Heat Pump	Shell	Energy Star Windows	0.5	0.7	0.7	0	0	0	0%	0%	0%	0%	0%	0%	0	*N/A
56	WS	Residential	SingleFamily&Duplex	AC/Gas Heat	Shell	Energy Star Windows	1.7	2.1	2.2	1	278,226	1	37%	56%	0%	0%	0%	5%	2,887	Residential Home Audit & Retrofit
57	WS	Residential	SingleFamily&Duplex	Gas Heat (No AC)	Shell	Energy Star Windows	0.3	0.4	0.4	0	0	0	0%	0%	0%	0%	0%	0%	0	*N/A
58	WS	Residential	SingleFamily&Duplex	AC/Electric Resistance	Shell	Energy Star Windows	2.1	2.6	2.7	1	278,226	1	41%	56%	0%	0%	0%	5%	3,207	Residential Home Audit & Retrofit
59	WS	Residential	SingleFamily&Duplex	Heat Pump	Shell	Energy Star Windows	1.8	2.3	2.4	1	278,226	1	7%	56%	0%	0%	0%	5%	547	Residential Home Audit & Retrofit
60	WS	Residential	SingleFamily&Duplex	AC/Gas Heat	Shell	Floor Insulation	0.5	0.6	0.6	0	0	0	0%	0%	0%	0%	0%	0%	0	*N/A

*N/A: Measure did not pass measure level screening and therefore was not included in a program.

Residential Measures

MEASURE DESCRIPTION							MEASURE SELECTION				APPLICABILITY									PROGRAM
Measure ID	Weather Sensitive	Sector	Sub-Sector	Building Type	End Use	Measure Name	Measure TRC calculated for 2014	Measure TRC calculated for 2020	Measure TRC calculated for 2022	Passed Measure Screening? (1=Yes, 0=No)	Total Sub-Sector Units	Measure Units per Sub-Sector Unit	Applicability	Technical Feasibility	Distribution of Measure Permutation by Measure Size	Distribution of Measure Permutation by Efficiency Level	Not Yet Adopted Rate	Annual Replacement Eligibility	Total Applicable Measure Units	Program-Measure Inclusion (if Passed Measure Screening)
61	WS	Residential	SingleFamily&Duplex	Gas Heat (No AC)	Shell	Floor Insulatior	0.5	0.6	0.6	0	0	0	0%	0%	0%	0%	0%	0%	0	*N/A
62	WS	Residential	SingleFamily&Duplex	AC/Electric Resistance	Shell	Floor Insulatior	1.4	1.6	1.7	1	278,226	1	41%	56%	0%	0%	35%	100%	22,451	Residential Home Audit & Retrofit
63	WS	Residential	SingleFamily&Duplex	Heat Pump	Shell	Floor Insulatior	0.8	0.9	1.0	0	0	0	0%	0%	0%	0%	0%	0%	0	*N/A
64	WS	Residential	SingleFamily&Duplex	AC/Gas Heat	Shell	Radiant Barriers	0.7	0.9	1.0	1	278,226	1	37%	56%	0%	0%	25%	100%	14,433	Residential Home Audit & Retrofit
65	WS	Residential	SingleFamily&Duplex	Gas Heat (No AC)	Shell	Radiant Barriers	0.1	0.1	0.1	0	0	0	0%	0%	0%	0%	0%	0%	0	*N/A
66	WS	Residential	SingleFamily&Duplex	AC/Electric Resistance	Shell	Radiant Barriers	0.8	1.0	1.1	1	278,226	1	41%	56%	0%	0%	25%	100%	16,036	Residential Home Audit & Retrofit
67	WS	Residential	SingleFamily&Duplex	Heat Pump	Shell	Radiant Barriers	0.8	1.0	1.0	1	278,226	1	7%	56%	0%	0%	25%	100%	2,734	Residential Home Audit & Retrofit
68	WS	Residential	SingleFamily&Duplex	AC/Gas Heat	Shell	Wall Insulatior	1.9	2.2	2.3	1	278,226	1	37%	56%	0%	0%	35%	100%	20,206	Residential Home Audit & Retrofit
69	WS	Residential	SingleFamily&Duplex	Gas Heat (No AC)	Shell	Wall Insulatior	0.9	1.1	1.1	1	278,226	1	15%	56%	0%	0%	35%	100%	8,203	Residential Home Audit & Retrofit
70	WS	Residential	SingleFamily&Duplex	AC/Electric Resistance	Shell	Wall Insulatior	2.9	3.4	3.5	1	278,226	1	41%	56%	0%	0%	35%	100%	22,451	Residential Home Audit & Retrofit
71	WS	Residential	SingleFamily&Duplex	Heat Pump	Shell	Wall Insulatior	2.5	2.9	3.0	1	278,226	1	7%	56%	0%	0%	35%	100%	3,828	Residential Home Audit & Retrofit
72	WS	Residential	SingleFamily&Duplex	Electric WH	Hot Water	Water Heater Jackets	1.0	1.2	1.3	1	278,226	1	42%	56%	0%	0%	8%	100%	5,048	Residential Home Audit & Retrofit
73	WS	Residential	SingleFamily&Duplex	Electric WH	Hot Water	Water Heater Pipe Insulatior	0.8	1.1	1.1	1	278,226	1	42%	56%	0%	0%	8%	100%	5,048	Residential Home Audit & Retrofit
74	WS	Residential	SingleFamily&Duplex	AC/Gas Heat	Shell	Window Film	0.3	0.4	0.5	0	0	0	0%	0%	0%	0%	0%	0%	0	*N/A
75	WS	Residential	SingleFamily&Duplex	Gas Heat (No AC)	Shell	Window Film	0.0	0.0	0.0	0	0	0	0%	0%	0%	0%	0%	0%	0	*N/A
76	WS	Residential	SingleFamily&Duplex	AC/Electric Resistance	Shell	Window Film	0.1	0.2	0.3	0	0	0	0%	0%	0%	0%	0%	0%	0	*N/A
77	WS	Residential	SingleFamily&Duplex	Heat Pump	Shell	Window Film	0.2	0.3	0.4	0	0	0	0%	0%	0%	0%	0%	0%	0	*N/A
78	NWS	Residential	SingleFamily&Duplex	All	Other	ENERGY STAR Variable Speed Drive Pool	1.2	1.7	1.8	1	278,226	1	100%	4%	0%	0%	0%	100%	12,031	Pool Pump
79	NWS	Residential	SingleFamily&Duplex	All	HVAC	High Efficiency Bathroom Exhaust Fan	1.6	1.8	1.9	1	278,226	2	100%	56%	0%	0%	0%	100%	312,503	Residential Home Audit & Retrofit
80	WS	Residential	All	AC/Electric Resistance	HVAC	Central AC Replacement	0.9	1.1	1.2	1	335,212	1	41%	0%	98%	35%	100%	7%	3,100	ENERGY STAR Air Conditioning
81	WS	Residential	All	AC/Electric Resistance	HVAC	Central AC Replacement	0.8	1.0	1.1	1	335,212	1	41%	0%	98%	34%	100%	7%	3,010	ENERGY STAR Air Conditioning
82	WS	Residential	All	AC/Electric Resistance	HVAC	Central AC Replacement	0.7	0.9	0.9	1	335,212	1	41%	0%	98%	32%	100%	7%	2,835	ENERGY STAR Air Conditioning
83	WS	Residential	All	AC/Electric Resistance	HVAC	Central AC Replacement	0.9	1.2	1.3	1	335,212	1	41%	0%	98%	35%	100%	7%	3,091	ENERGY STAR Air Conditioning
84	WS	Residential	All	AC/Electric Resistance	HVAC	Central AC Replacement	0.9	1.1	1.2	1	335,212	1	41%	0%	98%	34%	100%	7%	3,008	ENERGY STAR Air Conditioning
85	WS	Residential	All	AC/Electric Resistance	HVAC	Central AC Replacement	0.8	1.0	1.0	1	335,212	1	41%	0%	98%	32%	100%	7%	2,846	ENERGY STAR Air Conditioning
86	WS	Residential	All	AC/Gas Heat	HVAC	Central AC Replacement	1.2	1.4	1.5	1	335,212	1	37%	0%	98%	36%	100%	7%	2,907	ENERGY STAR Air Conditioning
87	WS	Residential	All	AC/Gas Heat	HVAC	Central AC Replacement	1.0	1.2	1.3	1	335,212	1	37%	0%	98%	33%	100%	7%	2,688	ENERGY STAR Air Conditioning
88	WS	Residential	All	AC/Gas Heat	HVAC	Central AC Replacement	0.8	1.0	1.0	1	335,212	1	37%	0%	98%	31%	100%	7%	2,456	ENERGY STAR Air Conditioning
89	WS	Residential	All	AC/Gas Heat	HVAC	Central AC Replacement	1.1	1.4	1.4	1	335,212	1	37%	0%	98%	35%	100%	7%	2,822	ENERGY STAR Air Conditioning
90	WS	Residential	All	AC/Gas Heat	HVAC	Central AC Replacement	1.0	1.2	1.3	1	335,212	1	37%	0%	98%	34%	100%	7%	2,703	ENERGY STAR Air Conditioning
91	WS	Residential	All	AC/Gas Heat	HVAC	Central AC Replacement	0.8	1.0	1.1	1	335,212	1	37%	0%	98%	31%	100%	7%	2,525	ENERGY STAR Air Conditioning
92	WS	Residential	All	Heat Pump	HVAC	Heat Pump Replacement	0.9	1.2	1.2	1	335,212	1	7%	0%	97%	34%	100%	7%	523	ENERGY STAR Air Conditioning
93	WS	Residential	All	Heat Pump	HVAC	Heat Pump Replacement	0.9	1.1	1.2	1	335,212	1	7%	0%	97%	34%	100%	7%	513	ENERGY STAR Air Conditioning
94	WS	Residential	All	Heat Pump	HVAC	Heat Pump Replacement	0.8	1.0	1.0	1	335,212	1	7%	0%	97%	32%	100%	7%	486	ENERGY STAR Air Conditioning
95	WS	Residential	All	Heat Pump	HVAC	Heat Pump Replacement	1.1	1.4	1.4	0	0	0	0%	0%	0%	0%	0%	0%	0	*N/A
96	WS	Residential	All	Heat Pump	HVAC	Heat Pump Replacement	1.0	1.3	1.3	0	0	0	0%	0%	0%	0%	0%	0%	0	*N/A
97	WS	Residential	All	Heat Pump	HVAC	Heat Pump Replacement	0.9	1.1	1.2	0	0	0	0%	0%	0%	0%	0%	0%	0	*N/A
98	WS	Residential	All	AC	HVAC	Mini-Split AC	1.5	2.0	2.1	1	335,212	1	78%	0%	3%	53%	100%	7%	232	ENERGY STAR Air Conditioning
99	WS	Residential	All	AC	HVAC	Mini-Split AC	0.9	1.2	1.3	1	335,212	1	78%	0%	3%	47%	100%	7%	203	ENERGY STAR Air Conditioning
100	WS	Residential	All	Heat Pump	HVAC	Mini-Split Heat Pump	2.3	2.9	3.1	1	335,212	1	7%	0%	3%	52%	100%	7%	20	ENERGY STAR Air Conditioning
101	WS	Residential	All	Heat Pump	HVAC	Mini-Split Heat Pump	1.4	1.7	1.8	1	335,212	1	7%	0%	3%	48%	100%	7%	19	ENERGY STAR Air Conditioning
102	WS	Residential	All	AC	HVAC	Mini-Split AC	1.2	1.6	1.7	1	335,212	1	78%	0%	3%	53%	100%	7%	230	ENERGY STAR Air Conditioning
103	WS	Residential	All	AC	HVAC	Mini-Split AC	0.8	1.1	1.2	1	335,212	1	78%	0%	3%	47%	100%	7%	206	ENERGY STAR Air Conditioning
104	WS	Residential	All	Heat Pump	HVAC	Mini-Split Heat Pump	1.9	2.4	2.5	0	0	0	0%	0%	0%	0%	0%	0%	0	*N/A
105	WS	Residential	All	Heat Pump	HVAC	Mini-Split Heat Pump	1.2	1.6	1.7	0	0	0	0%	0%	0%	0%	0%	0%	0	*N/A
106	WS	Residential	SingleFamily&Duplex	Heat Pump	HVAC	Ground Source Heatpump	0.9	1.1	1.1	0	0	0	0%	0%	0%	0%	0%	0%	0	*N/A
107	WS	Residential	SingleFamily&Duplex	Heat Pump	HVAC	Ground Source Heatpump	0.9	1.0	1.1	1	278,226	1	7%	0%	0%	100%	100%	7%	3	ENERGY STAR Air Conditioning
108	WS	Residential	All	AC	HVAC	Central AC Tune-up	1.2	1.7	1.8	1	335,212	1	78%	0%	0%	0%	0%	10%	26,147	ENERGY STAR Air Conditioning
109	WS	Residential	All	Heat Pump	HVAC	Heat Pump Tune-up	1.7	2.3	2.5	1	335,212	1	7%	0%	0%	0%	0%	10%	2,346	ENERGY STAR Air Conditioning
110	NWS	Residential	All	All	Appliances	Refrigerator/Freezer Recycling	2.4	3.2	3.4	1	335,212	1	100%	20%	0%	0%	0%	100%	67,042	Appliance Recycling
111	NWS	Residential	All	Gas Heat (No AC)	HVAC	Room Air Conditioner Recycling	2.6	4.9	5.8	1	335,212	2	15%	7%	0%	0%	0%	100%	6,704	Appliance Recycling
112	NWS	Residential	Multifamily	All	Other	Home Energy Audit	>1.0 (Cost =	>1.0 (Cost =	>1.0 (Cost	0	0	0	0%	0%	0%	0%	0%	0%	0	*N/A
113	NWS	Residential	Multifamily	All	Lighting	Residential Lighting Efficiency	1.2	1.8	1.9	1	23,465	8	100%	31%	0%	0%	66%	100%	38,016	Multifamily
114	NWS	Residential	Multifamily	Electric WH	Hot Water	Faucet Aerators	4.7	5.9	6.2	1	23,465	2	42%	31%	0%	0%	0%	100%	6,048	Multifamily
115	NWS	Residential	Multifamily	Electric WH	Hot Water	Low Flow Showerheads	13.0	16.2	17.0	1	23,465	1	42%	31%	0%	0%	0%	100%	3,024	Multifamily
116	NWS	Residential	Multifamily	Common Area	Lighting	Hallway Lighting Efficiency	0.5	0.7	0.7	0	0	0	0%	0%	0%	0%	0%	0%	0	*N/A
117	NWS	Residential	Multifamily	Common Area	Lighting	Exterior Lighting Efficiency	1.8	2.1	2.2	1	23,465	1	100%	11%	0%	0%	0%	100%	2,597	Multifamily
118	WS	Residential	SingleFamily&Duplex	All	Lighting	New home - lighting	7.9	10.6	11.3	1	5,091	1	100%	0%	0%	0%	0%	100%	5,091	Efficient New Homes
119	WS	Residential	SingleFamily&Duplex	All	Other	New home - nonlighting	0.8	1.0	1.0	1	5,091	1	100%	0%	0%	0%	0%	100%	5,091	Efficient New Homes
120	WS	Residential	SingleFamily&Duplex	All	Other	New home - nonlighting	0.8	0.9	1.0	1	5,091	1	100%	0%	0%	0%	0%	100%	5,091	Efficient New Homes
121	WS	Residential	SingleFamily&Duplex	All	Other	New home - furnace	0.8	0.9	0.9	1	5,091	1	100%	0%	0%	0%	0%	100%	5,091	Efficient New Homes
122	WS	Residential	All	All	Other	Benchmarking	1.3	1.4	1.5	1	335,212	1	100%	0%	0%	0%	0%	100%	335,212	Home Energy Use Benchmarking
123	WS	Residential	All	AC	Other	Direct Load Control Switch	0.6	2.6	3.1	1	335,212	1	78%	0%	0%	0%	0%	100%	261,465	Direct Load Control
124	WS	Residential	All	Heat Pump	Other	Direct Load Control Switch	0.6	2.6	3.1	1	335,212	1	7%	0%	0%	0%	0%	100%	23,465	Direct Load Control
125	WS	Residential	All	AC	Other	Direct Load Control Thermostat	1.0	3.9	4.8	0	0	0	0%	0%	0%	0%	0%	0%	0	*N/A
126	WS	Residential	All	Heat Pump	Other	Direct Load Control Thermostat	1.0	3.9	4.8	0	0	0	0%	0%	0%	0%	0%	0%	0	*N/A
127	WS	Residential	All	AC	Other	Non-Enabled Dynamic Pricing (Res	176.7	384.1	428.9	1	335,212	1	78%	0%	0%	0%	0%	100%	261,465	Dynamic Pricing
128	WS	Residential	All	All	Other	Low-Income Weatherization Package	1.9	2.3	2.5	1	335,212	1	100%	22%	0%	0%	0%	100%	73,747	Low-Income Weatherization

*N/A: Measure did not pass measure level screening and therefore was not included in a program.

MEASURE DESCRIPTION							Measure Documentation				
Measure ID	Weather Sensitive	Sector	Sub-Sector	Building Type	End Use	Measure Name	Measure Cost Source	Measure Savings Source	Measure Lifetime Source	Measure Unit per SubSector Unit Source	Applicability
1	NWS	Residentia	All	All	Lighting	Residential Lighting Efficiency	IL TRM	AR TRM v3.0	AR TRM v3.0	DOE	Entergy RASS/DOE/ICF
2	NWS	Residentia	All	All	Lighting	Residential Lighting Efficiency	IL TRM	AR TRM v3.0	AR TRM v3.0	DOE	Entergy RASS/DOE/ICF
3	NWS	Residentia	All	All	Lighting	Residential Lighting Efficiency	IL TRM	AR TRM v3.0	AR TRM v3.0	DOE	Entergy RASS/DOE/ICF
4	NWS	Residentia	All	All	Lighting	Residential Lighting Efficiency	IL TRM	AR TRM v3.0	AR TRM v3.0	DOE	Entergy RASS/DOE/ICF
5	NWS	Residentia	All	All	Consumer	Consumer Electronics	AR TRM v3.0	AR TRM v3.0	AR TRM v3.0	AR TRM v3.0	Entergy RASS/ENERGY STAR
6	NWS	Residentia	All	Gas WH	Appliances	ENERGYSTAR Clothes Washer and Dryer	AR TRM v3.0	AR TRM v3.0	AR TRM v3.0	AR TRM v3.0	Entergy RASS
7	NWS	Residentia	All	Electric WH	Appliances	ENERGYSTAR Clothes Washer and Dryer	AR TRM v3.0	AR TRM v3.0	AR TRM v3.0	AR TRM v3.0	Entergy RASS
8	NWS	Residentia	All	Electric WH	Appliances	ENERGYSTAR Clothes Washer and Dryer	AR TRM v3.0	AR TRM v3.0	AR TRM v3.0	AR TRM v3.0	Entergy RASS
9	NWS	Residentia	All	Gas WH	Appliances	ENERGYSTAR Clothes Washer and Dryer	AR TRM v3.0	AR TRM v3.0	AR TRM v3.0	AR TRM v3.0	Entergy RASS
10	NWS	Residentia	All	Electric WH	Appliances	ENERGYSTAR Dishwasher	AR TRM v3.0	AR TRM v3.0	AR TRM v3.0	AR TRM v3.0	Entergy RASS
11	NWS	Residentia	All	Gas WH	Appliances	ENERGYSTAR Dishwasher	AR TRM v3.0	AR TRM v3.0	AR TRM v3.0	AR TRM v3.0	Entergy RASS
12	NWS	Residentia	All	All	Appliances	HE Refrigerator	DOE	IL TRM	AR TRM v3.0		Entergy RASS
13	WS	Residentia	All	Gas Heat (No AC)	HVAC	Room Air Conditioner	IL TRM	ICF/AR TRM v3.0	AR TRM v3.0	RECS	Entergy RASS/ICF
14	WS	Residentia	All	Gas Heat (No AC)	HVAC	Room Air Conditioner	IL TRM	ICF/AR TRM v3.0	AR TRM v3.0	RECS	Entergy RASS/ICF
15	NWS	Residentia	All	All	Appliances	Advanced Power Strips	ICF	AR TRM v3.0	AR TRM v3.0	Entergy RASS	Entergy RASS
16	NWS	Residentia	All	All	Appliances	ENERGY STAR Dehumidifier	IL TRM	IL TRM	IL TRM		Entergy RASS/KEMA MD Baseline
17	NWS	Residentia	All	Electric WH	Hot Water	Water Heater Replacement	IL TRM	ICF/AR TRM v3.0	AR TRM v3.0		Entergy RASS/ICF
18	NWS	Residentia	All	Electric WH	Hot Water	Water Heater Replacement	IL TRM	ICF/AR TRM v3.0	AR TRM v3.0		Entergy RASS/ICF
19	NWS	Residentia	All	Electric WH	Hot Water	Water Heater Replacement	IL TRM	ICF/AR TRM v3.0	AR TRM v3.0		Entergy RASS/ICF
20	NWS	Residentia	All	Electric WH	Hot Water	Water Heater Replacements	IL TRM	ICF/AR TRM v3.0	AR TRM v3.0		Entergy RASS/ICF
21	NWS	Residentia	SingleFamily&Duple	All	Other	Home Energy Audit	ICF	ICF	ICF	ICF	Entergy RASS/2009 Census
22	NWS	Residentia	SingleFamily&Duple	All	Lighting	Residential Lighting Efficiency	ICF	AR TRM v3.0	AR TRM v3.0	ICF	Entergy RASS/Entergy RASS/2009
23	NWS	Residentia	SingleFamily&Duple	Electric WH	Hot Water	Faucet Aerators	ICF	AR TRM v3.0	AR TRM v3.0	ICF	Entergy RASS/2009 Census
24	NWS	Residentia	SingleFamily&Duple	Electric WH	Hot Water	Low Flow Showerheads	ICF	AR TRM v3.0	AR TRM v3.0	ICF	Entergy RASS/2009 Census
25	WS	Residentia	SingleFamily&Duple	AC/Gas Heat	Shell	Air Infiltration	ICF	ICF/AR TRM v3.0	AR TRM v3.0	ICF	Entergy RASS/2009 Census
26	WS	Residentia	SingleFamily&Duple	Gas Heat (No AC)	Shell	Air Infiltration	ICF	ICF/AR TRM v3.0	AR TRM v3.0	ICF	Entergy RASS/2009 Census
27	WS	Residentia	SingleFamily&Duple	AC/Electric Resistance	Shell	Air Infiltration	ICF	ICF/AR TRM v3.0	AR TRM v3.0	ICF	Entergy RASS/2009 Census
28	WS	Residentia	SingleFamily&Duple	Heat Pump	Shell	Air Infiltration	ICF	ICF/AR TRM v3.0	AR TRM v3.0	ICF	Entergy RASS/2009 Census
29	WS	Residentia	SingleFamily&Duple	AC/Gas Heat	Shell	Attic Knee Wall Insulatior	ICF	ICF/AR TRM v3.0	AR TRM v3.0	ICF	Entergy RASS/2009 Census
30	WS	Residentia	SingleFamily&Duple	Gas Heat (No AC)	Shell	Attic Knee Wall Insulatior	ICF	ICF/AR TRM v3.0	AR TRM v3.0	ICF	Entergy RASS/2009 Census
31	WS	Residentia	SingleFamily&Duple	AC/Electric Resistance	Shell	Attic Knee Wall Insulatior	ICF	ICF/AR TRM v3.0	AR TRM v3.0	ICF	Entergy RASS/2009 Census
32	WS	Residentia	SingleFamily&Duple	Heat Pump	Shell	Attic Knee Wall Insulatior	ICF	ICF/AR TRM v3.0	AR TRM v3.0	ICF	Entergy RASS/2009 Census
33	WS	Residentia	SingleFamily&Duple	AC/Gas Heat	Shell	Ceiling Insulatior	DEER	ICF/AR TRM v3.0	AR TRM v3.0	Entergy RASS	Entergy RASS/2009 Census
34	WS	Residentia	SingleFamily&Duple	AC/Gas Heat	Shell	Ceiling Insulatior	DEER	ICF/AR TRM v3.0	AR TRM v3.0	Entergy RASS	Entergy RASS/2009 Census
35	WS	Residentia	SingleFamily&Duple	AC/Gas Heat	Shell	Ceiling Insulatior	DEER	ICF/AR TRM v3.0	AR TRM v3.0	Entergy RASS	Entergy RASS/2009 Census
36	WS	Residentia	SingleFamily&Duple	AC/Gas Heat	Shell	Ceiling Insulatior	DEER	ICF/AR TRM v3.0	AR TRM v3.0	Entergy RASS	Entergy RASS/2009 Census
37	WS	Residentia	SingleFamily&Duple	Gas Heat (No AC)	Shell	Ceiling Insulatior	DEER	ICF/AR TRM v3.0	AR TRM v3.0	Entergy RASS	Entergy RASS/2009 Census
38	WS	Residentia	SingleFamily&Duple	Gas Heat (No AC)	Shell	Ceiling Insulatior	DEER	ICF/AR TRM v3.0	AR TRM v3.0	Entergy RASS	Entergy RASS/2009 Census
39	WS	Residentia	SingleFamily&Duple	Gas Heat (No AC)	Shell	Ceiling Insulatior	DEER	ICF/AR TRM v3.0	AR TRM v3.0	Entergy RASS	Entergy RASS/2009 Census
40	WS	Residentia	SingleFamily&Duple	Gas Heat (No AC)	Shell	Ceiling Insulatior	DEER	ICF/AR TRM v3.0	AR TRM v3.0	Entergy RASS	Entergy RASS/2009 Census
41	WS	Residentia	SingleFamily&Duple	AC/Electric Resistance	Shell	Ceiling Insulatior	DEER	ICF/AR TRM v3.0	AR TRM v3.0	Entergy RASS	Entergy RASS/2009 Census
42	WS	Residentia	SingleFamily&Duple	AC/Electric Resistance	Shell	Ceiling Insulatior	DEER	ICF/AR TRM v3.0	AR TRM v3.0	Entergy RASS	Entergy RASS/2009 Census
43	WS	Residentia	SingleFamily&Duple	AC/Electric Resistance	Shell	Ceiling Insulatior	DEER	ICF/AR TRM v3.0	AR TRM v3.0	Entergy RASS	Entergy RASS/2009 Census
44	WS	Residentia	SingleFamily&Duple	AC/Electric Resistance	Shell	Ceiling Insulatior	DEER	ICF/AR TRM v3.0	AR TRM v3.0	Entergy RASS	Entergy RASS/2009 Census
45	WS	Residentia	SingleFamily&Duple	Heat Pump	Shell	Ceiling Insulatior	DEER	ICF/AR TRM v3.0	AR TRM v3.0	Entergy RASS	Entergy RASS/2009 Census
46	WS	Residentia	SingleFamily&Duple	Heat Pump	Shell	Ceiling Insulatior	DEER	ICF/AR TRM v3.0	AR TRM v3.0	Entergy RASS	Entergy RASS/2009 Census
47	WS	Residentia	SingleFamily&Duple	Heat Pump	Shell	Ceiling Insulatior	DEER	ICF/AR TRM v3.0	AR TRM v3.0	Entergy RASS	Entergy RASS/2009 Census
48	WS	Residentia	SingleFamily&Duple	Heat Pump	Shell	Ceiling Insulatior	DEER	ICF/AR TRM v3.0	AR TRM v3.0	Entergy RASS	Entergy RASS/2009 Census
49	WS	Residentia	SingleFamily&Duple	AC/Electric Resistance	HVAC	Duct Sealing	ICF	ICF/AR TRM v3.0	AR TRM v3.0	ICF	Entergy RASS/2009 Census/ICF
50	WS	Residentia	SingleFamily&Duple	Heat Pump	HVAC	Duct Sealing	ICF	ICF/AR TRM v3.0	AR TRM v3.0	ICF	Entergy RASS/2009 Census/ICF
51	WS	Residentia	SingleFamily&Duple	AC/Gas Heat	HVAC	Duct Sealing	ICF	ICF/AR TRM v3.0	AR TRM v3.0	ICF	Entergy RASS/2009 Census/ICF
52	WS	Residentia	SingleFamily&Duple	AC/Gas Heat	Shell	Energy Star Windows	DEER	ICF/AR TRM v3.0	AR TRM v3.0	ICF	Entergy RASS/2009 Census
53	WS	Residentia	SingleFamily&Duple	Gas Heat (No AC)	Shell	Energy Star Windows	DEER	ICF/AR TRM v3.0	AR TRM v3.0	ICF	Entergy RASS/2009 Census
54	WS	Residentia	SingleFamily&Duple	AC/Electric Resistance	Shell	Energy Star Windows	DEER	ICF/AR TRM v3.0	AR TRM v3.0	ICF	Entergy RASS/2009 Census
55	WS	Residentia	SingleFamily&Duple	Heat Pump	Shell	Energy Star Windows	DEER	ICF/AR TRM v3.0	AR TRM v3.0	ICF	Entergy RASS/2009 Census
56	WS	Residentia	SingleFamily&Duple	AC/Gas Heat	Shell	Energy Star Windows	DEER	ICF/AR TRM v3.0	AR TRM v3.0	ICF	Entergy RASS/2009 Census
57	WS	Residentia	SingleFamily&Duple	Gas Heat (No AC)	Shell	Energy Star Windows	DEER	ICF/AR TRM v3.0	AR TRM v3.0	ICF	Entergy RASS/2009 Census
58	WS	Residentia	SingleFamily&Duple	AC/Electric Resistance	Shell	Energy Star Windows	DEER	ICF/AR TRM v3.0	AR TRM v3.0	ICF	Entergy RASS/2009 Census
59	WS	Residentia	SingleFamily&Duple	Heat Pump	Shell	Energy Star Windows	DEER	ICF/AR TRM v3.0	AR TRM v3.0	ICF	Entergy RASS/2009 Census
60	WS	Residentia	SingleFamily&Duple	AC/Gas Heat	Shell	Floor Insulatior	DEER	ICF/AR TRM v3.0	AR TRM v3.0	Entergy RASS	Entergy RASS/2009 Census/ICF

MEASURE DESCRIPTION							Measure Documentation				
Measure ID	Weather Sensitive	Sector	Sub-Sector	Building Type	End Use	Measure Name	Measure Cost Source	Measure Savings Source	Measure Lifetime Source	Measure Unit per SubSector Unit Source	Applicability
61	WS	Residentia	SingleFamily&Duple	Gas Heat (No AC)	Shell	Floor Insulatior	DEER	ICF/AR TRM v3.0	AR TRM v3.0	Entergy RASS	Entergy RASS/2009 Census/ICF
62	WS	Residentia	SingleFamily&Duple	AC/Electric Resistance	Shell	Floor Insulatior	DEER	ICF/AR TRM v3.0	AR TRM v3.0	Entergy RASS	Entergy RASS/2009 Census/ICF
63	WS	Residentia	SingleFamily&Duple	Heat Pump	Shell	Floor Insulatior	DEER	ICF/AR TRM v3.0	AR TRM v3.0	Entergy RASS	Entergy RASS/2009 Census/ICF
64	WS	Residentia	SingleFamily&Duple	AC/Gas Heat	Shell	Radiant Barriers	DEER	ICF/AR TRM v3.0	AR TRM v3.0	Entergy RASS	Entergy RASS/2009 Census/ICF
65	WS	Residentia	SingleFamily&Duple	Gas Heat (No AC)	Shell	Radiant Barriers	DEER	ICF/AR TRM v3.0	AR TRM v3.0	Entergy RASS	Entergy RASS/2009 Census/ICF
66	WS	Residentia	SingleFamily&Duple	AC/Electric Resistance	Shell	Radiant Barriers	DEER	ICF/AR TRM v3.0	AR TRM v3.0	Entergy RASS	Entergy RASS/2009 Census/ICF
67	WS	Residentia	SingleFamily&Duple	Heat Pump	Shell	Radiant Barriers	DEER	ICF/AR TRM v3.0	AR TRM v3.0	Entergy RASS	Entergy RASS/2009 Census/ICF
68	WS	Residentia	SingleFamily&Duple	AC/Gas Heat	Shell	Wall Insulatior	DEER	ICF/AR TRM v3.0	AR TRM v3.0	ICF	Entergy RASS/2009 Census
69	WS	Residentia	SingleFamily&Duple	Gas Heat (No AC)	Shell	Wall Insulatior	DEER	ICF/AR TRM v3.0	AR TRM v3.0	ICF	Entergy RASS/2009 Census
70	WS	Residentia	SingleFamily&Duple	AC/Electric Resistance	Shell	Wall Insulatior	DEER	ICF/AR TRM v3.0	AR TRM v3.0	ICF	Entergy RASS/2009 Census
71	WS	Residentia	SingleFamily&Duple	Heat Pump	Shell	Wall Insulatior	DEER	ICF/AR TRM v3.0	AR TRM v3.0	ICF	Entergy RASS/2009 Census
72	WS	Residentia	SingleFamily&Duple	Electric WH	Hot Water	Water Heater Jackets	DEER	ICF/AR TRM v3.0	AR TRM v3.0	ICF	Entergy RASS/2009 Census/ICF
73	WS	Residentia	SingleFamily&Duple	Electric WH	Hot Water	Water Heater Pipe Insulatior	DEER	ICF/AR TRM v3.0	AR TRM v3.0	ICF	Entergy RASS/2009 Census/ICF
74	WS	Residentia	SingleFamily&Duple	AC/Gas Heat	Shell	Window Film	DEER	ICF/AR TRM v3.0	AR TRM v3.0	ICF	Entergy RASS/2009 Census
75	WS	Residentia	SingleFamily&Duple	Gas Heat (No AC)	Shell	Window Film	DEER	ICF/AR TRM v3.0	AR TRM v3.0	ICF	Entergy RASS/2009 Census
76	WS	Residentia	SingleFamily&Duple	AC/Electric Resistance	Shell	Window Film	DEER	ICF/AR TRM v3.0	AR TRM v3.0	ICF	Entergy RASS/2009 Census
77	WS	Residentia	SingleFamily&Duple	Heat Pump	Shell	Window Film	DEER	ICF/AR TRM v3.0	AR TRM v3.0	ICF	Entergy RASS/2009 Census
78	NWS	Residentia	SingleFamily&Duple	All	Other	ENERGY STAR Variable Speed Drive Pool	ICF	OK TRM	OK TRM	ICF	Entergy RASS/2009 Census/RECS
79	NWS	Residentia	SingleFamily&Duple	All	HVAC	High Efficiency Bathroom Exhaust Far	IL TRM	IL TRM	IL TRM	RECS	Entergy RASS/2009 Census
80	WS	Residentia	All	AC/Electric Resistance	HVAC	Central AC Replacement	DEER	OK TRM/EFLH from ENERGY STAR AC/HP savings	AR TRM v3.0	ICF	Entergy RASS
81	WS	Residentia	All	AC/Electric Resistance	HVAC	Central AC Replacement	DEER	OK TRM/EFLH from ENERGY STAR AC/HP savings	AR TRM v3.0	ICF	Entergy RASS
82	WS	Residentia	All	AC/Electric Resistance	HVAC	Central AC Replacement	DEER	OK TRM/EFLH from ENERGY STAR AC/HP savings	AR TRM v3.0	ICF	Entergy RASS
83	WS	Residentia	All	AC/Electric Resistance	HVAC	Central AC Replacement	DEER	OK TRM/EFLH from ENERGY STAR AC/HP savings	AR TRM v3.0	ICF	Entergy RASS
84	WS	Residentia	All	AC/Electric Resistance	HVAC	Central AC Replacement	DEER	OK TRM/EFLH from ENERGY STAR AC/HP savings	AR TRM v3.0	ICF	Entergy RASS
85	WS	Residentia	All	AC/Electric Resistance	HVAC	Central AC Replacement	DEER	OK TRM/EFLH from ENERGY STAR AC/HP savings	AR TRM v3.0	ICF	Entergy RASS
86	WS	Residentia	All	AC/Gas Heat	HVAC	Central AC Replacement	ICF	ICF/OK TRM	AR TRM v3.0	ICF	Entergy RASS
87	WS	Residentia	All	AC/Gas Heat	HVAC	Central AC Replacement	ICF	ICF/OK TRM	AR TRM v3.0	ICF	Entergy RASS
88	WS	Residentia	All	AC/Gas Heat	HVAC	Central AC Replacement	ICF	ICF/OK TRM	AR TRM v3.0	ICF	Entergy RASS
89	WS	Residentia	All	AC/Gas Heat	HVAC	Central AC Replacement	ICF	ICF/OK TRM	AR TRM v3.0	ICF	Entergy RASS
90	WS	Residentia	All	AC/Gas Heat	HVAC	Central AC Replacement	ICF	ICF/OK TRM	AR TRM v3.0	ICF	Entergy RASS
91	WS	Residentia	All	AC/Gas Heat	HVAC	Central AC Replacement	ICF	ICF/OK TRM	AR TRM v3.0	ICF	Entergy RASS
92	WS	Residentia	All	Heat Pump	HVAC	Heat Pump Replacement	Mid-Atlantic TRM v.3.0	OK TRM/EFLH from ENERGY STAR AC/HP savings	AR TRM v3.0	ICF	Entergy RASS
93	WS	Residentia	All	Heat Pump	HVAC	Heat Pump Replacement	Mid-Atlantic TRM v.3.0	OK TRM/EFLH from ENERGY STAR AC/HP savings	AR TRM v3.0	ICF	Entergy RASS
94	WS	Residentia	All	Heat Pump	HVAC	Heat Pump Replacement	Mid-Atlantic TRM v.3.0	OK TRM/EFLH from ENERGY STAR AC/HP savings	AR TRM v3.0	ICF	Entergy RASS
95	WS	Residentia	All	Heat Pump	HVAC	Heat Pump Replacement	Mid-Atlantic TRM v.3.0	OK TRM/EFLH from ENERGY STAR AC/HP savings	AR TRM v3.0	ICF	Entergy RASS
96	WS	Residentia	All	Heat Pump	HVAC	Heat Pump Replacement	Mid-Atlantic TRM v.3.0	OK TRM/EFLH from ENERGY STAR AC/HP savings	AR TRM v3.0	ICF	Entergy RASS
97	WS	Residentia	All	Heat Pump	HVAC	Heat Pump Replacement	Mid-Atlantic TRM v.3.0	OK TRM/EFLH from ENERGY STAR AC/HP savings	AR TRM v3.0	ICF	Entergy RASS
98	WS	Residentia	All	AC	HVAC	Mini-Split AC	DEER/ICF research	OK TRM/EFLH from ENERGY STAR AC/HP savings	OK TRM	ICF	Entergy RASS
99	WS	Residentia	All	AC	HVAC	Mini-Split AC	DEER/ICF research	OK TRM/EFLH from ENERGY STAR AC/HP savings	OK TRM	ICF	Entergy RASS
100	WS	Residentia	All	Heat Pump	HVAC	Mini-Split Heat Pump	DEER/ICF research	OK TRM/EFLH from ENERGY STAR AC/HP savings	OK TRM	ICF	Entergy RASS
101	WS	Residentia	All	Heat Pump	HVAC	Mini-Split Heat Pump	DEER/ICF research	OK TRM/EFLH from ENERGY STAR AC/HP savings	OK TRM	ICF	Entergy RASS
102	WS	Residentia	All	AC	HVAC	Mini-Split AC	DEER/ICF research	OK TRM/EFLH from ENERGY STAR AC/HP savings	OK TRM	ICF	Entergy RASS
103	WS	Residentia	All	AC	HVAC	Mini-Split AC	DEER/ICF research	OK TRM/EFLH from ENERGY STAR AC/HP savings	OK TRM	ICF	Entergy RASS
104	WS	Residentia	All	Heat Pump	HVAC	Mini-Split Heat Pump	DEER/ICF research	OK TRM/EFLH from ENERGY STAR AC/HP savings	OK TRM	ICF	Entergy RASS
105	WS	Residentia	All	Heat Pump	HVAC	Mini-Split Heat Pump	DEER/ICF research	OK TRM/EFLH from ENERGY STAR AC/HP savings	OK TRM	ICF	Entergy RASS
106	WS	Residentia	SingleFamily&Duple	Heat Pump	HVAC	Ground Source Heatpump	ICF/DOE	ICF/OK TRM	OK TRM	ICF	Entergy RASS
107	WS	Residentia	SingleFamily&Duple	Heat Pump	HVAC	Ground Source Heatpump	ICF/DOE	ICF/OK TRM	OK TRM	ICF	Entergy RASS
108	WS	Residentia	All	AC	HVAC	Central AC Tune-up	IL TRM	AR TRM v3.0	AR TRM v3.0	ICF	Entergy RASS
109	WS	Residentia	All	Heat Pump	HVAC	Heat Pump Tune-up	IL TRM	AR TRM v3.0	AR TRM v3.0	ICF	Entergy RASS
110	NWS	Residentia	All	All	Appliances	Refrigerator/Freezer Recycling	IL TRM	Ameren PY5 Evaluation Repor	IL TRM	RECS	Entergy RASS/RECS
111	NWS	Residentia	All	Gas Heat (No AC)	HVAC	Room Air Conditioner Recycling	IL TRM	ICF/AR TRM v3.0	IL TRM	RECS	Entergy RASS/ICF
112	NWS	Residentia	Multifamily	All	Other	Home Energy Audit	ICF	ICF	ICF	ICF	Entergy RASS
113	NWS	Residentia	Multifamily	All	Lighting	Residential Lighting Efficiency	ICF	AR TRM v3.0	AR TRM v3.0	ICF	Entergy RASS
114	NWS	Residentia	Multifamily	Electric WH	Hot Water	Faucet Aerators	ICF	AR TRM v3.0	AR TRM v3.0	ICF	Entergy RASS
115	NWS	Residentia	Multifamily	Electric WH	Hot Water	Low Flow Showerheads	ICF	AR TRM v3.0	AR TRM v3.0	ICF	Entergy RASS
116	NWS	Residentia	Multifamily	Common Area	Lighting	Hallway Lighting Efficiency	IL TRM	ICF	AR TRM v3.0/IL	ICF	Entergy RASS
117	NWS	Residentia	Multifamily	Common Area	Lighting	Exterior Lighting Efficiency	IL TRM	ICF	AR TRM v3.0/IL	ICF	Entergy RASS/ICF
118	WS	Residentia	SingleFamily&Duple	All	Lighting	New home - lighting	PSO outreach/Mid-Atlantic TRM	PSO new homes program/updated weather file,SEER,	AR TRM v3.0	ICF	Entergy RASS
119	WS	Residentia	SingleFamily&Duple	All	Other	New home - nonlighting	PSO outreach/Mid-Atlantic TRM	PSO new homes program/updated weather file,SEER,	ICF	ICF	Entergy RASS
120	WS	Residentia	SingleFamily&Duple	All	Other	New home - nonlighting	PSO outreach/Mid-Atlantic TRM	PSO new homes program/updated weather file,SEER,	ICF	ICF	Entergy RASS
121	WS	Residentia	SingleFamily&Duple	All	Other	New home - furnace	Mid-Atlantic TRM v.3.0	PSO new homes program/updated weather file,SEER,	AR TRM v3.0	ICF	Entergy RASS
122	WS	Residentia	All	All	Other	Benchmarking	ICF based 2011 Entergy study	ComEd PY5 Program Evaluation	ICF based EAI	ICF	Entergy RASS
123	WS	Residentia	All	AC	Other	Direct Load Control Switch	ICF based 2011 Entergy study	Comverge EAI Study	ICF based EAI	ICF	Entergy RASS
124	WS	Residentia	All	Heat Pump	Other	Direct Load Control Switch	ICF based 2011 Entergy study	Comverge EAI Study	ICF based EAI	ICF	Entergy RASS
125	WS	Residentia	All	AC	Other	Direct Load Control Thermostat	ICF based 2011 Entergy study	Comverge EAI Study	ICF based EAI	ICF	Entergy RASS
126	WS	Residentia	All	Heat Pump	Other	Direct Load Control Thermostat	ICF based 2011 Entergy study	Comverge EAI Study	ICF based EAI	ICF	Entergy RASS
127	WS	Residentia	All	AC	Other	Non-Enabled Dynamic Pricing (Res	ICF based 2011 Entergy study	ICF based 2011 Entergy study	ICF based EAI	ICF	Entergy RASS
128	WS	Residentia	All	All	Other	Low-Income Weatherization Package	ICF based 2011 Entergy study	ICF based 2011 Entergy study	ICF based EAI	ICF	Entergy RASS/Census 2009

Residential Measures

MEASURE DESCRIPTION							PROGRAM	PARTICIPATION LOW CASE					
Measure ID	Weather Sensitive	Sector	Sub-Sector	Building Type	End Use	Measure Name	Program	First Year of Participation (So Year)	First Year Annual Participation Rate (So)	Year of Maximum Annual Participation (Smax Year)	Maximum Annual Participation Rate (Smax)	Final Year of Participation (Fo Year)	Final Year Annual Participation Rate (Fo)
1	NWS	Residential	All	All	Lighting	Residential Lighting Efficiency	Residential Lighting & Appliances	2015	9.40156%	2017	19.50180%	2020	3.24808%
2	NWS	Residential	All	All	Lighting	Residential Lighting Efficiency	*N/A	*N/A	*N/A	*N/A	*N/A	*N/A	*N/A
3	NWS	Residential	All	All	Lighting	Residential Lighting Efficiency	Residential Lighting & Appliances	2015	2.01841%	2020	4.27799%	2020	4.27799%
4	NWS	Residential	All	All	Lighting	Residential Lighting Efficiency	Residential Lighting & Appliances	2015	1.32889%	2020	9.14335%	2034	0.30551%
5	NWS	Residential	All	All	Consumer Electronics	Consumer Electronics	Residential Lighting & Appliances	2015	0.97034%	2034	4.85167%	2034	4.85167%
6	NWS	Residential	All	Gas WH	Appliances	ENERGYSTAR Clothes Washer and Dryer	*N/A	*N/A	*N/A	*N/A	*N/A	*N/A	*N/A
7	NWS	Residential	All	Electric WH	Appliances	ENERGYSTAR Clothes Washer and Dryer	*N/A	*N/A	*N/A	*N/A	*N/A	*N/A	*N/A
8	NWS	Residential	All	Electric WH	Appliances	ENERGYSTAR Clothes Washer and Dryer	*N/A	*N/A	*N/A	*N/A	*N/A	*N/A	*N/A
9	NWS	Residential	All	Gas WH	Appliances	ENERGYSTAR Clothes Washer and Dryer	*N/A	*N/A	*N/A	*N/A	*N/A	*N/A	*N/A
10	NWS	Residential	All	Electric WH	Appliances	ENERGYSTAR Dishwasher	*N/A	*N/A	*N/A	*N/A	*N/A	*N/A	*N/A
11	NWS	Residential	All	Gas WH	Appliances	ENERGYSTAR Dishwasher	*N/A	*N/A	*N/A	*N/A	*N/A	*N/A	*N/A
12	NWS	Residential	All	All	Appliances	HE Refrigerator	*N/A	*N/A	*N/A	*N/A	*N/A	*N/A	*N/A
13	WS	Residential	All	Gas Heat (No AC)	HVAC	Room Air Conditioner	*N/A	*N/A	*N/A	*N/A	*N/A	*N/A	*N/A
14	WS	Residential	All	Gas Heat (No AC)	HVAC	Room Air Conditioner	Residential Lighting & Appliances	2015	0.00014%	2034	0.00070%	2034	0.00070%
15	NWS	Residential	All	All	Appliances	Advanced Power Strips	Residential Lighting & Appliances	2015	2.81766%	2034	14.08825%	2034	14.08825%
16	NWS	Residential	All	All	Appliances	ENERGY STAR Dehumidifier	Residential Lighting & Appliances	2015	0.26730%	2034	1.33649%	2034	1.33649%
17	NWS	Residential	All	Electric WH	Hot Water	Water Heater Replacement	Water Heating	2015	0.56018%	2034	2.80087%	2034	2.80087%
18	NWS	Residential	All	Electric WH	Hot Water	Water Heater Replacement	Water Heating	2015	0.56411%	2034	2.82055%	2034	2.82055%
19	NWS	Residential	All	Electric WH	Hot Water	Water Heater Replacement	Water Heating	2015	0.68669%	2034	3.43342%	2034	3.43342%
20	NWS	Residential	All	Electric WH	Hot Water	Water Heater Replacements	*N/A	*N/A	*N/A	*N/A	*N/A	*N/A	*N/A
21	NWS	Residential	SingleFamily&Duplex	All	Other	Home Energy Audit	Residential Home Audit & Retrofit	2015	0.25000%	2019	1.50000%	2034	1.50000%
22	NWS	Residential	SingleFamily&Duplex	All	Lighting	Residential Lighting Efficiency	Residential Home Audit & Retrofit	2015	0.18750%	2019	1.12500%	2034	1.12500%
23	NWS	Residential	SingleFamily&Duplex	Electric WH	Hot Water	Faucet Aerators	Residential Home Audit & Retrofit	2015	0.18750%	2019	1.12500%	2034	1.12500%
24	NWS	Residential	SingleFamily&Duplex	Electric WH	Hot Water	Low Flow Showerheads	Residential Home Audit & Retrofit	2015	0.18750%	2019	1.12500%	2034	1.12500%
25	WS	Residential	SingleFamily&Duplex	AC/Gas Heat	Shell	Air Infiltration	Residential Home Audit & Retrofit	2015	0.02500%	2019	0.15000%	2034	0.15000%
26	WS	Residential	SingleFamily&Duplex	Gas Heat (No AC)	Shell	Air Infiltration	Residential Home Audit & Retrofit	2015	0.02500%	2019	0.15000%	2034	0.15000%
27	WS	Residential	SingleFamily&Duplex	AC/Electric Resistance Heat	Shell	Air Infiltration	Residential Home Audit & Retrofit	2015	0.02500%	2019	0.15000%	2034	0.15000%
28	WS	Residential	SingleFamily&Duplex	Heat Pump	Shell	Air Infiltration	Residential Home Audit & Retrofit	2015	0.02500%	2019	0.15000%	2034	0.15000%
29	WS	Residential	SingleFamily&Duplex	AC/Gas Heat	Shell	Attic Knee Wall Insulation	Residential Home Audit & Retrofit	2015	0.02500%	2019	0.15000%	2034	0.15000%
30	WS	Residential	SingleFamily&Duplex	Gas Heat (No AC)	Shell	Attic Knee Wall Insulation	*N/A	*N/A	*N/A	*N/A	*N/A	*N/A	*N/A
31	WS	Residential	SingleFamily&Duplex	AC/Electric Resistance Heat	Shell	Attic Knee Wall Insulation	Residential Home Audit & Retrofit	2015	0.02500%	2019	0.15000%	2034	0.15000%
32	WS	Residential	SingleFamily&Duplex	Heat Pump	Shell	Attic Knee Wall Insulation	Residential Home Audit & Retrofit	2015	0.02500%	2019	0.15000%	2034	0.15000%
33	WS	Residential	SingleFamily&Duplex	AC/Gas Heat	Shell	Ceiling Insulation	Residential Home Audit & Retrofit	2015	0.02500%	2019	0.15000%	2034	0.15000%
34	WS	Residential	SingleFamily&Duplex	AC/Gas Heat	Shell	Ceiling Insulation	Residential Home Audit & Retrofit	2015	0.02500%	2019	0.15000%	2034	0.15000%
35	WS	Residential	SingleFamily&Duplex	AC/Gas Heat	Shell	Ceiling Insulation	Residential Home Audit & Retrofit	2015	0.02500%	2019	0.15000%	2034	0.15000%
36	WS	Residential	SingleFamily&Duplex	AC/Gas Heat	Shell	Ceiling Insulation	Residential Home Audit & Retrofit	2015	0.02500%	2019	0.15000%	2034	0.15000%
37	WS	Residential	SingleFamily&Duplex	Gas Heat (No AC)	Shell	Ceiling Insulation	*N/A	*N/A	*N/A	*N/A	*N/A	*N/A	*N/A
38	WS	Residential	SingleFamily&Duplex	Gas Heat (No AC)	Shell	Ceiling Insulation	*N/A	*N/A	*N/A	*N/A	*N/A	*N/A	*N/A
39	WS	Residential	SingleFamily&Duplex	Gas Heat (No AC)	Shell	Ceiling Insulation	*N/A	*N/A	*N/A	*N/A	*N/A	*N/A	*N/A
40	WS	Residential	SingleFamily&Duplex	Gas Heat (No AC)	Shell	Ceiling Insulation	*N/A	*N/A	*N/A	*N/A	*N/A	*N/A	*N/A
41	WS	Residential	SingleFamily&Duplex	AC/Electric Resistance Heat	Shell	Ceiling Insulation	Residential Home Audit & Retrofit	2015	0.02500%	2019	0.15000%	2034	0.15000%
42	WS	Residential	SingleFamily&Duplex	AC/Electric Resistance Heat	Shell	Ceiling Insulation	Residential Home Audit & Retrofit	2015	0.02500%	2019	0.15000%	2034	0.15000%
43	WS	Residential	SingleFamily&Duplex	AC/Electric Resistance Heat	Shell	Ceiling Insulation	Residential Home Audit & Retrofit	2015	0.02500%	2019	0.15000%	2034	0.15000%
44	WS	Residential	SingleFamily&Duplex	AC/Electric Resistance Heat	Shell	Ceiling Insulation	Residential Home Audit & Retrofit	2015	0.02500%	2019	0.15000%	2034	0.15000%
45	WS	Residential	SingleFamily&Duplex	Heat Pump	Shell	Ceiling Insulation	Residential Home Audit & Retrofit	2015	0.02500%	2019	0.15000%	2034	0.15000%
46	WS	Residential	SingleFamily&Duplex	Heat Pump	Shell	Ceiling Insulation	Residential Home Audit & Retrofit	2015	0.02500%	2019	0.15000%	2034	0.15000%
47	WS	Residential	SingleFamily&Duplex	Heat Pump	Shell	Ceiling Insulation	Residential Home Audit & Retrofit	2015	0.02500%	2019	0.15000%	2034	0.15000%
48	WS	Residential	SingleFamily&Duplex	Heat Pump	Shell	Ceiling Insulation	Residential Home Audit & Retrofit	2015	0.02500%	2019	0.15000%	2034	0.15000%
49	WS	Residential	SingleFamily&Duplex	AC/Electric Resistance Heat	HVAC	Duct Sealing	Residential Home Audit & Retrofit	2015	0.02500%	2019	0.15000%	2034	0.15000%
50	WS	Residential	SingleFamily&Duplex	Heat Pump	HVAC	Duct Sealing	Residential Home Audit & Retrofit	2015	0.02500%	2019	0.15000%	2034	0.15000%
51	WS	Residential	SingleFamily&Duplex	AC/Gas Heat	HVAC	Duct Sealing	Residential Home Audit & Retrofit	2015	0.02500%	2019	0.15000%	2034	0.15000%
52	WS	Residential	SingleFamily&Duplex	AC/Gas Heat	Shell	Energy Star Windows	*N/A	*N/A	*N/A	*N/A	*N/A	*N/A	*N/A
53	WS	Residential	SingleFamily&Duplex	Gas Heat (No AC)	Shell	Energy Star Windows	*N/A	*N/A	*N/A	*N/A	*N/A	*N/A	*N/A
54	WS	Residential	SingleFamily&Duplex	AC/Electric Resistance Heat	Shell	Energy Star Windows	*N/A	*N/A	*N/A	*N/A	*N/A	*N/A	*N/A
55	WS	Residential	SingleFamily&Duplex	Heat Pump	Shell	Energy Star Windows	*N/A	*N/A	*N/A	*N/A	*N/A	*N/A	*N/A
56	WS	Residential	SingleFamily&Duplex	AC/Gas Heat	Shell	Energy Star Windows	Residential Home Audit & Retrofit	2015	0.02500%	2019	0.15000%	2034	0.15000%
57	WS	Residential	SingleFamily&Duplex	Gas Heat (No AC)	Shell	Energy Star Windows	*N/A	*N/A	*N/A	*N/A	*N/A	*N/A	*N/A
58	WS	Residential	SingleFamily&Duplex	AC/Electric Resistance Heat	Shell	Energy Star Windows	Residential Home Audit & Retrofit	2015	0.02500%	2019	0.15000%	2034	0.15000%
59	WS	Residential	SingleFamily&Duplex	Heat Pump	Shell	Energy Star Windows	Residential Home Audit & Retrofit	2015	0.02500%	2019	0.15000%	2034	0.15000%
60	WS	Residential	SingleFamily&Duplex	AC/Gas Heat	Shell	Floor Insulation	*N/A	*N/A	*N/A	*N/A	*N/A	*N/A	*N/A

*N/A: Measure did not pass measure level screening and therefore was not included in a program.

Residential Measures

MEASURE DESCRIPTION							PROGRAM	PARTICIPATION LOW CASE					
Measure ID	Weather Sensitive	Sector	Sub-Sector	Building Type	End Use	Measure Name	Program	First Year of Participation (So Year)	First Year Annual Participation Rate (So)	Year of Maximum Annual Participation (Smax Year)	Maximum Annual Participation Rate (Smax)	Final Year of Participation (Fo Year)	Final Year Annual Participation Rate (Fo)
61	WS	Residential	SingleFamily&Duplex	Gas Heat (No AC)	Shell	Floor Insulation	*N/A	*N/A	*N/A	*N/A	*N/A	*N/A	*N/A
62	WS	Residential	SingleFamily&Duplex	AC/Electric Resistance Heat	Shell	Floor Insulation	Residential Home Audit & Retrofit	2015	0.02500%	2019	0.15000%	2034	0.15000%
63	WS	Residential	SingleFamily&Duplex	Heat Pump	Shell	Floor Insulation	*N/A	*N/A	*N/A	*N/A	*N/A	*N/A	*N/A
64	WS	Residential	SingleFamily&Duplex	AC/Gas Heat	Shell	Radiant Barriers	Residential Home Audit & Retrofit	2015	0.02500%	2019	0.15000%	2034	0.15000%
65	WS	Residential	SingleFamily&Duplex	Gas Heat (No AC)	Shell	Radiant Barriers	*N/A	*N/A	*N/A	*N/A	*N/A	*N/A	*N/A
66	WS	Residential	SingleFamily&Duplex	AC/Electric Resistance Heat	Shell	Radiant Barriers	Residential Home Audit & Retrofit	2015	0.02500%	2019	0.15000%	2034	0.15000%
67	WS	Residential	SingleFamily&Duplex	Heat Pump	Shell	Radiant Barriers	Residential Home Audit & Retrofit	2015	0.02500%	2019	0.15000%	2034	0.15000%
68	WS	Residential	SingleFamily&Duplex	AC/Gas Heat	Shell	Wall Insulation	Residential Home Audit & Retrofit	2015	0.02500%	2019	0.15000%	2034	0.15000%
69	WS	Residential	SingleFamily&Duplex	Gas Heat (No AC)	Shell	Wall Insulation	Residential Home Audit & Retrofit	2015	0.02500%	2019	0.15000%	2034	0.15000%
70	WS	Residential	SingleFamily&Duplex	AC/Electric Resistance Heat	Shell	Wall Insulation	Residential Home Audit & Retrofit	2015	0.02500%	2019	0.15000%	2034	0.15000%
71	WS	Residential	SingleFamily&Duplex	Heat Pump	Shell	Wall Insulation	Residential Home Audit & Retrofit	2015	0.02500%	2019	0.15000%	2034	0.15000%
72	WS	Residential	SingleFamily&Duplex	Electric WH	Hot Water	Water Heater Jackets	Residential Home Audit & Retrofit	2015	0.02500%	2019	0.15000%	2034	0.15000%
73	WS	Residential	SingleFamily&Duplex	Electric WH	Hot Water	Water Heater Pipe Insulation	Residential Home Audit & Retrofit	2015	0.02500%	2019	0.15000%	2034	0.15000%
74	WS	Residential	SingleFamily&Duplex	AC/Gas Heat	Shell	Window Film	*N/A	*N/A	*N/A	*N/A	*N/A	*N/A	*N/A
75	WS	Residential	SingleFamily&Duplex	Gas Heat (No AC)	Shell	Window Film	*N/A	*N/A	*N/A	*N/A	*N/A	*N/A	*N/A
76	WS	Residential	SingleFamily&Duplex	AC/Electric Resistance Heat	Shell	Window Film	*N/A	*N/A	*N/A	*N/A	*N/A	*N/A	*N/A
77	WS	Residential	SingleFamily&Duplex	Heat Pump	Shell	Window Film	*N/A	*N/A	*N/A	*N/A	*N/A	*N/A	*N/A
78	NWS	Residential	SingleFamily&Duplex	All	Other	ENERGY STAR Variable Speed Drive Pool Pump	Pool Pump	2015	0.30867%	2034	1.54332%	2034	1.54332%
79	NWS	Residential	SingleFamily&Duplex	All	HVAC	High Efficiency Bathroom Exhaust Fan	Residential Home Audit & Retrofit	2015	0.02500%	2019	0.15000%	2034	0.15000%
80	WS	Residential	All	AC/Electric Resistance Heat	HVAC	Central AC Replacement	ENERGY STAR Air Conditioning	2016	8.00385%	2034	23.12679%	2034	23.12679%
81	WS	Residential	All	AC/Electric Resistance Heat	HVAC	Central AC Replacement	ENERGY STAR Air Conditioning	2016	7.81743%	2034	22.58815%	2034	22.58815%
82	WS	Residential	All	AC/Electric Resistance Heat	HVAC	Central AC Replacement	ENERGY STAR Air Conditioning	2016	7.45072%	2034	21.52854%	2034	21.52854%
83	WS	Residential	All	AC/Electric Resistance Heat	HVAC	Central AC Replacement	ENERGY STAR Air Conditioning	2015	4.74157%	2015	4.74157%	2015	4.74157%
84	WS	Residential	All	AC/Electric Resistance Heat	HVAC	Central AC Replacement	ENERGY STAR Air Conditioning	2015	4.63946%	2015	4.63946%	2015	4.63946%
85	WS	Residential	All	AC/Electric Resistance Heat	HVAC	Central AC Replacement	ENERGY STAR Air Conditioning	2015	4.43920%	2015	4.43920%	2015	4.43920%
86	WS	Residential	All	AC/Gas Heat	HVAC	Central AC Replacement	ENERGY STAR Air Conditioning	2016	9.03270%	2034	26.09962%	2034	26.09962%
87	WS	Residential	All	AC/Gas Heat	HVAC	Central AC Replacement	ENERGY STAR Air Conditioning	2016	8.48491%	2034	24.51681%	2034	24.51681%
88	WS	Residential	All	AC/Gas Heat	HVAC	Central AC Replacement	ENERGY STAR Air Conditioning	2016	7.89341%	2034	22.80767%	2034	22.80767%
89	WS	Residential	All	AC/Gas Heat	HVAC	Central AC Replacement	ENERGY STAR Air Conditioning	2015	5.05627%	2015	5.05627%	2015	5.05627%
90	WS	Residential	All	AC/Gas Heat	HVAC	Central AC Replacement	ENERGY STAR Air Conditioning	2015	4.88538%	2015	4.88538%	2015	4.88538%
91	WS	Residential	All	AC/Gas Heat	HVAC	Central AC Replacement	ENERGY STAR Air Conditioning	2015	4.62518%	2015	4.62518%	2015	4.62518%
92	WS	Residential	All	Heat Pump	HVAC	Heat Pump Replacement	ENERGY STAR Air Conditioning	2015	4.90220%	2034	24.51096%	2034	24.51096%
93	WS	Residential	All	Heat Pump	HVAC	Heat Pump Replacement	ENERGY STAR Air Conditioning	2015	4.82952%	2034	24.14752%	2034	24.14752%
94	WS	Residential	All	Heat Pump	HVAC	Heat Pump Replacement	ENERGY STAR Air Conditioning	2015	4.62567%	2034	23.12829%	2034	23.12829%
95	WS	Residential	All	Heat Pump	HVAC	Heat Pump Replacement	*N/A	*N/A	*N/A	*N/A	*N/A	*N/A	*N/A
96	WS	Residential	All	Heat Pump	HVAC	Heat Pump Replacement	*N/A	*N/A	*N/A	*N/A	*N/A	*N/A	*N/A
97	WS	Residential	All	Heat Pump	HVAC	Heat Pump Replacement	*N/A	*N/A	*N/A	*N/A	*N/A	*N/A	*N/A
98	WS	Residential	All	AC	HVAC	Mini-Split AC	ENERGY STAR Air Conditioning	2016	9.39006%	2034	27.13218%	2034	27.13218%
99	WS	Residential	All	AC	HVAC	Mini-Split AC	ENERGY STAR Air Conditioning	2016	8.44457%	2034	24.40024%	2034	24.40024%
100	WS	Residential	All	Heat Pump	HVAC	Mini-Split Heat Pump	ENERGY STAR Air Conditioning	2015	5.95010%	2034	29.75041%	2034	29.75041%
101	WS	Residential	All	Heat Pump	HVAC	Mini-Split Heat Pump	ENERGY STAR Air Conditioning	2015	5.54863%	2034	27.74309%	2034	27.74309%
102	WS	Residential	All	AC	HVAC	Mini-Split AC	ENERGY STAR Air Conditioning	2015	5.17471%	2015	5.17471%	2015	5.17471%
103	WS	Residential	All	AC	HVAC	Mini-Split AC	ENERGY STAR Air Conditioning	2015	4.74128%	2015	4.74128%	2015	4.74128%
104	WS	Residential	All	Heat Pump	HVAC	Mini-Split Heat Pump	*N/A	*N/A	*N/A	*N/A	*N/A	*N/A	*N/A
105	WS	Residential	All	Heat Pump	HVAC	Mini-Split Heat Pump	*N/A	*N/A	*N/A	*N/A	*N/A	*N/A	*N/A
106	WS	Residential	SingleFamily&Duplex	Heat Pump	HVAC	Ground Source Heatpump	*N/A	*N/A	*N/A	*N/A	*N/A	*N/A	*N/A
107	WS	Residential	SingleFamily&Duplex	Heat Pump	HVAC	Ground Source Heatpump	ENERGY STAR Air Conditioning	2015	5.00734%	2034	25.03665%	2034	25.03665%
108	WS	Residential	All	AC	HVAC	Central AC Tune-up	ENERGY STAR Air Conditioning	2015	5.47519%	2034	27.37587%	2034	27.37587%
109	WS	Residential	All	Heat Pump	HVAC	Heat Pump Tune-up	ENERGY STAR Air Conditioning	2015	5.90678%	2034	29.53384%	2034	29.53384%
110	NWS	Residential	All	All	Appliances	Refrigerator/Freezer Recycling	Appliance Recycling	2015	1.60000%	2017	4.80000%	2034	2.40000%
111	NWS	Residential	All	Gas Heat (No AC)	HVAC	Room Air Conditioner Recycling	Appliance Recycling	2015	1.60000%	2017	4.80000%	2034	2.40000%
112	NWS	Residential	Multifamily	All	Other	Home Energy Audit	*N/A	*N/A	*N/A	*N/A	*N/A	*N/A	*N/A
113	NWS	Residential	Multifamily	All	Lighting	Residential Lighting Efficiency	Multifamily	2015	13.50000%	2017	26.40000%	2034	1.60000%
114	NWS	Residential	Multifamily	Electric WH	Hot Water	Faucet Aerators	Multifamily	2015	13.50000%	2017	26.40000%	2034	1.60000%
115	NWS	Residential	Multifamily	Electric WH	Hot Water	Low Flow Showerheads	Multifamily	2015	13.50000%	2017	26.40000%	2034	1.60000%
116	NWS	Residential	Multifamily	Common Area	Lighting	Hallway Lighting Efficiency	*N/A	*N/A	*N/A	*N/A	*N/A	*N/A	*N/A
117	NWS	Residential	Multifamily	Common Area	Lighting	Exterior Lighting Efficiency	Multifamily	2015	13.50000%	2017	26.40000%	2034	1.60000%
118	WS	Residential	SingleFamily&Duplex	All	Lighting	New home - lighting	Efficient New Homes	2015	1.37500%	2018	6.60000%	2020	6.60000%
119	WS	Residential	SingleFamily&Duplex	All	Other	New home - nonlighting	Efficient New Homes	2015	1.37500%	2015	1.37500%	2015	1.37500%
120	WS	Residential	SingleFamily&Duplex	All	Other	New home - nonlighting	Efficient New Homes	2016	2.75000%	2018	6.60000%	2034	6.60000%

*N/A: Measure did not pass measure level screening and therefore was not included in a program.

MEASURE DESCRIPTION							PROGRAM	PARTICIPATION LOW CASE					
Measure ID	Weather Sensitive	Sector	Sub-Sector	Building Type	End Use	Measure Name	Program	First Year of Participation (So Year)	First Year Annual Participation Rate (So)	Year of Maximum Annual Participation (Smax Year)	Maximum Annual Participation Rate (Smax)	Final Year of Participation (Fo Year)	Final Year Annual Participation Rate (Fo)
121	WS	Residential	SingleFamily&Duplex	All	Other	New home - furnace	Efficient New Homes	2015	1.37500%	2018	6.60000%	2034	6.60000%
122	WS	Residential	All	All	Other	Benchmarking	Home Energy Use Benchmarking	2015	2.50000%	2015	2.50000%	2034	2.50000%
123	WS	Residential	All	AC	Other	Direct Load Control Switch	Direct Load Control	2015	1.31000%	2017	3.93000%	2034	3.93000%
124	WS	Residential	All	Heat Pump	Other	Direct Load Control Switch	Direct Load Control	2015	1.31000%	2017	3.93000%	2034	3.93000%
125	WS	Residential	All	AC	Other	Direct Load Control Thermostat	*N/A	*N/A	*N/A	*N/A	*N/A	*N/A	*N/A
126	WS	Residential	All	Heat Pump	Other	Direct Load Control Thermostat	*N/A	*N/A	*N/A	*N/A	*N/A	*N/A	*N/A
127	WS	Residential	All	AC	Other	Non-Enabled Dynamic Pricing (Res)	Dynamic Pricing	2015	0.25000%	2018	1.00000%	2034	1.00000%
128	WS	Residential	All	All	Other	Low-Income Weatherization Package	Low-Income Weatherization	2015	0.20000%	2015	0.20000%	2034	0.20000%

*N/A: Measure did not pass measure level screening and therefore was not included in a program.

Residential Measures

MEASURE DESCRIPTION							PROGRAM	PARTICIPATION HIGH CASE					
Measure ID	Weather Sensitive	Sector	Sub-Sector	Building Type	End Use	Measure Name	Program	First Year of Participation (So Year)	First Year Annual Participation Rate (So)	Year of Maximum Annual Participation (Smax Year)	Maximum Annual Participation Rate (Smax)	Final Year of Participation (Fo Year)	Final Year Annual Participation Rate (Fo)
1	NWS	Residential	All	All	Lighting	Residential Lighting Efficiency	Residential Lighting & Appliances	2015	37.50%	2015	37.50%	2020	6.30%
2	NWS	Residential	All	All	Lighting	Residential Lighting Efficiency	*N/A	*N/A	*N/A	*N/A	*N/A	*N/A	*N/A
3	NWS	Residential	All	All	Lighting	Residential Lighting Efficiency	Residential Lighting & Appliances	2015	9.41%	2020	14.06%	2020	14.06%
4	NWS	Residential	All	All	Lighting	Residential Lighting Efficiency	Residential Lighting & Appliances	2015	3.86%	2018	19.83%	2034	0.45%
5	NWS	Residential	All	All	Consumer Electronics	Consumer Electronics	Residential Lighting & Appliances	2015	5.00%	2034	20.00%	2034	20.00%
6	NWS	Residential	All	Gas WH	Appliances	ENERGYSTAR Clothes Washer and Dryer	*N/A	*N/A	*N/A	*N/A	*N/A	*N/A	*N/A
7	NWS	Residential	All	Electric WH	Appliances	ENERGYSTAR Clothes Washer and Dryer	*N/A	*N/A	*N/A	*N/A	*N/A	*N/A	*N/A
8	NWS	Residential	All	Electric WH	Appliances	ENERGYSTAR Clothes Washer and Dryer	*N/A	*N/A	*N/A	*N/A	*N/A	*N/A	*N/A
9	NWS	Residential	All	Gas WH	Appliances	ENERGYSTAR Clothes Washer and Dryer	*N/A	*N/A	*N/A	*N/A	*N/A	*N/A	*N/A
10	NWS	Residential	All	Electric WH	Appliances	ENERGYSTAR Dishwasher	*N/A	*N/A	*N/A	*N/A	*N/A	*N/A	*N/A
11	NWS	Residential	All	Gas WH	Appliances	ENERGYSTAR Dishwasher	*N/A	*N/A	*N/A	*N/A	*N/A	*N/A	*N/A
12	NWS	Residential	All	All	Appliances	HE Refrigerator	*N/A	*N/A	*N/A	*N/A	*N/A	*N/A	*N/A
13	WS	Residential	All	Gas Heat (No AC)	HVAC	Room Air Conditioner	*N/A	*N/A	*N/A	*N/A	*N/A	*N/A	*N/A
14	WS	Residential	All	Gas Heat (No AC)	HVAC	Room Air Conditioner	Residential Lighting & Appliances	2015	6.25%	2034	25.00%	2034	25.00%
15	NWS	Residential	All	All	Appliances	Advanced Power Strips	Residential Lighting & Appliances	2015	5.00%	2034	20.00%	2034	20.00%
16	NWS	Residential	All	All	Appliances	ENERGY STAR Dehumidifier	Residential Lighting & Appliances	2015	2.50%	2034	10.00%	2034	10.00%
17	NWS	Residential	All	Electric WH	Hot Water	Water Heater Replacement	Water Heating	2015	3.33%	2034	10.00%	2034	10.00%
18	NWS	Residential	All	Electric WH	Hot Water	Water Heater Replacement	Water Heating	2015	3.33%	2034	10.00%	2034	10.00%
19	NWS	Residential	All	Electric WH	Hot Water	Water Heater Replacement	Water Heating	2015	3.33%	2034	10.00%	2034	10.00%
20	NWS	Residential	All	Electric WH	Hot Water	Water Heater Replacements	*N/A	*N/A	*N/A	*N/A	*N/A	*N/A	*N/A
21	NWS	Residential	SingleFamily&Duplex	All	Other	Home Energy Audit	Residential Home Audit & Retrofit	2015	0.25%	2018	2.00%	2034	2.00%
22	NWS	Residential	SingleFamily&Duplex	All	Lighting	Residential Lighting Efficiency	Residential Home Audit & Retrofit	2015	0.19%	2018	1.50%	2034	1.50%
23	NWS	Residential	SingleFamily&Duplex	Electric WH	Hot Water	Faucet Aerators	Residential Home Audit & Retrofit	2015	0.19%	2018	1.50%	2034	1.50%
24	NWS	Residential	SingleFamily&Duplex	Electric WH	Hot Water	Low Flow Showerheads	Residential Home Audit & Retrofit	2015	0.19%	2018	1.50%	2034	1.50%
25	WS	Residential	SingleFamily&Duplex	AC/Gas Heat	Shell	Air Infiltration	Residential Home Audit & Retrofit	2015	0.10%	2018	0.80%	2034	0.80%
26	WS	Residential	SingleFamily&Duplex	Gas Heat (No AC)	Shell	Air Infiltration	Residential Home Audit & Retrofit	2015	0.10%	2018	0.80%	2034	0.80%
27	WS	Residential	SingleFamily&Duplex	AC/Electric Resistance Heat	Shell	Air Infiltration	Residential Home Audit & Retrofit	2015	0.10%	2018	0.80%	2034	0.80%
28	WS	Residential	SingleFamily&Duplex	Heat Pump	Shell	Air Infiltration	Residential Home Audit & Retrofit	2015	0.10%	2018	0.80%	2034	0.80%
29	WS	Residential	SingleFamily&Duplex	AC/Gas Heat	Shell	Attic Knee Wall Insulation	Residential Home Audit & Retrofit	2015	0.10%	2018	0.80%	2034	0.80%
30	WS	Residential	SingleFamily&Duplex	Gas Heat (No AC)	Shell	Attic Knee Wall Insulation	*N/A	*N/A	*N/A	*N/A	*N/A	*N/A	*N/A
31	WS	Residential	SingleFamily&Duplex	AC/Electric Resistance Heat	Shell	Attic Knee Wall Insulation	Residential Home Audit & Retrofit	2015	0.10%	2018	0.80%	2034	0.80%
32	WS	Residential	SingleFamily&Duplex	Heat Pump	Shell	Attic Knee Wall Insulation	Residential Home Audit & Retrofit	2015	0.10%	2018	0.80%	2034	0.80%
33	WS	Residential	SingleFamily&Duplex	AC/Gas Heat	Shell	Ceiling Insulation	Residential Home Audit & Retrofit	2015	0.10%	2018	0.80%	2034	0.80%
34	WS	Residential	SingleFamily&Duplex	AC/Gas Heat	Shell	Ceiling Insulation	Residential Home Audit & Retrofit	2015	0.10%	2018	0.80%	2034	0.80%
35	WS	Residential	SingleFamily&Duplex	AC/Gas Heat	Shell	Ceiling Insulation	Residential Home Audit & Retrofit	2015	0.10%	2018	0.80%	2034	0.80%
36	WS	Residential	SingleFamily&Duplex	AC/Gas Heat	Shell	Ceiling Insulation	Residential Home Audit & Retrofit	2015	0.10%	2018	0.80%	2034	0.80%
37	WS	Residential	SingleFamily&Duplex	Gas Heat (No AC)	Shell	Ceiling Insulation	*N/A	*N/A	*N/A	*N/A	*N/A	*N/A	*N/A
38	WS	Residential	SingleFamily&Duplex	Gas Heat (No AC)	Shell	Ceiling Insulation	*N/A	*N/A	*N/A	*N/A	*N/A	*N/A	*N/A
39	WS	Residential	SingleFamily&Duplex	Gas Heat (No AC)	Shell	Ceiling Insulation	*N/A	*N/A	*N/A	*N/A	*N/A	*N/A	*N/A
40	WS	Residential	SingleFamily&Duplex	Gas Heat (No AC)	Shell	Ceiling Insulation	*N/A	*N/A	*N/A	*N/A	*N/A	*N/A	*N/A
41	WS	Residential	SingleFamily&Duplex	AC/Electric Resistance Heat	Shell	Ceiling Insulation	Residential Home Audit & Retrofit	2015	0.10%	2018	0.80%	2034	0.80%
42	WS	Residential	SingleFamily&Duplex	AC/Electric Resistance Heat	Shell	Ceiling Insulation	Residential Home Audit & Retrofit	2015	0.10%	2018	0.80%	2034	0.80%
43	WS	Residential	SingleFamily&Duplex	AC/Electric Resistance Heat	Shell	Ceiling Insulation	Residential Home Audit & Retrofit	2015	0.10%	2018	0.80%	2034	0.80%
44	WS	Residential	SingleFamily&Duplex	AC/Electric Resistance Heat	Shell	Ceiling Insulation	Residential Home Audit & Retrofit	2015	0.10%	2018	0.80%	2034	0.80%
45	WS	Residential	SingleFamily&Duplex	Heat Pump	Shell	Ceiling Insulation	Residential Home Audit & Retrofit	2015	0.10%	2018	0.80%	2034	0.80%
46	WS	Residential	SingleFamily&Duplex	Heat Pump	Shell	Ceiling Insulation	Residential Home Audit & Retrofit	2015	0.10%	2018	0.80%	2034	0.80%
47	WS	Residential	SingleFamily&Duplex	Heat Pump	Shell	Ceiling Insulation	Residential Home Audit & Retrofit	2015	0.10%	2018	0.80%	2034	0.80%
48	WS	Residential	SingleFamily&Duplex	Heat Pump	Shell	Ceiling Insulation	Residential Home Audit & Retrofit	2015	0.10%	2018	0.80%	2034	0.80%
49	WS	Residential	SingleFamily&Duplex	AC/Electric Resistance Heat	HVAC	Duct Sealing	Residential Home Audit & Retrofit	2015	0.10%	2018	0.80%	2034	0.80%
50	WS	Residential	SingleFamily&Duplex	Heat Pump	HVAC	Duct Sealing	Residential Home Audit & Retrofit	2015	0.10%	2018	0.80%	2034	0.80%
51	WS	Residential	SingleFamily&Duplex	AC/Gas Heat	HVAC	Duct Sealing	Residential Home Audit & Retrofit	2015	0.10%	2018	0.80%	2034	0.80%
52	WS	Residential	SingleFamily&Duplex	AC/Gas Heat	Shell	Energy Star Windows	*N/A	*N/A	*N/A	*N/A	*N/A	*N/A	*N/A
53	WS	Residential	SingleFamily&Duplex	Gas Heat (No AC)	Shell	Energy Star Windows	*N/A	*N/A	*N/A	*N/A	*N/A	*N/A	*N/A
54	WS	Residential	SingleFamily&Duplex	AC/Electric Resistance Heat	Shell	Energy Star Windows	*N/A	*N/A	*N/A	*N/A	*N/A	*N/A	*N/A
55	WS	Residential	SingleFamily&Duplex	Heat Pump	Shell	Energy Star Windows	*N/A	*N/A	*N/A	*N/A	*N/A	*N/A	*N/A
56	WS	Residential	SingleFamily&Duplex	AC/Gas Heat	Shell	Energy Star Windows	Residential Home Audit & Retrofit	2015	0.10%	2018	0.80%	2034	0.80%
57	WS	Residential	SingleFamily&Duplex	Gas Heat (No AC)	Shell	Energy Star Windows	*N/A	*N/A	*N/A	*N/A	*N/A	*N/A	*N/A
58	WS	Residential	SingleFamily&Duplex	AC/Electric Resistance Heat	Shell	Energy Star Windows	Residential Home Audit & Retrofit	2015	0.10%	2018	0.80%	2034	0.80%
59	WS	Residential	SingleFamily&Duplex	Heat Pump	Shell	Energy Star Windows	Residential Home Audit & Retrofit	2015	0.10%	2018	0.80%	2034	0.80%
60	WS	Residential	SingleFamily&Duplex	AC/Gas Heat	Shell	Floor Insulation	*N/A	*N/A	*N/A	*N/A	*N/A	*N/A	*N/A

*N/A: Measure did not pass measure level screening and therefore was not included in a program.

MEASURE DESCRIPTION							PROGRAM	PARTICIPATION HIGH CASE					
Measure ID	Weather Sensitive	Sector	Sub-Sector	Building Type	End Use	Measure Name	Program	First Year of Participation (So Year)	First Year Annual Participation Rate (So)	Year of Maximum Annual Participation (Smax Year)	Maximum Annual Participation Rate (Smax)	Final Year of Participation (Fo Year)	Final Year Annual Participation Rate (Fo)
61	WS	Residential	SingleFamily&Duplex	Gas Heat (No AC)	Shell	Floor Insulation	*N/A	*N/A	*N/A	*N/A	*N/A	*N/A	*N/A
62	WS	Residential	SingleFamily&Duplex	AC/Electric Resistance Heat	Shell	Floor Insulation	Residential Home Audit & Retrofit	2015	0.10%	2018	0.80%	2034	0.80%
63	WS	Residential	SingleFamily&Duplex	Heat Pump	Shell	Floor Insulation	*N/A	*N/A	*N/A	*N/A	*N/A	*N/A	*N/A
64	WS	Residential	SingleFamily&Duplex	AC/Gas Heat	Shell	Radiant Barriers	Residential Home Audit & Retrofit	2015	0.10%	2018	0.80%	2034	0.80%
65	WS	Residential	SingleFamily&Duplex	Gas Heat (No AC)	Shell	Radiant Barriers	*N/A	*N/A	*N/A	*N/A	*N/A	*N/A	*N/A
66	WS	Residential	SingleFamily&Duplex	AC/Electric Resistance Heat	Shell	Radiant Barriers	Residential Home Audit & Retrofit	2015	0.10%	2018	0.80%	2034	0.80%
67	WS	Residential	SingleFamily&Duplex	Heat Pump	Shell	Radiant Barriers	Residential Home Audit & Retrofit	2015	0.10%	2018	0.80%	2034	0.80%
68	WS	Residential	SingleFamily&Duplex	AC/Gas Heat	Shell	Wall Insulation	Residential Home Audit & Retrofit	2015	0.10%	2018	0.80%	2034	0.80%
69	WS	Residential	SingleFamily&Duplex	Gas Heat (No AC)	Shell	Wall Insulation	Residential Home Audit & Retrofit	2015	0.10%	2018	0.80%	2034	0.80%
70	WS	Residential	SingleFamily&Duplex	AC/Electric Resistance Heat	Shell	Wall Insulation	Residential Home Audit & Retrofit	2015	0.10%	2018	0.80%	2034	0.80%
71	WS	Residential	SingleFamily&Duplex	Heat Pump	Shell	Wall Insulation	Residential Home Audit & Retrofit	2015	0.10%	2018	0.80%	2034	0.80%
72	WS	Residential	SingleFamily&Duplex	Electric WH	Hot Water	Water Heater Jackets	Residential Home Audit & Retrofit	2015	0.10%	2018	0.80%	2034	0.80%
73	WS	Residential	SingleFamily&Duplex	Electric WH	Hot Water	Water Heater Pipe Insulation	Residential Home Audit & Retrofit	2015	0.10%	2018	0.80%	2034	0.80%
74	WS	Residential	SingleFamily&Duplex	AC/Gas Heat	Shell	Window Film	*N/A	*N/A	*N/A	*N/A	*N/A	*N/A	*N/A
75	WS	Residential	SingleFamily&Duplex	Gas Heat (No AC)	Shell	Window Film	*N/A	*N/A	*N/A	*N/A	*N/A	*N/A	*N/A
76	WS	Residential	SingleFamily&Duplex	AC/Electric Resistance Heat	Shell	Window Film	*N/A	*N/A	*N/A	*N/A	*N/A	*N/A	*N/A
77	WS	Residential	SingleFamily&Duplex	Heat Pump	Shell	Window Film	*N/A	*N/A	*N/A	*N/A	*N/A	*N/A	*N/A
78	NWS	Residential	SingleFamily&Duplex	All	Other	ENERGY STAR Variable Speed Drive Pool Pump	Pool Pump	2015	1.21%	2034	3.64%	2034	3.64%
79	NWS	Residential	SingleFamily&Duplex	All	HVAC	High Efficiency Bathroom Exhaust Fan	Residential Home Audit & Retrofit	2015	0.10%	2018	0.80%	2034	0.80%
80	WS	Residential	All	AC/Electric Resistance Heat	HVAC	Central AC Replacement	ENERGY STAR Air Conditioning	2016	16.39%	2034	28.45%	2034	28.45%
81	WS	Residential	All	AC/Electric Resistance Heat	HVAC	Central AC Replacement	ENERGY STAR Air Conditioning	2016	16.23%	2034	28.17%	2034	28.17%
82	WS	Residential	All	AC/Electric Resistance Heat	HVAC	Central AC Replacement	ENERGY STAR Air Conditioning	2016	15.91%	2034	27.62%	2034	27.62%
83	WS	Residential	All	AC/Electric Resistance Heat	HVAC	Central AC Replacement	ENERGY STAR Air Conditioning	2015	9.58%	2015	9.58%	2015	9.58%
84	WS	Residential	All	AC/Electric Resistance Heat	HVAC	Central AC Replacement	ENERGY STAR Air Conditioning	2015	9.49%	2015	9.49%	2015	9.49%
85	WS	Residential	All	AC/Electric Resistance Heat	HVAC	Central AC Replacement	ENERGY STAR Air Conditioning	2015	9.32%	2015	9.32%	2015	9.32%
86	WS	Residential	All	AC/Gas Heat	HVAC	Central AC Replacement	ENERGY STAR Air Conditioning	2016	17.23%	2034	29.90%	2034	29.90%
87	WS	Residential	All	AC/Gas Heat	HVAC	Central AC Replacement	ENERGY STAR Air Conditioning	2016	16.79%	2034	29.14%	2034	29.14%
88	WS	Residential	All	AC/Gas Heat	HVAC	Central AC Replacement	ENERGY STAR Air Conditioning	2016	16.30%	2034	28.29%	2034	28.29%
89	WS	Residential	All	AC/Gas Heat	HVAC	Central AC Replacement	ENERGY STAR Air Conditioning	2015	9.84%	2015	9.84%	2015	9.84%
90	WS	Residential	All	AC/Gas Heat	HVAC	Central AC Replacement	ENERGY STAR Air Conditioning	2015	9.70%	2015	9.70%	2015	9.70%
91	WS	Residential	All	AC/Gas Heat	HVAC	Central AC Replacement	ENERGY STAR Air Conditioning	2015	9.48%	2015	9.48%	2015	9.48%
92	WS	Residential	All	Heat Pump	HVAC	Heat Pump Replacement	ENERGY STAR Air Conditioning	2015	9.71%	2034	29.14%	2034	29.14%
93	WS	Residential	All	Heat Pump	HVAC	Heat Pump Replacement	ENERGY STAR Air Conditioning	2015	9.65%	2034	28.96%	2034	28.96%
94	WS	Residential	All	Heat Pump	HVAC	Heat Pump Replacement	ENERGY STAR Air Conditioning	2015	9.48%	2034	28.45%	2034	28.45%
95	WS	Residential	All	Heat Pump	HVAC	Heat Pump Replacement	*N/A	*N/A	*N/A	*N/A	*N/A	*N/A	*N/A
96	WS	Residential	All	Heat Pump	HVAC	Heat Pump Replacement	*N/A	*N/A	*N/A	*N/A	*N/A	*N/A	*N/A
97	WS	Residential	All	Heat Pump	HVAC	Heat Pump Replacement	*N/A	*N/A	*N/A	*N/A	*N/A	*N/A	*N/A
98	WS	Residential	All	AC	HVAC	Mini-Split AC	ENERGY STAR Air Conditioning	2016	17.51%	2034	30.39%	2034	30.39%
99	WS	Residential	All	AC	HVAC	Mini-Split AC	ENERGY STAR Air Conditioning	2016	16.76%	2034	29.08%	2034	29.08%
100	WS	Residential	All	Heat Pump	HVAC	Mini-Split Heat Pump	ENERGY STAR Air Conditioning	2015	10.52%	2034	31.56%	2034	31.56%
101	WS	Residential	All	Heat Pump	HVAC	Mini-Split Heat Pump	ENERGY STAR Air Conditioning	2015	10.22%	2034	30.67%	2034	30.67%
102	WS	Residential	All	AC	HVAC	Mini-Split AC	ENERGY STAR Air Conditioning	2015	9.93%	2015	9.93%	2015	9.93%
103	WS	Residential	All	AC	HVAC	Mini-Split AC	ENERGY STAR Air Conditioning	2015	9.58%	2015	9.58%	2015	9.58%
104	WS	Residential	All	Heat Pump	HVAC	Mini-Split Heat Pump	*N/A	*N/A	*N/A	*N/A	*N/A	*N/A	*N/A
105	WS	Residential	All	Heat Pump	HVAC	Mini-Split Heat Pump	*N/A	*N/A	*N/A	*N/A	*N/A	*N/A	*N/A
106	WS	Residential	SingleFamily&Duplex	Heat Pump	HVAC	Ground Source Heatpump	*N/A	*N/A	*N/A	*N/A	*N/A	*N/A	*N/A
107	WS	Residential	SingleFamily&Duplex	Heat Pump	HVAC	Ground Source Heatpump	ENERGY STAR Air Conditioning	2015	9.80%	2034	29.39%	2034	29.39%
108	WS	Residential	All	AC	HVAC	Central AC Tune-up	ENERGY STAR Air Conditioning	2015	10.17%	2034	30.50%	2034	30.50%
109	WS	Residential	All	Heat Pump	HVAC	Heat Pump Tune-up	ENERGY STAR Air Conditioning	2015	10.49%	2034	31.47%	2034	31.47%
110	NWS	Residential	All	All	Appliances	Refrigerator/Freezer Recycling	Appliance Recycling	2015	2.40%	2017	7.20%	2034	3.60%
111	NWS	Residential	All	Gas Heat (No AC)	HVAC	Room Air Conditioner Recycling	Appliance Recycling	2015	2.40%	2017	7.20%	2034	3.60%
112	NWS	Residential	Multifamily	All	Other	Home Energy Audit	*N/A	*N/A	*N/A	*N/A	*N/A	*N/A	*N/A
113	NWS	Residential	Multifamily	All	Lighting	Residential Lighting Efficiency	Multifamily	2015	22.50%	2016	40.00%	2034	1.60%
114	NWS	Residential	Multifamily	Electric WH	Hot Water	Faucet Aerators	Multifamily	2015	22.50%	2016	40.00%	2034	1.60%
115	NWS	Residential	Multifamily	Electric WH	Hot Water	Low Flow Showerheads	Multifamily	2015	22.50%	2016	40.00%	2034	1.60%
116	NWS	Residential	Multifamily	Common Area	Lighting	Hallway Lighting Efficiency	*N/A	*N/A	*N/A	*N/A	*N/A	*N/A	*N/A
117	NWS	Residential	Multifamily	Common Area	Lighting	Exterior Lighting Efficiency	Multifamily	2015	22.50%	2016	40.00%	2034	1.60%
118	WS	Residential	SingleFamily&Duplex	All	Lighting	New home - lighting	Efficient New Homes	2015	3.03%	2017	14.52%	2020	14.52%
119	WS	Residential	SingleFamily&Duplex	All	Other	New home - nonlighting	Efficient New Homes	2015	3.03%	2015	3.03%	2015	3.03%
120	WS	Residential	SingleFamily&Duplex	All	Other	New home - nonlighting	Efficient New Homes	2016	6.05%	2017	14.52%	2034	14.52%

*N/A: Measure did not pass measure level screening and therefore was not included in a program.

MEASURE DESCRIPTION							PROGRAM	PARTICIPATION HIGH CASE					
Measure ID	Weather Sensitive	Sector	Sub-Sector	Building Type	End Use	Measure Name	Program	First Year of Participation (So Year)	First Year Annual Participation Rate (So)	Year of Maximum Annual Participation (Smax Year)	Maximum Annual Participation Rate (Smax)	Final Year of Participation (Fo Year)	Final Year Annual Participation Rate (Fo)
121	WS	Residential	SingleFamily&Duplex	All	Other	New home - furnace	Efficient New Homes	2015	3.03%	2017	14.52%	2034	14.52%
122	WS	Residential	All	All	Other	Benchmarking	Home Energy Use Benchmarking	2015	5.00%	2016	10.00%	2034	10.00%
123	WS	Residential	All	AC	Other	Direct Load Control Switch	Direct Load Control	2015	2.62%	2017	7.86%	2034	7.86%
124	WS	Residential	All	Heat Pump	Other	Direct Load Control Switch	Direct Load Control	2015	2.62%	2017	7.86%	2034	7.86%
125	WS	Residential	All	AC	Other	Direct Load Control Thermostat	*N/A	*N/A	*N/A	*N/A	*N/A	*N/A	*N/A
126	WS	Residential	All	Heat Pump	Other	Direct Load Control Thermostat	*N/A	*N/A	*N/A	*N/A	*N/A	*N/A	*N/A
127	WS	Residential	All	AC	Other	Non-Enabled Dynamic Pricing (Res)	Dynamic Pricing	2015	0.50%	2018	2.00%	2034	2.00%
128	WS	Residential	All	All	Other	Low-Income Weatherization Package	Low-Income Weatherization	2015	0.20%	2015	0.20%	2034	0.20%

*N/A: Measure did not pass measure level screening and therefore was not included in a program.

Residential Measures

MEASURE DESCRIPTION							PROGRAM	PARTICIPATION REFERENCE CASE					
Measure ID	Weather Sensitive	Sector	Sub-Sector	Building Type	End Use	Measure Name	Program	First Year of Participation (So Year)	First Year Annual Participation Rate (So)	Year of Maximum Annual Participation (Smax Year)	Maximum Annual Participation Rate (Smax)	Final Year of Participation (Fo Year)	Final Year Annual Participation Rate (Fo)
1	NWS	Residential	All	All	Lighting	Residential Lighting Efficiency	Residential Lighting & Appliances	2015	35.907%	2015	35.91%	2020	4.85%
2	NWS	Residential	All	All	Lighting	Residential Lighting Efficiency	*N/A	*N/A	*N/A	*N/A	*N/A	*N/A	*N/A
3	NWS	Residential	All	All	Lighting	Residential Lighting Efficiency	Residential Lighting & Appliances	2015	4.271%	2020	6.39%	2020	6.39%
4	NWS	Residential	All	All	Lighting	Residential Lighting Efficiency	Residential Lighting & Appliances	2015	1.654%	2020	13.65%	2034	0.46%
5	NWS	Residential	All	All	Consumer Electronics	Consumer Electronics	Residential Lighting & Appliances	2015	3.933%	2034	15.73%	2034	15.73%
6	NWS	Residential	All	Gas WH	Appliances	ENERGYSTAR Clothes Washer and Dryer	*N/A	*N/A	*N/A	*N/A	*N/A	*N/A	*N/A
7	NWS	Residential	All	Electric WH	Appliances	ENERGYSTAR Clothes Washer and Dryer	*N/A	*N/A	*N/A	*N/A	*N/A	*N/A	*N/A
8	NWS	Residential	All	Electric WH	Appliances	ENERGYSTAR Clothes Washer and Dryer	*N/A	*N/A	*N/A	*N/A	*N/A	*N/A	*N/A
9	NWS	Residential	All	Gas WH	Appliances	ENERGYSTAR Clothes Washer and Dryer	*N/A	*N/A	*N/A	*N/A	*N/A	*N/A	*N/A
10	NWS	Residential	All	Electric WH	Appliances	ENERGYSTAR Dishwasher	*N/A	*N/A	*N/A	*N/A	*N/A	*N/A	*N/A
11	NWS	Residential	All	Gas WH	Appliances	ENERGYSTAR Dishwasher	*N/A	*N/A	*N/A	*N/A	*N/A	*N/A	*N/A
12	NWS	Residential	All	All	Appliances	HE Refrigerator	*N/A	*N/A	*N/A	*N/A	*N/A	*N/A	*N/A
13	WS	Residential	All	Gas Heat (No AC)	HVAC	Room Air Conditioner	*N/A	*N/A	*N/A	*N/A	*N/A	*N/A	*N/A
14	WS	Residential	All	Gas Heat (No AC)	HVAC	Room Air Conditioner	Residential Lighting & Appliances	2015	0.188%	2034	0.75%	2034	0.75%
15	NWS	Residential	All	All	Appliances	Advanced Power Strips	Residential Lighting & Appliances	2015	3.933%	2034	15.73%	2034	15.73%
16	NWS	Residential	All	All	Appliances	ENERGY STAR Dehumidifier	Residential Lighting & Appliances	2015	1.774%	2034	7.10%	2034	7.10%
17	NWS	Residential	All	Electric WH	Hot Water	Water Heater Replacement	Water Heating	2015	1.757%	2034	7.03%	2034	7.03%
18	NWS	Residential	All	Electric WH	Hot Water	Water Heater Replacement	Water Heating	2015	1.762%	2034	7.05%	2034	7.05%
19	NWS	Residential	All	Electric WH	Hot Water	Water Heater Replacement	Water Heating	2015	1.896%	2034	7.58%	2034	7.58%
20	NWS	Residential	All	Electric WH	Hot Water	Water Heater Replacements	*N/A	*N/A	*N/A	*N/A	*N/A	*N/A	*N/A
21	NWS	Residential	SingleFamily&Duplex	All	Other	Home Energy Audit	Residential Home Audit & Retrofit	2015	0.250%	2018	1.25%	2034	1.25%
22	NWS	Residential	SingleFamily&Duplex	All	Lighting	Residential Lighting Efficiency	Residential Home Audit & Retrofit	2015	0.188%	2018	0.94%	2034	0.94%
23	NWS	Residential	SingleFamily&Duplex	Electric WH	Hot Water	Faucet Aerators	Residential Home Audit & Retrofit	2015	0.188%	2018	0.94%	2034	0.94%
24	NWS	Residential	SingleFamily&Duplex	Electric WH	Hot Water	Low Flow Showerheads	Residential Home Audit & Retrofit	2015	0.188%	2018	0.94%	2034	0.94%
25	WS	Residential	SingleFamily&Duplex	AC/Gas Heat	Shell	Air Infiltration	Residential Home Audit & Retrofit	2015	0.050%	2018	0.25%	2034	0.25%
26	WS	Residential	SingleFamily&Duplex	Gas Heat (No AC)	Shell	Air Infiltration	Residential Home Audit & Retrofit	2015	0.050%	2018	0.25%	2034	0.25%
27	WS	Residential	SingleFamily&Duplex	AC/Electric Resistance Heat	Shell	Air Infiltration	Residential Home Audit & Retrofit	2015	0.050%	2018	0.25%	2034	0.25%
28	WS	Residential	SingleFamily&Duplex	Heat Pump	Shell	Air Infiltration	Residential Home Audit & Retrofit	2015	0.050%	2018	0.25%	2034	0.25%
29	WS	Residential	SingleFamily&Duplex	AC/Gas Heat	Shell	Attic Knee Wall Insulation	Residential Home Audit & Retrofit	2015	0.050%	2018	0.25%	2034	0.25%
30	WS	Residential	SingleFamily&Duplex	Gas Heat (No AC)	Shell	Attic Knee Wall Insulation	*N/A	*N/A	*N/A	*N/A	*N/A	*N/A	*N/A
31	WS	Residential	SingleFamily&Duplex	AC/Electric Resistance Heat	Shell	Attic Knee Wall Insulation	Residential Home Audit & Retrofit	2015	0.050%	2018	0.25%	2034	0.25%
32	WS	Residential	SingleFamily&Duplex	Heat Pump	Shell	Attic Knee Wall Insulation	Residential Home Audit & Retrofit	2015	0.050%	2018	0.25%	2034	0.25%
33	WS	Residential	SingleFamily&Duplex	AC/Gas Heat	Shell	Ceiling Insulation	Residential Home Audit & Retrofit	2015	0.050%	2018	0.25%	2034	0.25%
34	WS	Residential	SingleFamily&Duplex	AC/Gas Heat	Shell	Ceiling Insulation	Residential Home Audit & Retrofit	2015	0.050%	2018	0.25%	2034	0.25%
35	WS	Residential	SingleFamily&Duplex	AC/Gas Heat	Shell	Ceiling Insulation	Residential Home Audit & Retrofit	2015	0.050%	2018	0.25%	2034	0.25%
36	WS	Residential	SingleFamily&Duplex	AC/Gas Heat	Shell	Ceiling Insulation	Residential Home Audit & Retrofit	2015	0.050%	2018	0.25%	2034	0.25%
37	WS	Residential	SingleFamily&Duplex	Gas Heat (No AC)	Shell	Ceiling Insulation	*N/A	*N/A	*N/A	*N/A	*N/A	*N/A	*N/A
38	WS	Residential	SingleFamily&Duplex	Gas Heat (No AC)	Shell	Ceiling Insulation	*N/A	*N/A	*N/A	*N/A	*N/A	*N/A	*N/A
39	WS	Residential	SingleFamily&Duplex	Gas Heat (No AC)	Shell	Ceiling Insulation	*N/A	*N/A	*N/A	*N/A	*N/A	*N/A	*N/A
40	WS	Residential	SingleFamily&Duplex	Gas Heat (No AC)	Shell	Ceiling Insulation	*N/A	*N/A	*N/A	*N/A	*N/A	*N/A	*N/A
41	WS	Residential	SingleFamily&Duplex	AC/Electric Resistance Heat	Shell	Ceiling Insulation	Residential Home Audit & Retrofit	2015	0.050%	2018	0.25%	2034	0.25%
42	WS	Residential	SingleFamily&Duplex	AC/Electric Resistance Heat	Shell	Ceiling Insulation	Residential Home Audit & Retrofit	2015	0.050%	2018	0.25%	2034	0.25%
43	WS	Residential	SingleFamily&Duplex	AC/Electric Resistance Heat	Shell	Ceiling Insulation	Residential Home Audit & Retrofit	2015	0.050%	2018	0.25%	2034	0.25%
44	WS	Residential	SingleFamily&Duplex	AC/Electric Resistance Heat	Shell	Ceiling Insulation	Residential Home Audit & Retrofit	2015	0.050%	2018	0.25%	2034	0.25%
45	WS	Residential	SingleFamily&Duplex	Heat Pump	Shell	Ceiling Insulation	Residential Home Audit & Retrofit	2015	0.050%	2018	0.25%	2034	0.25%
46	WS	Residential	SingleFamily&Duplex	Heat Pump	Shell	Ceiling Insulation	Residential Home Audit & Retrofit	2015	0.050%	2018	0.25%	2034	0.25%
47	WS	Residential	SingleFamily&Duplex	Heat Pump	Shell	Ceiling Insulation	Residential Home Audit & Retrofit	2015	0.050%	2018	0.25%	2034	0.25%
48	WS	Residential	SingleFamily&Duplex	Heat Pump	Shell	Ceiling Insulation	Residential Home Audit & Retrofit	2015	0.050%	2018	0.25%	2034	0.25%
49	WS	Residential	SingleFamily&Duplex	AC/Electric Resistance Heat	HVAC	Duct Sealing	Residential Home Audit & Retrofit	2015	0.050%	2018	0.25%	2034	0.25%
50	WS	Residential	SingleFamily&Duplex	Heat Pump	HVAC	Duct Sealing	Residential Home Audit & Retrofit	2015	0.050%	2018	0.25%	2034	0.25%
51	WS	Residential	SingleFamily&Duplex	AC/Gas Heat	HVAC	Duct Sealing	Residential Home Audit & Retrofit	2015	0.050%	2018	0.25%	2034	0.25%
52	WS	Residential	SingleFamily&Duplex	AC/Gas Heat	Shell	Energy Star Windows	*N/A	*N/A	*N/A	*N/A	*N/A	*N/A	*N/A
53	WS	Residential	SingleFamily&Duplex	Gas Heat (No AC)	Shell	Energy Star Windows	*N/A	*N/A	*N/A	*N/A	*N/A	*N/A	*N/A
54	WS	Residential	SingleFamily&Duplex	AC/Electric Resistance Heat	Shell	Energy Star Windows	*N/A	*N/A	*N/A	*N/A	*N/A	*N/A	*N/A
55	WS	Residential	SingleFamily&Duplex	Heat Pump	Shell	Energy Star Windows	*N/A	*N/A	*N/A	*N/A	*N/A	*N/A	*N/A
56	WS	Residential	SingleFamily&Duplex	AC/Gas Heat	Shell	Energy Star Windows	Residential Home Audit & Retrofit	2015	0.050%	2018	0.25%	2034	0.25%
57	WS	Residential	SingleFamily&Duplex	Gas Heat (No AC)	Shell	Energy Star Windows	*N/A	*N/A	*N/A	*N/A	*N/A	*N/A	*N/A
58	WS	Residential	SingleFamily&Duplex	AC/Electric Resistance Heat	Shell	Energy Star Windows	Residential Home Audit & Retrofit	2015	0.050%	2018	0.25%	2034	0.25%
59	WS	Residential	SingleFamily&Duplex	Heat Pump	Shell	Energy Star Windows	Residential Home Audit & Retrofit	2015	0.050%	2018	0.25%	2034	0.25%
60	WS	Residential	SingleFamily&Duplex	AC/Gas Heat	Shell	Floor Insulation	*N/A	*N/A	*N/A	*N/A	*N/A	*N/A	*N/A

*N/A: Measure did not pass measure level screening and therefore was not included in a program.

Residential Measures

MEASURE DESCRIPTION							PROGRAM	PARTICIPATION REFERENCE CASE					
Measure ID	Weather Sensitive	Sector	Sub-Sector	Building Type	End Use	Measure Name	Program	First Year of Participation (So Year)	First Year Annual Participation Rate (So)	Year of Maximum Annual Participation (Smax Year)	Maximum Annual Participation Rate (Smax)	Final Year of Participation (Fo Year)	Final Year Annual Participation Rate (Fo)
61	WS	Residential	SingleFamily&Duplex	Gas Heat (No AC)	Shell	Floor Insulation	*N/A	*N/A	*N/A	*N/A	*N/A	*N/A	*N/A
62	WS	Residential	SingleFamily&Duplex	AC/Electric Resistance Heat	Shell	Floor Insulation	Residential Home Audit & Retrofit	2015	0.050%	2018	0.25%	2034	0.25%
63	WS	Residential	SingleFamily&Duplex	Heat Pump	Shell	Floor Insulation	*N/A	*N/A	*N/A	*N/A	*N/A	*N/A	*N/A
64	WS	Residential	SingleFamily&Duplex	AC/Gas Heat	Shell	Radiant Barriers	Residential Home Audit & Retrofit	2015	0.050%	2018	0.25%	2034	0.25%
65	WS	Residential	SingleFamily&Duplex	Gas Heat (No AC)	Shell	Radiant Barriers	*N/A	*N/A	*N/A	*N/A	*N/A	*N/A	*N/A
66	WS	Residential	SingleFamily&Duplex	AC/Electric Resistance Heat	Shell	Radiant Barriers	Residential Home Audit & Retrofit	2015	0.050%	2018	0.25%	2034	0.25%
67	WS	Residential	SingleFamily&Duplex	Heat Pump	Shell	Radiant Barriers	Residential Home Audit & Retrofit	2015	0.050%	2018	0.25%	2034	0.25%
68	WS	Residential	SingleFamily&Duplex	AC/Gas Heat	Shell	Wall Insulation	Residential Home Audit & Retrofit	2015	0.050%	2018	0.25%	2034	0.25%
69	WS	Residential	SingleFamily&Duplex	Gas Heat (No AC)	Shell	Wall Insulation	Residential Home Audit & Retrofit	2015	0.050%	2018	0.25%	2034	0.25%
70	WS	Residential	SingleFamily&Duplex	AC/Electric Resistance Heat	Shell	Wall Insulation	Residential Home Audit & Retrofit	2015	0.050%	2018	0.25%	2034	0.25%
71	WS	Residential	SingleFamily&Duplex	Heat Pump	Shell	Wall Insulation	Residential Home Audit & Retrofit	2015	0.050%	2018	0.25%	2034	0.25%
72	WS	Residential	SingleFamily&Duplex	Electric WH	Hot Water	Water Heater Jackets	Residential Home Audit & Retrofit	2015	0.050%	2018	0.25%	2034	0.25%
73	WS	Residential	SingleFamily&Duplex	Electric WH	Hot Water	Water Heater Pipe Insulation	Residential Home Audit & Retrofit	2015	0.050%	2018	0.25%	2034	0.25%
74	WS	Residential	SingleFamily&Duplex	AC/Gas Heat	Shell	Window Film	*N/A	*N/A	*N/A	*N/A	*N/A	*N/A	*N/A
75	WS	Residential	SingleFamily&Duplex	Gas Heat (No AC)	Shell	Window Film	*N/A	*N/A	*N/A	*N/A	*N/A	*N/A	*N/A
76	WS	Residential	SingleFamily&Duplex	AC/Electric Resistance Heat	Shell	Window Film	*N/A	*N/A	*N/A	*N/A	*N/A	*N/A	*N/A
77	WS	Residential	SingleFamily&Duplex	Heat Pump	Shell	Window Film	*N/A	*N/A	*N/A	*N/A	*N/A	*N/A	*N/A
78	NWS	Residential	SingleFamily&Duplex	All	Other	ENERGY STAR Variable Speed Drive Pool Pump	Pool Pump	2015	0.911%	2034	3.64%	2034	3.64%
79	NWS	Residential	SingleFamily&Duplex	All	HVAC	High Efficiency Bathroom Exhaust Fan	Residential Home Audit & Retrofit	2015	0.050%	2018	0.25%	2034	0.25%
80	WS	Residential	All	AC/Electric Resistance Heat	HVAC	Central AC Replacement	ENERGY STAR Air Conditioning	2016	11.642%	2034	24.49%	2034	24.49%
81	WS	Residential	All	AC/Electric Resistance Heat	HVAC	Central AC Replacement	ENERGY STAR Air Conditioning	2016	11.414%	2034	24.01%	2034	24.01%
82	WS	Residential	All	AC/Electric Resistance Heat	HVAC	Central AC Replacement	ENERGY STAR Air Conditioning	2016	10.964%	2034	23.06%	2034	23.06%
83	WS	Residential	All	AC/Electric Resistance Heat	HVAC	Central AC Replacement	ENERGY STAR Air Conditioning	2015	6.251%	2015	6.25%	2015	6.25%
84	WS	Residential	All	AC/Electric Resistance Heat	HVAC	Central AC Replacement	ENERGY STAR Air Conditioning	2015	6.138%	2015	6.14%	2015	6.14%
85	WS	Residential	All	AC/Electric Resistance Heat	HVAC	Central AC Replacement	ENERGY STAR Air Conditioning	2015	5.916%	2015	5.92%	2015	5.92%
86	WS	Residential	All	AC/Gas Heat	HVAC	Central AC Replacement	ENERGY STAR Air Conditioning	2016	12.883%	2034	27.10%	2034	27.10%
87	WS	Residential	All	AC/Gas Heat	HVAC	Central AC Replacement	ENERGY STAR Air Conditioning	2016	12.225%	2034	25.72%	2034	25.72%
88	WS	Residential	All	AC/Gas Heat	HVAC	Central AC Replacement	ENERGY STAR Air Conditioning	2016	11.507%	2034	24.21%	2034	24.21%
89	WS	Residential	All	AC/Gas Heat	HVAC	Central AC Replacement	ENERGY STAR Air Conditioning	2015	6.597%	2015	6.60%	2015	6.60%
90	WS	Residential	All	AC/Gas Heat	HVAC	Central AC Replacement	ENERGY STAR Air Conditioning	2015	6.410%	2015	6.41%	2015	6.41%
91	WS	Residential	All	AC/Gas Heat	HVAC	Central AC Replacement	ENERGY STAR Air Conditioning	2015	6.122%	2015	6.12%	2015	6.12%
92	WS	Residential	All	Heat Pump	HVAC	Heat Pump Replacement	ENERGY STAR Air Conditioning	2015	6.428%	2034	25.71%	2034	25.71%
93	WS	Residential	All	Heat Pump	HVAC	Heat Pump Replacement	ENERGY STAR Air Conditioning	2015	6.348%	2034	25.39%	2034	25.39%
94	WS	Residential	All	Heat Pump	HVAC	Heat Pump Replacement	ENERGY STAR Air Conditioning	2015	6.123%	2034	24.49%	2034	24.49%
95	WS	Residential	All	Heat Pump	HVAC	Heat Pump Replacement	*N/A	*N/A	*N/A	*N/A	*N/A	*N/A	*N/A
96	WS	Residential	All	Heat Pump	HVAC	Heat Pump Replacement	*N/A	*N/A	*N/A	*N/A	*N/A	*N/A	*N/A
97	WS	Residential	All	Heat Pump	HVAC	Heat Pump Replacement	*N/A	*N/A	*N/A	*N/A	*N/A	*N/A	*N/A
98	WS	Residential	All	AC	HVAC	Mini-Split AC	ENERGY STAR Air Conditioning	2016	13.308%	2034	28.00%	2034	28.00%
99	WS	Residential	All	AC	HVAC	Mini-Split AC	ENERGY STAR Air Conditioning	2016	12.176%	2034	25.61%	2034	25.61%
100	WS	Residential	All	Heat Pump	HVAC	Mini-Split Heat Pump	ENERGY STAR Air Conditioning	2015	7.560%	2034	30.24%	2034	30.24%
101	WS	Residential	All	Heat Pump	HVAC	Mini-Split Heat Pump	ENERGY STAR Air Conditioning	2015	7.131%	2034	28.52%	2034	28.52%
102	WS	Residential	All	AC	HVAC	Mini-Split AC	ENERGY STAR Air Conditioning	2015	6.726%	2015	6.73%	2015	6.73%
103	WS	Residential	All	AC	HVAC	Mini-Split AC	ENERGY STAR Air Conditioning	2015	6.251%	2015	6.25%	2015	6.25%
104	WS	Residential	All	Heat Pump	HVAC	Mini-Split Heat Pump	*N/A	*N/A	*N/A	*N/A	*N/A	*N/A	*N/A
105	WS	Residential	All	Heat Pump	HVAC	Mini-Split Heat Pump	*N/A	*N/A	*N/A	*N/A	*N/A	*N/A	*N/A
106	WS	Residential	SingleFamily&Duplex	Heat Pump	HVAC	Ground Source Heatpump	*N/A	*N/A	*N/A	*N/A	*N/A	*N/A	*N/A
107	WS	Residential	SingleFamily&Duplex	Heat Pump	HVAC	Ground Source Heatpump	ENERGY STAR Air Conditioning	2015	6.543%	2034	26.17%	2034	26.17%
108	WS	Residential	All	AC	HVAC	Central AC Tune-up	ENERGY STAR Air Conditioning	2015	7.052%	2034	28.21%	2034	28.21%
109	WS	Residential	All	Heat Pump	HVAC	Heat Pump Tune-up	ENERGY STAR Air Conditioning	2015	7.514%	2034	30.06%	2034	30.06%
110	NWS	Residential	All	All	Appliances	Refrigerator/Freezer Recycling	Appliance Recycling	2015	2.000%	2017	6.00%	2034	3.00%
111	NWS	Residential	All	Gas Heat (No AC)	HVAC	Room Air Conditioner Recycling	Appliance Recycling	2015	2.000%	2017	6.00%	2034	3.00%
112	NWS	Residential	Multifamily	All	Other	Home Energy Audit	*N/A	*N/A	*N/A	*N/A	*N/A	*N/A	*N/A
113	NWS	Residential	Multifamily	All	Lighting	Residential Lighting Efficiency	Multifamily	2015	22.500%	2016	40.00%	2034	1.60%
114	NWS	Residential	Multifamily	Electric WH	Hot Water	Faucet Aerators	Multifamily	2015	22.500%	2016	40.00%	2034	1.60%
115	NWS	Residential	Multifamily	Electric WH	Hot Water	Low Flow Showerheads	Multifamily	2015	22.500%	2016	40.00%	2034	1.60%
116	NWS	Residential	Multifamily	Common Area	Lighting	Hallway Lighting Efficiency	*N/A	*N/A	*N/A	*N/A	*N/A	*N/A	*N/A
117	NWS	Residential	Multifamily	Common Area	Lighting	Exterior Lighting Efficiency	Multifamily	2015	22.500%	2016	40.00%	2034	1.60%
118	WS	Residential	SingleFamily&Duplex	All	Lighting	New home - lighting	Efficient New Homes	2015	2.750%	2017	13.20%	2020	13.20%
119	WS	Residential	SingleFamily&Duplex	All	Other	New home - nonlighting	Efficient New Homes	2015	2.750%	2015	2.75%	2015	2.75%
120	WS	Residential	SingleFamily&Duplex	All	Other	New home - nonlighting	Efficient New Homes	2016	5.500%	2017	13.20%	2034	13.20%

*N/A: Measure did not pass measure level screening and therefore was not included in a program.

MEASURE DESCRIPTION							PROGRAM	PARTICIPATION REFERENCE CASE					
Measure ID	Weather Sensitive	Sector	Sub-Sector	Building Type	End Use	Measure Name	Program	First Year of Participation (So Year)	First Year Annual Participation Rate (So)	Year of Maximum Annual Participation (Smax Year)	Maximum Annual Participation Rate (Smax)	Final Year of Participation (Fo Year)	Final Year Annual Participation Rate (Fo)
121	WS	Residential	SingleFamily&Duplex	All	Other	New home - furnace	Efficient New Homes	2015	2.750%	2017	13.20%	2034	13.20%
122	WS	Residential	All	All	Other	Benchmarking	Home Energy Use Benchmarking	2015	2.500%	2016	5.00%	2034	5.00%
123	WS	Residential	All	AC	Other	Direct Load Control Switch	Direct Load Control	2015	2.620%	2017	7.86%	2034	7.86%
124	WS	Residential	All	Heat Pump	Other	Direct Load Control Switch	Direct Load Control	2015	2.620%	2017	7.86%	2034	7.86%
125	WS	Residential	All	AC	Other	Direct Load Control Thermostat	*N/A	*N/A	*N/A	*N/A	*N/A	*N/A	*N/A
126	WS	Residential	All	Heat Pump	Other	Direct Load Control Thermostat	*N/A	*N/A	*N/A	*N/A	*N/A	*N/A	*N/A
127	WS	Residential	All	AC	Other	Non-Enabled Dynamic Pricing (Res)	Dynamic Pricing	2015	0.500%	2018	2.00%	2034	2.00%
128	WS	Residential	All	All	Other	Low-Income Weatherization Package	Low-Income Weatherization	2015	0.200%	2015	0.20%	2034	0.20%

*N/A: Measure did not pass measure level screening and therefore was not included in a program.

MEASURE DESCRIPTION								
Measure ID	Weather Sensitive	Sector	Sub-Sector	Building Type	End Use	Measure Name	Efficient Measure Definition	Base Measure Definition
1	WS	Commercial	Small Commercial	All	HVAC	Unitary and Split System AC/HP Equipment	CEE Tier 2 Unitary ASHP - 5 Ton Unit - EER 12.5; SEER 15	ASHRAE90.1-2010 Standard Unitary ASHP - 5 Ton Unit - EER 11.8; SEER 14
2	WS	Commercial	Small Commercial	All	HVAC	Unitary and Split System AC/HP Equipment	CEE Tier 2 Unitary ASHP - 10 Ton Unit - EER 12.2; IEER 13	ASHRAE90.1-2010 Standard Unitary ASHP - 10 Ton Unit - EER 11.2; IEER 11.4
3	WS	Commercial	Small Commercial	All	HVAC	Unitary and Split System AC/HP Equipment	CEE Tier 2+ Unitary ASHP - 5 Ton Unit - EER 12.5; SEER 16	ASHRAE90.1-2010 Standard Unitary ASHP - 5 Ton Unit - EER 11.8; SEER 14
4	WS	Commercial	Small Commercial	All	HVAC	Unitary and Split System AC/HP Equipment	CEE Tier 2+ Unitary ASHP - 10 Ton Unit - EER 12.2; IEER 15	ASHRAE90.1-2010 Standard Unitary ASHP - 10 Ton Unit - EER 11.2; IEER 11.4
5	WS	Commercial	Small Commercial	All	HVAC	Unitary and Split System AC/HP Equipment	CEE Tier 2 Unitary AC - 5 Ton Unit - EER 12.5; SEER 15	ASHRAE90.1-2010 Standard Unitary AC - 5 Ton Unit - EER 11.8; IEER 14
6	WS	Commercial	Small Commercial	All	HVAC	Unitary and Split System AC/HP Equipment	CEE Tier 2 Unitary AC - 10 Ton Unit - EER 12.2; IEER 13	ASHRAE90.1-2010 Standard Unitary AC - 10 Ton Unit - EER 11.2; IEER 11.4
7	WS	Commercial	Small Commercial	All	HVAC	Unitary and Split System AC/HP Equipment	CEE Tier 2 Unitary AC - 12 Ton Unit - EER 12.2; IEER 12.5	ASHRAE90.1-2010 Standard Unitary AC - 12 Ton Unit - EER 11; IEER 11.2
8	WS	Commercial	Small Commercial	All	HVAC	Unitary and Split System AC/HP Equipment	CEE Tier 2 Unitary AC - 20 Ton Unit - EER 10.8; IEER 12.3	ASHRAE90.1-2010 Standard Unitary AC - 20 Ton Unit - EER 10; IEER 10.1
9	WS	Commercial	Small Commercial	All	HVAC	Unitary and Split System AC/HP Equipment	CEE Tier 2+ Unitary AC - 5 Ton Unit - EER 12.5; SEER 16	ASHRAE90.1-2010 Standard Unitary AC - 5 Ton Unit - EER 11.8; IEER 14
10	WS	Commercial	Small Commercial	All	HVAC	Unitary and Split System AC/HP Equipment	CEE Tier 2+ Unitary AC - 10 Ton Unit - EER 12.2; IEER 15	ASHRAE90.1-2010 Standard Unitary AC - 10 Ton Unit - EER 11.2; IEER 11.4
11	WS	Commercial	Small Commercial	All	HVAC	Unitary and Split System AC/HP Equipment	CEE Tier 2+ Unitary AC - 12 Ton Unit - EER 12.2; IEER 14	ASHRAE90.1-2010 Standard Unitary AC - 12 Ton Unit - EER 11; IEER 11.2
12	WS	Commercial	Small Commercial	All	HVAC	Unitary and Split System AC/HP Equipment	CEE Tier 2+ Unitary AC - 20 Ton Unit - EER 10.8; IEER 13	ASHRAE90.1-2010 Standard Unitary AC - 20 Ton Unit - EER 10; IEER 10.1
13	WS	Commercial	Large Commercial	K12 Education	HVAC	Unitary and Split System AC/HP Equipment	CEE Tier 2 Unitary AC - 20 Ton Unit - EER 10.8; IEER 12.3	ASHRAE90.1-2010 Standard Unitary AC - 20 Ton Unit - EER 10; IEER 10.1
14	WS	Commercial	Large Commercial	Education with Summer Sessions	HVAC	Unitary and Split System AC/HP Equipment	CEE Tier 2 Unitary AC - 20 Ton Unit - EER 10.8; IEER 12.3	ASHRAE90.1-2010 Standard Unitary AC - 20 Ton Unit - EER 10; IEER 10.1
15	WS	Commercial	Large Commercial	Lodging	HVAC	Unitary and Split System AC/HP Equipment	CEE Tier 2 Unitary AC - 20 Ton Unit - EER 10.8; IEER 12.3	ASHRAE90.1-2010 Standard Unitary AC - 20 Ton Unit - EER 10; IEER 10.1
16	WS	Commercial	Large Commercial	General Large Commercial	HVAC	Unitary and Split System AC/HP Equipment	CEE Tier 2 Unitary AC - 20 Ton Unit - EER 10.8; IEER 12.3	ASHRAE90.1-2010 Standard Unitary AC - 20 Ton Unit - EER 10; IEER 10.1
17	WS	Commercial	Large Commercial	K12 Education	HVAC	Unitary and Split System AC/HP Equipment	CEE Tier 2+ Unitary AC - 20 Ton Unit - EER 10.8; IEER 13	ASHRAE90.1-2010 Standard Unitary AC - 20 Ton Unit - EER 10; IEER 10.1
18	WS	Commercial	Large Commercial	Education with Summer Sessions	HVAC	Unitary and Split System AC/HP Equipment	CEE Tier 2+ Unitary AC - 20 Ton Unit - EER 10.8; IEER 13	ASHRAE90.1-2010 Standard Unitary AC - 20 Ton Unit - EER 10; IEER 10.1
19	WS	Commercial	Large Commercial	Lodging	HVAC	Unitary and Split System AC/HP Equipment	CEE Tier 2+ Unitary AC - 20 Ton Unit - EER 10.8; IEER 13	ASHRAE90.1-2010 Standard Unitary AC - 20 Ton Unit - EER 10; IEER 10.1
20	WS	Commercial	Large Commercial	General Large Commercial	HVAC	Unitary and Split System AC/HP Equipment	CEE Tier 2+ Unitary AC - 20 Ton Unit - EER 10.8; IEER 13	ASHRAE90.1-2010 Standard Unitary AC - 20 Ton Unit - EER 10; IEER 10.1
21	WS	Commercial	Large Commercial	K12 Education	HVAC	Unitary and Split System AC/HP Equipment	CEE Tier 2 Unitary AC - 75 Ton Unit - EER 10.4; IEER 11.6	ASHRAE90.1-2010 Standard Unitary AC - 75 Ton Unit - EER 9.7; IEER 9.8
22	WS	Commercial	Large Commercial	Education with Summer Sessions	HVAC	Unitary and Split System AC/HP Equipment	CEE Tier 2 Unitary AC - 75 Ton Unit - EER 10.4; IEER 11.6	ASHRAE90.1-2010 Standard Unitary AC - 75 Ton Unit - EER 9.7; IEER 9.8
23	WS	Commercial	Large Commercial	Lodging	HVAC	Unitary and Split System AC/HP Equipment	CEE Tier 2 Unitary AC - 75 Ton Unit - EER 10.4; IEER 11.6	ASHRAE90.1-2010 Standard Unitary AC - 75 Ton Unit - EER 9.7; IEER 9.8
24	WS	Commercial	Large Commercial	General Large Commercial	HVAC	Unitary and Split System AC/HP Equipment	CEE Tier 2 Unitary AC - 75 Ton Unit - EER 10.4; IEER 11.6	ASHRAE90.1-2010 Standard Unitary AC - 75 Ton Unit - EER 9.7; IEER 9.8
25	WS	Commercial	Small Commercial	All	HVAC	Unitary and Split System AC/HP Equipment	CEE Tier 2+ Unitary ASHP - 5 Ton Unit - EER 12.5; SEER 16	ASHRAE90.1-2013 Standard Unitary ASHP - 5 Ton Unit - EER 11.8; SEER 14
26	WS	Commercial	Small Commercial	All	HVAC	Unitary and Split System AC/HP Equipment	CEE Tier 2+ Unitary ASHP - 10 Ton Unit - EER 12.2; IEER 15	ASHRAE90.1-2013 Standard Unitary ASHP - 10 Ton Unit - EER 11.2; IEER 12.9
27	WS	Commercial	Small Commercial	All	HVAC	Unitary and Split System AC/HP Equipment	CEE Tier 2+ Unitary AC - 5 Ton Unit - EER 12.5; SEER 16	ASHRAE90.1-2013 Standard Unitary AC - 5 Ton Unit - EER 11.8; SEER 14
28	WS	Commercial	Small Commercial	All	HVAC	Unitary and Split System AC/HP Equipment	CEE Tier 2+ Unitary AC - 10 Ton Unit - EER 12.2; IEER 15	ASHRAE90.1-2013 Standard Unitary AC - 10 Ton Unit - EER 11.2; IEER 12.9
29	WS	Commercial	Small Commercial	All	HVAC	Unitary and Split System AC/HP Equipment	CEE Tier 2+ Unitary AC - 12 Ton Unit - EER 12.2; IEER 14	ASHRAE90.1-2013 Standard Unitary AC - 12 Ton Unit - EER 11; IEER 12.4
30	WS	Commercial	Small Commercial	All	HVAC	Unitary and Split System AC/HP Equipment	CEE Tier 2+ Unitary AC - 20 Ton Unit - EER 10.8; IEER 13	ASHRAE90.1-2013 Standard Unitary AC - 20 Ton Unit - EER 10; IEER 11.6
31	WS	Commercial	Large Commercial	K12 Education	HVAC	Unitary and Split System AC/HP Equipment	CEE Tier 2+ Unitary AC - 20 Ton Unit - EER 10.8; IEER 13	ASHRAE90.1-2013 Standard Unitary AC - 20 Ton Unit - EER 10; IEER 11.6
32	WS	Commercial	Large Commercial	Education with Summer Sessions	HVAC	Unitary and Split System AC/HP Equipment	CEE Tier 2+ Unitary AC - 20 Ton Unit - EER 10.8; IEER 13	ASHRAE90.1-2013 Standard Unitary AC - 20 Ton Unit - EER 10; IEER 11.6
33	WS	Commercial	Large Commercial	Lodging	HVAC	Unitary and Split System AC/HP Equipment	CEE Tier 2+ Unitary AC - 20 Ton Unit - EER 10.8; IEER 13	ASHRAE90.1-2013 Standard Unitary AC - 20 Ton Unit - EER 10; IEER 11.6
34	WS	Commercial	Large Commercial	General Large Commercial	HVAC	Unitary and Split System AC/HP Equipment	CEE Tier 2+ Unitary AC - 20 Ton Unit - EER 10.8; IEER 13	ASHRAE90.1-2013 Standard Unitary AC - 20 Ton Unit - EER 10; IEER 11.6
35	WS	Commercial	Large Commercial	K12 Education	HVAC	Unitary and Split System AC/HP Equipment	CEE Tier 2 Unitary AC - 75 Ton Unit - EER 10.4; IEER 11.6	ASHRAE90.1-2013 Standard Unitary AC - 75 Ton Unit - EER 9.7; IEER 11
36	WS	Commercial	Large Commercial	Education with Summer Sessions	HVAC	Unitary and Split System AC/HP Equipment	CEE Tier 2 Unitary AC - 75 Ton Unit - EER 10.4; IEER 11.6	ASHRAE90.1-2013 Standard Unitary AC - 75 Ton Unit - EER 9.7; IEER 11
37	WS	Commercial	Large Commercial	Lodging	HVAC	Unitary and Split System AC/HP Equipment	CEE Tier 2 Unitary AC - 75 Ton Unit - EER 10.4; IEER 11.6	ASHRAE90.1-2013 Standard Unitary AC - 75 Ton Unit - EER 9.7; IEER 11
38	WS	Commercial	Large Commercial	General Large Commercial	HVAC	Unitary and Split System AC/HP Equipment	CEE Tier 2 Unitary AC - 75 Ton Unit - EER 10.4; IEER 11.6	ASHRAE90.1-2013 Standard Unitary AC - 75 Ton Unit - EER 9.7; IEER 11
39	WS	Commercial	Small Commercial	Lodging	HVAC	PTAC	Efficient PTAC - 1 Ton Unit - EER 10.7	ASHRAE90.1-2013 Standard PTAC - 1 Ton Unit - EER 10.4
40	NWS	Commercial	Small Commercial	Lodging	HVAC	Occupancy-Based PTAC/PTHP Controls	PTAC/PTHP with Occupancy Controls	PTAC/PTHP without Occupancy Controls
41	WS	Commercial	Large Commercial	K12 Education	HVAC	Air or Water Cooled Chilling Equipment (Chillers)	Air-Cooled Chiller - 100 tons - 10.6 EER & 15.1 IEER	Air-Cooled Chiller - 100 tons - ASHRAE 90.1-2013 Path A: 10.10 EER & 13.7 IEER
42	WS	Commercial	Large Commercial	Education with Summer Sessions	HVAC	Air or Water Cooled Chilling Equipment (Chillers)	Air-Cooled Chiller - 100 tons - 10.6 EER & 15.1 IEER	Air-Cooled Chiller - 100 tons - ASHRAE 90.1-2013 Path A: 10.10 EER & 13.7 IEER
43	WS	Commercial	Large Commercial	Lodging	HVAC	Air or Water Cooled Chilling Equipment (Chillers)	Air-Cooled Chiller - 100 tons - 10.6 EER & 15.1 IEER	Air-Cooled Chiller - 100 tons - ASHRAE 90.1-2013 Path A: 10.10 EER & 13.7 IEER
44	WS	Commercial	Large Commercial	General Large Commercial	HVAC	Air or Water Cooled Chilling Equipment (Chillers)	Air-Cooled Chiller - 100 tons - 10.6 EER & 15.1 IEER	Air-Cooled Chiller - 100 tons - ASHRAE 90.1-2013 Path A: 10.10 EER & 13.7 IEER
45	WS	Commercial	Large Commercial	K12 Education	HVAC	Air or Water Cooled Chilling Equipment (Chillers)	Air-Cooled Chiller - 100 tons - 10.2 EER & 17.4 IEER	Air-Cooled Chiller - 100 tons - ASHRAE 90.1-2013 Path A: 10.10 EER & 13.7 IEER
46	WS	Commercial	Large Commercial	Education with Summer Sessions	HVAC	Air or Water Cooled Chilling Equipment (Chillers)	Air-Cooled Chiller - 100 tons - 10.2 EER & 17.4 IEER	Air-Cooled Chiller - 100 tons - ASHRAE 90.1-2013 Path A: 10.10 EER & 13.7 IEER
47	WS	Commercial	Large Commercial	Lodging	HVAC	Air or Water Cooled Chilling Equipment (Chillers)	Air-Cooled Chiller - 100 tons - 10.2 EER & 17.4 IEER	Air-Cooled Chiller - 100 tons - ASHRAE 90.1-2013 Path A: 10.10 EER & 13.7 IEER
48	WS	Commercial	Large Commercial	General Large Commercial	HVAC	Air or Water Cooled Chilling Equipment (Chillers)	Air-Cooled Chiller - 100 tons - 10.2 EER & 17.4 IEER	Air-Cooled Chiller - 100 tons - ASHRAE 90.1-2013 Path A: 10.10 EER & 13.7 IEER
49	WS	Commercial	Large Commercial	Hospital	HVAC	Air or Water Cooled Chilling Equipment (Chillers)	Water-Cooled Non-Centrifugal Chiller - 200 tons - 0.63 kW/ton full load & 0.49 kW/ton IPLV	Water-Cooled Non-Centrifugal Chiller - 200 tons - ASHRAE 90.1-2013 Path A: 0.66kW/ton full load & 0.54kW/ton IPLV
50	WS	Commercial	Large Commercial	K12 Education	HVAC	Air or Water Cooled Chilling Equipment (Chillers)	Water-Cooled Non-Centrifugal Chiller - 200 tons - 0.63 kW/ton full load & 0.49 kW/ton IPLV	Water-Cooled Non-Centrifugal Chiller - 200 tons - ASHRAE 90.1-2013 Path A: 0.66kW/ton full load & 0.54kW/ton IPLV
51	WS	Commercial	Large Commercial	Education with Summer Sessions	HVAC	Air or Water Cooled Chilling Equipment (Chillers)	Water-Cooled Non-Centrifugal Chiller - 200 tons - 0.63 kW/ton full load & 0.49 kW/ton IPLV	Water-Cooled Non-Centrifugal Chiller - 200 tons - ASHRAE 90.1-2013 Path A: 0.66kW/ton full load & 0.54kW/ton IPLV
52	WS	Commercial	Large Commercial	Lodging	HVAC	Air or Water Cooled Chilling Equipment (Chillers)	Water-Cooled Non-Centrifugal Chiller - 200 tons - 0.63 kW/ton full load & 0.49 kW/ton IPLV	Water-Cooled Non-Centrifugal Chiller - 200 tons - ASHRAE 90.1-2013 Path A: 0.66kW/ton full load & 0.54kW/ton IPLV
53	WS	Commercial	Large Commercial	General Large Commercial	HVAC	Air or Water Cooled Chilling Equipment (Chillers)	Water-Cooled Non-Centrifugal Chiller - 200 tons - 0.63 kW/ton full load & 0.49 kW/ton IPLV	Water-Cooled Non-Centrifugal Chiller - 200 tons - ASHRAE 90.1-2013 Path A: 0.66kW/ton full load & 0.54kW/ton IPLV
54	WS	Commercial	Large Commercial	Hospital	HVAC	Air or Water Cooled Chilling Equipment (Chillers)	Water-Cooled Non-Centrifugal Chiller - 200 tons - 0.65 kW/ton full load & 0.4 kW/ton IPLV	Water-Cooled Non-Centrifugal Chiller - 200 tons - ASHRAE 90.1-2013 Path A: 0.66kW/ton full load & 0.54kW/ton IPLV
55	WS	Commercial	Large Commercial	K12 Education	HVAC	Air or Water Cooled Chilling Equipment (Chillers)	Water-Cooled Non-Centrifugal Chiller - 200 tons - 0.65 kW/ton full load & 0.4 kW/ton IPLV	Water-Cooled Non-Centrifugal Chiller - 200 tons - ASHRAE 90.1-2013 Path A: 0.66kW/ton full load & 0.54kW/ton IPLV
56	WS	Commercial	Large Commercial	Education with Summer Sessions	HVAC	Air or Water Cooled Chilling Equipment (Chillers)	Water-Cooled Non-Centrifugal Chiller - 200 tons - 0.65 kW/ton full load & 0.4 kW/ton IPLV	Water-Cooled Non-Centrifugal Chiller - 200 tons - ASHRAE 90.1-2013 Path A: 0.66kW/ton full load & 0.54kW/ton IPLV
57	WS	Commercial	Large Commercial	Lodging	HVAC	Air or Water Cooled Chilling Equipment (Chillers)	Water-Cooled Non-Centrifugal Chiller - 200 tons - 0.65 kW/ton full load & 0.4 kW/ton IPLV	Water-Cooled Non-Centrifugal Chiller - 200 tons - ASHRAE 90.1-2013 Path A: 0.66kW/ton full load & 0.54kW/ton IPLV
58	WS	Commercial	Large Commercial	General Large Commercial	HVAC	Air or Water Cooled Chilling Equipment (Chillers)	Water-Cooled Non-Centrifugal Chiller - 200 tons - 0.65 kW/ton full load & 0.4 kW/ton IPLV	Water-Cooled Non-Centrifugal Chiller - 200 tons - ASHRAE 90.1-2013 Path A: 0.66kW/ton full load & 0.54kW/ton IPLV
59	WS	Commercial	Large Commercial	Hospital	HVAC	Air or Water Cooled Chilling Equipment (Chillers)	Water-CooledCentrifugal Chiller - 500 tons - 0.53 kW/ton full load & 0.45 kW/ton IPLV	Water-Cooled Centrifugal Chiller - 500 tons - ASHRAE 90.1-2013 Path A: 0.56kW/ton full load & 0.5kW/ton IPLV
60	WS	Commercial	Large Commercial	Education with Summer Sessions	HVAC	Air or Water Cooled Chilling Equipment (Chillers)	Water-Cooled Centrifugal Chiller - 500 tons - 0.53 kW/ton full load & 0.45 kW/ton IPLV	Water-Cooled Centrifugal Chiller - 500 tons - ASHRAE 90.1-2013 Path A: 0.56kW/ton full load & 0.5kW/ton IPLV

MEASURE DESCRIPTION								
Measure ID	Weather Sensitive	Sector	Sub-Sector	Building Type	End Use	Measure Name	Efficient Measure Definition	Base Measure Definition
61	WS	Commercial	Large Commercial	Lodging	HVAC	Air or Water Cooled Chilling Equipment (Chillers)	Water-Cooled Centrifugal Chiller - 500 tons - 0.53 kW/ton full load & 0.45 kW/ton IPLV	Water-Cooled Centrifugal Chiller - 500 tons - ASHRAE 90.1-2013 Path A: 0.56kW/ton full load & 0.5kW/ton IPLV
62	WS	Commercial	Large Commercial	General Large Commercial	HVAC	Air or Water Cooled Chilling Equipment (Chillers)	Water-Cooled Centrifugal Chiller - 500 tons - 0.53 kW/ton full load & 0.45 kW/ton IPLV	Water-Cooled Centrifugal Chiller - 500 tons - ASHRAE 90.1-2013 Path A: 0.56kW/ton full load & 0.5kW/ton IPLV
63	WS	Commercial	Large Commercial	Hospital	HVAC	Air or Water Cooled Chilling Equipment (Chillers)	Water-Cooled Centrifugal Chiller - 500 tons - 0.55 kW/ton full load & 0.34 kW/ton IPLV	Water-Cooled Centrifugal Chiller - 500 tons - ASHRAE 90.1-2013 Path A: 0.56kW/ton full load & 0.5kW/ton IPLV
64	WS	Commercial	Large Commercial	Education with Summer Sessions	HVAC	Air or Water Cooled Chilling Equipment (Chillers)	Water-Cooled Centrifugal Chiller - 500 tons - 0.55 kW/ton full load & 0.34 kW/ton IPLV	Water-Cooled Centrifugal Chiller - 500 tons - ASHRAE 90.1-2013 Path A: 0.56kW/ton full load & 0.5kW/ton IPLV
65	WS	Commercial	Large Commercial	Lodging	HVAC	Air or Water Cooled Chilling Equipment (Chillers)	Water-Cooled Centrifugal Chiller - 500 tons - 0.55 kW/ton full load & 0.34 kW/ton IPLV	Water-Cooled Centrifugal Chiller - 500 tons - ASHRAE 90.1-2013 Path A: 0.56kW/ton full load & 0.5kW/ton IPLV
66	WS	Commercial	Large Commercial	General Large Commercial	HVAC	Air or Water Cooled Chilling Equipment (Chillers)	Water-Cooled Centrifugal Chiller - 500 tons - 0.55 kW/ton full load & 0.34 kW/ton IPLV	Water-Cooled Centrifugal Chiller - 500 tons - ASHRAE 90.1-2013 Path A: 0.56kW/ton full load & 0.5kW/ton IPLV
67	NWS	Commercial	Large Commercial	Hospital	HVAC	Variable Speed Drives for HVAC	Supply & Return Fans with VFD	Supply & Return Fans without VFD
68	NWS	Commercial	Large Commercial	Hospital	HVAC	Variable Speed Drives for HVAC	Chilled Water Pumps with VFD	Chilled Water Pumps without VFD
69	NWS	Commercial	Large Commercial	Hospital	HVAC	Variable Speed Drives for HVAC	Heating Pumps with VFD	Heating Pumps without VFD
70	NWS	Commercial	Large Commercial	Hospital	HVAC	Variable Speed Drives for HVAC	Cooling Tower Fan with VFD	Cooling Tower Fan without VFD
71	NWS	Commercial	Large Commercial	K12 Education	HVAC	Variable Speed Drives for HVAC	Supply & Return Fans with VFD	Supply & Return Fans without VFD
72	NWS	Commercial	Large Commercial	K12 Education	HVAC	Variable Speed Drives for HVAC	Chilled Water Pumps with VFD	Chilled Water Pumps without VFD
73	NWS	Commercial	Large Commercial	K12 Education	HVAC	Variable Speed Drives for HVAC	Heating Pumps with VFD	Heating Pumps without VFD
74	NWS	Commercial	Large Commercial	K12 Education	HVAC	Variable Speed Drives for HVAC	Cooling Tower Fan with VFD	Cooling Tower Fan without VFD
75	NWS	Commercial	Large Commercial	Education with Summer Sessions	HVAC	Variable Speed Drives for HVAC	Supply & Return Fans with VFD	Supply & Return Fans without VFD
76	NWS	Commercial	Large Commercial	Education with Summer Sessions	HVAC	Variable Speed Drives for HVAC	Chilled Water Pumps with VFD	Chilled Water Pumps without VFD
77	NWS	Commercial	Large Commercial	Education with Summer Sessions	HVAC	Variable Speed Drives for HVAC	Heating Pumps with VFD	Heating Pumps without VFD
78	NWS	Commercial	Large Commercial	Education with Summer Sessions	HVAC	Variable Speed Drives for HVAC	Cooling Tower Fan with VFD	Cooling Tower Fan without VFD
79	NWS	Commercial	Large Commercial	Lodging	HVAC	Variable Speed Drives for HVAC	Supply & Return Fans with VFD	Supply & Return Fans without VFD
80	NWS	Commercial	Large Commercial	Lodging	HVAC	Variable Speed Drives for HVAC	Chilled Water Pumps with VFD	Chilled Water Pumps without VFD
81	NWS	Commercial	Large Commercial	Lodging	HVAC	Variable Speed Drives for HVAC	Heating Pumps with VFD	Heating Pumps without VFD
82	NWS	Commercial	Large Commercial	Lodging	HVAC	Variable Speed Drives for HVAC	Cooling Tower Fan with VFD	Cooling Tower Fan without VFD
83	NWS	Commercial	Large Commercial	General Large Commercial	HVAC	Variable Speed Drives for HVAC	Supply & Return Fans with VFD	Supply & Return Fans without VFD
84	NWS	Commercial	Large Commercial	General Large Commercial	HVAC	Variable Speed Drives for HVAC	Chilled Water Pumps with VFD	Chilled Water Pumps without VFD
85	NWS	Commercial	Large Commercial	General Large Commercial	HVAC	Variable Speed Drives for HVAC	Heating Pumps with VFD	Heating Pumps without VFD
86	NWS	Commercial	Large Commercial	General Large Commercial	HVAC	Variable Speed Drives for HVAC	Cooling Tower Fan with VFD	Cooling Tower Fan without VFD
87	NWS	Commercial	Small Commercial	All	HVAC	Dual Enthalpy Economizer	Differential Enthalpy Economizer	Fixed Enthalpy Economizer
88	NWS	Commercial	Large Commercial	All	HVAC	Dual Enthalpy Economizer	Differential Enthalpy Economizer	Fixed Enthalpy Economizer
89	NWS	Commercial	Small Commercial	All	HVAC	Demand Controlled Ventilation	Demand Controlled Ventilation	Standard Ventilation Rates
90	NWS	Commercial	Large Commercial	All	HVAC	Demand Controlled Ventilation	Demand Controlled Ventilation	Standard Ventilation Rates
91	WS	Commercial	Small Commercial	All	HVAC	Ground Source Heatpump	GSHP - 16 EER	Standard Unitary ASHP - 10 Ton Unit - 11.2 EER
92	WS	Commercial	Small Commercial	All	HVAC	AC Tune-Up	Tuned-up Unitary AC	Unservicad Unitary AC
93	NWS	Commercial	Small Commercial	All	HVAC	Electronically Commutated Motors for Refrigeration and HVAC Applications	ECM HVAC Fan Motor less than 1HP	Shaded Pole HVAC Fan Motor less than 1HP
94	NWS	Commercial	All	Hospital	Lighting	High Performance T8/T5 with Low-BF Ballast	1-Lamp 32W HPT8/T5 with Low-BF Ballast	1-Lamp 34w T12 and 32w T8 w/ Elec. ballast
95	NWS	Commercial	All	Hospital	Lighting	High Performance T8/T5 with Low-BF Ballast	2-Lamp 32W HPT8/T5 with Low-BF Ballast	2-Lamp 34w T12 and 32w T8 w/ Elec. Ballast
96	NWS	Commercial	All	Hospital	Lighting	High Performance T8/T5 with Low-BF Ballast	3-Lamp 32W HPT8/T5 with Low-BF Ballast	3-Lamp 34w T12 and 32w T8 w/ Elec. Ballast
97	NWS	Commercial	All	Hospital	Lighting	High Performance T8/T5 with Low-BF Ballast	4-Lamp 32W HPT8/T5 with Low-BF Ballast	4-Lamp 34w T12 and 32w T8 w/ Elec. Ballast
98	NWS	Commercial	All	K12 Education	Lighting	High Performance T8/T5 with Low-BF Ballast	1-Lamp 32W HPT8/T5 with Low-BF Ballast	1-Lamp 34w T12 and 32w T8 w/ Elec. ballast
99	NWS	Commercial	All	K12 Education	Lighting	High Performance T8/T5 with Low-BF Ballast	2-Lamp 32W HPT8/T5 with Low-BF Ballast	2-Lamp 34w T12 and 32w T8 w/ Elec. Ballast
100	NWS	Commercial	All	K12 Education	Lighting	High Performance T8/T5 with Low-BF Ballast	3-Lamp 32W HPT8/T5 with Low-BF Ballast	3-Lamp 34w T12 and 32w T8 w/ Elec. Ballast
101	NWS	Commercial	All	K12 Education	Lighting	High Performance T8/T5 with Low-BF Ballast	4-Lamp 32W HPT8/T5 with Low-BF Ballast	4-Lamp 34w T12 and 32w T8 w/ Elec. Ballast
102	NWS	Commercial	All	Education with Summer Sessions	Lighting	High Performance T8/T5 with Low-BF Ballast	1-Lamp 32W HPT8/T5 with Low-BF Ballast	1-Lamp 34w T12 and 32w T8 w/ Elec. ballast
103	NWS	Commercial	All	Education with Summer Sessions	Lighting	High Performance T8/T5 with Low-BF Ballast	2-Lamp 32W HPT8/T5 with Low-BF Ballast	2-Lamp 34w T12 and 32w T8 w/ Elec. Ballast
104	NWS	Commercial	All	Education with Summer Sessions	Lighting	High Performance T8/T5 with Low-BF Ballast	3-Lamp 32W HPT8/T5 with Low-BF Ballast	3-Lamp 34w T12 and 32w T8 w/ Elec. Ballast
105	NWS	Commercial	All	Education with Summer Sessions	Lighting	High Performance T8/T5 with Low-BF Ballast	4-Lamp 32W HPT8/T5 with Low-BF Ballast	4-Lamp 34w T12 and 32w T8 w/ Elec. Ballast
106	NWS	Commercial	All	Lodging	Lighting	High Performance T8/T5 with Low-BF Ballast	1-Lamp 32W HPT8/T5 with Low-BF Ballast	1-Lamp 34w T12 and 32w T8 w/ Elec. ballast
107	NWS	Commercial	All	Lodging	Lighting	High Performance T8/T5 with Low-BF Ballast	2-Lamp 32W HPT8/T5 with Low-BF Ballast	2-Lamp 34w T12 and 32w T8 w/ Elec. Ballast
108	NWS	Commercial	All	Lodging	Lighting	High Performance T8/T5 with Low-BF Ballast	3-Lamp 32W HPT8/T5 with Low-BF Ballast	3-Lamp 34w T12 and 32w T8 w/ Elec. Ballast
109	NWS	Commercial	All	Lodging	Lighting	High Performance T8/T5 with Low-BF Ballast	4-Lamp 32W HPT8/T5 with Low-BF Ballast	4-Lamp 34w T12 and 32w T8 w/ Elec. Ballast
110	NWS	Commercial	All	General Large Commercial	Lighting	High Performance T8/T5 with Low-BF Ballast	1-Lamp 32W HPT8/T5 with Low-BF Ballast	1-Lamp 34w T12 and 32w T8 w/ Elec. ballast
111	NWS	Commercial	All	General Large Commercial	Lighting	High Performance T8/T5 with Low-BF Ballast	2-Lamp 32W HPT8/T5 with Low-BF Ballast	2-Lamp 34w T12 and 32w T8 w/ Elec. Ballast
112	NWS	Commercial	All	General Large Commercial	Lighting	High Performance T8/T5 with Low-BF Ballast	3-Lamp 32W HPT8/T5 with Low-BF Ballast	3-Lamp 34w T12 and 32w T8 w/ Elec. Ballast
113	NWS	Commercial	All	General Large Commercial	Lighting	High Performance T8/T5 with Low-BF Ballast	4-Lamp 32W HPT8/T5 with Low-BF Ballast	4-Lamp 34w T12 and 32w T8 w/ Elec. Ballast
114	NWS	Commercial	All	General Small Commercial	Lighting	High Performance T8/T5 with Low-BF Ballast	1-Lamp 32W HPT8/T5 with Low-BF Ballast	1-Lamp 34w T12 and 32w T8 w/ Elec. ballast
115	NWS	Commercial	All	General Small Commercial	Lighting	High Performance T8/T5 with Low-BF Ballast	2-Lamp 32W HPT8/T5 with Low-BF Ballast	2-Lamp 34w T12 and 32w T8 w/ Elec. Ballast
116	NWS	Commercial	All	General Small Commercial	Lighting	High Performance T8/T5 with Low-BF Ballast	3-Lamp 32W HPT8/T5 with Low-BF Ballast	3-Lamp 34w T12 and 32w T8 w/ Elec. Ballast
117	NWS	Commercial	All	General Small Commercial	Lighting	High Performance T8/T5 with Low-BF Ballast	4-Lamp 32W HPT8/T5 with Low-BF Ballast	4-Lamp 34w T12 and 32w T8 w/ Elec. Ballast
118	NWS	Commercial	All	Hospital	Lighting	Reduced Wattage T8/T5 Lamps	RWT8 - F32/25W T8 Extra Lamp Life	F32 T8 standard lamp
119	NWS	Commercial	All	K12 Education	Lighting	Reduced Wattage T8/T5 Lamps	RWT8 - F32/25W T8 Extra Lamp Life	F32 T8 standard lamp
120	NWS	Commercial	All	Education with Summer Sessions	Lighting	Reduced Wattage T8/T5 Lamps	RWT8 - F32/25W T8 Extra Lamp Life	F32 T8 standard lamp

MEASURE DESCRIPTION								
Measure ID	Weather Sensitive	Sector	Sub-Sector	Building Type	End Use	Measure Name	Efficient Measure Definition	Base Measure Definition
121	NWS	Commercial	All	Lodging	Lighting	Reduced Wattage T8/T5 Lamps	RWT8 - F32/25W T8 Extra Lamp Life	F32 T8 standard lamp
122	NWS	Commercial	All	General Large Commercial	Lighting	Reduced Wattage T8/T5 Lamps	RWT8 - F32/25W T8 Extra Lamp Life	F32 T8 standard lamp
123	NWS	Commercial	All	General Small Commercial	Lighting	Reduced Wattage T8/T5 Lamps	RWT8 - F32/25W T8 Extra Lamp Life	F32 T8 standard lamp
124	NWS	Commercial	All	Hospital	Lighting	Reduced Wattage T8/T5 Lamps	RWT8 - F32/25W T8 Extra Lamp Life	F32 T8 standard lamp
125	NWS	Commercial	All	K12 Education	Lighting	Reduced Wattage T8/T5 Lamps	RWT8 - F32/25W T8 Extra Lamp Life	F32 T8 standard lamp
126	NWS	Commercial	All	Education with Summer Sessions	Lighting	Reduced Wattage T8/T5 Lamps	RWT8 - F32/25W T8 Extra Lamp Life	F32 T8 standard lamp
127	NWS	Commercial	All	Lodging	Lighting	Reduced Wattage T8/T5 Lamps	RWT8 - F32/25W T8 Extra Lamp Life	F32 T8 standard lamp
128	NWS	Commercial	All	General Large Commercial	Lighting	Reduced Wattage T8/T5 Lamps	RWT8 - F32/25W T8 Extra Lamp Life	F32 T8 standard lamp
129	NWS	Commercial	All	General Small Commercial	Lighting	Reduced Wattage T8/T5 Lamps	RWT8 - F32/25W T8 Extra Lamp Life	F32 T8 standard lamp
130	NWS	Commercial	All	Hospital	Lighting	Linear Florescent Fixture Upgrade	20 W Reduction - 4' T8 Lamp Removal with Reflector	4' Standard T8 / T12 Lamp with Electronic Ballast
131	NWS	Commercial	All	K12 Education	Lighting	Linear Florescent Fixture Upgrade	20 W Reduction - 4' T8 Lamp Removal with Reflector	4' Standard T8 / T12 Lamp with Electronic Ballast
132	NWS	Commercial	All	Education with Summer Sessions	Lighting	Linear Florescent Fixture Upgrade	20 W Reduction - 4' T8 Lamp Removal with Reflector	4' Standard T8 / T12 Lamp with Electronic Ballast
133	NWS	Commercial	All	Lodging	Lighting	Linear Florescent Fixture Upgrade	20 W Reduction - 4' T8 Lamp Removal with Reflector	4' Standard T8 / T12 Lamp with Electronic Ballast
134	NWS	Commercial	All	General Large Commercial	Lighting	Linear Florescent Fixture Upgrade	20 W Reduction - 4' T8 Lamp Removal with Reflector	4' Standard T8 / T12 Lamp with Electronic Ballast
135	NWS	Commercial	All	General Small Commercial	Lighting	Linear Florescent Fixture Upgrade	20 W Reduction - 4' T8 Lamp Removal with Reflector	4' Standard T8 / T12 Lamp with Electronic Ballast
136	NWS	Commercial	All	Hospital	Lighting	Linear Florescent Fixture Upgrade	40 W Reduction - 2"4' T8 Lamp Removal with Reflector	4' Standard T8 / T12 Lamp with Electronic Ballast
137	NWS	Commercial	All	K12 Education	Lighting	Linear Florescent Fixture Upgrade	40 W Reduction - 2"4' T8 Lamp Removal with Reflector	4' Standard T8 / T12 Lamp with Electronic Ballast
138	NWS	Commercial	All	Education with Summer Sessions	Lighting	Linear Florescent Fixture Upgrade	40 W Reduction - 2"4' T8 Lamp Removal with Reflector	4' Standard T8 / T12 Lamp with Electronic Ballast
139	NWS	Commercial	All	Lodging	Lighting	Linear Florescent Fixture Upgrade	40 W Reduction - 2"4' T8 Lamp Removal with Reflector	4' Standard T8 / T12 Lamp with Electronic Ballast
140	NWS	Commercial	All	General Large Commercial	Lighting	Linear Florescent Fixture Upgrade	40 W Reduction - 2"4' T8 Lamp Removal with Reflector	4' Standard T8 / T12 Lamp with Electronic Ballast
141	NWS	Commercial	All	General Small Commercial	Lighting	Linear Florescent Fixture Upgrade	40 W Reduction - 2"4' T8 Lamp Removal with Reflector	4' Standard T8 / T12 Lamp with Electronic Ballast
142	NWS	Commercial	All	Hospital	Lighting	Linear Florescent Fixture Upgrade	20 W Reduction - 2"4' LED Retrofit Kit	4' Standard T8 / T12 Lamp with Electronic Ballast
143	NWS	Commercial	All	K12 Education	Lighting	Linear Florescent Fixture Upgrade	20 W Reduction - 2"4' LED Retrofit Kit	4' Standard T8 / T12 Lamp with Electronic Ballast
144	NWS	Commercial	All	Education with Summer Sessions	Lighting	Linear Florescent Fixture Upgrade	20 W Reduction - 2"4' LED Retrofit Kit	4' Standard T8 / T12 Lamp with Electronic Ballast
145	NWS	Commercial	All	Lodging	Lighting	Linear Florescent Fixture Upgrade	20 W Reduction - 2"4' LED Retrofit Kit	4' Standard T8 / T12 Lamp with Electronic Ballast
146	NWS	Commercial	All	General Large Commercial	Lighting	Linear Florescent Fixture Upgrade	20 W Reduction - 2"4' LED Retrofit Kit	4' Standard T8 / T12 Lamp with Electronic Ballast
147	NWS	Commercial	All	General Small Commercial	Lighting	Linear Florescent Fixture Upgrade	20 W Reduction - 2"4' LED Retrofit Kit	4' Standard T8 / T12 Lamp with Electronic Ballast
148	NWS	Commercial	All	Hospital	Lighting	Linear Florescent Fixture Upgrade	40 W Reduction - 2"4' LED Retrofit Kit	4' Standard T8 / T12 Lamp with Electronic Ballast
149	NWS	Commercial	All	K12 Education	Lighting	Linear Florescent Fixture Upgrade	40 W Reduction - 2"4' LED Retrofit Kit	4' Standard T8 / T12 Lamp with Electronic Ballast
150	NWS	Commercial	All	Education with Summer Sessions	Lighting	Linear Florescent Fixture Upgrade	40 W Reduction - 2"4' LED Retrofit Kit	4' Standard T8 / T12 Lamp with Electronic Ballast
151	NWS	Commercial	All	Lodging	Lighting	Linear Florescent Fixture Upgrade	40 W Reduction - 2"4' LED Retrofit Kit	4' Standard T8 / T12 Lamp with Electronic Ballast
152	NWS	Commercial	All	General Large Commercial	Lighting	Linear Florescent Fixture Upgrade	40 W Reduction - 2"4' LED Retrofit Kit	4' Standard T8 / T12 Lamp with Electronic Ballast
153	NWS	Commercial	All	General Small Commercial	Lighting	Linear Florescent Fixture Upgrade	40 W Reduction - 2"4' LED Retrofit Kit	4' Standard T8 / T12 Lamp with Electronic Ballast
154	NWS	Commercial	All	Hospital	Lighting	Commercial Standard CFL	15 W CFL	43W EISA compliant lamp
155	NWS	Commercial	All	Hospital	Lighting	Commercial Standard CFL	21 W CFL replacing EISA-exempt incandescent lamp	79W EISA-exempt incandescent lamp
156	NWS	Commercial	All	K12 Education	Lighting	Commercial Standard CFL	15 W CFL	43W EISA compliant lamp
157	NWS	Commercial	All	K12 Education	Lighting	Commercial Standard CFL	21 W CFL replacing EISA-exempt incandescent lamp	79W EISA-exempt incandescent lamp
158	NWS	Commercial	All	Education with Summer Sessions	Lighting	Commercial Standard CFL	15 W CFL	43W EISA compliant lamp
159	NWS	Commercial	All	Education with Summer Sessions	Lighting	Commercial Standard CFL	21 W CFL replacing EISA-exempt incandescent lamp	79W EISA-exempt incandescent lamp
160	NWS	Commercial	All	Lodging	Lighting	Commercial Standard CFL	15 W CFL	43W EISA compliant lamp
161	NWS	Commercial	All	Lodging	Lighting	Commercial Standard CFL	21 W CFL replacing EISA-exempt incandescent lamp	79W EISA-exempt incandescent lamp
162	NWS	Commercial	All	General Large Commercial	Lighting	Commercial Standard CFL	15 W CFL	43W EISA compliant lamp
163	NWS	Commercial	All	General Large Commercial	Lighting	Commercial Standard CFL	21 W CFL replacing EISA-exempt incandescent lamp	79W EISA-exempt incandescent lamp
164	NWS	Commercial	All	General Small Commercial	Lighting	Commercial Standard CFL	15 W CFL	43W EISA compliant lamp
165	NWS	Commercial	All	General Small Commercial	Lighting	Commercial Standard CFL	21 W CFL replacing EISA-exempt incandescent lamp	79W EISA-exempt incandescent lamp
166	NWS	Commercial	All	Hospital	Lighting	LED Bulbs	12.5 W Omni-directional Energystar LED	43W EISA compliant lamp
167	NWS	Commercial	All	Hospital	Lighting	LED Bulbs	19 W LED replacing EISA-exempt incandescent lamp	79W EISA-exempt incandescent lamp
168	NWS	Commercial	All	K12 Education	Lighting	LED Bulbs	12.5 W Omni-directional Energystar LED	43W EISA compliant lamp
169	NWS	Commercial	All	K12 Education	Lighting	LED Bulbs	19 W LED replacing EISA-exempt incandescent lamp	79W EISA-exempt incandescent lamp
170	NWS	Commercial	All	Education with Summer Sessions	Lighting	LED Bulbs	12.5 W Omni-directional Energystar LED	43W EISA compliant lamp
171	NWS	Commercial	All	Education with Summer Sessions	Lighting	LED Bulbs	19 W LED replacing EISA-exempt incandescent lamp	79W EISA-exempt incandescent lamp
172	NWS	Commercial	All	Lodging	Lighting	LED Bulbs	12.5 W Omni-directional Energystar LED	43W EISA compliant lamp
173	NWS	Commercial	All	Lodging	Lighting	LED Bulbs	19 W LED replacing EISA-exempt incandescent lamp	79W EISA-exempt incandescent lamp
174	NWS	Commercial	All	General Large Commercial	Lighting	LED Bulbs	12.5 W Omni-directional Energystar LED	43W EISA compliant lamp
175	NWS	Commercial	All	General Large Commercial	Lighting	LED Bulbs	19 W LED replacing EISA-exempt incandescent lamp	79W EISA-exempt incandescent lamp
176	NWS	Commercial	All	General Small Commercial	Lighting	LED Bulbs	12.5 W Omni-directional Energystar LED	43W EISA compliant lamp
177	NWS	Commercial	All	General Small Commercial	Lighting	LED Bulbs	19 W LED replacing EISA-exempt incandescent lamp	79W EISA-exempt incandescent lamp
178	NWS	Commercial	Large Commercial	All	Lighting	Efficient High Bay Lighting	4-Lamp 32W HPT8 with High-BF Ballast	200W Pulse Start Metal-Halide
179	NWS	Commercial	Small Commercial	All	Lighting	Efficient High Bay Lighting	4-Lamp 32W HPT8 with High-BF Ballast	200W Pulse Start Metal-Halide
180	NWS	Commercial	Large Commercial	All	Lighting	Efficient High Bay Lighting	6-Lamp 32W HPT8 with High-BF Ballast or Equivalent LED	320W Pulse Start Metal-Halide

MEASURE DESCRIPTION								
Measure ID	Weather Sensitive	Sector	Sub-Sector	Building Type	End Use	Measure Name	Efficient Measure Definition	Base Measure Definition
181	NWS	Commercial	Small Commercial	All	Lighting	Efficient High Bay Lighting	6-Lamp 32W HPT8 with High-BF Ballast or Equivalent LED	320W Pulse Start Metal-Halide
182	NWS	Commercial	Large Commercial	All	Lighting	Efficient High Bay Lighting	4-Lamp 32W HPT8 with High-BF Ballast	250 W Metal-Halide
183	NWS	Commercial	Small Commercial	All	Lighting	Efficient High Bay Lighting	4-Lamp 32W HPT8 with High-BF Ballast	250 W Metal-Halide
184	NWS	Commercial	Large Commercial	All	Lighting	Efficient High Bay Lighting	6-Lamp 32W HPT8 with High-BF Ballast or Equivalent LED	400W Metal-Halide
185	NWS	Commercial	Small Commercial	All	Lighting	Efficient High Bay Lighting	6-Lamp 32W HPT8 with High-BF Ballast or Equivalent LED	400W Metal-Halide
186	NWS	Commercial	Large Commercial	All	Lighting	Efficient High Bay Lighting	75W LED High Bay Fixtures	250 W Metal-Halide
187	NWS	Commercial	Small Commercial	All	Lighting	Efficient High Bay Lighting	75W LED High Bay Fixtures	250 W Metal-Halide
188	NWS	Commercial	Large Commercial	All	Lighting	Efficient High Bay Lighting	75W LED High Bay Fixtures	200W Pulse Start Metal-Halide
189	NWS	Commercial	Small Commercial	All	Lighting	Efficient High Bay Lighting	75W LED High Bay Fixtures	200W Pulse Start Metal-Halide
190	NWS	Commercial	Large Commercial	All	Lighting	Lighting Controls	Daylighting Control – Continuous Dimming	Uncontrolled Lighting System
191	NWS	Commercial	Large Commercial	All	Lighting	Lighting Controls	Daylighting Control – Multiple Step Dimming	Uncontrolled Lighting System
192	NWS	Commercial	Large Commercial	All	Lighting	Lighting Controls	Daylighting Control – ON/OFF (Indoor)	Uncontrolled Lighting System
193	NWS	Commercial	Large Commercial	All	Lighting	Lighting Controls	Occupancy Sensor	Uncontrolled Lighting System
194	NWS	Commercial	Large Commercial	All	Lighting	Lighting Controls	Occupancy Sensor w/ Daylighting Control – Continuous Dimming	Uncontrolled Lighting System
195	NWS	Commercial	Large Commercial	All	Lighting	Lighting Controls	Occupancy Sensor w/ Daylighting Control – Multiple Step Dimming	Uncontrolled Lighting System
196	NWS	Commercial	Large Commercial	All	Lighting	Lighting Controls	Occupancy Sensor w/ Daylighting Control – ON/OFF	Uncontrolled Lighting System
197	NWS	Commercial	Small Commercial	All	Lighting	Lighting Controls	Daylighting Control – Continuous Dimming	Uncontrolled Lighting System
198	NWS	Commercial	Small Commercial	All	Lighting	Lighting Controls	Daylighting Control – Multiple Step Dimming	Uncontrolled Lighting System
199	NWS	Commercial	Small Commercial	All	Lighting	Lighting Controls	Daylighting Control – ON/OFF (Indoor)	Uncontrolled Lighting System
200	NWS	Commercial	Small Commercial	All	Lighting	Lighting Controls	Occupancy Sensor	Uncontrolled Lighting System
201	NWS	Commercial	Small Commercial	All	Lighting	Lighting Controls	Occupancy Sensor w/ Daylighting Control – Continuous Dimming	Uncontrolled Lighting System
202	NWS	Commercial	Small Commercial	All	Lighting	Lighting Controls	Occupancy Sensor w/ Daylighting Control – Multiple Step Dimming	Uncontrolled Lighting System
203	NWS	Commercial	Small Commercial	All	Lighting	Lighting Controls	Occupancy Sensor w/ Daylighting Control – ON/OFF	Uncontrolled Lighting System
204	NWS	Commercial	Small Commercial	All	Lighting	LED Exit Signs	LED exit sign	non-LED light-source
205	NWS	Commercial	All	Hospital	Refrigeration	Electronically Commutated Motors (ECM) for Walk-in and Reach-in Coolers/Freezers	Electronically Commutated Motors (ECM) for Walk-in and Reach-in Coolers/Freezers	Shaded Pole Motor
206	NWS	Commercial	All	K12 Education	Refrigeration	Electronically Commutated Motors (ECM) for Walk-in and Reach-in Coolers/Freezers	Electronically Commutated Motors (ECM) for Walk-in and Reach-in Coolers/Freezers	Shaded Pole Motor
207	NWS	Commercial	All	Education with Summer Sessions	Refrigeration	Electronically Commutated Motors (ECM) for Walk-in and Reach-in Coolers/Freezers	Electronically Commutated Motors (ECM) for Walk-in and Reach-in Coolers/Freezers	Shaded Pole Motor
208	NWS	Commercial	All	Lodging	Refrigeration	Electronically Commutated Motors (ECM) for Walk-in and Reach-in Coolers/Freezers	Electronically Commutated Motors (ECM) for Walk-in and Reach-in Coolers/Freezers	Shaded Pole Motor
209	NWS	Commercial	All	Food Sales	Refrigeration	Electronically Commutated Motors (ECM) for Walk-in and Reach-in Coolers/Freezers	Electronically Commutated Motors (ECM) for Walk-in and Reach-in Coolers/Freezers	Shaded Pole Motor
210	NWS	Commercial	All	Restaurant	Refrigeration	Electronically Commutated Motors (ECM) for Walk-in and Reach-in Coolers/Freezers	Electronically Commutated Motors (ECM) for Walk-in and Reach-in Coolers/Freezers	Shaded Pole Motor
211	NWS	Commercial	All	Hospital	Refrigeration	ENERGY STAR Solid Door Refrigerator	Estar Commercial Refrigerators - Solid Door - up to 15 ft3 capacity	Existing EPAct 2005-Compliant Refrigerator
212	NWS	Commercial	All	Hospital	Refrigeration	ENERGY STAR Solid Door Refrigerator	Estar Commercial Refrigerators - Solid Door - 15 to 30ft3 capacity	Existing EPAct 2005-Compliant Refrigerator
213	NWS	Commercial	All	Hospital	Refrigeration	ENERGY STAR Solid Door Refrigerator	Estar Commercial Refrigerators - Solid Door - 30 to 50 ft3	Existing EPAct 2005-Compliant Refrigerator
214	NWS	Commercial	All	Hospital	Refrigeration	ENERGY STAR Solid Door Refrigerator	Estar Commercial Refrigerators - Solid Door - greater than 50 ft3 capacity	Existing EPAct 2005-Compliant Refrigerator
215	NWS	Commercial	All	Hospital	Refrigeration	ENERGY STAR Solid Door Freezer	Estar Commercial Freezers - Solid Door - up to 15 ft3 capacity	Existing EPAct 2005-Compliant Freezer
216	NWS	Commercial	All	Hospital	Refrigeration	ENERGY STAR Solid Door Freezer	Estar Commercial Freezers - Solid Door - 15 to 30ft3 capacity	Existing EPAct 2005-Compliant Freezer
217	NWS	Commercial	All	Hospital	Refrigeration	ENERGY STAR Solid Door Freezer	Estar Commercial Freezers - Solid Door - 30 to 50 ft3	Existing EPAct 2005-Compliant Freezer
218	NWS	Commercial	All	Hospital	Refrigeration	ENERGY STAR Solid Door Freezer	Estar Commercial Freezers - Solid Door - greater than 50 ft3 capacity	Existing EPAct 2005-Compliant Freezer
219	NWS	Commercial	All	K12 Education	Refrigeration	ENERGY STAR Solid Door Refrigerator	Estar Commercial Refrigerators - Solid Door - up to 15 ft3 capacity	Existing EPAct 2005-Compliant Refrigerator
220	NWS	Commercial	All	K12 Education	Refrigeration	ENERGY STAR Solid Door Refrigerator	Estar Commercial Refrigerators - Solid Door - 15 to 30ft3 capacity	Existing EPAct 2005-Compliant Refrigerator
221	NWS	Commercial	All	K12 Education	Refrigeration	ENERGY STAR Solid Door Refrigerator	Estar Commercial Refrigerators - Solid Door - 30 to 50 ft3	Existing EPAct 2005-Compliant Refrigerator
222	NWS	Commercial	All	K12 Education	Refrigeration	ENERGY STAR Solid Door Refrigerator	Estar Commercial Refrigerators - Solid Door - greater than 50 ft3 capacity	Existing EPAct 2005-Compliant Refrigerator
223	NWS	Commercial	All	K12 Education	Refrigeration	ENERGY STAR Solid Door Freezer	Estar Commercial Freezers - Solid Door - up to 15 ft3 capacity	Existing EPAct 2005-Compliant Freezer
224	NWS	Commercial	All	K12 Education	Refrigeration	ENERGY STAR Solid Door Freezer	Estar Commercial Freezers - Solid Door - 15 to 30ft3 capacity	Existing EPAct 2005-Compliant Freezer
225	NWS	Commercial	All	K12 Education	Refrigeration	ENERGY STAR Solid Door Freezer	Estar Commercial Freezers - Solid Door - 30 to 50 ft3	Existing EPAct 2005-Compliant Freezer
226	NWS	Commercial	All	K12 Education	Refrigeration	ENERGY STAR Solid Door Freezer	Estar Commercial Freezers - Solid Door - greater than 50 ft3 capacity	Existing EPAct 2005-Compliant Freezer
227	NWS	Commercial	All	Education with Summer Sessions	Refrigeration	ENERGY STAR Solid Door Refrigerator	Estar Commercial Refrigerators - Solid Door - up to 15 ft3 capacity	Existing EPAct 2005-Compliant Refrigerator
228	NWS	Commercial	All	Education with Summer Sessions	Refrigeration	ENERGY STAR Solid Door Refrigerator	Estar Commercial Refrigerators - Solid Door - 15 to 30ft3 capacity	Existing EPAct 2005-Compliant Refrigerator
229	NWS	Commercial	All	Education with Summer Sessions	Refrigeration	ENERGY STAR Solid Door Refrigerator	Estar Commercial Refrigerators - Solid Door - 30 to 50 ft3	Existing EPAct 2005-Compliant Refrigerator
230	NWS	Commercial	All	Education with Summer Sessions	Refrigeration	ENERGY STAR Solid Door Refrigerator	Estar Commercial Refrigerators - Solid Door - greater than 50 ft3 capacity	Existing EPAct 2005-Compliant Refrigerator
231	NWS	Commercial	All	Education with Summer Sessions	Refrigeration	ENERGY STAR Solid Door Freezer	Estar Commercial Freezers - Solid Door - up to 15 ft3 capacity	Existing EPAct 2005-Compliant Freezer
232	NWS	Commercial	All	Education with Summer Sessions	Refrigeration	ENERGY STAR Solid Door Freezer	Estar Commercial Freezers - Solid Door - 15 to 30ft3 capacity	Existing EPAct 2005-Compliant Freezer
233	NWS	Commercial	All	Education with Summer Sessions	Refrigeration	ENERGY STAR Solid Door Freezer	Estar Commercial Freezers - Solid Door - 30 to 50 ft3	Existing EPAct 2005-Compliant Freezer
234	NWS	Commercial	All	Education with Summer Sessions	Refrigeration	ENERGY STAR Solid Door Freezer	Estar Commercial Freezers - Solid Door - greater than 50 ft3 capacity	Existing EPAct 2005-Compliant Freezer
235	NWS	Commercial	All	Lodging	Refrigeration	ENERGY STAR Solid Door Refrigerator	Estar Commercial Refrigerators - Solid Door - up to 15 ft3 capacity	Existing EPAct 2005-Compliant Refrigerator
236	NWS	Commercial	All	Lodging	Refrigeration	ENERGY STAR Solid Door Refrigerator	Estar Commercial Refrigerators - Solid Door - 15 to 30ft3 capacity	Existing EPAct 2005-Compliant Refrigerator
237	NWS	Commercial	All	Lodging	Refrigeration	ENERGY STAR Solid Door Refrigerator	Estar Commercial Refrigerators - Solid Door - 30 to 50 ft3	Existing EPAct 2005-Compliant Refrigerator
238	NWS	Commercial	All	Lodging	Refrigeration	ENERGY STAR Solid Door Refrigerator	Estar Commercial Refrigerators - Solid Door - greater than 50 ft3 capacity	Existing EPAct 2005-Compliant Refrigerator
239	NWS	Commercial	All	Lodging	Refrigeration	ENERGY STAR Solid Door Freezer	Estar Commercial Freezers - Solid Door - up to 15 ft3 capacity	Existing EPAct 2005-Compliant Freezer
240	NWS	Commercial	All	Lodging	Refrigeration	ENERGY STAR Solid Door Freezer	Estar Commercial Freezers - Solid Door - 15 to 30ft3 capacity	Existing EPAct 2005-Compliant Freezer

MEASURE DESCRIPTION								
Measure ID	Weather Sensitive	Sector	Sub-Sector	Building Type	End Use	Measure Name	Efficient Measure Definition	Base Measure Definition
241	NWS	Commercial	All	Lodging	Refrigeration	ENERGY STAR Solid Door Freezer	Estar Commercial Freezers - Solid Door - 30 to 50 ft3	Existing EPAct 2005-Compliant Freezer
242	NWS	Commercial	All	Lodging	Refrigeration	ENERGY STAR Solid Door Freezer	Estar Commercial Freezers - Solid Door - greater than 50 ft3 capacity	Existing EPAct 2005-Compliant Freezer
243	NWS	Commercial	All	Food Sales	Refrigeration	ENERGY STAR Solid Door Refrigerator	Estar Commercial Refrigerators - Solid Door - up to 15 ft3 capacity	Existing EPAct 2005-Compliant Refrigerator
244	NWS	Commercial	All	Food Sales	Refrigeration	ENERGY STAR Solid Door Refrigerator	Estar Commercial Refrigerators - Solid Door - 15 to 30ft3 capacity	Existing EPAct 2005-Compliant Refrigerator
245	NWS	Commercial	All	Food Sales	Refrigeration	ENERGY STAR Solid Door Refrigerator	Estar Commercial Refrigerators - Solid Door - 30 to 50 ft3	Existing EPAct 2005-Compliant Refrigerator
246	NWS	Commercial	All	Food Sales	Refrigeration	ENERGY STAR Solid Door Refrigerator	Estar Commercial Refrigerators - Solid Door - greater than 50 ft3 capacity	Existing EPAct 2005-Compliant Refrigerator
247	NWS	Commercial	All	Food Sales	Refrigeration	ENERGY STAR Solid Door Freezer	Estar Commercial Freezers - Solid Door - up to 15 ft3 capacity	Existing EPAct 2005-Compliant Freezer
248	NWS	Commercial	All	Food Sales	Refrigeration	ENERGY STAR Solid Door Freezer	Estar Commercial Freezers - Solid Door - 15 to 30ft3 capacity	Existing EPAct 2005-Compliant Freezer
249	NWS	Commercial	All	Food Sales	Refrigeration	ENERGY STAR Solid Door Freezer	Estar Commercial Freezers - Solid Door - 30 to 50 ft3	Existing EPAct 2005-Compliant Freezer
250	NWS	Commercial	All	Food Sales	Refrigeration	ENERGY STAR Solid Door Freezer	Estar Commercial Freezers - Solid Door - greater than 50 ft3 capacity	Existing EPAct 2005-Compliant Freezer
251	NWS	Commercial	All	Restaurant	Refrigeration	ENERGY STAR Solid Door Refrigerator	Estar Commercial Refrigerators - Solid Door - up to 15 ft3 capacity	Existing EPAct 2005-Compliant Refrigerator
252	NWS	Commercial	All	Restaurant	Refrigeration	ENERGY STAR Solid Door Refrigerator	Estar Commercial Refrigerators - Solid Door - 15 to 30ft3 capacity	Existing EPAct 2005-Compliant Refrigerator
253	NWS	Commercial	All	Restaurant	Refrigeration	ENERGY STAR Solid Door Refrigerator	Estar Commercial Refrigerators - Solid Door - 30 to 50 ft3	Existing EPAct 2005-Compliant Refrigerator
254	NWS	Commercial	All	Restaurant	Refrigeration	ENERGY STAR Solid Door Refrigerator	Estar Commercial Refrigerators - Solid Door - greater than 50 ft3 capacity	Existing EPAct 2005-Compliant Refrigerator
255	NWS	Commercial	All	Restaurant	Refrigeration	ENERGY STAR Solid Door Freezer	Estar Commercial Freezers - Solid Door - up to 15 ft3 capacity	Existing EPAct 2005-Compliant Freezer
256	NWS	Commercial	All	Restaurant	Refrigeration	ENERGY STAR Solid Door Freezer	Estar Commercial Freezers - Solid Door - 15 to 30ft3 capacity	Existing EPAct 2005-Compliant Freezer
257	NWS	Commercial	All	Restaurant	Refrigeration	ENERGY STAR Solid Door Freezer	Estar Commercial Freezers - Solid Door - 30 to 50 ft3	Existing EPAct 2005-Compliant Freezer
258	NWS	Commercial	All	Restaurant	Refrigeration	ENERGY STAR Solid Door Freezer	Estar Commercial Freezers - Solid Door - greater than 50 ft3 capacity	Existing EPAct 2005-Compliant Freezer
259	NWS	Commercial	All	Hospital	Refrigeration	Vending Machine Occupancy Controls	Refrigerated beverage vending machine (cans or bottles) w/ control	Refrigerated beverage vending machine (cans or bottles) w/o control
260	NWS	Commercial	All	Hospital	Refrigeration	Vending Machine Occupancy Controls	Refrigerated reach-in cooler w/ control	Refrigerated reach-in cooler w/o control
261	NWS	Commercial	All	Hospital	Refrigeration	Vending Machine Occupancy Controls	Non-refrigerated snack vending machine w/ control	Non-refrigerated snack vending machine w/o control
262	NWS	Commercial	All	K12 Education	Refrigeration	Vending Machine Occupancy Controls	Refrigerated beverage vending machine (cans or bottles) w/ control	Refrigerated beverage vending machine (cans or bottles) w/o control
263	NWS	Commercial	All	K12 Education	Refrigeration	Vending Machine Occupancy Controls	Refrigerated reach-in cooler w/ control	Refrigerated reach-in cooler w/o control
264	NWS	Commercial	All	K12 Education	Refrigeration	Vending Machine Occupancy Controls	Non-refrigerated snack vending machine w/ control	Non-refrigerated snack vending machine w/o control
265	NWS	Commercial	All	Education with Summer Sessions	Refrigeration	Vending Machine Occupancy Controls	Refrigerated beverage vending machine (cans or bottles) w/ control	Refrigerated beverage vending machine (cans or bottles) w/o control
266	NWS	Commercial	All	Education with Summer Sessions	Refrigeration	Vending Machine Occupancy Controls	Refrigerated reach-in cooler w/ control	Refrigerated reach-in cooler w/o control
267	NWS	Commercial	All	Education with Summer Sessions	Refrigeration	Vending Machine Occupancy Controls	Non-refrigerated snack vending machine w/ control	Non-refrigerated snack vending machine w/o control
268	NWS	Commercial	All	Lodging	Refrigeration	Vending Machine Occupancy Controls	Refrigerated beverage vending machine (cans or bottles) w/ control	Refrigerated beverage vending machine (cans or bottles) w/o control
269	NWS	Commercial	All	Lodging	Refrigeration	Vending Machine Occupancy Controls	Refrigerated reach-in cooler w/ control	Refrigerated reach-in cooler w/o control
270	NWS	Commercial	All	Lodging	Refrigeration	Vending Machine Occupancy Controls	Non-refrigerated snack vending machine w/ control	Non-refrigerated snack vending machine w/o control
271	NWS	Commercial	All	Food Sales	Refrigeration	Vending Machine Occupancy Controls	Refrigerated beverage vending machine (cans or bottles) w/ control	Refrigerated beverage vending machine (cans or bottles) w/o control
272	NWS	Commercial	All	Food Sales	Refrigeration	Vending Machine Occupancy Controls	Refrigerated reach-in cooler w/ control	Refrigerated reach-in cooler w/o control
273	NWS	Commercial	All	Food Sales	Refrigeration	Vending Machine Occupancy Controls	Non-refrigerated snack vending machine w/ control	Non-refrigerated snack vending machine w/o control
274	NWS	Commercial	All	Restaurant	Refrigeration	Vending Machine Occupancy Controls	Refrigerated beverage vending machine (cans or bottles) w/ control	Refrigerated beverage vending machine (cans or bottles) w/o control
275	NWS	Commercial	All	Restaurant	Refrigeration	Vending Machine Occupancy Controls	Refrigerated reach-in cooler w/ control	Refrigerated reach-in cooler w/o control
276	NWS	Commercial	All	Restaurant	Refrigeration	Vending Machine Occupancy Controls	Non-refrigerated snack vending machine w/ control	Non-refrigerated snack vending machine w/o control
277	NWS	Commercial	All	Hospital	Refrigeration	Automatic Door Closer for Walk-in Coolers and Freezers	Walk-in cooler w/ automatic, hydraulic enclosure	Walk-in cooler w/o automatic enclosure
278	NWS	Commercial	All	Hospital	Refrigeration	Automatic Door Closer for Walk-in Coolers and Freezers	Walk-in freezer w/ automatic, hydraulic enclosure	Walk-in freezer w/o automatic enclosure
279	NWS	Commercial	All	K12 Education	Refrigeration	Automatic Door Closer for Walk-in Coolers and Freezers	Walk-in cooler w/ automatic, hydraulic enclosure	Walk-in cooler w/o automatic enclosure
280	NWS	Commercial	All	K12 Education	Refrigeration	Automatic Door Closer for Walk-in Coolers and Freezers	Walk-in freezer w/ automatic, hydraulic enclosure	Walk-in freezer w/o automatic enclosure
281	NWS	Commercial	All	Education with Summer Sessions	Refrigeration	Automatic Door Closer for Walk-in Coolers and Freezers	Walk-in cooler w/ automatic, hydraulic enclosure	Walk-in cooler w/o automatic enclosure
282	NWS	Commercial	All	Education with Summer Sessions	Refrigeration	Automatic Door Closer for Walk-in Coolers and Freezers	Walk-in freezer w/ automatic, hydraulic enclosure	Walk-in freezer w/o automatic enclosure
283	NWS	Commercial	All	Lodging	Refrigeration	Automatic Door Closer for Walk-in Coolers and Freezers	Walk-in cooler w/ automatic, hydraulic enclosure	Walk-in cooler w/o automatic enclosure
284	NWS	Commercial	All	Lodging	Refrigeration	Automatic Door Closer for Walk-in Coolers and Freezers	Walk-in freezer w/ automatic, hydraulic enclosure	Walk-in freezer w/o automatic enclosure
285	NWS	Commercial	All	Food Sales	Refrigeration	Automatic Door Closer for Walk-in Coolers and Freezers	Walk-in cooler w/ automatic, hydraulic enclosure	Walk-in cooler w/o automatic enclosure
286	NWS	Commercial	All	Food Sales	Refrigeration	Automatic Door Closer for Walk-in Coolers and Freezers	Walk-in freezer w/ automatic, hydraulic enclosure	Walk-in freezer w/o automatic enclosure
287	NWS	Commercial	All	Restaurant	Refrigeration	Automatic Door Closer for Walk-in Coolers and Freezers	Walk-in cooler w/ automatic, hydraulic enclosure	Walk-in cooler w/o automatic enclosure
288	NWS	Commercial	All	Restaurant	Refrigeration	Automatic Door Closer for Walk-in Coolers and Freezers	Walk-in freezer w/ automatic, hydraulic enclosure	Walk-in freezer w/o automatic enclosure
289	NWS	Commercial	All	Food Sales	Refrigeration	Door Heater Controls for Cooler or Freezer	Commercial glass door cooler w/ standard heated door w/ humidity controls	Commercial glass door cooler w/ standard heated door w/o controls - low temp (-35-0)
290	NWS	Commercial	All	Food Sales	Refrigeration	Door Heater Controls for Cooler or Freezer	Commercial refrigerator w/ standard heated door w/ humidity controls	Commercial refrigerator w/ standard heated door w/o controls - medium temp (0-20)
291	NWS	Commercial	All	Food Sales	Refrigeration	Door Heater Controls for Cooler or Freezer	Commercial refrigerator w/ standard heated door w/ humidity controls	Commercial refrigerator w/ standard heated door w/o controls - high temp (20-45)
292	NWS	Commercial	All	Food Sales	Refrigeration	Door Heater Controls for Cooler or Freezer	Commercial glass door cooler w/ standard heated door w/ conductivity controls	Commercial glass door cooler w/ standard heated door w/o controls - low temp (-35-0)
293	NWS	Commercial	All	Food Sales	Refrigeration	Door Heater Controls for Cooler or Freezer	Commercial refrigerator w/ standard heated door w/ conductivity controls	Commercial refrigerator w/ standard heated door w/o controls - medium temp (0-20)
294	NWS	Commercial	All	Food Sales	Refrigeration	Door Heater Controls for Cooler or Freezer	Commercial refrigerator w/ standard heated door w/ conductivity controls	Commercial refrigerator w/ standard heated door w/o controls - high temp (20-45)
295	NWS	Commercial	All	Restaurant	Refrigeration	Door Heater Controls for Cooler or Freezer	Commercial glass door cooler w/ standard heated door w/ humidity controls	Commercial glass door cooler w/ standard heated door w/o controls - low temp (-35-0)
296	NWS	Commercial	All	Restaurant	Refrigeration	Door Heater Controls for Cooler or Freezer	Commercial refrigerator w/ standard heated door w/ humidity controls	Commercial refrigerator w/ standard heated door w/o controls - medium temp (0-20)
297	NWS	Commercial	All	Restaurant	Refrigeration	Door Heater Controls for Cooler or Freezer	Commercial refrigerator w/ standard heated door w/ humidity controls	Commercial refrigerator w/ standard heated door w/o controls - high temp (20-45)
298	NWS	Commercial	All	Restaurant	Refrigeration	Door Heater Controls for Cooler or Freezer	Commercial glass door cooler w/ standard heated door w/ conductivity controls	Commercial glass door cooler w/ standard heated door w/o controls - low temp (-35-0)
299	NWS	Commercial	All	Restaurant	Refrigeration	Door Heater Controls for Cooler or Freezer	Commercial refrigerator w/ standard heated door w/ conductivity controls	Commercial refrigerator w/ standard heated door w/o controls - medium temp (0-20)
300	NWS	Commercial	All	Restaurant	Refrigeration	Door Heater Controls for Cooler or Freezer	Commercial refrigerator w/ standard heated door w/ conductivity controls	Commercial refrigerator w/ standard heated door w/o controls - high temp (20-45)

MEASURE DESCRIPTION								
Measure ID	Weather Sensitive	Sector	Sub-Sector	Building Type	End Use	Measure Name	Efficient Measure Definition	Base Measure Definition
301	NWS	Commercial	All	Hospital	Refrigeration	Evaporator Fan Control	Evaporator fan controller that reduces fan power	Cooler w/ continuously running evaporator fan
302	NWS	Commercial	All	K12 Education	Refrigeration	Evaporator Fan Control	Evaporator fan controller that reduces fan power	Cooler w/ continuously running evaporator fan
303	NWS	Commercial	All	Education with Summer Sessions	Refrigeration	Evaporator Fan Control	Evaporator fan controller that reduces fan power	Cooler w/ continuously running evaporator fan
304	NWS	Commercial	All	Lodging	Refrigeration	Evaporator Fan Control	Evaporator fan controller that reduces fan power	Cooler w/ continuously running evaporator fan
305	NWS	Commercial	All	Food Sales	Refrigeration	Evaporator Fan Control	Evaporator fan controller that reduces fan power	Cooler w/ continuously running evaporator fan
306	NWS	Commercial	All	Restaurant	Refrigeration	Evaporator Fan Control	Evaporator fan controller that reduces fan power	Cooler w/ continuously running evaporator fan
307	NWS	Commercial	All	Hospital	Refrigeration	Strip Curtain for Walk-in Coolers and Freezers	Polyethylene strip curtain added to a walk-in freezer	Walk-in freezer w/ no strip curtain or old, ineffective strip curtain
308	NWS	Commercial	All	Hospital	Refrigeration	Strip Curtain for Walk-in Coolers and Freezers	Polyethylene strip curtain added to a walk-in cooler	Walk-in cooler w/ no strip curtain or old, ineffective strip curtain
309	NWS	Commercial	All	K12 Education	Refrigeration	Strip Curtain for Walk-in Coolers and Freezers	Polyethylene strip curtain added to a walk-in freezer	Walk-in freezer w/ no strip curtain or old, ineffective strip curtain
310	NWS	Commercial	All	K12 Education	Refrigeration	Strip Curtain for Walk-in Coolers and Freezers	Polyethylene strip curtain added to a walk-in cooler	Walk-in cooler w/ no strip curtain or old, ineffective strip curtain
311	NWS	Commercial	All	Education with Summer Sessions	Refrigeration	Strip Curtain for Walk-in Coolers and Freezers	Polyethylene strip curtain added to a walk-in freezer	Walk-in freezer w/ no strip curtain or old, ineffective strip curtain
312	NWS	Commercial	All	Education with Summer Sessions	Refrigeration	Strip Curtain for Walk-in Coolers and Freezers	Polyethylene strip curtain added to a walk-in cooler	Walk-in cooler w/ no strip curtain or old, ineffective strip curtain
313	NWS	Commercial	All	Lodging	Refrigeration	Strip Curtain for Walk-in Coolers and Freezers	Polyethylene strip curtain added to a walk-in freezer	Walk-in freezer w/ no strip curtain or old, ineffective strip curtain
314	NWS	Commercial	All	Lodging	Refrigeration	Strip Curtain for Walk-in Coolers and Freezers	Polyethylene strip curtain added to a walk-in cooler	Walk-in cooler w/ no strip curtain or old, ineffective strip curtain
315	NWS	Commercial	All	Food Sales	Refrigeration	Strip Curtain for Walk-in Coolers and Freezers	Polyethylene strip curtain added to a walk-in freezer	Walk-in freezer w/ no strip curtain or old, ineffective strip curtain
316	NWS	Commercial	All	Food Sales	Refrigeration	Strip Curtain for Walk-in Coolers and Freezers	Polyethylene strip curtain added to a walk-in cooler	Walk-in cooler w/ no strip curtain or old, ineffective strip curtain
317	NWS	Commercial	All	Restaurant	Refrigeration	Strip Curtain for Walk-in Coolers and Freezers	Polyethylene strip curtain added to a walk-in freezer	Walk-in freezer w/ no strip curtain or old, ineffective strip curtain
318	NWS	Commercial	All	Restaurant	Refrigeration	Strip Curtain for Walk-in Coolers and Freezers	Polyethylene strip curtain added to a walk-in cooler	Walk-in cooler w/ no strip curtain or old, ineffective strip curtain
319	NWS	Commercial	All	Hospital	Food Services Equipment	ENERGY STAR Dishwasher	ENERGY STAR certified dishwasher - low temp - Under Counter	non-ENERGYSTAR dishwasher at end of life - low temp -Under Counter- electric building and booster water heating
320	NWS	Commercial	All	Hospital	Food Services Equipment	ENERGY STAR Dishwasher	ENERGY STAR certified dishwasher - low temp - Stationary Single Tank Door	non-ENERGYSTAR dishwasher at end of life - low temp -Stationary Single Tank Door - electric building and booster water heating
321	NWS	Commercial	All	Hospital	Food Services Equipment	ENERGY STAR Dishwasher	ENERGY STAR certified dishwasher - low temp - Single Tank Conveyor	non-ENERGYSTAR dishwasher at end of life - low temp - Single Tank Conveyor - electric building and booster water heating
322	NWS	Commercial	All	Hospital	Food Services Equipment	ENERGY STAR Dishwasher	ENERGY STAR certified dishwasher - low temp - Multi Tank Conveyor	non-ENERGYSTAR dishwasher at end of life - low temp - Multi Tank Conveyor - electric building and booster water heating
323	NWS	Commercial	All	Hospital	Food Services Equipment	ENERGY STAR Dishwasher	ENERGY STAR certified dishwasher - high temp - Under Counter	non-ENERGYSTAR dishwasher at end of life - high temp -Under Counter- electric building and booster water heating
324	NWS	Commercial	All	Hospital	Food Services Equipment	ENERGY STAR Dishwasher	ENERGY STAR certified dishwasher - high temp - Stationary Single Tank Door	non-ENERGYSTAR dishwasher at end of life - high temp -Stationary Single Tank Door - electric building and booster water heating
325	NWS	Commercial	All	Hospital	Food Services Equipment	ENERGY STAR Dishwasher	ENERGY STAR certified dishwasher - high temp - Single Tank Conveyor	non-ENERGYSTAR dishwasher at end of life - high temp - Single Tank Conveyor - electric building and booster water heating
326	NWS	Commercial	All	Hospital	Food Services Equipment	ENERGY STAR Dishwasher	ENERGY STAR certified dishwasher - high temp - Multi Tank Conveyor	non-ENERGYSTAR dishwasher at end of life - high temp - Multi Tank Conveyor - electric building and booster water heating
327	NWS	Commercial	All	Hospital	Food Services Equipment	ENERGY STAR Dishwasher	ENERGY STAR certified dishwasher - high temp - Pot, Pan, and Utensil	non-ENERGYSTAR dishwasher at end of life - high temp -Pot, Pan, and Utensil- electric building and booster water heating
328	NWS	Commercial	All	Hospital	Food Services Equipment	ENERGY STAR Dishwasher	ENERGY STAR certified dishwasher - low temp - Under Counter	non-ENERGYSTAR dishwasher at end of life - low temp -Under Counter- electric building and natural gas booster water heating
329	NWS	Commercial	All	Hospital	Food Services Equipment	ENERGY STAR Dishwasher	ENERGY STAR certified dishwasher - low temp - Stationary Single Tank Door	non-ENERGYSTAR dishwasher at end of life - low temp -Stationary Single Tank Door - electric building and natural gas booster water heating
330	NWS	Commercial	All	Hospital	Food Services Equipment	ENERGY STAR Dishwasher	ENERGY STAR certified dishwasher - low temp - Single Tank Conveyor	non-ENERGYSTAR dishwasher at end of life - low temp - Single Tank Conveyor - electric building and natural gas booster water heating
331	NWS	Commercial	All	Hospital	Food Services Equipment	ENERGY STAR Dishwasher	ENERGY STAR certified dishwasher - low temp - Multi Tank Conveyor	non-ENERGYSTAR dishwasher at end of life - low temp - Multi Tank Conveyor - electric building and natural gas booster water heating
332	NWS	Commercial	All	Hospital	Food Services Equipment	ENERGY STAR Dishwasher	ENERGY STAR certified dishwasher - high temp - Under Counter	non-ENERGYSTAR dishwasher at end of life - high temp -Under Counter- electric building and natural gas booster water heating
333	NWS	Commercial	All	Hospital	Food Services Equipment	ENERGY STAR Dishwasher	ENERGY STAR certified dishwasher - high temp - Stationary Single Tank Door	non-ENERGYSTAR dishwasher at end of life - high temp -Stationary Single Tank Door - electric building and natural gas booster water heating
334	NWS	Commercial	All	Hospital	Food Services Equipment	ENERGY STAR Dishwasher	ENERGY STAR certified dishwasher - high temp - Single Tank Conveyor	non-ENERGYSTAR dishwasher at end of life - high temp - Single Tank Conveyor - electric building and natural gas booster water heating
335	NWS	Commercial	All	Hospital	Food Services Equipment	ENERGY STAR Dishwasher	ENERGY STAR certified dishwasher - high temp - Multi Tank Conveyor	non-ENERGYSTAR dishwasher at end of life - high temp - Multi Tank Conveyor - electric building and natural gas booster water heating
336	NWS	Commercial	All	Hospital	Food Services Equipment	ENERGY STAR Dishwasher	ENERGY STAR certified dishwasher - high temp - Pot, Pan, and Utensil	non-ENERGYSTAR dishwasher at end of life - high temp -Pot, Pan, and Utensil- electric building and natural gas booster water heating
337	NWS	Commercial	All	K12 Education	Food Services Equipment	ENERGY STAR Dishwasher	ENERGY STAR certified dishwasher - low temp - Under Counter	non-ENERGYSTAR dishwasher at end of life - low temp -Under Counter- electric building and booster water heating
338	NWS	Commercial	All	K12 Education	Food Services Equipment	ENERGY STAR Dishwasher	ENERGY STAR certified dishwasher - low temp - Stationary Single Tank Door	non-ENERGYSTAR dishwasher at end of life - low temp -Stationary Single Tank Door - electric building and booster water heating
339	NWS	Commercial	All	K12 Education	Food Services Equipment	ENERGY STAR Dishwasher	ENERGY STAR certified dishwasher - low temp - Single Tank Conveyor	non-ENERGYSTAR dishwasher at end of life - low temp - Single Tank Conveyor - electric building and booster water heating
340	NWS	Commercial	All	K12 Education	Food Services Equipment	ENERGY STAR Dishwasher	ENERGY STAR certified dishwasher - low temp - Multi Tank Conveyor	non-ENERGYSTAR dishwasher at end of life - low temp - Multi Tank Conveyor - electric building and booster water heating
341	NWS	Commercial	All	K12 Education	Food Services Equipment	ENERGY STAR Dishwasher	ENERGY STAR certified dishwasher - high temp - Under Counter	non-ENERGYSTAR dishwasher at end of life - high temp -Under Counter- electric building and booster water heating
342	NWS	Commercial	All	K12 Education	Food Services Equipment	ENERGY STAR Dishwasher	ENERGY STAR certified dishwasher - high temp - Stationary Single Tank Door	non-ENERGYSTAR dishwasher at end of life - high temp -Stationary Single Tank Door - electric building and booster water heating
343	NWS	Commercial	All	K12 Education	Food Services Equipment	ENERGY STAR Dishwasher	ENERGY STAR certified dishwasher - high temp - Single Tank Conveyor	non-ENERGYSTAR dishwasher at end of life - high temp - Single Tank Conveyor - electric building and booster water heating
344	NWS	Commercial	All	K12 Education	Food Services Equipment	ENERGY STAR Dishwasher	ENERGY STAR certified dishwasher - high temp - Multi Tank Conveyor	non-ENERGYSTAR dishwasher at end of life - high temp - Multi Tank Conveyor - electric building and booster water heating
345	NWS	Commercial	All	K12 Education	Food Services Equipment	ENERGY STAR Dishwasher	ENERGY STAR certified dishwasher - high temp - Pot, Pan, and Utensil	non-ENERGYSTAR dishwasher at end of life - high temp -Pot, Pan, and Utensil- electric building and booster water heating
346	NWS	Commercial	All	K12 Education	Food Services Equipment	ENERGY STAR Dishwasher	ENERGY STAR certified dishwasher - low temp - Under Counter	non-ENERGYSTAR dishwasher at end of life - low temp -Under Counter- electric building and natural gas booster water heating
347	NWS	Commercial	All	K12 Education	Food Services Equipment	ENERGY STAR Dishwasher	ENERGY STAR certified dishwasher - low temp - Stationary Single Tank Door	non-ENERGYSTAR dishwasher at end of life - low temp -Stationary Single Tank Door - electric building and natural gas booster water heating
348	NWS	Commercial	All	K12 Education	Food Services Equipment	ENERGY STAR Dishwasher	ENERGY STAR certified dishwasher - low temp - Single Tank Conveyor	non-ENERGYSTAR dishwasher at end of life - low temp - Single Tank Conveyor - electric building and natural gas booster water heating
349	NWS	Commercial	All	K12 Education	Food Services Equipment	ENERGY STAR Dishwasher	ENERGY STAR certified dishwasher - low temp - Multi Tank Conveyor	non-ENERGYSTAR dishwasher at end of life - low temp - Multi Tank Conveyor - electric building and natural gas booster water heating
350	NWS	Commercial	All	K12 Education	Food Services Equipment	ENERGY STAR Dishwasher	ENERGY STAR certified dishwasher - high temp - Under Counter	non-ENERGYSTAR dishwasher at end of life - high temp -Under Counter- electric building and natural gas booster water heating
351	NWS	Commercial	All	K12 Education	Food Services Equipment	ENERGY STAR Dishwasher	ENERGY STAR certified dishwasher - high temp - Stationary Single Tank Door	non-ENERGYSTAR dishwasher at end of life - high temp -Stationary Single Tank Door - electric building and natural gas booster water heating
352	NWS	Commercial	All	K12 Education	Food Services Equipment	ENERGY STAR Dishwasher	ENERGY STAR certified dishwasher - high temp - Single Tank Conveyor	non-ENERGYSTAR dishwasher at end of life - high temp - Single Tank Conveyor - electric building and natural gas booster water heating
353	NWS	Commercial	All	K12 Education	Food Services Equipment	ENERGY STAR Dishwasher	ENERGY STAR certified dishwasher - high temp - Multi Tank Conveyor	non-ENERGYSTAR dishwasher at end of life - high temp - Multi Tank Conveyor - electric building and natural gas booster water heating
354	NWS	Commercial	All	K12 Education	Food Services Equipment	ENERGY STAR Dishwasher	ENERGY STAR certified dishwasher - high temp - Pot, Pan, and Utensil	non-ENERGYSTAR dishwasher at end of life - high temp -Pot, Pan, and Utensil- electric building and natural gas booster water heating
355	NWS	Commercial	All	Education with Summer Sessions	Food Services Equipment	ENERGY STAR Dishwasher	ENERGY STAR certified dishwasher - low temp - Under Counter	non-ENERGYSTAR dishwasher at end of life - low temp -Under Counter- electric building and booster water heating
356	NWS	Commercial	All	Education with Summer Sessions	Food Services Equipment	ENERGY STAR Dishwasher	ENERGY STAR certified dishwasher - low temp - Stationary Single Tank Door	non-ENERGYSTAR dishwasher at end of life - low temp -Stationary Single Tank Door - electric building and booster water heating
357	NWS	Commercial	All	Education with Summer Sessions	Food Services Equipment	ENERGY STAR Dishwasher	ENERGY STAR certified dishwasher - low temp - Single Tank Conveyor	non-ENERGYSTAR dishwasher at end of life - low temp - Single Tank Conveyor - electric building and booster water heating
358	NWS	Commercial	All	Education with Summer Sessions	Food Services Equipment	ENERGY STAR Dishwasher	ENERGY STAR certified dishwasher - low temp - Multi Tank Conveyor	non-ENERGYSTAR dishwasher at end of life - low temp - Multi Tank Conveyor - electric building and booster water heating
359	NWS	Commercial	All	Education with Summer Sessions	Food Services Equipment	ENERGY STAR Dishwasher	ENERGY STAR certified dishwasher - high temp - Under Counter	non-ENERGYSTAR dishwasher at end of life - high temp -Under Counter- electric building and booster water heating
360	NWS	Commercial	All	Education with Summer Sessions	Food Services Equipment	ENERGY STAR Dishwasher	ENERGY STAR certified dishwasher - high temp - Stationary Single Tank Door	non-ENERGYSTAR dishwasher at end of life - high temp -Stationary Single Tank Door - electric building and booster water heating

MEASURE DESCRIPTION								
Measure ID	Weather Sensitive	Sector	Sub-Sector	Building Type	End Use	Measure Name	Efficient Measure Definition	Base Measure Definition
361	NWS	Commercial	All	Education with Summer Sessions	Food Services Equipment	ENERGY STAR Dishwasher	ENERGY STAR certified dishwasher - high temp - Single Tank Conveyor	non-ENERGYSTAR dishwasher at end of life - high temp - Single Tank Conveyor - electric building and booster water heating
362	NWS	Commercial	All	Education with Summer Sessions	Food Services Equipment	ENERGY STAR Dishwasher	ENERGY STAR certified dishwasher - high temp - Multi Tank Conveyor	non-ENERGYSTAR dishwasher at end of life - high temp - Multi Tank Conveyor - electric building and booster water heating
363	NWS	Commercial	All	Education with Summer Sessions	Food Services Equipment	ENERGY STAR Dishwasher	ENERGY STAR certified dishwasher - high temp - Pot, Pan, and Utensil	non-ENERGYSTAR dishwasher at end of life - high temp -Pot, Pan, and Utensil- electric building and booster water heating
364	NWS	Commercial	All	Education with Summer Sessions	Food Services Equipment	ENERGY STAR Dishwasher	ENERGY STAR certified dishwasher - low temp - Under Counter	non-ENERGYSTAR dishwasher at end of life - low temp -Under Counter- electric building and natural gas booster water heating
365	NWS	Commercial	All	Education with Summer Sessions	Food Services Equipment	ENERGY STAR Dishwasher	ENERGY STAR certified dishwasher - low temp - Stationary Single Tank Door	non-ENERGYSTAR dishwasher at end of life - low temp -Stationary Single Tank Door - electric building and natural gas booster water heating
366	NWS	Commercial	All	Education with Summer Sessions	Food Services Equipment	ENERGY STAR Dishwasher	ENERGY STAR certified dishwasher - low temp - Single Tank Conveyor	non-ENERGYSTAR dishwasher at end of life - low temp - Single Tank Conveyor - electric building and natural gas booster water heating
367	NWS	Commercial	All	Education with Summer Sessions	Food Services Equipment	ENERGY STAR Dishwasher	ENERGY STAR certified dishwasher - low temp - Multi Tank Conveyor	non-ENERGYSTAR dishwasher at end of life - low temp - Multi Tank Conveyor - electric building and natural gas booster water heating
368	NWS	Commercial	All	Education with Summer Sessions	Food Services Equipment	ENERGY STAR Dishwasher	ENERGY STAR certified dishwasher - high temp - Under Counter	non-ENERGYSTAR dishwasher at end of life - high temp -Under Counter- electric building and natural gas booster water heating
369	NWS	Commercial	All	Education with Summer Sessions	Food Services Equipment	ENERGY STAR Dishwasher	ENERGY STAR certified dishwasher - high temp - Stationary Single Tank Door	non-ENERGYSTAR dishwasher at end of life - high temp -Stationary Single Tank Door - electric building and natural gas booster water heating
370	NWS	Commercial	All	Education with Summer Sessions	Food Services Equipment	ENERGY STAR Dishwasher	ENERGY STAR certified dishwasher - high temp - Single Tank Conveyor	non-ENERGYSTAR dishwasher at end of life - high temp - Single Tank Conveyor - electric building and natural gas booster water heating
371	NWS	Commercial	All	Education with Summer Sessions	Food Services Equipment	ENERGY STAR Dishwasher	ENERGY STAR certified dishwasher - high temp - Multi Tank Conveyor	non-ENERGYSTAR dishwasher at end of life - high temp - Multi Tank Conveyor - electric building and natural gas booster water heating
372	NWS	Commercial	All	Education with Summer Sessions	Food Services Equipment	ENERGY STAR Dishwasher	ENERGY STAR certified dishwasher - high temp - Pot, Pan, and Utensil	non-ENERGYSTAR dishwasher at end of life - high temp -Pot, Pan, and Utensil- electric building and natural gas booster water heating
373	NWS	Commercial	All	Lodging	Food Services Equipment	ENERGY STAR Dishwasher	ENERGY STAR certified dishwasher - low temp - Under Counter	non-ENERGYSTAR dishwasher at end of life - low temp -Under Counter- electric building and booster water heating
374	NWS	Commercial	All	Lodging	Food Services Equipment	ENERGY STAR Dishwasher	ENERGY STAR certified dishwasher - low temp - Stationary Single Tank Door	non-ENERGYSTAR dishwasher at end of life - low temp -Stationary Single Tank Door - electric building and booster water heating
375	NWS	Commercial	All	Lodging	Food Services Equipment	ENERGY STAR Dishwasher	ENERGY STAR certified dishwasher - low temp - Single Tank Conveyor	non-ENERGYSTAR dishwasher at end of life - low temp - Single Tank Conveyor - electric building and booster water heating
376	NWS	Commercial	All	Lodging	Food Services Equipment	ENERGY STAR Dishwasher	ENERGY STAR certified dishwasher - low temp - Multi Tank Conveyor	non-ENERGYSTAR dishwasher at end of life - low temp - Multi Tank Conveyor - electric building and booster water heating
377	NWS	Commercial	All	Lodging	Food Services Equipment	ENERGY STAR Dishwasher	ENERGY STAR certified dishwasher - high temp - Under Counter	non-ENERGYSTAR dishwasher at end of life - high temp -Under Counter- electric building and booster water heating
378	NWS	Commercial	All	Lodging	Food Services Equipment	ENERGY STAR Dishwasher	ENERGY STAR certified dishwasher - high temp - Stationary Single Tank Door	non-ENERGYSTAR dishwasher at end of life - high temp -Stationary Single Tank Door - electric building and booster water heating
379	NWS	Commercial	All	Lodging	Food Services Equipment	ENERGY STAR Dishwasher	ENERGY STAR certified dishwasher - high temp - Single Tank Conveyor	non-ENERGYSTAR dishwasher at end of life - high temp - Single Tank Conveyor - electric building and booster water heating
380	NWS	Commercial	All	Lodging	Food Services Equipment	ENERGY STAR Dishwasher	ENERGY STAR certified dishwasher - high temp - Multi Tank Conveyor	non-ENERGYSTAR dishwasher at end of life - high temp - Multi Tank Conveyor - electric building and booster water heating
381	NWS	Commercial	All	Lodging	Food Services Equipment	ENERGY STAR Dishwasher	ENERGY STAR certified dishwasher - high temp - Pot, Pan, and Utensil	non-ENERGYSTAR dishwasher at end of life - high temp -Pot, Pan, and Utensil- electric building and booster water heating
382	NWS	Commercial	All	Lodging	Food Services Equipment	ENERGY STAR Dishwasher	ENERGY STAR certified dishwasher - low temp - Under Counter	non-ENERGYSTAR dishwasher at end of life - low temp -Under Counter- electric building and natural gas booster water heating
383	NWS	Commercial	All	Lodging	Food Services Equipment	ENERGY STAR Dishwasher	ENERGY STAR certified dishwasher - low temp - Stationary Single Tank Door	non-ENERGYSTAR dishwasher at end of life - low temp -Stationary Single Tank Door - electric building and natural gas booster water heating
384	NWS	Commercial	All	Lodging	Food Services Equipment	ENERGY STAR Dishwasher	ENERGY STAR certified dishwasher - low temp - Single Tank Conveyor	non-ENERGYSTAR dishwasher at end of life - low temp - Single Tank Conveyor - electric building and natural gas booster water heating
385	NWS	Commercial	All	Lodging	Food Services Equipment	ENERGY STAR Dishwasher	ENERGY STAR certified dishwasher - low temp - Multi Tank Conveyor	non-ENERGYSTAR dishwasher at end of life - low temp - Multi Tank Conveyor - electric building and natural gas booster water heating
386	NWS	Commercial	All	Lodging	Food Services Equipment	ENERGY STAR Dishwasher	ENERGY STAR certified dishwasher - high temp - Under Counter	non-ENERGYSTAR dishwasher at end of life - high temp -Under Counter- electric building and natural gas booster water heating
387	NWS	Commercial	All	Lodging	Food Services Equipment	ENERGY STAR Dishwasher	ENERGY STAR certified dishwasher - high temp - Stationary Single Tank Door	non-ENERGYSTAR dishwasher at end of life - high temp -Stationary Single Tank Door - electric building and natural gas booster water heating
388	NWS	Commercial	All	Lodging	Food Services Equipment	ENERGY STAR Dishwasher	ENERGY STAR certified dishwasher - high temp - Single Tank Conveyor	non-ENERGYSTAR dishwasher at end of life - high temp - Single Tank Conveyor - electric building and natural gas booster water heating
389	NWS	Commercial	All	Lodging	Food Services Equipment	ENERGY STAR Dishwasher	ENERGY STAR certified dishwasher - high temp - Multi Tank Conveyor	non-ENERGYSTAR dishwasher at end of life - high temp - Multi Tank Conveyor - electric building and natural gas booster water heating
390	NWS	Commercial	All	Lodging	Food Services Equipment	ENERGY STAR Dishwasher	ENERGY STAR certified dishwasher - high temp - Pot, Pan, and Utensil	non-ENERGYSTAR dishwasher at end of life - high temp -Pot, Pan, and Utensil- electric building and natural gas booster water heating
391	NWS	Commercial	All	Restaurant	Food Services Equipment	ENERGY STAR Dishwasher	ENERGY STAR certified dishwasher - low temp - Under Counter	non-ENERGYSTAR dishwasher at end of life - low temp -Under Counter- electric building and booster water heating
392	NWS	Commercial	All	Restaurant	Food Services Equipment	ENERGY STAR Dishwasher	ENERGY STAR certified dishwasher - low temp - Stationary Single Tank Door	non-ENERGYSTAR dishwasher at end of life - low temp -Stationary Single Tank Door - electric building and booster water heating
393	NWS	Commercial	All	Restaurant	Food Services Equipment	ENERGY STAR Dishwasher	ENERGY STAR certified dishwasher - low temp - Single Tank Conveyor	non-ENERGYSTAR dishwasher at end of life - low temp - Single Tank Conveyor - electric building and booster water heating
394	NWS	Commercial	All	Restaurant	Food Services Equipment	ENERGY STAR Dishwasher	ENERGY STAR certified dishwasher - low temp - Multi Tank Conveyor	non-ENERGYSTAR dishwasher at end of life - low temp - Multi Tank Conveyor - electric building and booster water heating
395	NWS	Commercial	All	Restaurant	Food Services Equipment	ENERGY STAR Dishwasher	ENERGY STAR certified dishwasher - high temp - Under Counter	non-ENERGYSTAR dishwasher at end of life - high temp -Under Counter- electric building and booster water heating
396	NWS	Commercial	All	Restaurant	Food Services Equipment	ENERGY STAR Dishwasher	ENERGY STAR certified dishwasher - high temp - Stationary Single Tank Door	non-ENERGYSTAR dishwasher at end of life - high temp -Stationary Single Tank Door - electric building and booster water heating
397	NWS	Commercial	All	Restaurant	Food Services Equipment	ENERGY STAR Dishwasher	ENERGY STAR certified dishwasher - high temp - Single Tank Conveyor	non-ENERGYSTAR dishwasher at end of life - high temp - Single Tank Conveyor - electric building and booster water heating
398	NWS	Commercial	All	Restaurant	Food Services Equipment	ENERGY STAR Dishwasher	ENERGY STAR certified dishwasher - high temp - Multi Tank Conveyor	non-ENERGYSTAR dishwasher at end of life - high temp - Multi Tank Conveyor - electric building and booster water heating
399	NWS	Commercial	All	Restaurant	Food Services Equipment	ENERGY STAR Dishwasher	ENERGY STAR certified dishwasher - high temp - Pot, Pan, and Utensil	non-ENERGYSTAR dishwasher at end of life - high temp -Pot, Pan, and Utensil- electric building and booster water heating
400	NWS	Commercial	All	Restaurant	Food Services Equipment	ENERGY STAR Dishwasher	ENERGY STAR certified dishwasher - low temp - Under Counter	non-ENERGYSTAR dishwasher at end of life - low temp -Under Counter- electric building and natural gas booster water heating
401	NWS	Commercial	All	Restaurant	Food Services Equipment	ENERGY STAR Dishwasher	ENERGY STAR certified dishwasher - low temp - Stationary Single Tank Door	non-ENERGYSTAR dishwasher at end of life - low temp -Stationary Single Tank Door - electric building and natural gas booster water heating
402	NWS	Commercial	All	Restaurant	Food Services Equipment	ENERGY STAR Dishwasher	ENERGY STAR certified dishwasher - low temp - Single Tank Conveyor	non-ENERGYSTAR dishwasher at end of life - low temp - Single Tank Conveyor - electric building and natural gas booster water heating
403	NWS	Commercial	All	Restaurant	Food Services Equipment	ENERGY STAR Dishwasher	ENERGY STAR certified dishwasher - low temp - Multi Tank Conveyor	non-ENERGYSTAR dishwasher at end of life - low temp - Multi Tank Conveyor - electric building and natural gas booster water heating
404	NWS	Commercial	All	Restaurant	Food Services Equipment	ENERGY STAR Dishwasher	ENERGY STAR certified dishwasher - high temp - Under Counter	non-ENERGYSTAR dishwasher at end of life - high temp -Under Counter- electric building and natural gas booster water heating
405	NWS	Commercial	All	Restaurant	Food Services Equipment	ENERGY STAR Dishwasher	ENERGY STAR certified dishwasher - high temp - Stationary Single Tank Door	non-ENERGYSTAR dishwasher at end of life - high temp -Stationary Single Tank Door - electric building and natural gas booster water heating
406	NWS	Commercial	All	Restaurant	Food Services Equipment	ENERGY STAR Dishwasher	ENERGY STAR certified dishwasher - high temp - Single Tank Conveyor	non-ENERGYSTAR dishwasher at end of life - high temp - Single Tank Conveyor - electric building and natural gas booster water heating
407	NWS	Commercial	All	Restaurant	Food Services Equipment	ENERGY STAR Dishwasher	ENERGY STAR certified dishwasher - high temp - Multi Tank Conveyor	non-ENERGYSTAR dishwasher at end of life - high temp - Multi Tank Conveyor - electric building and natural gas booster water heating
408	NWS	Commercial	All	Restaurant	Food Services Equipment	ENERGY STAR Dishwasher	ENERGY STAR certified dishwasher - high temp - Pot, Pan, and Utensil	non-ENERGYSTAR dishwasher at end of life - high temp -Pot, Pan, and Utensil- electric building and natural gas booster water heating
409	NWS	Commercial	All	Hospital	Food Services Equipment	ENERGY STAR Fryer	ENERGY STAR Certified Electric Standard Fryer	Non-ENERGY STAR Certified Electric Standard Fryer
410	NWS	Commercial	All	Hospital	Food Services Equipment	ENERGY STAR Fryer	ENERGY STAR Certified Electric Large Vat Fryer	Non-ENERGY STAR Certified Electric Large Vat Fryer
411	NWS	Commercial	All	K12 Education	Food Services Equipment	ENERGY STAR Fryer	ENERGY STAR Certified Electric Standard Fryer	Non-ENERGY STAR Certified Electric Standard Fryer
412	NWS	Commercial	All	K12 Education	Food Services Equipment	ENERGY STAR Fryer	ENERGY STAR Certified Electric Large Vat Fryer	Non-ENERGY STAR Certified Electric Large Vat Fryer
413	NWS	Commercial	All	Education with Summer Sessions	Food Services Equipment	ENERGY STAR Fryer	ENERGY STAR Certified Electric Standard Fryer	Non-ENERGY STAR Certified Electric Standard Fryer
414	NWS	Commercial	All	Education with Summer Sessions	Food Services Equipment	ENERGY STAR Fryer	ENERGY STAR Certified Electric Large Vat Fryer	Non-ENERGY STAR Certified Electric Large Vat Fryer
415	NWS	Commercial	All	Lodging	Food Services Equipment	ENERGY STAR Fryer	ENERGY STAR Certified Electric Standard Fryer	Non-ENERGY STAR Certified Electric Standard Fryer
416	NWS	Commercial	All	Lodging	Food Services Equipment	ENERGY STAR Fryer	ENERGY STAR Certified Electric Large Vat Fryer	Non-ENERGY STAR Certified Electric Large Vat Fryer
417	NWS	Commercial	All	Restaurant	Food Services Equipment	ENERGY STAR Fryer	ENERGY STAR Certified Electric Standard Fryer	Non-ENERGY STAR Certified Electric Standard Fryer
418	NWS	Commercial	All	Restaurant	Food Services Equipment	ENERGY STAR Fryer	ENERGY STAR Certified Electric Large Vat Fryer	Non-ENERGY STAR Certified Electric Large Vat Fryer
419	NWS	Commercial	All	Hospital	Food Services Equipment	ENERGY STAR Griddle	ENERGY STAR electric griddle	Non-ENERGYSTAR electric griddle
420	NWS	Commercial	All	K12 Education	Food Services Equipment	ENERGY STAR Griddle	ENERGY STAR electric griddle	Non-ENERGYSTAR electric griddle

MEASURE DESCRIPTION								
Measure ID	Weather Sensitive	Sector	Sub-Sector	Building Type	End Use	Measure Name	Efficient Measure Definition	Base Measure Definition
421	NWS	Commercial	All	Education with Summer Sessions	Food Services Equipment	ENERGY STAR Griddle	ENERGY STAR electric griddle	Non-ENERGYSTAR electric griddle
422	NWS	Commercial	All	Lodging	Food Services Equipment	ENERGY STAR Griddle	ENERGY STAR electric griddle	Non-ENERGYSTAR electric griddle
423	NWS	Commercial	All	Restaurant	Food Services Equipment	ENERGY STAR Griddle	ENERGY STAR electric griddle	Non-ENERGYSTAR electric griddle
424	NWS	Commercial	All	Hospital	Food Services Equipment	ENERGY STAR Hot Food Holding Cabinets	ENERGY STAR HFHC - Full Size	Non-ENERGYSTAR electric HFHC
425	NWS	Commercial	All	K12 Education	Food Services Equipment	ENERGY STAR Hot Food Holding Cabinets	ENERGY STAR HFHC - Full Size	Non-ENERGYSTAR electric HFHC
426	NWS	Commercial	All	Education with Summer Sessions	Food Services Equipment	ENERGY STAR Hot Food Holding Cabinets	ENERGY STAR HFHC - Full Size	Non-ENERGYSTAR electric HFHC
427	NWS	Commercial	All	Lodging	Food Services Equipment	ENERGY STAR Hot Food Holding Cabinets	ENERGY STAR HFHC - Full Size	Non-ENERGYSTAR electric HFHC
428	NWS	Commercial	All	Restaurant	Food Services Equipment	ENERGY STAR Hot Food Holding Cabinets	ENERGY STAR HFHC - Full Size	Non-ENERGYSTAR electric HFHC
429	NWS	Commercial	All	Hospital	Food Services Equipment	ENERGY STAR Electric Convection Ovens	ENERGY STAR Electric Convection Ovens - Full Size	Non-ENERGY STAR Electric Convection Ovens - Full Size
430	NWS	Commercial	All	Hospital	Food Services Equipment	ENERGY STAR Electric Convection Ovens	ENERGY STAR Electric Convection Ovens - Half Size	Non-ENERGY STAR Electric Convection Ovens - Half Size
431	NWS	Commercial	All	K12 Education	Food Services Equipment	ENERGY STAR Electric Convection Ovens	ENERGY STAR Electric Convection Ovens - Full Size	Non-ENERGY STAR Electric Convection Ovens - Full Size
432	NWS	Commercial	All	K12 Education	Food Services Equipment	ENERGY STAR Electric Convection Ovens	ENERGY STAR Electric Convection Ovens - Half Size	Non-ENERGY STAR Electric Convection Ovens - Half Size
433	NWS	Commercial	All	Education with Summer Sessions	Food Services Equipment	ENERGY STAR Electric Convection Ovens	ENERGY STAR Electric Convection Ovens - Full Size	Non-ENERGY STAR Electric Convection Ovens - Full Size
434	NWS	Commercial	All	Education with Summer Sessions	Food Services Equipment	ENERGY STAR Electric Convection Ovens	ENERGY STAR Electric Convection Ovens - Half Size	Non-ENERGY STAR Electric Convection Ovens - Half Size
435	NWS	Commercial	All	Lodging	Food Services Equipment	ENERGY STAR Electric Convection Ovens	ENERGY STAR Electric Convection Ovens - Full Size	Non-ENERGY STAR Electric Convection Ovens - Full Size
436	NWS	Commercial	All	Lodging	Food Services Equipment	ENERGY STAR Electric Convection Ovens	ENERGY STAR Electric Convection Ovens - Half Size	Non-ENERGY STAR Electric Convection Ovens - Half Size
437	NWS	Commercial	All	Restaurant	Food Services Equipment	ENERGY STAR Electric Convection Ovens	ENERGY STAR Electric Convection Ovens - Full Size	Non-ENERGY STAR Electric Convection Ovens - Full Size
438	NWS	Commercial	All	Restaurant	Food Services Equipment	ENERGY STAR Electric Convection Ovens	ENERGY STAR Electric Convection Ovens - Half Size	Non-ENERGY STAR Electric Convection Ovens - Half Size
439	NWS	Commercial	All	K12 Education	Food Services Equipment	ENERGY STAR Steam Cooker	ENERGY STAR Steam Cooker	Non-ENERGY STAR Steam Cooker
440	NWS	Commercial	All	Education with Summer Sessions	Food Services Equipment	ENERGY STAR Steam Cooker	ENERGY STAR Steam Cooker	Non-ENERGY STAR Steam Cooker
441	NWS	Commercial	All	Lodging	Food Services Equipment	ENERGY STAR Steam Cooker	ENERGY STAR Steam Cooker	Non-ENERGY STAR Steam Cooker
442	NWS	Commercial	All	Restaurant	Food Services Equipment	ENERGY STAR Steam Cooker	ENERGY STAR Steam Cooker	Non-ENERGY STAR Steam Cooker
443	NWS	Commercial	All	Hospital	Food Services Equipment	EPA WaterSense Pre-Rinse Spray Valve	EPA WaterSense pre-rinse spray valve w/ flow rate of 1.28 gpm	Conventional pre-rinse spray valve w/ flow rate of 1.6 gpm
444	NWS	Commercial	All	Education with Summer Sessions	Food Services Equipment	EPA WaterSense Pre-Rinse Spray Valve	EPA WaterSense pre-rinse spray valve w/ flow rate of 1.28 gpm	Conventional pre-rinse spray valve w/ flow rate of 1.6 gpm
445	NWS	Commercial	All	Lodging	Food Services Equipment	EPA WaterSense Pre-Rinse Spray Valve	EPA WaterSense pre-rinse spray valve w/ flow rate of 1.28 gpm	Conventional pre-rinse spray valve w/ flow rate of 1.6 gpm
446	NWS	Commercial	All	Restaurant	Food Services Equipment	EPA WaterSense Pre-Rinse Spray Valve	EPA WaterSense pre-rinse spray valve w/ flow rate of 1.28 gpm	Conventional pre-rinse spray valve w/ flow rate of 1.6 gpm
447	NWS	Commercial	All	Hospital	Service Hot Water	Electric Storage Water Heater	Electric, Storage Capacity = 50 gallons, EF = 0.95	Electric, Storage Capacity = 50 gallons
448	NWS	Commercial	All	Hospital	Service Hot Water	Electric Storage Water Heater	Electric, Storage Capacity = 80 gallons, EF = 0.95	Electric, Storage Capacity = 80 gallons
449	NWS	Commercial	All	K12 Education	Service Hot Water	Electric Storage Water Heater	Electric, Storage Capacity = 50 gallons, EF = 0.96	Electric, Storage Capacity = 50 gallons
450	NWS	Commercial	All	K12 Education	Service Hot Water	Electric Storage Water Heater	Electric, Storage Capacity = 80 gallons, EF = 0.96	Electric, Storage Capacity = 80 gallons
451	NWS	Commercial	All	K12 Education	Service Hot Water	Electric Storage Water Heater	Electric, Storage Capacity = 100 gallons, EF = 0.96	Electric, Storage Capacity = 100 gallons
452	NWS	Commercial	All	Education with Summer Sessions	Service Hot Water	Electric Storage Water Heater	Electric, Storage Capacity = 50 gallons, EF = 0.97	Electric, Storage Capacity = 50 gallons
453	NWS	Commercial	All	Education with Summer Sessions	Service Hot Water	Electric Storage Water Heater	Electric, Storage Capacity = 80 gallons, EF = 0.97	Electric, Storage Capacity = 80 gallons
454	NWS	Commercial	All	Education with Summer Sessions	Service Hot Water	Electric Storage Water Heater	Electric, Storage Capacity = 100 gallons, EF = 0.97	Electric, Storage Capacity = 100 gallons
455	NWS	Commercial	All	Lodging	Service Hot Water	Electric Storage Water Heater	Electric, Storage Capacity = 50 gallons, EF = 0.98	Electric, Storage Capacity = 50 gallons
456	NWS	Commercial	All	Lodging	Service Hot Water	Electric Storage Water Heater	Electric, Storage Capacity = 80 gallons, EF = 0.98	Electric, Storage Capacity = 80 gallons
457	NWS	Commercial	All	Lodging	Service Hot Water	Electric Storage Water Heater	Electric, Storage Capacity = 100 gallons, EF = 0.98	Electric, Storage Capacity = 100 gallons
458	NWS	Commercial	All	Restaurant	Service Hot Water	Electric Storage Water Heater	Electric, Storage Capacity = 50 gallons, EF = 0.99	Electric, Storage Capacity = 50 gallons
459	NWS	Commercial	All	Restaurant	Service Hot Water	Electric Storage Water Heater	Electric, Storage Capacity = 80 gallons, EF = 0.99	Electric, Storage Capacity = 80 gallons
460	NWS	Commercial	All	Restaurant	Service Hot Water	Electric Storage Water Heater	Electric, Storage Capacity = 100 gallons, EF = 0.99	Electric, Storage Capacity = 100 gallons
461	NWS	Commercial	All	Hospital	Service Hot Water	Heat Pump Storage Water Heater	Heat Pump Water Heater COP 2	Large Electric Resistance TE .98
462	NWS	Commercial	All	K12 Education	Service Hot Water	Heat Pump Storage Water Heater	Heat Pump Water Heater COP 2	Large Electric Resistance TE .98
463	NWS	Commercial	All	Education with Summer Sessions	Service Hot Water	Heat Pump Storage Water Heater	Heat Pump Water Heater COP 2	Large Electric Resistance TE .98
464	NWS	Commercial	All	Lodging	Service Hot Water	Heat Pump Storage Water Heater	Heat Pump Water Heater COP 2	Large Electric Resistance TE .98
465	NWS	Commercial	All	Restaurant	Service Hot Water	Heat Pump Storage Water Heater	Heat Pump Water Heater COP 2	Large Electric Resistance TE .98
466	NWS	Commercial	All	Hospital	Service Hot Water	Low Flow Faucet Aerators - Electric DHW fuel	Faucet aerator, < 1.5 GPM	Faucet aerator, 2.25 GPM
467	NWS	Commercial	All	K12 Education	Service Hot Water	Low Flow Faucet Aerators - Electric DHW fuel	Faucet aerator, < 1.5 GPM	Faucet aerator, 2.25 GPM
468	NWS	Commercial	All	Education with Summer Sessions	Service Hot Water	Low Flow Faucet Aerators - Electric DHW fuel	Faucet aerator, < 1.5 GPM	Faucet aerator, 2.25 GPM
469	NWS	Commercial	All	Lodging	Service Hot Water	Low Flow Faucet Aerators - Electric DHW fuel	Faucet aerator, < 1.5 GPM	Faucet aerator, 2.25 GPM
470	NWS	Commercial	All	Restaurant	Service Hot Water	Low Flow Faucet Aerators - Electric DHW fuel	Faucet aerator, < 1.5 GPM	Faucet aerator, 2.25 GPM
471	NWS	Commercial	Small Commercial	All	Lighting	Small Business Program Audit & Direct Install	15 W CFL	43W EISA compliant lamp
472	NWS	Commercial	Small Commercial	All	Lighting	Small Business Program Audit & Direct Install	12.5 W Omni-directional Energystar LED	43W EISA compliant lamp
473	NWS	Commercial	Small Commercial	All	Service Hot Water	Small Business Program Audit & Direct Install	Faucet Aerators and Pre-Rinse Valves	
474	NWS	Commercial	Small Commercial	All	Lighting	Small Business Program Lighting Upgrade Package	Lighting Upgrade Package Including Linear Flourescents and LEDs	
475	NWS	Commercial	Small Commercial	All	Refrigeration	Small Business Program Refrigeration Upgrade Package	Refrigeration Upgrade Package	
476	NWS	Commercial	All	Data Center	HVAC	Air Flow Management	High-efficiency airflow configuration - Data Center - 5000 ft2	Baseline data center post energy audit - Data Center - 5000 ft2
477	NWS	Commercial	All	Data Center	HVAC	Air Flow Management	High-efficiency airflow configuration - Data Center - 10000 ft2	Baseline data center post energy audit - Data Center - 10000 ft2
478	NWS	Commercial	All	Data Center	HVAC	Air Flow Management	High-efficiency airflow configuration - Data Center - 25000 ft2	Baseline data center post energy audit - Data Center - 25000 ft2
479	NWS	Commercial	All	Data Center	HVAC	Air Flow Management	High-efficiency airflow configuration - Data Center - 50000 ft2	Baseline data center post energy audit - Data Center - 50000 ft2
480	NWS	Commercial	All	Data Center	Miscellaneous	Load Distribution	Data center with application optimization and load balancing - Data Center - 5000 ft2	Baseline data center post energy audit - Data Center - 5000 ft2

MEASURE DESCRIPTION								
Measure ID	Weather Sensitive	Sector	Sub-Sector	Building Type	End Use	Measure Name	Efficient Measure Definition	Base Measure Definition
481	NWS	Commercial	All	Data Center	Miscellaneous	Load Distribution	Data center with application optimization and load balancing - Data Center - 10000 ft2	Baseline data center post energy audit - Data Center - 10000 ft2
482	NWS	Commercial	All	Data Center	Miscellaneous	Load Distribution	Data center with application optimization and load balancing - Data Center - 25000 ft2	Baseline data center post energy audit - Data Center - 25000 ft2
483	NWS	Commercial	All	Data Center	Miscellaneous	Load Distribution	Data center with application optimization and load balancing - Data Center - 50000 ft2	Baseline data center post energy audit - Data Center - 50000 ft2
484	NWS	Commercial	All	Data Center	HVAC	Waterside Economizer	Waterside economizer and associate controls installed - Data Center - 25000 ft2	Baseline data center post energy audit - Data Center - 25000 ft2
485	NWS	Commercial	All	Data Center	HVAC	Waterside Economizer	Waterside economizer and associate controls installed - Data Center - 50000 ft2	Baseline data center post energy audit - Data Center - 50000 ft2
486	NWS	Commercial	All	Data Center	HVAC	Air Flow Management	High-efficiency airflow configuration - Data Center - 5000 ft2	Baseline data center post energy audit - Data Center - 5000 ft2
487	NWS	Commercial	All	Data Center	HVAC	Air Flow Management	High-efficiency airflow configuration - Data Center - 10000 ft2	Baseline data center post energy audit - Data Center - 10000 ft2
488	NWS	Commercial	All	Data Center	HVAC	Air Flow Management	High-efficiency airflow configuration - Data Center - 25000 ft2	Baseline data center post energy audit - Data Center - 25000 ft2
489	NWS	Commercial	All	Data Center	HVAC	Air Flow Management	High-efficiency airflow configuration - Data Center - 50000 ft2	Baseline data center post energy audit - Data Center - 50000 ft2
490	NWS	Commercial	All	Data Center	Miscellaneous	Load Distribution	Data center with transformerless PDU's and load balancing - Data Center - 5000 ft2	Baseline data center post energy audit - Data Center - 5000 ft2
491	NWS	Commercial	All	Data Center	Miscellaneous	Load Distribution	Data center with transformerless PDU's and load balancing - Data Center - 10000 ft2	Baseline data center post energy audit - Data Center - 10000 ft2
492	NWS	Commercial	All	Data Center	Miscellaneous	Load Distribution	Data center with transformerless PDU's and load balancing - Data Center - 25000 ft2	Baseline data center post energy audit - Data Center - 25000 ft2
493	NWS	Commercial	All	Data Center	Miscellaneous	Load Distribution	Data center with transformerless PDU's and load balancing - Data Center - 50000 ft2	Baseline data center post energy audit - Data Center - 50000 ft2
494	NWS	Commercial	All	Data Center	HVAC	Waterside Economizer	Waterside economizer and associate controls installed - Data Center - 25000 ft2	Baseline data center post energy audit - Data Center - 25000 ft2
495	NWS	Commercial	All	Data Center	HVAC	Waterside Economizer	Waterside economizer and associate controls installed - Data Center - 50000 ft2	Baseline data center post energy audit - Data Center - 50000 ft2
496	WS	Commercial	Large Commercial	All	Misc	Commercial New Construction	Large Commercial Building performing 10% better than ASHRAE90.1-2010	ASHRAE90.1-2010 Compliant Building
497	WS	Commercial	Large Commercial	All	Misc	Commercial New Construction	Large Commercial Building performing 10% better than ASHRAE90.1-2013	ASHRAE90.1-2013 Compliant Building
498	WS	Commercial	Small Commercial	All	Misc	Commercial New Construction	Small Commercial Building performing 10% better than ASHRAE90.1-2010	ASHRAE90.1-2010 Compliant Building
499	WS	Commercial	Small Commercial	All	Misc	Commercial New Construction	Small Commercial Building performing 10% better than ASHRAE90.1-2013	ASHRAE90.1-2013 Compliant Building
500	WS	Commercial	Large Commercial	All	Misc	Retrocommissioning	RCx of Commercial Building over 100,000sqft area	
501	WS	Commercial	Large Commercial	All	Misc	Retrocommissioning	RCx of Commercial Building between 25,000 and 100,000 sqft area	
502	NWS	Commercial	All	All	Misc	Enabled Dynamic Pricing (Non-Res)	Enabled Pricing	
503	NWS	Commercial	All	All	Misc	Non-Enabled Dynamic Pricing (Non-Res)	Non-Enabled Pricing	

MEASURE DESCRIPTION											MEASURE INCREMENTAL SAVINGS PER UNIT					
Measure ID	Weather Sensitive	Sector	Sub-Sector	Building Type	End Use	Measure Name	Measure Unit Name	Retrofit (RET), Replace-on-Burnout (ROB), or New Construction (NEW)	Baseline Unit Lifetime (Years)	Efficient Unit Lifetime (Years)	Total Incremental Cost	Annual kWh Savings	Annual kW Coincident Peak Savings	Annual Gas Savings (Therms)	Annual kWh Increases	Annual kW Coincident Peak Increases
1	WS	Commer	Small Commercial	All	HVAC	Unitary and Split System AC/HP Equipment	per ton	ROB	15	15	$140.00	176	0.0530	0	0	0
2	WS	Commer	Small Commercial	All	HVAC	Unitary and Split System AC/HP Equipment	per ton	ROB	15	15	$160.00	168	0.0770	0	0	0
3	WS	Commer	Small Commercial	All	HVAC	Unitary and Split System AC/HP Equipment	per ton	ROB	15	15	$180.00	124	0.0530	0	0	0
4	WS	Commer	Small Commercial	All	HVAC	Unitary and Split System AC/HP Equipment	per ton	ROB	15	15	$200.00	293	0.0770	0	0	0
5	WS	Commer	Small Commercial	All	HVAC	Unitary and Split System AC/HP Equipment	per ton	ROB	15	15	$140.00	66	0.0530	0	0	0
6	WS	Commer	Small Commercial	All	HVAC	Unitary and Split System AC/HP Equipment	per ton	ROB	15	15	$160.00	150	0.0770	0	0	0
7	WS	Commer	Small Commercial	All	HVAC	Unitary and Split System AC/HP Equipment	per ton	ROB	15	15	$160.00	129	0.0940	0	0	0
8	WS	Commer	Small Commercial	All	HVAC	Unitary and Split System AC/HP Equipment	per ton	ROB	15	15	$160.00	247	0.0780	0	0	0
9	WS	Commer	Small Commercial	All	HVAC	Unitary and Split System AC/HP Equipment	per ton	ROB	15	15	$180.00	124	0.0530	0	0	0
10	WS	Commer	Small Commercial	All	HVAC	Unitary and Split System AC/HP Equipment	per ton	ROB	15	15	$200.00	293	0.0770	0	0	0
11	WS	Commer	Small Commercial	All	HVAC	Unitary and Split System AC/HP Equipment	per ton	ROB	15	15	$200.00	249	0.0940	0	0	0
12	WS	Commer	Small Commercial	All	HVAC	Unitary and Split System AC/HP Equipment	per ton	ROB	15	15	$200.00	308	0.0780	0	0	0
13	WS	Commer	Large Commercial	K12	HVAC	Unitary and Split System AC/HP Equipment	per ton	ROB	15	15	$160.00	98	0.0630	0	0	0
14	WS	Commer	Large Commercial	Education	HVAC	Unitary and Split System AC/HP Equipment	per ton	ROB	15	15	$160.00	211	0.0630	0	0	0
15	WS	Commer	Large Commercial	Lodging	HVAC	Unitary and Split System AC/HP Equipment	per ton	ROB	15	15	$160.00	332	0.0680	0	0	0
16	WS	Commer	Large Commercial	General	HVAC	Unitary and Split System AC/HP Equipment	per ton	ROB	15	15	$160.00	217	0.0750	0	0	0
17	WS	Commer	Large Commercial	K12	HVAC	Unitary and Split System AC/HP Equipment	per ton	ROB	15	15	$200.00	122	0.0630	0	0	0
18	WS	Commer	Large Commercial	Education	HVAC	Unitary and Split System AC/HP Equipment	per ton	ROB	15	15	$200.00	264	0.0630	0	0	0
19	WS	Commer	Large Commercial	Lodging	HVAC	Unitary and Split System AC/HP Equipment	per ton	ROB	15	15	$200.00	414	0.0680	0	0	0
20	WS	Commer	Large Commercial	General	HVAC	Unitary and Split System AC/HP Equipment	per ton	ROB	15	15	$200.00	270	0.0750	0	0	0
21	WS	Commer	Large Commercial	K12	HVAC	Unitary and Split System AC/HP Equipment	per ton	ROB	15	15	$160.00	87	0.0590	0	0	0
22	WS	Commer	Large Commercial	Education	HVAC	Unitary and Split System AC/HP Equipment	per ton	ROB	15	15	$160.00	189	0.0590	0	0	0
23	WS	Commer	Large Commercial	Lodging	HVAC	Unitary and Split System AC/HP Equipment	per ton	ROB	15	15	$160.00	297	0.0640	0	0	0
24	WS	Commer	Large Commercial	General	HVAC	Unitary and Split System AC/HP Equipment	per ton	ROB	15	15	$160.00	194	0.0700	0	0	0
25	WS	Commer	Small Commercial	All	HVAC	Unitary and Split System AC/HP Equipment	per ton	ROB	15	15	$140.00	124	0.0530	0	0	0
26	WS	Commer	Small Commercial	All	HVAC	Unitary and Split System AC/HP Equipment	per ton	ROB	15	15	$160.00	151	0.0770	0	0	0
27	WS	Commer	Small Commercial	All	HVAC	Unitary and Split System AC/HP Equipment	per ton	ROB	15	15	$140.00	124	0.0530	0	0	0
28	WS	Commer	Small Commercial	All	HVAC	Unitary and Split System AC/HP Equipment	per ton	ROB	15	15	$160.00	151	0.0770	0	0	0
29	WS	Commer	Small Commercial	All	HVAC	Unitary and Split System AC/HP Equipment	per ton	ROB	15	15	$160.00	128	0.0940	0	0	0
30	WS	Commer	Small Commercial	All	HVAC	Unitary and Split System AC/HP Equipment	per ton	ROB	15	15	$160.00	129	0.0780	0	0	0
31	WS	Commer	Large Commercial	K12	HVAC	Unitary and Split System AC/HP Equipment	per ton	ROB	15	15	$160.00	51	0.0630	0	0	0
32	WS	Commer	Large Commercial	Education	HVAC	Unitary and Split System AC/HP Equipment	per ton	ROB	15	15	$160.00	111	0.0630	0	0	0
33	WS	Commer	Large Commercial	Lodging	HVAC	Unitary and Split System AC/HP Equipment	per ton	ROB	15	15	$160.00	174	0.0680	0	0	0
34	WS	Commer	Large Commercial	General	HVAC	Unitary and Split System AC/HP Equipment	per ton	ROB	15	15	$160.00	114	0.0750	0	0	0
35	WS	Commer	Large Commercial	K12	HVAC	Unitary and Split System AC/HP Equipment	per ton	ROB	15	15	$160.00	26	0.0590	0	0	0
36	WS	Commer	Large Commercial	Education	HVAC	Unitary and Split System AC/HP Equipment	per ton	ROB	15	15	$160.00	56	0.0590	0	0	0
37	WS	Commer	Large Commercial	Lodging	HVAC	Unitary and Split System AC/HP Equipment	per ton	ROB	15	15	$160.00	88	0.0640	0	0	0
38	WS	Commer	Large Commercial	General	HVAC	Unitary and Split System AC/HP Equipment	per ton	ROB	15	15	$160.00	58	0.0700	0	0	0
39	WS	Commer	Small Commercial	Lodging	HVAC	PTAC	Per Guest Room	ROB	10	10	$84.00	38	0.0280	0	0	0
40	NWS	Commer	Small Commercial	Lodging	HVAC	Occupancy-Based PTAC/PTHP Controls	Retrofit	RET	8	8	$260.00	305	0.1800	0	0	0
41	WS	Commer	Large Commercial	K12	HVAC	Air or Water Cooled Chilling Equipment (Chillers)	per ton	ROB	20	20	$137.00	37	0.0398	0	0	0
42	WS	Commer	Large Commercial	Education	HVAC	Air or Water Cooled Chilling Equipment (Chillers)	per ton	ROB	20	20	$137.00	81	0.0471	0	0	0
43	WS	Commer	Large Commercial	Lodging	HVAC	Air or Water Cooled Chilling Equipment (Chillers)	per ton	ROB	20	20	$137.00	127	0.0432	0	0	0
44	WS	Commer	Large Commercial	General	HVAC	Air or Water Cooled Chilling Equipment (Chillers)	per ton	ROB	20	20	$137.00	83	0.0471	0	0	0
45	WS	Commer	Large Commercial	K12	HVAC	Air or Water Cooled Chilling Equipment (Chillers)	per ton	ROB	20	20	$224.07	85	0.0083	0	0	0
46	WS	Commer	Large Commercial	Education	HVAC	Air or Water Cooled Chilling Equipment (Chillers)	per ton	ROB	20	20	$224.07	185	0.0098	0	0	0
47	WS	Commer	Large Commercial	Lodging	HVAC	Air or Water Cooled Chilling Equipment (Chillers)	per ton	ROB	20	20	$224.07	291	0.0090	0	0	0
48	WS	Commer	Large Commercial	General	HVAC	Air or Water Cooled Chilling Equipment (Chillers)	per ton	ROB	20	20	$224.07	190	0.0099	0	0	0
49	WS	Commer	Large Commercial	Hospital	HVAC	Air or Water Cooled Chilling Equipment (Chillers)	per ton	ROB	20	20	$80.00	91	0.0255	0	0	0
50	WS	Commer	Large Commercial	K12	HVAC	Air or Water Cooled Chilling Equipment (Chillers)	per ton	ROB	20	20	$80.00	23	0.0213	0	0	0
51	WS	Commer	Large Commercial	Education	HVAC	Air or Water Cooled Chilling Equipment (Chillers)	per ton	ROB	20	20	$80.00	50	0.0252	0	0	0
52	WS	Commer	Large Commercial	Lodging	HVAC	Air or Water Cooled Chilling Equipment (Chillers)	per ton	ROB	20	20	$80.00	78	0.0231	0	0	0
53	WS	Commer	Large Commercial	General	HVAC	Air or Water Cooled Chilling Equipment (Chillers)	per ton	ROB	20	20	$80.00	51	0.0252	0	0	0
54	WS	Commer	Large Commercial	Hospital	HVAC	Air or Water Cooled Chilling Equipment (Chillers)	per ton	ROB	20	20	$80.00	253	0.0085	0	0	0
55	WS	Commer	Large Commercial	K12	HVAC	Air or Water Cooled Chilling Equipment (Chillers)	per ton	ROB	20	20	$80.00	64	0.0071	0	0	0
56	WS	Commer	Large Commercial	Education	HVAC	Air or Water Cooled Chilling Equipment (Chillers)	per ton	ROB	20	20	$80.00	139	0.0084	0	0	0
57	WS	Commer	Large Commercial	Lodging	HVAC	Air or Water Cooled Chilling Equipment (Chillers)	per ton	ROB	20	20	$80.00	219	0.0077	0	0	0
58	WS	Commer	Large Commercial	General	HVAC	Air or Water Cooled Chilling Equipment (Chillers)	per ton	ROB	20	20	$80.00	143	0.0085	0	0	0
59	WS	Commer	Large Commercial	Hospital	HVAC	Air or Water Cooled Chilling Equipment (Chillers)	per ton	ROB	25	25	$58.00	91	0.0255	0	0	0
60	WS	Commer	Large Commercial	Education	HVAC	Air or Water Cooled Chilling Equipment (Chillers)	per ton	ROB	25	25	$58.00	50	0.0252	0	0	0

MEASURE DESCRIPTION											MEASURE INCREMENTAL SAVINGS PER UNIT					
Measure ID	Weather Sensitive	Sector	Sub-Sector	Building Type	End Use	Measure Name	Measure Unit Name	Retrofit (RET), Replace-on-Burnout (ROB), or New Construction (NEW)	Baseline Unit Lifetime (Years)	Efficient Unit Lifetime (Years)	Total Incremental Cost	Annual kWh Savings	Annual kW Coincident Peak Savings	Annual Gas Savings (Therms)	Annual kWh Increases	Annual kW Coincident Peak Increases
61	WS	Commer	Large Commercial	Lodging	HVAC	Air or Water Cooled Chilling Equipment (Chillers)	per ton	ROB	25	25	$58.00	78	0.0231	0	0	0
62	WS	Commer	Large Commercial	General	HVAC	Air or Water Cooled Chilling Equipment (Chillers)	per ton	ROB	25	25	$58.00	51	0.0252	0	0	0
63	WS	Commer	Large Commercial	Hospital	HVAC	Air or Water Cooled Chilling Equipment (Chillers)	per ton	ROB	25	25	$138.09	290	0.0085	0	0	0
64	WS	Commer	Large Commercial	Education	HVAC	Air or Water Cooled Chilling Equipment (Chillers)	per ton	ROB	25	25	$138.09	159	0.0084	0	0	0
65	WS	Commer	Large Commercial	Lodging	HVAC	Air or Water Cooled Chilling Equipment (Chillers)	per ton	ROB	25	25	$138.09	250	0.0077	0	0	0
66	WS	Commer	Large Commercial	General	HVAC	Air or Water Cooled Chilling Equipment (Chillers)	per ton	ROB	25	25	$138.09	163	0.0085	0	0	0
67	NWS	Commer	Large Commercial	Hospital	HVAC	Variable Speed Drives for HVAC	Per HP	RET	15	15	$175.00	2,921	0.0780	0	0	0
68	NWS	Commer	Large Commercial	Hospital	HVAC	Variable Speed Drives for HVAC	Per HP	RET	15	15	$280.00	1,478	0.1770	0	0	0
69	NWS	Commer	Large Commercial	Hospital	HVAC	Variable Speed Drives for HVAC	Per HP	RET	15	15	$280.00	3,109	0.0000	0	0	0
70	NWS	Commer	Large Commercial	Hospital	HVAC	Variable Speed Drives for HVAC	Per HP	RET	15	15	$175.00	4,409	0.1050	0	0	0
71	NWS	Commer	Large Commercial	K12	HVAC	Variable Speed Drives for HVAC	Per HP	RET	15	15	$175.00	833	0.0780	0	0	0
72	NWS	Commer	Large Commercial	K12	HVAC	Variable Speed Drives for HVAC	Per HP	RET	15	15	$280.00	561	0.1770	0	0	0
73	NWS	Commer	Large Commercial	K12	HVAC	Variable Speed Drives for HVAC	Per HP	RET	15	15	$280.00	3,109	0.0000	0	0	0
74	NWS	Commer	Large Commercial	K12	HVAC	Variable Speed Drives for HVAC	Per HP	RET	15	15	$175.00	1,258	0.1050	0	0	0
75	NWS	Commer	Large Commercial	Education	HVAC	Variable Speed Drives for HVAC	Per HP	RET	15	15	$175.00	985	0.0780	0	0	0
76	NWS	Commer	Large Commercial	Education	HVAC	Variable Speed Drives for HVAC	Per HP	RET	15	15	$280.00	627	0.1770	0	0	0
77	NWS	Commer	Large Commercial	Education	HVAC	Variable Speed Drives for HVAC	Per HP	RET	15	15	$280.00	3,109	0.0000	0	0	0
78	NWS	Commer	Large Commercial	Education	HVAC	Variable Speed Drives for HVAC	Per HP	RET	15	15	$175.00	1,487	0.1050	0	0	0
79	NWS	Commer	Large Commercial	Lodging	HVAC	Variable Speed Drives for HVAC	Per HP	RET	15	15	$175.00	1,167	0.0780	0	0	0
80	NWS	Commer	Large Commercial	Lodging	HVAC	Variable Speed Drives for HVAC	Per HP	RET	15	15	$280.00	708	0.1770	0	0	0
81	NWS	Commer	Large Commercial	Lodging	HVAC	Variable Speed Drives for HVAC	Per HP	RET	15	15	$280.00	3,109	0.0000	0	0	0
82	NWS	Commer	Large Commercial	Lodging	HVAC	Variable Speed Drives for HVAC	Per HP	RET	15	15	$175.00	1,762	0.1050	0	0	0
83	NWS	Commer	Large Commercial	General	HVAC	Variable Speed Drives for HVAC	Per HP	RET	15	15	$175.00	1,428	0.0780	0	0	0
84	NWS	Commer	Large Commercial	General	HVAC	Variable Speed Drives for HVAC	Per HP	RET	15	15	$280.00	822	0.1770	0	0	0
85	NWS	Commer	Large Commercial	General	HVAC	Variable Speed Drives for HVAC	Per HP	RET	15	15	$280.00	3,109	0.0000	0	0	0
86	NWS	Commer	Large Commercial	General	HVAC	Variable Speed Drives for HVAC	Per HP	RET	15	15	$175.00	2,156	0.1050	0	0	0
87	NWS	Commer	Small Commercial	All	HVAC	Dual Enthalpy Economizer	Per Sqft	ROB	10	10	$250.00	896	0.0000	0	0	0
88	NWS	Commer	Large Commercial	All	HVAC	Dual Enthalpy Economizer	Per Sqft	ROB	10	10	$2,000.00	8,545	0.0000	0	0	0
89	NWS	Commer	Small Commercial	All	HVAC	Demand Controlled Ventilation	Per Sqft	ROB	10	10	$600.00	2,536	2.2641	0	0	0
90	NWS	Commer	Large Commercial	All	HVAC	Demand Controlled Ventilation	Per Sqft	ROB	10	10	$3,960.55	8,221	0.0000	0	0	0
91	WS	Commer	Small Commercial	All	HVAC	Ground Source Heatpump	Per ton	ROB	15	15	$750.00	345	0.2910	0	0	0
92	WS	Commer	Small Commercial	All	HVAC	AC Tune-Up	Per ton	RET	5	5	$35.00	56	0.0503	0	0	0
93	NWS	Commer	Small Commercial	All	HVAC	Electronically Commutated Motors for Refrigeration and HVAC Applications	Per HP	RET	15	15	$400.00	2,895	0.6600	0	0	0
94	NWS	Commer	All	Hospital	Lighting	High Performance T8/T5 with Low-BF Ballast	Per Fixure	RET	12	12	$50.00	39	0.0066	0	0	0
95	NWS	Commer	All	Hospital	Lighting	High Performance T8/T5 with Low-BF Ballast	Per Fixure	RET	12	12	$55.00	56	0.0094	0	0	0
96	NWS	Commer	All	Hospital	Lighting	High Performance T8/T5 with Low-BF Ballast	Per Fixure	RET	12	12	$60.00	90	0.0150	0	0	0
97	NWS	Commer	All	Hospital	Lighting	High Performance T8/T5 with Low-BF Ballast	Per Fixure	RET	12	12	$65.00	112	0.0187	0	0	0
98	NWS	Commer	All	K12	Lighting	High Performance T8/T5 with Low-BF Ballast	Per Fixure	RET	25	25	$50.00	19	0.0039	0	0	0
99	NWS	Commer	All	K12	Lighting	High Performance T8/T5 with Low-BF Ballast	Per Fixure	RET	25	25	$55.00	27	0.0056	0	0	0
100	NWS	Commer	All	K12	Lighting	High Performance T8/T5 with Low-BF Ballast	Per Fixure	RET	25	25	$60.00	44	0.0090	0	0	0
101	NWS	Commer	All	K12	Lighting	High Performance T8/T5 with Low-BF Ballast	Per Fixure	RET	25	25	$65.00	54	0.0113	0	0	0
102	NWS	Commer	All	Education	Lighting	High Performance T8/T5 with Low-BF Ballast	Per Fixure	RET	20	20	$50.00	25	0.0058	0	0	0
103	NWS	Commer	All	Education	Lighting	High Performance T8/T5 with Low-BF Ballast	Per Fixure	RET	20	20	$55.00	35	0.0083	0	0	0
104	NWS	Commer	All	Education	Lighting	High Performance T8/T5 with Low-BF Ballast	Per Fixure	RET	20	20	$60.00	56	0.0132	0	0	0
105	NWS	Commer	All	Education	Lighting	High Performance T8/T5 with Low-BF Ballast	Per Fixure	RET	20	20	$65.00	70	0.0166	0	0	0
106	NWS	Commer	All	Lodging	Lighting	High Performance T8/T5 with Low-BF Ballast	Per Fixure	RET	11	11	$50.00	45	0.0069	0	0	0
107	NWS	Commer	All	Lodging	Lighting	High Performance T8/T5 with Low-BF Ballast	Per Fixure	RET	11	11	$55.00	65	0.0098	0	0	0
108	NWS	Commer	All	Lodging	Lighting	High Performance T8/T5 with Low-BF Ballast	Per Fixure	RET	11	11	$60.00	104	0.0157	0	0	0
109	NWS	Commer	All	Lodging	Lighting	High Performance T8/T5 with Low-BF Ballast	Per Fixure	RET	11	11	$65.00	130	0.0197	0	0	0
110	NWS	Commer	All	General	Lighting	High Performance T8/T5 with Low-BF Ballast	Per Fixure	RET	19	19	$50.00	26	0.0065	0	0	0
111	NWS	Commer	All	General	Lighting	High Performance T8/T5 with Low-BF Ballast	Per Fixure	RET	19	19	$55.00	37	0.0092	0	0	0
112	NWS	Commer	All	General	Lighting	High Performance T8/T5 with Low-BF Ballast	Per Fixure	RET	19	19	$60.00	59	0.0148	0	0	0
113	NWS	Commer	All	General	Lighting	High Performance T8/T5 with Low-BF Ballast	Per Fixure	RET	19	19	$65.00	73	0.0185	0	0	0
114	NWS	Commer	All	General	Lighting	High Performance T8/T5 with Low-BF Ballast	Per Fixure	RET	17	17	$50.00	28	0.0076	0	0	0
115	NWS	Commer	All	General	Lighting	High Performance T8/T5 with Low-BF Ballast	Per Fixure	RET	17	17	$55.00	41	0.0109	0	0	0
116	NWS	Commer	All	General	Lighting	High Performance T8/T5 with Low-BF Ballast	Per Fixure	RET	17	17	$60.00	65	0.0175	0	0	0
117	NWS	Commer	All	General	Lighting	High Performance T8/T5 with Low-BF Ballast	Per Fixure	RET	17	17	$65.00	81	0.0218	0	0	0
118	NWS	Commer	All	Hospital	Lighting	Reduced Wattage T8/T5 Lamps	Per Lamp	ROB	3	6	$2.00	34	0.0056	0	0	0
119	NWS	Commer	All	K12	Lighting	Reduced Wattage T8/T5 Lamps	Per Lamp	ROB	5	13	$2.00	16	0.0034	0	0	0
120	NWS	Commer	All	Education	Lighting	Reduced Wattage T8/T5 Lamps	Per Lamp	ROB	4	10	$2.00	21	0.0050	0	0	0

MEASURE DESCRIPTION											MEASURE INCREMENTAL SAVINGS PER UNIT					
Measure ID	Weather Sensitive	Sector	Sub-Sector	Building Type	End Use	Measure Name	Measure Unit Name	Retrofit (RET), Replace-on-Burnout (ROB), or New Construction (NEW)	Baseline Unit Lifetime (Years)	Efficient Unit Lifetime (Years)	Total Incremental Cost	Annual kWh Savings	Annual kW Coincident Peak Savings	Annual Gas Savings (Therms)	Annual kWh Increases	Annual kW Coincident Peak Increases
121	NWS	Commer	All	Lodging	Lighting	Reduced Wattage T8/T5 Lamps	Per Lamp	ROB	2	5	$2.00	39	0.0059	0	0	0
122	NWS	Commer	All	General	Lighting	Reduced Wattage T8/T5 Lamps	Per Lamp	ROB	4	10	$2.00	22	0.0055	0	0	0
123	NWS	Commer	All	General	Lighting	Reduced Wattage T8/T5 Lamps	Per Lamp	ROB	4	9	$2.00	24	0.0066	0	0	0
124	NWS	Commer	All	Hospital	Lighting	Reduced Wattage T8/T5 Lamps	Per Lamp	RET	3	6	$7.17	34	0.0056	0	0	0
125	NWS	Commer	All	K12	Lighting	Reduced Wattage T8/T5 Lamps	Per Lamp	RET	5	13	$7.17	16	0.0034	0	0	0
126	NWS	Commer	All	Education	Lighting	Reduced Wattage T8/T5 Lamps	Per Lamp	RET	4	10	$7.17	21	0.0050	0	0	0
127	NWS	Commer	All	Lodging	Lighting	Reduced Wattage T8/T5 Lamps	Per Lamp	RET	2	5	$7.17	39	0.0059	0	0	0
128	NWS	Commer	All	General	Lighting	Reduced Wattage T8/T5 Lamps	Per Lamp	RET	4	10	$7.17	22	0.0055	0	0	0
129	NWS	Commer	All	General	Lighting	Reduced Wattage T8/T5 Lamps	Per Lamp	RET	4	9	$7.17	24	0.0066	0	0	0
130	NWS	Commer	All	Hospital	Lighting	Linear Florescent Fixture Upgrade	Per Lamp	RET	0	11	$49.00	112	0.0187	0	0	0
131	NWS	Commer	All	K12	Lighting	Linear Florescent Fixture Upgrade	Per Lamp	RET	0	11	$49.00	54	0.0113	0	0	0
132	NWS	Commer	All	Education	Lighting	Linear Florescent Fixture Upgrade	Per Lamp	RET	0	11	$49.00	42	0.0166	0	0	0
133	NWS	Commer	All	Lodging	Lighting	Linear Florescent Fixture Upgrade	Per Lamp	RET	0	11	$49.00	130	0.0197	0	0	0
134	NWS	Commer	All	General	Lighting	Linear Florescent Fixture Upgrade	Per Lamp	RET	0	11	$49.00	73	0.0185	0	0	0
135	NWS	Commer	All	General	Lighting	Linear Florescent Fixture Upgrade	Per Lamp	RET	0	11	$49.00	81	0.0218	0	0	0
136	NWS	Commer	All	Hospital	Lighting	Linear Florescent Fixture Upgrade	Per Lamp	RET	0	11	$53.00	225	0.0374	0	0	0
137	NWS	Commer	All	K12	Lighting	Linear Florescent Fixture Upgrade	Per Lamp	RET	0	11	$53.00	109	0.0226	0	0	0
138	NWS	Commer	All	Education	Lighting	Linear Florescent Fixture Upgrade	Per Lamp	RET	0	11	$53.00	140	0.0331	0	0	0
139	NWS	Commer	All	Lodging	Lighting	Linear Florescent Fixture Upgrade	Per Lamp	RET	0	11	$53.00	260	0.0394	0	0	0
140	NWS	Commer	All	General	Lighting	Linear Florescent Fixture Upgrade	Per Lamp	RET	0	11	$53.00	146	0.0370	0	0	0
141	NWS	Commer	All	General	Lighting	Linear Florescent Fixture Upgrade	Per Lamp	RET	0	11	$53.00	163	0.0437	0	0	0
142	NWS	Commer	All	Hospital	Lighting	Linear Florescent Fixture Upgrade	Per Lamp	RET	0	11	$80.00	112	0.0187	0	0	0
143	NWS	Commer	All	K12	Lighting	Linear Florescent Fixture Upgrade	Per Lamp	RET	0	11	$80.00	54	0.0113	0	0	0
144	NWS	Commer	All	Education	Lighting	Linear Florescent Fixture Upgrade	Per Lamp	RET	0	11	$80.00	70	0.0166	0	0	0
145	NWS	Commer	All	Lodging	Lighting	Linear Florescent Fixture Upgrade	Per Lamp	RET	0	11	$80.00	130	0.0197	0	0	0
146	NWS	Commer	All	General	Lighting	Linear Florescent Fixture Upgrade	Per Lamp	RET	0	11	$80.00	73	0.0185	0	0	0
147	NWS	Commer	All	General	Lighting	Linear Florescent Fixture Upgrade	Per Lamp	RET	0	11	$80.00	81	0.0218	0	0	0
148	NWS	Commer	All	Hospital	Lighting	Linear Florescent Fixture Upgrade	Per Lamp	RET	0	11	$80.00	225	0.0374	0	0	0
149	NWS	Commer	All	K12	Lighting	Linear Florescent Fixture Upgrade	Per Lamp	RET	0	11	$80.00	109	0.0226	0	0	0
150	NWS	Commer	All	Education	Lighting	Linear Florescent Fixture Upgrade	Per Lamp	RET	0	11	$80.00	140	0.0331	0	0	0
151	NWS	Commer	All	Lodging	Lighting	Linear Florescent Fixture Upgrade	Per Lamp	RET	0	11	$80.00	260	0.0394	0	0	0
152	NWS	Commer	All	General	Lighting	Linear Florescent Fixture Upgrade	Per Lamp	RET	0	11	$80.00	146	0.0370	0	0	0
153	NWS	Commer	All	General	Lighting	Linear Florescent Fixture Upgrade	Per Lamp	RET	0	11	$80.00	163	0.0437	0	0	0
154	NWS	Commer	All	Hospital	Lighting	Commercial Standard CFL	Per Lamp	ROB	0	1	$1.50	160	0.0266	0	0	0
155	NWS	Commer	All	Hospital	Lighting	Commercial Standard CFL	Per Lamp	ROB	0	1	$5.00	325	0.0542	0	0	0
156	NWS	Commer	All	K12	Lighting	Commercial Standard CFL	Per Lamp	ROB	0	1	$1.50	77	0.0160	0	0	0
157	NWS	Commer	All	K12	Lighting	Commercial Standard CFL	Per Lamp	ROB	0	3	$5.00	158	0.0327	0	0	0
158	NWS	Commer	All	Education	Lighting	Commercial Standard CFL	Per Lamp	ROB	0	2	$1.50	100	0.0235	0	0	0
159	NWS	Commer	All	Education	Lighting	Commercial Standard CFL	Per Lamp	ROB	0	2	$5.00	203	0.0479	0	0	0
160	NWS	Commer	All	Lodging	Lighting	Commercial Standard CFL	Per Lamp	ROB	0	3	$1.50	85	0.0085	0	0	0
161	NWS	Commer	All	Lodging	Lighting	Commercial Standard CFL	Per Lamp	ROB	0	2	$5.00	173	0.0174	0	0	0
162	NWS	Commer	All	General	Lighting	Commercial Standard CFL	Per Lamp	ROB	0	2	$1.50	104	0.0263	0	0	0
163	NWS	Commer	All	General	Lighting	Commercial Standard CFL	Per Lamp	ROB	0	2	$5.00	212	0.0535	0	0	0
164	NWS	Commer	All	General	Lighting	Commercial Standard CFL	Per Lamp	ROB	0	2	$1.50	116	0.0310	0	0	0
165	NWS	Commer	All	General	Lighting	Commercial Standard CFL	Per Lamp	ROB	0	1	$5.00	235	0.0632	0	0	0
166	NWS	Commer	All	Hospital	Lighting	LED Bulbs	Per Lamp	ROB	0	9	$10.00	168	0.0280	0	0	0
167	NWS	Commer	All	Hospital	Lighting	LED Bulbs	Per Lamp	ROB	0	9	$15.00	337	0.0563	0	0	0
168	NWS	Commer	All	K12	Lighting	LED Bulbs	Per Lamp	ROB	0	18	$10.00	81	0.0169	0	0	0
169	NWS	Commer	All	K12	Lighting	LED Bulbs	Per Lamp	ROB	0	18	$15.00	164	0.0339	0	0	0
170	NWS	Commer	All	Education	Lighting	LED Bulbs	Per Lamp	ROB	0	14	$10.00	105	0.0248	0	0	0
171	NWS	Commer	All	Education	Lighting	LED Bulbs	Per Lamp	ROB	0	14	$15.00	211	0.0498	0	0	0
172	NWS	Commer	All	Lodging	Lighting	LED Bulbs	Per Lamp	ROB	0	16	$10.00	90	0.0090	0	0	0
173	NWS	Commer	All	Lodging	Lighting	LED Bulbs	Per Lamp	ROB	0	16	$15.00	180	0.0180	0	0	0
174	NWS	Commer	All	General	Lighting	LED Bulbs	Per Lamp	ROB	0	13	$10.00	110	0.0277	0	0	0
175	NWS	Commer	All	General	Lighting	LED Bulbs	Per Lamp	ROB	0	13	$15.00	220	0.0555	0	0	0
176	NWS	Commer	All	General	Lighting	LED Bulbs	Per Lamp	ROB	0	12	$10.00	122	0.0327	0	0	0
177	NWS	Commer	All	General	Lighting	LED Bulbs	Per Lamp	ROB	0	12	$15.00	244	0.0656	0	0	0
178	NWS	Commer	Large Commercial	All	Lighting	Efficient High Bay Lighting	Per Fixure	RET	11	19	$200.00	315	0.0795	0	0	0
179	NWS	Commer	Small Commercial	All	Lighting	Efficient High Bay Lighting	Per Fixure	RET	10	17	$200.00	350	0.0939	0	0	0
180	NWS	Commer	Large Commercial	All	Lighting	Efficient High Bay Lighting	Per Fixure	RET	10	17	$225.00	524	0.1409	0	0	0

MEASURE DESCRIPTION											MEASURE INCREMENTAL SAVINGS PER UNIT					
Measure ID	Weather Sensitive	Sector	Sub-Sector	Building Type	End Use	Measure Name	Measure Unit Name	Retrofit (RET), Replace-on-Burnout (ROB), or New Construction (NEW)	Baseline Unit Lifetime (Years)	Efficient Unit Lifetime (Years)	Total Incremental Cost	Annual kWh Savings	Annual kW Coincident Peak Savings	Annual Gas Savings (Therms)	Annual kWh Increases	Annual kW Coincident Peak Increases
181	NWS	Commer	Small Commercial	All	Lighting	Efficient High Bay Lighting	Per Fixure	RET	10	17	$225.00	524	0.1409	0	0	0
182	NWS	Commer	Large Commercial	All	Lighting	Efficient High Bay Lighting	Per Fixure	RET	11	19	$200.00	546	0.1377	0	0	0
183	NWS	Commer	Small Commercial	All	Lighting	Efficient High Bay Lighting	Per Fixure	RET	11	19	$200.00	546	0.1377	0	0	0
184	NWS	Commer	Large Commercial	All	Lighting	Efficient High Bay Lighting	Per Fixure	RET	10	17	$225.00	951	0.2555	0	0	0
185	NWS	Commer	Small Commercial	All	Lighting	Efficient High Bay Lighting	Per Fixure	RET	10	17	$225.00	951	0.2555	0	0	0
186	NWS	Commer	Large Commercial	All	Lighting	Efficient High Bay Lighting	Per Fixure	RET	3	8	$200.00	494	0.1246	0	0	0
187	NWS	Commer	Small Commercial	All	Lighting	Efficient High Bay Lighting	Per Fixure	RET	2	7	$200.00	548	0.1472	0	0	0
188	NWS	Commer	Large Commercial	All	Lighting	Efficient High Bay Lighting	Per Fixure	RET	3	8	$200.00	263	0.0660	0	0	0
189	NWS	Commer	Small Commercial	All	Lighting	Efficient High Bay Lighting	Per Fixure	RET	2	7	$200.00	292	0.0780	0	0	0
190	NWS	Commer	Large Commercial	All	Lighting	Lighting Controls	Per Fixure	RET	0	8	$77.67	370	0.0990	0	0	0
191	NWS	Commer	Large Commercial	All	Lighting	Lighting Controls	Per Fixure	RET	0	8	$77.67	247	0.0660	0	0	0
192	NWS	Commer	Large Commercial	All	Lighting	Lighting Controls	Per Fixure	RET	0	8	$77.67	123	0.0330	0	0	0
193	NWS	Commer	Large Commercial	All	Lighting	Lighting Controls	Per Fixure	RET	0	8	$77.67	370	0.0990	0	0	0
194	NWS	Commer	Large Commercial	All	Lighting	Lighting Controls	Per Fixure	RET	0	8	$77.67	493	0.1320	0	0	0
195	NWS	Commer	Large Commercial	All	Lighting	Lighting Controls	Per Fixure	RET	0	8	$77.67	432	0.1155	0	0	0
196	NWS	Commer	Large Commercial	All	Lighting	Lighting Controls	Per Fixure	RET	0	8	$77.67	432	0.1155	0	0	0
197	NWS	Commer	Small Commercial	All	Lighting	Lighting Controls	Per Fixure	RET	0	8	$77.67	411	0.0990	0	0	0
198	NWS	Commer	Small Commercial	All	Lighting	Lighting Controls	Per Fixure	RET	0	8	$77.67	274	0.0660	0	0	0
199	NWS	Commer	Small Commercial	All	Lighting	Lighting Controls	Per Fixure	RET	0	8	$77.67	137	0.0330	0	0	0
200	NWS	Commer	Small Commercial	All	Lighting	Lighting Controls	Per Fixure	RET	0	8	$77.67	411	0.0990	0	0	0
201	NWS	Commer	Small Commercial	All	Lighting	Lighting Controls	Per Fixure	RET	0	8	$77.67	548	0.1320	0	0	0
202	NWS	Commer	Small Commercial	All	Lighting	Lighting Controls	Per Fixure	RET	0	8	$77.67	479	0.1155	0	0	0
203	NWS	Commer	Small Commercial	All	Lighting	Lighting Controls	Per Fixure	RET	0	8	$77.67	479	0.1155	0	0	0
204	NWS	Commer	Small Commercial	All	Lighting	LED Exit Signs	Per Fixure	RET	1	16	$30.00	77	0.0098	0	0	0
205	NWS	Commer	All	Hospital	Refrigeration	Electronically Commutated Motors (ECM) for Walk-in and Reach-in	Per Motor	RET	15	15	$50.00	411	0.0330	0	0	0
206	NWS	Commer	All	K12	Refrigeration	Electronically Commutated Motors (ECM) for Walk-in and Reach-in	Per Motor	RET	15	15	$50.00	411	0.0330	0	0	0
207	NWS	Commer	All	Education	Refrigeration	Electronically Commutated Motors (ECM) for Walk-in and Reach-in	Per Motor	RET	15	15	$50.00	411	0.0330	0	0	0
208	NWS	Commer	All	Lodging	Refrigeration	Electronically Commutated Motors (ECM) for Walk-in and Reach-in	Per Motor	RET	15	15	$50.00	411	0.0330	0	0	0
209	NWS	Commer	All	Food Sales	Refrigeration	Electronically Commutated Motors (ECM) for Walk-in and Reach-in	Per Motor	RET	15	15	$50.00	392	0.0510	0	0	0
210	NWS	Commer	All	Restaurant	Refrigeration	Electronically Commutated Motors (ECM) for Walk-in and Reach-in	Per Motor	RET	15	15	$50.00	411	0.0330	0	0	0
211	NWS	Commer	All	Hospital	Refrigeration	ENERGY STAR Solid Door Refrigerator	Per Unit	ROB	12	12	$143.00	1,292	0.1500	0	0	0
212	NWS	Commer	All	Hospital	Refrigeration	ENERGY STAR Solid Door Refrigerator	Per Unit	ROB	12	12	$164.00	1,840	0.2100	0	0	0
213	NWS	Commer	All	Hospital	Refrigeration	ENERGY STAR Solid Door Refrigerator	Per Unit	ROB	12	12	$164.00	2,570	0.2900	0	0	0
214	NWS	Commer	All	Hospital	Refrigeration	ENERGY STAR Solid Door Refrigerator	Per Unit	ROB	12	12	$249.00	3,300	0.3800	0	0	0
215	NWS	Commer	All	Hospital	Refrigeration	ENERGY STAR Solid Door Freezer	Per Unit	ROB	12	12	$142.00	2,694	0.3100	0	0	0
216	NWS	Commer	All	Hospital	Refrigeration	ENERGY STAR Solid Door Freezer	Per Unit	ROB	12	12	$166.00	4,884	0.5600	0	0	0
217	NWS	Commer	All	Hospital	Refrigeration	ENERGY STAR Solid Door Freezer	Per Unit	ROB	12	12	$166.00	7,804	0.8900	0	0	0
218	NWS	Commer	All	Hospital	Refrigeration	ENERGY STAR Solid Door Freezer	Per Unit	ROB	12	12	$407.00	10,724	1.2200	0	0	0
219	NWS	Commer	All	K12	Refrigeration	ENERGY STAR Solid Door Refrigerator	Per Unit	ROB	12	12	$143.00	1,292	0.1500	0	0	0
220	NWS	Commer	All	K12	Refrigeration	ENERGY STAR Solid Door Refrigerator	Per Unit	ROB	12	12	$164.00	1,840	0.2100	0	0	0
221	NWS	Commer	All	K12	Refrigeration	ENERGY STAR Solid Door Refrigerator	Per Unit	ROB	12	12	$164.00	2,570	0.2900	0	0	0
222	NWS	Commer	All	K12	Refrigeration	ENERGY STAR Solid Door Refrigerator	Per Unit	ROB	12	12	$249.00	3,300	0.3800	0	0	0
223	NWS	Commer	All	K12	Refrigeration	ENERGY STAR Solid Door Freezer	Per Unit	ROB	12	12	$142.00	2,694	0.3100	0	0	0
224	NWS	Commer	All	K12	Refrigeration	ENERGY STAR Solid Door Freezer	Per Unit	ROB	12	12	$166.00	4,884	0.5600	0	0	0
225	NWS	Commer	All	K12	Refrigeration	ENERGY STAR Solid Door Freezer	Per Unit	ROB	12	12	$166.00	7,804	0.8900	0	0	0
226	NWS	Commer	All	K12	Refrigeration	ENERGY STAR Solid Door Freezer	Per Unit	ROB	12	12	$407.00	10,724	1.2200	0	0	0
227	NWS	Commer	All	Education	Refrigeration	ENERGY STAR Solid Door Refrigerator	Per Unit	ROB	12	12	$143.00	1,292	0.1500	0	0	0
228	NWS	Commer	All	Education	Refrigeration	ENERGY STAR Solid Door Refrigerator	Per Unit	ROB	12	12	$164.00	1,840	0.2100	0	0	0
229	NWS	Commer	All	Education	Refrigeration	ENERGY STAR Solid Door Refrigerator	Per Unit	ROB	12	12	$164.00	2,570	0.2900	0	0	0
230	NWS	Commer	All	Education	Refrigeration	ENERGY STAR Solid Door Refrigerator	Per Unit	ROB	12	12	$249.00	3,300	0.3800	0	0	0
231	NWS	Commer	All	Education	Refrigeration	ENERGY STAR Solid Door Freezer	Per Unit	ROB	12	12	$142.00	2,694	0.3100	0	0	0
232	NWS	Commer	All	Education	Refrigeration	ENERGY STAR Solid Door Freezer	Per Unit	ROB	12	12	$166.00	4,884	0.5600	0	0	0
233	NWS	Commer	All	Education	Refrigeration	ENERGY STAR Solid Door Freezer	Per Unit	ROB	12	12	$166.00	7,804	0.8900	0	0	0
234	NWS	Commer	All	Education	Refrigeration	ENERGY STAR Solid Door Freezer	Per Unit	ROB	12	12	$407.00	10,724	1.2200	0	0	0
235	NWS	Commer	All	Lodging	Refrigeration	ENERGY STAR Solid Door Refrigerator	Per Unit	ROB	12	12	$143.00	1,292	0.1500	0	0	0
236	NWS	Commer	All	Lodging	Refrigeration	ENERGY STAR Solid Door Refrigerator	Per Unit	ROB	12	12	$164.00	1,840	0.2100	0	0	0
237	NWS	Commer	All	Lodging	Refrigeration	ENERGY STAR Solid Door Refrigerator	Per Unit	ROB	12	12	$164.00	2,570	0.2900	0	0	0
238	NWS	Commer	All	Lodging	Refrigeration	ENERGY STAR Solid Door Refrigerator	Per Unit	ROB	12	12	$249.00	3,300	0.3800	0	0	0
239	NWS	Commer	All	Lodging	Refrigeration	ENERGY STAR Solid Door Freezer	Per Unit	ROB	12	12	$142.00	2,694	0.3100	0	0	0
240	NWS	Commer	All	Lodging	Refrigeration	ENERGY STAR Solid Door Freezer	Per Unit	ROB	12	12	$166.00	4,884	0.5600	0	0	0

MEASURE DESCRIPTION											MEASURE INCREMENTAL SAVINGS PER UNIT					
Measure ID	Weather Sensitive	Sector	Sub-Sector	Building Type	End Use	Measure Name	Measure Unit Name	Retrofit (RET), Replace-on-Burnout (ROB), or New Construction (NEW)	Baseline Unit Lifetime (Years)	Efficient Unit Lifetime (Years)	Total Incremental Cost	Annual kWh Savings	Annual kW Coincident Peak Savings	Annual Gas Savings (Therms)	Annual kWh Increases	Annual kW Coincident Peak Increases
241	NWS	Commer	All	Lodging	Refrigeration	ENERGY STAR Solid Door Freezer	Per Unit	ROB	12	12	$166.00	7,804	0.8900	0	0	0
242	NWS	Commer	All	Lodging	Refrigeration	ENERGY STAR Solid Door Freezer	Per Unit	ROB	12	12	$407.00	10,724	1.2200	0	0	0
243	NWS	Commer	All	Food Sales	Refrigeration	ENERGY STAR Solid Door Refrigerator	Per Unit	ROB	12	12	$143.00	1,292	0.1500	0	0	0
244	NWS	Commer	All	Food Sales	Refrigeration	ENERGY STAR Solid Door Refrigerator	Per Unit	ROB	12	12	$164.00	1,840	0.2100	0	0	0
245	NWS	Commer	All	Food Sales	Refrigeration	ENERGY STAR Solid Door Refrigerator	Per Unit	ROB	12	12	$164.00	2,570	0.2900	0	0	0
246	NWS	Commer	All	Food Sales	Refrigeration	ENERGY STAR Solid Door Refrigerator	Per Unit	ROB	12	12	$249.00	3,300	0.3800	0	0	0
247	NWS	Commer	All	Food Sales	Refrigeration	ENERGY STAR Solid Door Freezer	Per Unit	ROB	12	12	$142.00	2,694	0.3100	0	0	0
248	NWS	Commer	All	Food Sales	Refrigeration	ENERGY STAR Solid Door Freezer	Per Unit	ROB	12	12	$166.00	4,884	0.5600	0	0	0
249	NWS	Commer	All	Food Sales	Refrigeration	ENERGY STAR Solid Door Freezer	Per Unit	ROB	12	12	$166.00	7,804	0.8900	0	0	0
250	NWS	Commer	All	Food Sales	Refrigeration	ENERGY STAR Solid Door Freezer	Per Unit	ROB	12	12	$407.00	10,724	1.2200	0	0	0
251	NWS	Commer	All	Restaurant	Refrigeration	ENERGY STAR Solid Door Refrigerator	Per Unit	ROB	12	12	$143.00	1,292	0.1500	0	0	0
252	NWS	Commer	All	Restaurant	Refrigeration	ENERGY STAR Solid Door Refrigerator	Per Unit	ROB	12	12	$164.00	1,840	0.2100	0	0	0
253	NWS	Commer	All	Restaurant	Refrigeration	ENERGY STAR Solid Door Refrigerator	Per Unit	ROB	12	12	$164.00	2,570	0.2900	0	0	0
254	NWS	Commer	All	Restaurant	Refrigeration	ENERGY STAR Solid Door Refrigerator	Per Unit	ROB	12	12	$249.00	3,300	0.3800	0	0	0
255	NWS	Commer	All	Restaurant	Refrigeration	ENERGY STAR Solid Door Freezer	Per Unit	ROB	12	12	$142.00	2,694	0.3100	0	0	0
256	NWS	Commer	All	Restaurant	Refrigeration	ENERGY STAR Solid Door Freezer	Per Unit	ROB	12	12	$166.00	4,884	0.5600	0	0	0
257	NWS	Commer	All	Restaurant	Refrigeration	ENERGY STAR Solid Door Freezer	Per Unit	ROB	12	12	$166.00	7,804	0.8900	0	0	0
258	NWS	Commer	All	Restaurant	Refrigeration	ENERGY STAR Solid Door Freezer	Per Unit	ROB	12	12	$407.00	10,724	1.2200	0	0	0
259	NWS	Commer	All	Hospital	Refrigeration	Vending Machine Occupancy Controls	Per Unit	RET	5	5	$180.00	1,612	0.0300	0	0	0
260	NWS	Commer	All	Hospital	Refrigeration	Vending Machine Occupancy Controls	Per Unit	RET	5	5	$180.00	1,086	0.0350	0	0	0
261	NWS	Commer	All	Hospital	Refrigeration	Vending Machine Occupancy Controls	Per Unit	RET	5	5	$80.00	387	0.0060	0	0	0
262	NWS	Commer	All	K12	Refrigeration	Vending Machine Occupancy Controls	Per Unit	RET	5	5	$180.00	1,612	0.0300	0	0	0
263	NWS	Commer	All	K12	Refrigeration	Vending Machine Occupancy Controls	Per Unit	RET	5	5	$180.00	1,086	0.0350	0	0	0
264	NWS	Commer	All	K12	Refrigeration	Vending Machine Occupancy Controls	Per Unit	RET	5	5	$80.00	387	0.0060	0	0	0
265	NWS	Commer	All	Education	Refrigeration	Vending Machine Occupancy Controls	Per Unit	RET	5	5	$180.00	1,612	0.0300	0	0	0
266	NWS	Commer	All	Education	Refrigeration	Vending Machine Occupancy Controls	Per Unit	RET	5	5	$180.00	1,086	0.0350	0	0	0
267	NWS	Commer	All	Education	Refrigeration	Vending Machine Occupancy Controls	Per Unit	RET	5	5	$80.00	387	0.0060	0	0	0
268	NWS	Commer	All	Lodging	Refrigeration	Vending Machine Occupancy Controls	Per Unit	RET	5	5	$180.00	1,612	0.0300	0	0	0
269	NWS	Commer	All	Lodging	Refrigeration	Vending Machine Occupancy Controls	Per Unit	RET	5	5	$180.00	1,086	0.0350	0	0	0
270	NWS	Commer	All	Lodging	Refrigeration	Vending Machine Occupancy Controls	Per Unit	RET	5	5	$80.00	387	0.0060	0	0	0
271	NWS	Commer	All	Food Sales	Refrigeration	Vending Machine Occupancy Controls	Per Unit	RET	5	5	$180.00	1,612	0.0300	0	0	0
272	NWS	Commer	All	Food Sales	Refrigeration	Vending Machine Occupancy Controls	Per Unit	RET	5	5	$180.00	1,086	0.0350	0	0	0
273	NWS	Commer	All	Food Sales	Refrigeration	Vending Machine Occupancy Controls	Per Unit	RET	5	5	$80.00	387	0.0060	0	0	0
274	NWS	Commer	All	Restaurant	Refrigeration	Vending Machine Occupancy Controls	Per Unit	RET	5	5	$180.00	1,612	0.0300	0	0	0
275	NWS	Commer	All	Restaurant	Refrigeration	Vending Machine Occupancy Controls	Per Unit	RET	5	5	$180.00	1,086	0.0350	0	0	0
276	NWS	Commer	All	Restaurant	Refrigeration	Vending Machine Occupancy Controls	Per Unit	RET	5	5	$80.00	387	0.0060	0	0	0
277	NWS	Commer	All	Hospital	Refrigeration	Automatic Door Closer for Walk-in Coolers and Freezers	Per Unit	RET	8	8	$156.82	943	0.1370	0	0	0
278	NWS	Commer	All	Hospital	Refrigeration	Automatic Door Closer for Walk-in Coolers and Freezers	Per Unit	RET	8	8	$156.82	2,307	0.3090	0	0	0
279	NWS	Commer	All	K12	Refrigeration	Automatic Door Closer for Walk-in Coolers and Freezers	Per Unit	RET	8	8	$156.82	943	0.1370	0	0	0
280	NWS	Commer	All	K12	Refrigeration	Automatic Door Closer for Walk-in Coolers and Freezers	Per Unit	RET	8	8	$156.82	2,307	0.3090	0	0	0
281	NWS	Commer	All	Education	Refrigeration	Automatic Door Closer for Walk-in Coolers and Freezers	Per Unit	RET	8	8	$156.82	943	0.1370	0	0	0
282	NWS	Commer	All	Education	Refrigeration	Automatic Door Closer for Walk-in Coolers and Freezers	Per Unit	RET	8	8	$156.82	2,307	0.3090	0	0	0
283	NWS	Commer	All	Lodging	Refrigeration	Automatic Door Closer for Walk-in Coolers and Freezers	Per Unit	RET	8	8	$156.82	943	0.1370	0	0	0
284	NWS	Commer	All	Lodging	Refrigeration	Automatic Door Closer for Walk-in Coolers and Freezers	Per Unit	RET	8	8	$156.82	2,307	0.3090	0	0	0
285	NWS	Commer	All	Food Sales	Refrigeration	Automatic Door Closer for Walk-in Coolers and Freezers	Per Unit	RET	8	8	$156.82	943	0.1370	0	0	0
286	NWS	Commer	All	Food Sales	Refrigeration	Automatic Door Closer for Walk-in Coolers and Freezers	Per Unit	RET	8	8	$156.82	2,307	0.3090	0	0	0
287	NWS	Commer	All	Restaurant	Refrigeration	Automatic Door Closer for Walk-in Coolers and Freezers	Per Unit	RET	8	8	$156.82	943	0.1370	0	0	0
288	NWS	Commer	All	Restaurant	Refrigeration	Automatic Door Closer for Walk-in Coolers and Freezers	Per Unit	RET	8	8	$156.82	2,307	0.3090	0	0	0
289	NWS	Commer	All	Food Sales	Refrigeration	Door Heater Controls for Cooler or Freeze	Per Unit	RET	12	12	$300.00	2,555	0.0000	0	0	0
290	NWS	Commer	All	Food Sales	Refrigeration	Door Heater Controls for Cooler or Freeze	Per Unit	RET	12	12	$300.00	1,082	0.0000	0	0	0
291	NWS	Commer	All	Food Sales	Refrigeration	Door Heater Controls for Cooler or Freeze	Per Unit	RET	12	12	$300.00	1,082	0.0000	0	0	0
292	NWS	Commer	All	Food Sales	Refrigeration	Door Heater Controls for Cooler or Freeze	Per Unit	RET	12	12	$200.00	3,252	0.0000	0	0	0
293	NWS	Commer	All	Food Sales	Refrigeration	Door Heater Controls for Cooler or Freeze	Per Unit	RET	12	12	$200.00	1,377	0.0000	0	0	0
294	NWS	Commer	All	Food Sales	Refrigeration	Door Heater Controls for Cooler or Freeze	Per Unit	RET	12	12	$200.00	1,377	0.0000	0	0	0
295	NWS	Commer	All	Restaurant	Refrigeration	Door Heater Controls for Cooler or Freeze	Per Unit	RET	12	12	$300.00	2,555	0.0000	0	0	0
296	NWS	Commer	All	Restaurant	Refrigeration	Door Heater Controls for Cooler or Freeze	Per Unit	RET	12	12	$300.00	1,082	0.0000	0	0	0
297	NWS	Commer	All	Restaurant	Refrigeration	Door Heater Controls for Cooler or Freeze	Per Unit	RET	12	12	$300.00	1,082	0.0000	0	0	0
298	NWS	Commer	All	Restaurant	Refrigeration	Door Heater Controls for Cooler or Freeze	Per Unit	RET	12	12	$200.00	3,252	0.0000	0	0	0
299	NWS	Commer	All	Restaurant	Refrigeration	Door Heater Controls for Cooler or Freeze	Per Unit	RET	12	12	$200.00	1,377	0.0000	0	0	0
300	NWS	Commer	All	Restaurant	Refrigeration	Door Heater Controls for Cooler or Freeze	Per Unit	RET	12	12	$200.00	1,377	0.0000	0	0	0

MEASURE DESCRIPTION											MEASURE INCREMENTAL SAVINGS PER UNIT					
Measure ID	Weather Sensitive	Sector	Sub-Sector	Building Type	End Use	Measure Name	Measure Unit Name	Retrofit (RET), Replace-on-Burnout (ROB), or New Construction (NEW)	Baseline Unit Lifetime (Years)	Efficient Unit Lifetime (Years)	Total Incremental Cost	Annual kWh Savings	Annual kW Coincident Peak Savings	Annual Gas Savings (Therms)	Annual kWh Increases	Annual kW Coincident Peak Increases
301	NWS	Commer	All	Hospital	Refrigeration	Evaporator Fan Control	Per Unit	RET	16	16	$291.00	478	0.0600	0	0	0
302	NWS	Commer	All	K12	Refrigeration	Evaporator Fan Control	Per Unit	RET	16	16	$291.00	478	0.0600	0	0	0
303	NWS	Commer	All	Education	Refrigeration	Evaporator Fan Control	Per Unit	RET	16	16	$291.00	478	0.0600	0	0	0
304	NWS	Commer	All	Lodging	Refrigeration	Evaporator Fan Control	Per Unit	RET	16	16	$291.00	478	0.0600	0	0	0
305	NWS	Commer	All	Food Sales	Refrigeration	Evaporator Fan Control	Per Unit	RET	16	16	$291.00	478	0.0600	0	0	0
306	NWS	Commer	All	Restaurant	Refrigeration	Evaporator Fan Control	Per Unit	RET	16	16	$291.00	478	0.0600	0	0	0
307	NWS	Commer	All	Hospital	Refrigeration	Strip Curtain for Walk-in Coolers and Freezers	Per Unit	RET	6	6	$286.16	2,974	0.3500	0	0	0
308	NWS	Commer	All	Hospital	Refrigeration	Strip Curtain for Walk-in Coolers and Freezers	Per Unit	RET	6	6	$286.16	422	0.0500	0	0	0
309	NWS	Commer	All	K12	Refrigeration	Strip Curtain for Walk-in Coolers and Freezers	Per Unit	RET	6	6	$286.16	2,974	0.3500	0	0	0
310	NWS	Commer	All	K12	Refrigeration	Strip Curtain for Walk-in Coolers and Freezers	Per Unit	RET	6	6	$286.16	422	0.0500	0	0	0
311	NWS	Commer	All	Education	Refrigeration	Strip Curtain for Walk-in Coolers and Freezers	Per Unit	RET	6	6	$286.16	2,974	0.3500	0	0	0
312	NWS	Commer	All	Education	Refrigeration	Strip Curtain for Walk-in Coolers and Freezers	Per Unit	RET	6	6	$286.16	422	0.0500	0	0	0
313	NWS	Commer	All	Lodging	Refrigeration	Strip Curtain for Walk-in Coolers and Freezers	Per Unit	RET	6	6	$286.16	2,974	0.3500	0	0	0
314	NWS	Commer	All	Lodging	Refrigeration	Strip Curtain for Walk-in Coolers and Freezers	Per Unit	RET	6	6	$286.16	422	0.0500	0	0	0
315	NWS	Commer	All	Food Sales	Refrigeration	Strip Curtain for Walk-in Coolers and Freezers	Per Unit	RET	6	6	$286.16	2,974	0.3500	0	0	0
316	NWS	Commer	All	Food Sales	Refrigeration	Strip Curtain for Walk-in Coolers and Freezers	Per Unit	RET	6	6	$286.16	422	0.0500	0	0	0
317	NWS	Commer	All	Restaurant	Refrigeration	Strip Curtain for Walk-in Coolers and Freezers	Per Unit	RET	6	6	$286.16	2,974	0.3500	0	0	0
318	NWS	Commer	All	Restaurant	Refrigeration	Strip Curtain for Walk-in Coolers and Freezers	Per Unit	RET	6	6	$286.16	422	0.0500	0	0	0
319	NWS	Commer	All	Hospital	Food	ENERGY STAR Dishwasher	Per Unit	ROB	10	10	$50.00	2,540	0.3247	0	0	0
320	NWS	Commer	All	Hospital	Food	ENERGY STAR Dishwasher	Per Unit	ROB	15	15	$0.00	16,153	2.0652	0	0	0
321	NWS	Commer	All	Hospital	Food	ENERGY STAR Dishwasher	Per Unit	ROB	20	20	$0.00	13,626	1.7422	0	0	0
322	NWS	Commer	All	Hospital	Food	ENERGY STAR Dishwasher	Per Unit	ROB	20	20	$970.00	18,811	2.4051	0	0	0
323	NWS	Commer	All	Hospital	Food	ENERGY STAR Dishwasher	Per Unit	ROB	10	10	$120.00	3,171	0.4054	0	0	0
324	NWS	Commer	All	Hospital	Food	ENERGY STAR Dishwasher	Per Unit	ROB	15	15	$770.00	11,863	1.5168	0	0	0
325	NWS	Commer	All	Hospital	Food	ENERGY STAR Dishwasher	Per Unit	ROB	20	20	$2,050.00	9,212	1.1777	0	0	0
326	NWS	Commer	All	Hospital	Food	ENERGY STAR Dishwasher	Per Unit	ROB	20	20	$970.00	27,408	3.5042	0	0	0
327	NWS	Commer	All	Hospital	Food	ENERGY STAR Dishwasher	Per Unit	ROB	10	10	$1,710.00	3,311	0.4233	0	0	0
328	NWS	Commer	All	Hospital	Food	ENERGY STAR Dishwasher	Per Unit	ROB	10	10	$50.00	2,540	0.3247	0	0	0
329	NWS	Commer	All	Hospital	Food	ENERGY STAR Dishwasher	Per Unit	ROB	15	15	$0.00	16,153	2.0652	0	0	0
330	NWS	Commer	All	Hospital	Food	ENERGY STAR Dishwasher	Per Unit	ROB	20	20	$0.00	13,626	1.7422	0	0	0
331	NWS	Commer	All	Hospital	Food	ENERGY STAR Dishwasher	Per Unit	ROB	20	20	$970.00	18,811	2.4051	0	0	0
332	NWS	Commer	All	Hospital	Food	ENERGY STAR Dishwasher	Per Unit	ROB	10	10	$120.00	2,553	0.3264	26	0	0
333	NWS	Commer	All	Hospital	Food	ENERGY STAR Dishwasher	Per Unit	ROB	15	15	$770.00	7,850	1.0037	168	0	0
334	NWS	Commer	All	Hospital	Food	ENERGY STAR Dishwasher	Per Unit	ROB	20	20	$2,050.00	6,775	0.8662	102	0	0
335	NWS	Commer	All	Hospital	Food	ENERGY STAR Dishwasher	Per Unit	ROB	20	20	$970.00	18,163	2.3222	386	0	0
336	NWS	Commer	All	Hospital	Food	ENERGY STAR Dishwasher	Per Unit	ROB	10	10	$1,710.00	2,107	0.2694	50	0	0
337	NWS	Commer	All	K12	Food	ENERGY STAR Dishwasher	Per Unit	ROB	10	10	$50.00	2,540	0.3247	0	0	0
338	NWS	Commer	All	K12	Food	ENERGY STAR Dishwasher	Per Unit	ROB	15	15	$0.00	16,153	2.0652	0	0	0
339	NWS	Commer	All	K12	Food	ENERGY STAR Dishwasher	Per Unit	ROB	20	20	$0.00	13,626	1.7422	0	0	0
340	NWS	Commer	All	K12	Food	ENERGY STAR Dishwasher	Per Unit	ROB	20	20	$970.00	18,811	2.4051	0	0	0
341	NWS	Commer	All	K12	Food	ENERGY STAR Dishwasher	Per Unit	ROB	10	10	$120.00	3,171	0.4054	0	0	0
342	NWS	Commer	All	K12	Food	ENERGY STAR Dishwasher	Per Unit	ROB	15	15	$770.00	11,863	1.5168	0	0	0
343	NWS	Commer	All	K12	Food	ENERGY STAR Dishwasher	Per Unit	ROB	20	20	$2,050.00	9,212	1.1777	0	0	0
344	NWS	Commer	All	K12	Food	ENERGY STAR Dishwasher	Per Unit	ROB	20	20	$970.00	27,408	3.5042	0	0	0
345	NWS	Commer	All	K12	Food	ENERGY STAR Dishwasher	Per Unit	ROB	10	10	$1,710.00	3,311	0.4233	0	0	0
346	NWS	Commer	All	K12	Food	ENERGY STAR Dishwasher	Per Unit	ROB	10	10	$50.00	2,540	0.3247	0	0	0
347	NWS	Commer	All	K12	Food	ENERGY STAR Dishwasher	Per Unit	ROB	15	15	$0.00	16,153	2.0652	0	0	0
348	NWS	Commer	All	K12	Food	ENERGY STAR Dishwasher	Per Unit	ROB	20	20	$0.00	13,626	1.7422	0	0	0
349	NWS	Commer	All	K12	Food	ENERGY STAR Dishwasher	Per Unit	ROB	20	20	$970.00	18,811	2.4051	0	0	0
350	NWS	Commer	All	K12	Food	ENERGY STAR Dishwasher	Per Unit	ROB	10	10	$120.00	2,553	0.3264	26	0	0
351	NWS	Commer	All	K12	Food	ENERGY STAR Dishwasher	Per Unit	ROB	15	15	$770.00	7,850	1.0037	168	0	0
352	NWS	Commer	All	K12	Food	ENERGY STAR Dishwasher	Per Unit	ROB	20	20	$2,050.00	6,775	0.8662	102	0	0
353	NWS	Commer	All	K12	Food	ENERGY STAR Dishwasher	Per Unit	ROB	20	20	$970.00	18,163	2.3222	386	0	0
354	NWS	Commer	All	K12	Food	ENERGY STAR Dishwasher	Per Unit	ROB	10	10	$1,710.00	2,107	0.2694	50	0	0
355	NWS	Commer	All	Education	Food	ENERGY STAR Dishwasher	Per Unit	ROB	10	10	$50.00	2,540	0.3247	0	0	0
356	NWS	Commer	All	Education	Food	ENERGY STAR Dishwasher	Per Unit	ROB	15	15	$0.00	16,153	2.0652	0	0	0
357	NWS	Commer	All	Education	Food	ENERGY STAR Dishwasher	Per Unit	ROB	20	20	$0.00	13,626	1.7422	0	0	0
358	NWS	Commer	All	Education	Food	ENERGY STAR Dishwasher	Per Unit	ROB	20	20	$970.00	18,811	2.4051	0	0	0
359	NWS	Commer	All	Education	Food	ENERGY STAR Dishwasher	Per Unit	ROB	10	10	$120.00	3,171	0.4054	0	0	0
360	NWS	Commer	All	Education	Food	ENERGY STAR Dishwasher	Per Unit	ROB	15	15	$770.00	11,863	1.5168	0	0	0

MEASURE DESCRIPTION											MEASURE INCREMENTAL SAVINGS PER UNIT					
Measure ID	Weather Sensitive	Sector	Sub-Sector	Building Type	End Use	Measure Name	Measure Unit Name	Retrofit (RET), Replace-on-Burnout (ROB), or New Construction (NEW)	Baseline Unit Lifetime (Years)	Efficient Unit Lifetime (Years)	Total Incremental Cost	Annual kWh Savings	Annual kW Coincident Peak Savings	Annual Gas Savings (Therms)	Annual kWh Increases	Annual kW Coincident Peak Increases
361	NWS	Commer	All	Education	Food	ENERGY STAR Dishwasher	Per Unit	ROB	20	20	$2,050.00	9,212	1.1777	0	0	0
362	NWS	Commer	All	Education	Food	ENERGY STAR Dishwasher	Per Unit	ROB	20	20	$970.00	27,408	3.5042	0	0	0
363	NWS	Commer	All	Education	Food	ENERGY STAR Dishwasher	Per Unit	ROB	10	10	$1,710.00	3,311	0.4233	0	0	0
364	NWS	Commer	All	Education	Food	ENERGY STAR Dishwasher	Per Unit	ROB	10	10	$50.00	2,540	0.3247	0	0	0
365	NWS	Commer	All	Education	Food	ENERGY STAR Dishwasher	Per Unit	ROB	15	15	$0.00	16,153	2.0652	0	0	0
366	NWS	Commer	All	Education	Food	ENERGY STAR Dishwasher	Per Unit	ROB	20	20	$0.00	13,626	1.7422	0	0	0
367	NWS	Commer	All	Education	Food	ENERGY STAR Dishwasher	Per Unit	ROB	20	20	$970.00	18,811	2.4051	0	0	0
368	NWS	Commer	All	Education	Food	ENERGY STAR Dishwasher	Per Unit	ROB	10	10	$120.00	2,553	0.3264	26	0	0
369	NWS	Commer	All	Education	Food	ENERGY STAR Dishwasher	Per Unit	ROB	15	15	$770.00	7,850	1.0037	168	0	0
370	NWS	Commer	All	Education	Food	ENERGY STAR Dishwasher	Per Unit	ROB	20	20	$2,050.00	6,775	0.8662	102	0	0
371	NWS	Commer	All	Education	Food	ENERGY STAR Dishwasher	Per Unit	ROB	20	20	$970.00	18,163	2.3222	386	0	0
372	NWS	Commer	All	Education	Food	ENERGY STAR Dishwasher	Per Unit	ROB	10	10	$1,710.00	2,107	0.2694	50	0	0
373	NWS	Commer	All	Lodging	Food	ENERGY STAR Dishwasher	Per Unit	ROB	10	10	$50.00	2,540	0.3247	0	0	0
374	NWS	Commer	All	Lodging	Food	ENERGY STAR Dishwasher	Per Unit	ROB	15	15	$0.00	16,153	2.0652	0	0	0
375	NWS	Commer	All	Lodging	Food	ENERGY STAR Dishwasher	Per Unit	ROB	20	20	$0.00	13,626	1.7422	0	0	0
376	NWS	Commer	All	Lodging	Food	ENERGY STAR Dishwasher	Per Unit	ROB	20	20	$970.00	18,811	2.4051	0	0	0
377	NWS	Commer	All	Lodging	Food	ENERGY STAR Dishwasher	Per Unit	ROB	10	10	$120.00	3,171	0.4054	0	0	0
378	NWS	Commer	All	Lodging	Food	ENERGY STAR Dishwasher	Per Unit	ROB	15	15	$770.00	11,863	1.5168	0	0	0
379	NWS	Commer	All	Lodging	Food	ENERGY STAR Dishwasher	Per Unit	ROB	20	20	$2,050.00	9,212	1.1777	0	0	0
380	NWS	Commer	All	Lodging	Food	ENERGY STAR Dishwasher	Per Unit	ROB	20	20	$970.00	27,408	3.5042	0	0	0
381	NWS	Commer	All	Lodging	Food	ENERGY STAR Dishwasher	Per Unit	ROB	10	10	$1,710.00	3,311	0.4233	0	0	0
382	NWS	Commer	All	Lodging	Food	ENERGY STAR Dishwasher	Per Unit	ROB	10	10	$50.00	2,540	0.3247	0	0	0
383	NWS	Commer	All	Lodging	Food	ENERGY STAR Dishwasher	Per Unit	ROB	15	15	$0.00	16,153	2.0652	0	0	0
384	NWS	Commer	All	Lodging	Food	ENERGY STAR Dishwasher	Per Unit	ROB	20	20	$0.00	13,626	1.7422	0	0	0
385	NWS	Commer	All	Lodging	Food	ENERGY STAR Dishwasher	Per Unit	ROB	20	20	$970.00	18,811	2.4051	0	0	0
386	NWS	Commer	All	Lodging	Food	ENERGY STAR Dishwasher	Per Unit	ROB	10	10	$120.00	2,553	0.3264	26	0	0
387	NWS	Commer	All	Lodging	Food	ENERGY STAR Dishwasher	Per Unit	ROB	15	15	$770.00	7,850	1.0037	168	0	0
388	NWS	Commer	All	Lodging	Food	ENERGY STAR Dishwasher	Per Unit	ROB	20	20	$2,050.00	6,775	0.8662	102	0	0
389	NWS	Commer	All	Lodging	Food	ENERGY STAR Dishwasher	Per Unit	ROB	20	20	$970.00	18,163	2.3222	386	0	0
390	NWS	Commer	All	Lodging	Food	ENERGY STAR Dishwasher	Per Unit	ROB	10	10	$1,710.00	2,107	0.2694	50	0	0
391	NWS	Commer	All	Restaurant	Food	ENERGY STAR Dishwasher	Per Unit	ROB	10	10	$50.00	2,540	0.3247	0	0	0
392	NWS	Commer	All	Restaurant	Food	ENERGY STAR Dishwasher	Per Unit	ROB	15	15	$0.00	16,153	2.0652	0	0	0
393	NWS	Commer	All	Restaurant	Food	ENERGY STAR Dishwasher	Per Unit	ROB	20	20	$0.00	13,626	1.7422	0	0	0
394	NWS	Commer	All	Restaurant	Food	ENERGY STAR Dishwasher	Per Unit	ROB	20	20	$970.00	18,811	2.4051	0	0	0
395	NWS	Commer	All	Restaurant	Food	ENERGY STAR Dishwasher	Per Unit	ROB	10	10	$120.00	3,171	0.4054	0	0	0
396	NWS	Commer	All	Restaurant	Food	ENERGY STAR Dishwasher	Per Unit	ROB	15	15	$770.00	11,863	1.5168	0	0	0
397	NWS	Commer	All	Restaurant	Food	ENERGY STAR Dishwasher	Per Unit	ROB	20	20	$2,050.00	9,212	1.1777	0	0	0
398	NWS	Commer	All	Restaurant	Food	ENERGY STAR Dishwasher	Per Unit	ROB	20	20	$970.00	27,408	3.5042	0	0	0
399	NWS	Commer	All	Restaurant	Food	ENERGY STAR Dishwasher	Per Unit	ROB	10	10	$1,710.00	3,311	0.4233	0	0	0
400	NWS	Commer	All	Restaurant	Food	ENERGY STAR Dishwasher	Per Unit	ROB	10	10	$50.00	2,540	0.3247	0	0	0
401	NWS	Commer	All	Restaurant	Food	ENERGY STAR Dishwasher	Per Unit	ROB	15	15	$0.00	16,153	2.0652	0	0	0
402	NWS	Commer	All	Restaurant	Food	ENERGY STAR Dishwasher	Per Unit	ROB	20	20	$0.00	13,626	1.7422	0	0	0
403	NWS	Commer	All	Restaurant	Food	ENERGY STAR Dishwasher	Per Unit	ROB	20	20	$970.00	18,811	2.4051	0	0	0
404	NWS	Commer	All	Restaurant	Food	ENERGY STAR Dishwasher	Per Unit	ROB	10	10	$120.00	2,553	0.3264	26	0	0
405	NWS	Commer	All	Restaurant	Food	ENERGY STAR Dishwasher	Per Unit	ROB	15	15	$770.00	7,850	1.0037	168	0	0
406	NWS	Commer	All	Restaurant	Food	ENERGY STAR Dishwasher	Per Unit	ROB	20	20	$2,050.00	6,775	0.8662	102	0	0
407	NWS	Commer	All	Restaurant	Food	ENERGY STAR Dishwasher	Per Unit	ROB	20	20	$970.00	18,163	2.3222	386	0	0
408	NWS	Commer	All	Restaurant	Food	ENERGY STAR Dishwasher	Per Unit	ROB	10	10	$1,710.00	2,107	0.2694	50	0	0
409	NWS	Commer	All	Hospital	Food	ENERGY STAR Fryer	Per Unit	ROB	12	12	$210.00	1,179	0.2000	0	0	0
410	NWS	Commer	All	Hospital	Food	ENERGY STAR Fryer	Per Unit	ROB	12	12	$0.00	2,659	0.5100	0	0	0
411	NWS	Commer	All	K12	Food	ENERGY STAR Fryer	Per Unit	ROB	12	12	$210.00	1,179	0.2000	0	0	0
412	NWS	Commer	All	K12	Food	ENERGY STAR Fryer	Per Unit	ROB	12	12	$0.00	2,659	0.5100	0	0	0
413	NWS	Commer	All	Education	Food	ENERGY STAR Fryer	Per Unit	ROB	12	12	$210.00	1,179	0.2000	0	0	0
414	NWS	Commer	All	Education	Food	ENERGY STAR Fryer	Per Unit	ROB	12	12	$0.00	2,659	0.5100	0	0	0
415	NWS	Commer	All	Lodging	Food	ENERGY STAR Fryer	Per Unit	ROB	12	12	$210.00	1,179	0.2000	0	0	0
416	NWS	Commer	All	Lodging	Food	ENERGY STAR Fryer	Per Unit	ROB	12	12	$0.00	2,659	0.5100	0	0	0
417	NWS	Commer	All	Restaurant	Food	ENERGY STAR Fryer	Per Unit	ROB	12	12	$210.00	1,179	0.2000	0	0	0
418	NWS	Commer	All	Restaurant	Food	ENERGY STAR Fryer	Per Unit	ROB	12	12	$0.00	2,659	0.5100	0	0	0
419	NWS	Commer	All	Hospital	Food	ENERGY STAR Griddle	Per Unit	ROB	12	12	$0.00	2,595	0.4977	0	0	0
420	NWS	Commer	All	K12	Food	ENERGY STAR Griddle	Per Unit	ROB	12	12	$0.00	2,595	0.4977	0	0	0

MEASURE DESCRIPTION											MEASURE INCREMENTAL SAVINGS PER UNIT					
Measure ID	Weather Sensitive	Sector	Sub-Sector	Building Type	End Use	Measure Name	Measure Unit Name	Retrofit (RET), Replace-on-Burnout (ROB), or New Construction (NEW)	Baseline Unit Lifetime (Years)	Efficient Unit Lifetime (Years)	Total Incremental Cost	Annual kWh Savings	Annual kW Coincident Peak Savings	Annual Gas Savings (Therms)	Annual kWh Increases	Annual kW Coincident Peak Increases
421	NWS	Commer	All	Education	Food	ENERGY STAR Griddle	Per Unit	ROB	12	12	$0.00	2,595	0.4977	0	0	0
422	NWS	Commer	All	Lodging	Food	ENERGY STAR Griddle	Per Unit	ROB	12	12	$0.00	2,595	0.4977	0	0	0
423	NWS	Commer	All	Restaurant	Food	ENERGY STAR Griddle	Per Unit	ROB	12	12	$0.00	2,595	0.4977	0	0	0
424	NWS	Commer	All	Hospital	Food	ENERGY STAR Hot Food Holding Cabinets	Per Unit	ROB	12	12	$0.00	1,730	0.2654	0	0	0
425	NWS	Commer	All	K12	Food	ENERGY STAR Hot Food Holding Cabinets	Per Unit	ROB	12	12	$0.00	1,730	0.2654	0	0	0
426	NWS	Commer	All	Education	Food	ENERGY STAR Hot Food Holding Cabinets	Per Unit	ROB	12	12	$0.00	1,730	0.2654	0	0	0
427	NWS	Commer	All	Lodging	Food	ENERGY STAR Hot Food Holding Cabinets	Per Unit	ROB	12	12	$0.00	1,730	0.2654	0	0	0
428	NWS	Commer	All	Restaurant	Food	ENERGY STAR Hot Food Holding Cabinets	Per Unit	ROB	12	12	$0.00	1,730	0.2654	0	0	0
429	NWS	Commer	All	Hospital	Food	ENERGY STAR Electric Convection Ovens	Per Unit	ROB	12	12	$0.00	1,879	0.3604	0	0	0
430	NWS	Commer	All	Hospital	Food	ENERGY STAR Electric Convection Ovens	Per Unit	ROB	12	12	$0.00	1,988	0.3813	0	0	0
431	NWS	Commer	All	K12	Food	ENERGY STAR Electric Convection Ovens	Per Unit	ROB	12	12	$0.00	1,879	0.3604	0	0	0
432	NWS	Commer	All	K12	Food	ENERGY STAR Electric Convection Ovens	Per Unit	ROB	12	12	$0.00	1,988	0.3813	0	0	0
433	NWS	Commer	All	Education	Food	ENERGY STAR Electric Convection Ovens	Per Unit	ROB	12	12	$0.00	1,879	0.3604	0	0	0
434	NWS	Commer	All	Education	Food	ENERGY STAR Electric Convection Ovens	Per Unit	ROB	12	12	$0.00	1,988	0.3813	0	0	0
435	NWS	Commer	All	Lodging	Food	ENERGY STAR Electric Convection Ovens	Per Unit	ROB	12	12	$0.00	1,879	0.3604	0	0	0
436	NWS	Commer	All	Lodging	Food	ENERGY STAR Electric Convection Ovens	Per Unit	ROB	12	12	$0.00	1,988	0.3813	0	0	0
437	NWS	Commer	All	Restaurant	Food	ENERGY STAR Electric Convection Ovens	Per Unit	ROB	12	12	$0.00	1,879	0.3604	0	0	0
438	NWS	Commer	All	Restaurant	Food	ENERGY STAR Electric Convection Ovens	Per Unit	ROB	12	12	$0.00	1,988	0.3813	0	0	0
439	NWS	Commer	All	K12	Food	ENERGY STAR Steam Cooke	Per Unit	ROB	12	12	$630.00	1,730	0.3318	0	0	0
440	NWS	Commer	All	Education	Food	ENERGY STAR Steam Cooke	Per Unit	ROB	12	12	$630.00	1,730	0.3318	0	0	0
441	NWS	Commer	All	Lodging	Food	ENERGY STAR Steam Cooke	Per Unit	ROB	12	12	$630.00	1,730	0.3318	0	0	0
442	NWS	Commer	All	Restaurant	Food	ENERGY STAR Steam Cooke	Per Unit	ROB	12	12	$630.00	1,730	0.3318	0	0	0
443	NWS	Commer	All	Hospital	Food	EPA WaterSense Pre-Rinse Spray Valve	Per Unit	ROB	12	9	$0.00	1,284	0.1484	0	0	0
444	NWS	Commer	All	Education	Food	EPA WaterSense Pre-Rinse Spray Valve	Per Unit	ROB	12	9	$0.00	964	0.1484	0	0	0
445	NWS	Commer	All	Lodging	Food	EPA WaterSense Pre-Rinse Spray Valve	Per Unit	ROB	12	9	$0.00	1,284	0.1484	0	0	0
446	NWS	Commer	All	Restaurant	Food	EPA WaterSense Pre-Rinse Spray Valve	Per Unit	ROB	12	9	$0.00	1,284	0.1484	0	0	0
447	NWS	Commer	All	Hospital	Service Hot	Electric Storage Water Heater	Per 1000 sqft	ROB	15	15	$1,050.00	1,185	0.0974	0	0	0
448	NWS	Commer	All	Hospital	Service Hot	Electric Storage Water Heater	Per 1000 sqft	ROB	15	15	$1,050.00	2,306	0.1896	0	0	0
449	NWS	Commer	All	K12	Service Hot	Electric Storage Water Heater	Per 1000 sqft	ROB	15	15	$1,050.00	22	0.0054	0	0	0
450	NWS	Commer	All	K12	Service Hot	Electric Storage Water Heater	Per 1000 sqft	ROB	15	15	$1,050.00	42	0.0105	0	0	0
451	NWS	Commer	All	K12	Service Hot	Electric Storage Water Heater	Per 1000 sqft	ROB	15	15	$1,950.00	57	0.0142	0	0	0
452	NWS	Commer	All	Education	Service Hot	Electric Storage Water Heater	Per 1000 sqft	ROB	15	15	$1,050.00	29	0.0054	0	0	0
453	NWS	Commer	All	Education	Service Hot	Electric Storage Water Heater	Per 1000 sqft	ROB	15	15	$1,050.00	56	0.0105	0	0	0
454	NWS	Commer	All	Education	Service Hot	Electric Storage Water Heater	Per 1000 sqft	ROB	15	15	$1,950.00	76	0.0142	0	0	0
455	NWS	Commer	All	Lodging	Service Hot	Electric Storage Water Heater	Per 1000 sqft	ROB	15	15	$1,050.00	227	0.0124	0	0	0
456	NWS	Commer	All	Lodging	Service Hot	Electric Storage Water Heater	Per 1000 sqft	ROB	15	15	$1,050.00	441	0.0242	0	0	0
457	NWS	Commer	All	Lodging	Service Hot	Electric Storage Water Heater	Per 1000 sqft	ROB	15	15	$1,950.00	595	0.0326	0	0	0
458	NWS	Commer	All	Restaurant	Service Hot	Electric Storage Water Heater	Per 1000 sqft	ROB	15	15	$1,050.00	2,365	0.2808	0	0	0
459	NWS	Commer	All	Restaurant	Service Hot	Electric Storage Water Heater	Per 1000 sqft	ROB	15	15	$1,050.00	4,603	0.5465	0	0	0
460	NWS	Commer	All	Restaurant	Service Hot	Electric Storage Water Heater	Per 1000 sqft	ROB	15	15	$1,950.00	6,213	0.7376	0	0	0
461	NWS	Commer	All	Hospital	Service Hot	Heat Pump Storage Water Heater	Per 1000 sqft	ROB	15	15	$925.00	11,514	0.9464	0	0	0
462	NWS	Commer	All	K12	Service Hot	Heat Pump Storage Water Heater	Per 1000 sqft	ROB	15	15	$925.00	210	0.0526	0	0	0
463	NWS	Commer	All	Education	Service Hot	Heat Pump Storage Water Heater	Per 1000 sqft	ROB	15	15	$925.00	280	0.0526	0	0	0
464	NWS	Commer	All	Lodging	Service Hot	Heat Pump Storage Water Heater	Per 1000 sqft	ROB	15	15	$925.00	2,202	0.1206	0	0	0
465	NWS	Commer	All	Restaurant	Service Hot	Heat Pump Storage Water Heater	Per 1000 sqft	ROB	15	15	$925.00	22,981	2.7284	0	0	0
466	NWS	Commer	All	Hospital	Service Hot	Low Flow Faucet Aerators - Electric DHW fue	Per Unit	RET	10	10	$8.00	72	0.0059	0	0	0
467	NWS	Commer	All	K12	Service Hot	Low Flow Faucet Aerators - Electric DHW fue	Per Unit	RET	10	10	$8.00	393	0.0984	0	0	0
468	NWS	Commer	All	Education	Service Hot	Low Flow Faucet Aerators - Electric DHW fue	Per Unit	RET	10	10	$8.00	525	0.0984	0	0	0
469	NWS	Commer	All	Lodging	Service Hot	Low Flow Faucet Aerators - Electric DHW fue	Per Unit	RET	10	10	$8.00	72	0.0039	0	0	0
470	NWS	Commer	All	Restaurant	Service Hot	Low Flow Faucet Aerators - Electric DHW fue	Per Unit	RET	10	10	$8.00	718	0.0852	0	0	0
471	NWS	Commer	Small Commercial	All	Lighting	Small Business Program Audit & Direct Install	Per Participant	RET	0	2	$6.12	472	0.0670	0	0	0
472	NWS	Commer	Small Commercial	All	Lighting	Small Business Program Audit & Direct Install	Per Participant	RET	0	12	$40.82	497	0.1370	0	0	0
473	NWS	Commer	Small Commercial	All	Service Hot	Small Business Program Audit & Direct Install	Per Participant	RET	9	9	$95.81	2,752	0.7400	0	0	0
474	NWS	Commer	Small Commercial	All	Lighting	Small Business Program Lighting Upgrade Package	Per Participant	RET	15	15	$2,958.29	4,890	0.7800	0	0	0
475	NWS	Commer	Small Commercial	All	Refrigeration	Small Business Program Refrigeration Upgrade Package	Per Participant	RET	15	15	$90.85	552	0.0400	0	0	0
476	NWS	Commer	All	Data Center	HVAC	Air Flow Management	per building	RET	12	12	$41,851.85	496,692	57.0000	0	0	0
477	NWS	Commer	All	Data Center	HVAC	Air Flow Management	per building	RET	12	12	$83,703.70	722,700	83.0000	0	0	0
478	NWS	Commer	All	Data Center	HVAC	Air Flow Management	per building	RET	12	12	$209,259.26	658,051	75.0000	0	0	0
479	NWS	Commer	All	Data Center	HVAC	Air Flow Management	per building	RET	12	12	$418,518.52	1,314,000	150.0000	0	0	0
480	NWS	Commer	All	Data Center	Miscellaneou	Load Distribution	per building	RET	12	12	$37,037.04	115,895	13.0000	0	0	0

MEASURE DESCRIPTION											MEASURE INCREMENTAL SAVINGS PER UNIT					
Measure ID	Weather Sensitive	Sector	Sub-Sector	Building Type	End Use	Measure Name	Measure Unit Name	Retrofit (RET), Replace-on-Burnout (ROB), or New Construction (NEW)	Baseline Unit Lifetime (Years)	Efficient Unit Lifetime (Years)	Total Incremental Cost	Annual kWh Savings	Annual kW Coincident Peak Savings	Annual Gas Savings (Therms)	Annual kWh Increases	Annual kW Coincident Peak Increases
481	NWS	Commer	All	Data Center	Miscellaneou	Load Distribution	per building	RET	12	12	$74,074.07	229,950	26.0000	0	0	0
482	NWS	Commer	All	Data Center	Miscellaneou	Load Distribution	per building	RET	12	12	$185,185.19	575,795	66.0000	0	0	0
483	NWS	Commer	All	Data Center	Miscellaneou	Load Distribution	per building	RET	12	12	$370,370.37	1,149,750	131.0000	0	0	0
484	NWS	Commer	All	Data Center	HVAC	Waterside Economizer	per building	RET	12	12	$370,370.37	329,026	0.0000	0	0	0
485	NWS	Commer	All	Data Center	HVAC	Waterside Economizer	per building	RET	12	12	$740,740.74	657,000	0.0000	0	0	0
486	NWS	Commer	All	Data Center	HVAC	Air Flow Management	per building	NEW	12	12	$41,851.85	883,008	101.0000	0	0	0
487	NWS	Commer	All	Data Center	HVAC	Air Flow Management	per building	NEW	12	12	$83,703.70	2,518,500	288.0000	0	0	0
488	NWS	Commer	All	Data Center	HVAC	Air Flow Management	per building	NEW	12	12	$209,259.26	1,919,316	219.0000	0	0	0
489	NWS	Commer	All	Data Center	HVAC	Air Flow Management	per building	NEW	12	12	$418,518.52	3,832,500	437.0000	0	0	0
490	NWS	Commer	All	Data Center	Miscellaneou	Load Distribution	per building	NEW	12	12	$37,037.04	386,316	44.0000	0	0	0
491	NWS	Commer	All	Data Center	Miscellaneou	Load Distribution	per building	NEW	12	12	$74,074.07	766,500	87.0000	0	0	0
492	NWS	Commer	All	Data Center	Miscellaneou	Load Distribution	per building	NEW	12	12	$185,185.19	1,919,316	219.0000	0	0	0
493	NWS	Commer	All	Data Center	Miscellaneou	Load Distribution	per building	NEW	12	12	$370,370.37	3,832,500	437.0000	0	0	0
494	NWS	Commer	All	Data Center	HVAC	Waterside Economizer	per building	NEW	12	12	$370,370.37	822,564	0.0000	0	0	0
495	NWS	Commer	All	Data Center	HVAC	Waterside Economizer	per building	NEW	12	12	$740,740.74	1,642,500	0.0000	0	0	0
496	WS	Commer	Large Commercial	All	Misc	Commercial New Construction	per building	NEW	15	15	$36,768.00	132,429	13.6000	0	0	0
497	WS	Commer	Large Commercial	All	Misc	Commercial New Construction	per building	NEW	15	15	$36,768.00	117,026	12.0200	0	0	0
498	WS	Commer	Small Commercial	All	Misc	Commercial New Construction	per building	NEW	15	15	$1,479.00	5,574	0.4400	0	0	0
499	WS	Commer	Small Commercial	All	Misc	Commercial New Construction	per building	NEW	15	15	$1,479.00	4,926	0.3900	0	0	0
500	WS	Commer	Large Commercial	All	Misc	Retrocommissioning	per building	RET	5	5	$11,062.00	149,245	2.1000	0	0	0
501	WS	Commer	Large Commercial	All	Misc	Retrocommissioning	per building	RET	5	5	$1,216.00	28,212	0.4000	0	0	0
502	NWS	Commer	All	All	Misc	Enabled Dynamic Pricing (Non-Res)	per customer	RET		10	$504.00	0	3.0700	0	0	0
503	NWS	Commer	All	All	Misc	Non-Enabled Dynamic Pricing (Non-Res)	per customer	RET		10	$1.00	0	1.9800	0	0	0

MEASURE DESCRIPTION							MEASURE SELECTION				APPLICABILITY									PROGRAM
Measure ID	Weather Sensitive	Sector	Sub-Sector	Building Type	End Use	Measure Name	Measure TRC calculated for 2014	Measure TRC calculated for 2020	Measure TRC calculated for 2022	Passed Measure Screening? (1=Yes, 0=No)	Total Sub-Sector Units	Measure Units per Sub-Sector Unit	Applicability	Technical Feasibility	Distribution of Measure Permutation by Measure Size	Distribution of Measure Permutation by Efficiency Level	Not Yet Adopted Rate	Annual Replacement Eligibility	Total Applicable Measure Units	Program-Measure Inclusion (if Passed Measure Screening)
1	WS	Commercial	Small Commercial	All	HVAC	Unitary and Split System AC/HP Equipment	1.0	1.3	1.3	1	38,434	10.9	100%	33%	82%	94%	0%	7%	7,147	Commercial Prescriptive & Custom
2	WS	Commercial	Small Commercial	All	HVAC	Unitary and Split System AC/HP Equipment	1.0	1.3	1.4	1	38,434	10.9	100%	33%	8%	24%	0%	7%	177	Commercial Prescriptive & Custom
3	WS	Commercial	Small Commercial	All	HVAC	Unitary and Split System AC/HP Equipment	0.6	0.8	0.9	0	0	0.0	0%	0%	0%	0%	0%	0%	0	*N/A
4	WS	Commercial	Small Commercial	All	HVAC	Unitary and Split System AC/HP Equipment	1.1	1.4	1.5	1	38,434	10.9	100%	33%	8%	76%	0%	7%	563	Commercial Prescriptive & Custom
5	WS	Commercial	Small Commercial	All	HVAC	Unitary and Split System AC/HP Equipment	0.6	0.8	0.9	0	0	0.0	0%	0%	0%	0%	0%	0%	0	*N/A
6	WS	Commercial	Small Commercial	All	HVAC	Unitary and Split System AC/HP Equipment	0.9	1.2	1.3	1	38,434	10.9	100%	67%	8%	16%	0%	7%	245	Commercial Prescriptive & Custom
7	WS	Commercial	Small Commercial	All	HVAC	Unitary and Split System AC/HP Equipment	0.9	1.3	1.4	1	38,434	10.9	100%	0%	5%	14%	0%	7%	190	Commercial Prescriptive & Custom
8	WS	Commercial	Small Commercial	All	HVAC	Unitary and Split System AC/HP Equipment	1.2	1.6	1.7	1	38,434	10.9	100%	0%	4%	50%	0%	7%	563	Commercial Prescriptive & Custom
9	WS	Commercial	Small Commercial	All	HVAC	Unitary and Split System AC/HP Equipment	0.6	0.8	0.9	0	0	0.0	0%	0%	0%	0%	0%	0%	0	*N/A
10	WS	Commercial	Small Commercial	All	HVAC	Unitary and Split System AC/HP Equipment	1.1	1.4	1.5	1	38,434	10.9	100%	67%	8%	84%	0%	7%	1,258	Commercial Prescriptive & Custom
11	WS	Commercial	Small Commercial	All	HVAC	Unitary and Split System AC/HP Equipment	1.1	1.4	1.5	1	38,434	10.9	100%	0%	5%	86%	0%	7%	1,212	Commercial Prescriptive & Custom
12	WS	Commercial	Small Commercial	All	HVAC	Unitary and Split System AC/HP Equipment	1.2	1.5	1.5	1	38,434	10.9	100%	0%	4%	50%	0%	7%	559	Commercial Prescriptive & Custom
13	WS	Commercial	Large Commercial	K12 Education	HVAC	Unitary and Split System AC/HP Equipment	0.7	0.9	1.0	1	14,395	227.5	3%	20%	4%	50%	0%	7%	22	Commercial Prescriptive & Custom
14	WS	Commercial	Large Commercial	Education with Summer Sessions	HVAC	Unitary and Split System AC/HP Equipment	1.0	1.3	1.4	1	14,395	190.8	0%	20%	4%	50%	0%	7%	2	Commercial Prescriptive & Custom
15	WS	Commercial	Large Commercial	Lodging	HVAC	Unitary and Split System AC/HP Equipment	1.5	1.8	1.9	1	14,395	353.5	2%	20%	4%	50%	0%	7%	27	Commercial Prescriptive & Custom
16	WS	Commercial	Large Commercial	General Large Commercial	HVAC	Unitary and Split System AC/HP Equipment	1.1	1.5	1.5	1	14,395	383.7	95%	20%	4%	50%	0%	7%	1,400	Commercial Prescriptive & Custom
17	WS	Commercial	Large Commercial	K12 Education	HVAC	Unitary and Split System AC/HP Equipment	0.6	0.8	0.8	0	0	0.0	0%	0%	0%	0%	0%	0%	0	*N/A
18	WS	Commercial	Large Commercial	Education with Summer Sessions	HVAC	Unitary and Split System AC/HP Equipment	1.0	1.2	1.3	1	14,395	190.8	0%	20%	4%	50%	0%	7%	2	Commercial Prescriptive & Custom
19	WS	Commercial	Large Commercial	Lodging	HVAC	Unitary and Split System AC/HP Equipment	1.4	1.7	1.8	1	14,395	353.5	2%	20%	4%	50%	0%	7%	27	Commercial Prescriptive & Custom
20	WS	Commercial	Large Commercial	General Large Commercial	HVAC	Unitary and Split System AC/HP Equipment	1.0	1.3	1.4	1	14,395	383.7	95%	20%	4%	50%	0%	7%	1,387	Commercial Prescriptive & Custom
21	WS	Commercial	Large Commercial	K12 Education	HVAC	Unitary and Split System AC/HP Equipment	0.6	0.8	0.9	1	14,395	227.5	3%	20%	1%	0%	0%	7%	11	Commercial Prescriptive & Custom
22	WS	Commercial	Large Commercial	Education with Summer Sessions	HVAC	Unitary and Split System AC/HP Equipment	0.9	1.2	1.3	1	14,395	190.8	0%	20%	1%	0%	0%	7%	1	Commercial Prescriptive & Custom
23	WS	Commercial	Large Commercial	Lodging	HVAC	Unitary and Split System AC/HP Equipment	1.3	1.7	1.7	1	14,395	353.5	2%	20%	1%	0%	0%	7%	13	Commercial Prescriptive & Custom
24	WS	Commercial	Large Commercial	General Large Commercial	HVAC	Unitary and Split System AC/HP Equipment	1.0	1.3	1.4	1	14,395	383.7	95%	20%	1%	0%	0%	7%	697	Commercial Prescriptive & Custom
25	WS	Commercial	Small Commercial	All	HVAC	Unitary and Split System AC/HP Equipment	0.8	1.1	1.1	1	38,434	10.9	100%	33%	82%	0%	0%	7%	7,588	Commercial Prescriptive & Custom
26	WS	Commercial	Small Commercial	All	HVAC	Unitary and Split System AC/HP Equipment	0.9	1.2	1.3	1	38,434	10.9	100%	33%	8%	0%	0%	7%	740	Commercial Prescriptive & Custom
27	WS	Commercial	Small Commercial	All	HVAC	Unitary and Split System AC/HP Equipment	0.8	1.1	1.1	1	38,434	10.9	100%	67%	82%	0%	0%	7%	15,406	Commercial Prescriptive & Custom
28	WS	Commercial	Small Commercial	All	HVAC	Unitary and Split System AC/HP Equipment	0.9	1.2	1.3	1	38,434	10.9	100%	67%	8%	0%	0%	7%	1,503	Commercial Prescriptive & Custom
29	WS	Commercial	Small Commercial	All	HVAC	Unitary and Split System AC/HP Equipment	0.9	1.3	1.4	1	38,434	10.9	100%	0%	5%	0%	0%	7%	1,402	Commercial Prescriptive & Custom
30	WS	Commercial	Small Commercial	All	HVAC	Unitary and Split System AC/HP Equipment	0.8	1.2	1.2	1	38,434	10.9	100%	0%	4%	0%	0%	7%	1,122	Commercial Prescriptive & Custom
31	WS	Commercial	Large Commercial	K12 Education	HVAC	Unitary and Split System AC/HP Equipment	0.5	0.7	0.8	0	0	0.0	0%	0%	0%	0%	0%	0%	0	*N/A
32	WS	Commercial	Large Commercial	Education with Summer Sessions	HVAC	Unitary and Split System AC/HP Equipment	0.7	1.0	1.0	1	14,395	190.8	0%	20%	4%	0%	0%	7%	4	Commercial Prescriptive & Custom
33	WS	Commercial	Large Commercial	Lodging	HVAC	Unitary and Split System AC/HP Equipment	0.9	1.2	1.3	1	14,395	353.5	2%	20%	4%	0%	0%	7%	53	Commercial Prescriptive & Custom
34	WS	Commercial	Large Commercial	General Large Commercial	HVAC	Unitary and Split System AC/HP Equipment	0.8	1.1	1.1	1	14,395	383.7	95%	20%	4%	0%	0%	7%	2,787	Commercial Prescriptive & Custom
35	WS	Commercial	Large Commercial	K12 Education	HVAC	Unitary and Split System AC/HP Equipment	0.4	0.6	0.7	0	0	0.0	0%	0%	0%	0%	0%	0%	0	*N/A
36	WS	Commercial	Large Commercial	Education with Summer Sessions	HVAC	Unitary and Split System AC/HP Equipment	0.5	0.7	0.8	0	0	0.0	0%	0%	0%	0%	0%	0%	0	*N/A
37	WS	Commercial	Large Commercial	Lodging	HVAC	Unitary and Split System AC/HP Equipment	0.6	0.9	0.9	0	0	0.0	0%	0%	0%	0%	0%	0%	0	*N/A
38	WS	Commercial	Large Commercial	General Large Commercial	HVAC	Unitary and Split System AC/HP Equipment	0.6	0.8	0.9	0	0	0.0	0%	0%	0%	0%	0%	0%	0	*N/A
39	WS	Commercial	Small Commercial	Lodging	HVAC	PTAC	0.3	0.5	0.6	0	0	0.0	0%	0%	0%	0%	0%	0%	0	*N/A
40	NWS	Commercial	Small Commercial	Lodging	HVAC	Occupancy-Based PTAC/PTHP Controls	0.6	1.0	1.1	0	0	0.0	0%	0%	0%	0%	0%	0%	0	*N/A
41	WS	Commercial	Large Commercial	K12 Education	HVAC	Air or Water Cooled Chilling Equipment (Chillers)	0.5	0.7	0.7	0	0	0.0	0%	0%	0%	0%	0%	0%	0	*N/A
42	WS	Commercial	Large Commercial	Education with Summer Sessions	HVAC	Air or Water Cooled Chilling Equipment (Chillers)	0.8	1.0	1.1	1	14,395	190.8	0%	80%	17%	0%	0%	5%	49	Commercial Prescriptive & Custom
43	WS	Commercial	Large Commercial	Lodging	HVAC	Air or Water Cooled Chilling Equipment (Chillers)	1.0	1.2	1.3	1	14,395	353.5	2%	80%	17%	0%	0%	5%	666	Commercial Prescriptive & Custom
44	WS	Commercial	Large Commercial	General Large Commercial	HVAC	Air or Water Cooled Chilling Equipment (Chillers)	0.8	1.0	1.1	1	14,395	383.7	95%	80%	17%	0%	0%	5%	34,833	Commercial Prescriptive & Custom
45	WS	Commercial	Large Commercial	K12 Education	HVAC	Air or Water Cooled Chilling Equipment (Chillers)	0.3	0.3	0.4	0	0	0.0	0%	0%	0%	0%	0%	0%	0	*N/A
46	WS	Commercial	Large Commercial	Education with Summer Sessions	HVAC	Air or Water Cooled Chilling Equipment (Chillers)	0.6	0.7	0.7	0	0	0.0	0%	0%	0%	0%	0%	0%	0	*N/A
47	WS	Commercial	Large Commercial	Lodging	HVAC	Air or Water Cooled Chilling Equipment (Chillers)	0.9	1.0	1.0	1	14,395	353.5	2%	80%	17%	0%	0%	5%	666	Commercial Prescriptive & Custom
48	WS	Commercial	Large Commercial	General Large Commercial	HVAC	Air or Water Cooled Chilling Equipment (Chillers)	0.6	0.7	0.7	0	0	0.0	0%	0%	0%	0%	0%	0%	0	*N/A
49	WS	Commercial	Large Commercial	Hospital	HVAC	Air or Water Cooled Chilling Equipment (Chillers)	1.1	1.4	1.4	1	14,395	608.0	1%	0%	25%	0%	0%	5%	576	Commercial Prescriptive & Custom
50	WS	Commercial	Large Commercial	K12 Education	HVAC	Air or Water Cooled Chilling Equipment (Chillers)	0.5	0.7	0.7	0	0	0.0	0%	0%	0%	0%	0%	0%	0	*N/A
51	WS	Commercial	Large Commercial	Education with Summer Sessions	HVAC	Air or Water Cooled Chilling Equipment (Chillers)	0.8	1.0	1.0	1	14,395	190.8	0%	0%	17%	0%	0%	5%	61	Commercial Prescriptive & Custom
52	WS	Commercial	Large Commercial	Lodging	HVAC	Air or Water Cooled Chilling Equipment (Chillers)	1.0	1.2	1.3	1	14,395	353.5	2%	0%	17%	0%	0%	5%	833	Commercial Prescriptive & Custom
53	WS	Commercial	Large Commercial	General Large Commercial	HVAC	Air or Water Cooled Chilling Equipment (Chillers)	0.8	1.0	1.0	1	14,395	383.7	95%	0%	17%	0%	0%	5%	43,542	Commercial Prescriptive & Custom
54	WS	Commercial	Large Commercial	Hospital	HVAC	Air or Water Cooled Chilling Equipment (Chillers)	2.2	2.5	2.6	1	14,395	608.0	1%	0%	25%	0%	0%	5%	576	Commercial Prescriptive & Custom
55	WS	Commercial	Large Commercial	K12 Education	HVAC	Air or Water Cooled Chilling Equipment (Chillers)	0.6	0.7	0.8	0	0	0.0	0%	0%	0%	0%	0%	0%	0	*N/A
56	WS	Commercial	Large Commercial	Education with Summer Sessions	HVAC	Air or Water Cooled Chilling Equipment (Chillers)	1.3	1.5	1.5	1	14,395	190.8	0%	0%	17%	0%	0%	5%	61	Commercial Prescriptive & Custom
57	WS	Commercial	Large Commercial	Lodging	HVAC	Air or Water Cooled Chilling Equipment (Chillers)	1.9	2.2	2.2	1	14,395	353.5	2%	0%	17%	0%	0%	5%	833	Commercial Prescriptive & Custom
58	WS	Commercial	Large Commercial	General Large Commercial	HVAC	Air or Water Cooled Chilling Equipment (Chillers)	1.3	1.5	1.5	1	14,395	383.7	95%	0%	17%	0%	0%	5%	43,542	Commercial Prescriptive & Custom
59	WS	Commercial	Large Commercial	Hospital	HVAC	Air or Water Cooled Chilling Equipment (Chillers)	1.8	2.2	2.2	1	14,395	608.0	1%	0%	25%	0%	0%	4%	461	Commercial Prescriptive & Custom
60	WS	Commercial	Large Commercial	Education with Summer Sessions	HVAC	Air or Water Cooled Chilling Equipment (Chillers)	1.3	1.6	1.6	1	14,395	190.8	0%	0%	17%	0%	0%	4%	49	Commercial Prescriptive & Custom

*N/A: Measure did not pass measure level screening and therefore was not included in a program

MEASURE DESCRIPTION							MEASURE SELECTION				APPLICABILITY									PROGRAM
Measure ID	Weather Sensitive	Sector	Sub-Sector	Building Type	End Use	Measure Name	Measure TRC calculated for 2014	Measure TRC calculated for 2020	Measure TRC calculated for 2022	Passed Measure Screening? (1=Yes, 0=No)	Total Sub-Sector Units	Measure Units per Sub-Sector Unit	Applicability	Technical Feasibility	Distribution of Measure Permutation by Measure Size	Distribution of Measure Permutation by Efficiency Level	Not Yet Adopted Rate	Annual Replacement Eligibility	Total Applicable Measure Units	Program-Measure Inclusion (if Passed Measure Screening)
61	WS	Commercial	Large Commercial	Lodging	HVAC	Air or Water Cooled Chilling Equipment (Chillers)	1.6	1.9	2.0	1	14,395	353.5	2%	0%	17%	0%	0%	4%	666	Commercial Prescriptive & Custom
62	WS	Commercial	Large Commercial	General Large Commercial	HVAC	Air or Water Cooled Chilling Equipment (Chillers)	1.3	1.6	1.6	1	14,395	383.7	95%	0%	17%	0%	0%	4%	34,833	Commercial Prescriptive & Custom
63	WS	Commercial	Large Commercial	Hospital	HVAC	Air or Water Cooled Chilling Equipment (Chillers)	1.7	1.9	1.9	1	14,395	608.0	1%	0%	25%	0%	0%	4%	461	Commercial Prescriptive & Custom
64	WS	Commercial	Large Commercial	Education with Summer Sessions	HVAC	Air or Water Cooled Chilling Equipment (Chillers)	1.0	1.1	1.1	1	14,395	190.8	0%	0%	17%	0%	0%	4%	49	Commercial Prescriptive & Custom
65	WS	Commercial	Large Commercial	Lodging	HVAC	Air or Water Cooled Chilling Equipment (Chillers)	1.5	1.6	1.7	1	14,395	353.5	2%	0%	17%	0%	0%	4%	666	Commercial Prescriptive & Custom
66	WS	Commercial	Large Commercial	General Large Commercial	HVAC	Air or Water Cooled Chilling Equipment (Chillers)	1.0	1.1	1.1	1	14,395	383.7	95%	0%	17%	0%	0%	4%	34,833	Commercial Prescriptive & Custom
67	NWS	Commercial	Large Commercial	Hospital	HVAC	Variable Speed Drives for HVAC	9.3	10.6	10.9	1	14,395	364.8	1%	0%	0%	0%	75%	100%	20,789	Commercial Prescriptive & Custom
68	NWS	Commercial	Large Commercial	Hospital	HVAC	Variable Speed Drives for HVAC	3.4	4.0	4.2	1	14,395	36.5	1%	0%	0%	0%	75%	100%	2,079	Commercial Prescriptive & Custom
69	NWS	Commercial	Large Commercial	Hospital	HVAC	Variable Speed Drives for HVAC	5.9	6.6	6.8	1	14,395	36.5	1%	0%	0%	0%	75%	100%	2,079	Commercial Prescriptive & Custom
70	NWS	Commercial	Large Commercial	Hospital	HVAC	Variable Speed Drives for HVAC	14.0	15.9	16.3	1	14,395	36.5	1%	0%	0%	0%	75%	100%	2,079	Commercial Prescriptive & Custom
71	NWS	Commercial	Large Commercial	K12 Education	HVAC	Variable Speed Drives for HVAC	2.9	3.5	3.6	1	14,395	136.5	3%	90%	0%	0%	75%	100%	34,012	Commercial Prescriptive & Custom
72	NWS	Commercial	Large Commercial	K12 Education	HVAC	Variable Speed Drives for HVAC	1.6	2.1	2.2	1	14,395	13.7	3%	80%	0%	0%	75%	100%	3,023	Commercial Prescriptive & Custom
73	NWS	Commercial	Large Commercial	K12 Education	HVAC	Variable Speed Drives for HVAC	5.9	6.6	6.8	1	14,395	13.7	3%	80%	0%	0%	75%	100%	3,023	Commercial Prescriptive & Custom
74	NWS	Commercial	Large Commercial	K12 Education	HVAC	Variable Speed Drives for HVAC	4.4	5.1	5.3	1	14,395	13.7	3%	80%	0%	0%	75%	100%	3,023	Commercial Prescriptive & Custom
75	NWS	Commercial	Large Commercial	Education with Summer Sessions	HVAC	Variable Speed Drives for HVAC	3.4	4.0	4.1	1	14,395	114.5	0%	0%	0%	0%	75%	100%	3,324	Commercial Prescriptive & Custom
76	NWS	Commercial	Large Commercial	Education with Summer Sessions	HVAC	Variable Speed Drives for HVAC	1.7	2.2	2.3	1	14,395	11.4	0%	90%	0%	0%	75%	100%	299	Commercial Prescriptive & Custom
77	NWS	Commercial	Large Commercial	Education with Summer Sessions	HVAC	Variable Speed Drives for HVAC	5.9	6.6	6.8	1	14,395	11.4	0%	80%	0%	0%	75%	100%	266	Commercial Prescriptive & Custom
78	NWS	Commercial	Large Commercial	Education with Summer Sessions	HVAC	Variable Speed Drives for HVAC	5.1	5.9	6.1	1	14,395	11.4	0%	80%	0%	0%	75%	100%	266	Commercial Prescriptive & Custom
79	NWS	Commercial	Large Commercial	Lodging	HVAC	Variable Speed Drives for HVAC	3.9	4.6	4.8	1	14,395	212.1	2%	0%	0%	0%	75%	100%	45,081	Commercial Prescriptive & Custom
80	NWS	Commercial	Large Commercial	Lodging	HVAC	Variable Speed Drives for HVAC	1.9	2.4	2.5	1	14,395	21.2	2%	90%	0%	0%	75%	100%	4,057	Commercial Prescriptive & Custom
81	NWS	Commercial	Large Commercial	Lodging	HVAC	Variable Speed Drives for HVAC	5.9	6.6	6.8	1	14,395	21.2	2%	80%	0%	0%	75%	100%	3,606	Commercial Prescriptive & Custom
82	NWS	Commercial	Large Commercial	Lodging	HVAC	Variable Speed Drives for HVAC	5.9	6.8	7.1	1	14,395	21.2	2%	80%	0%	0%	75%	100%	3,606	Commercial Prescriptive & Custom
83	NWS	Commercial	Large Commercial	General Large Commercial	HVAC	Variable Speed Drives for HVAC	4.7	5.5	5.7	1	14,395	230.2	95%	0%	0%	0%	75%	100%	2,357,268	Commercial Prescriptive & Custom
84	NWS	Commercial	Large Commercial	General Large Commercial	HVAC	Variable Speed Drives for HVAC	2.1	2.6	2.7	1	14,395	23.0	95%	90%	0%	0%	75%	100%	212,154	Commercial Prescriptive & Custom
85	NWS	Commercial	Large Commercial	General Large Commercial	HVAC	Variable Speed Drives for HVAC	5.9	6.6	6.8	1	14,395	23.0	95%	80%	0%	0%	75%	100%	188,581	Commercial Prescriptive & Custom
86	NWS	Commercial	Large Commercial	General Large Commercial	HVAC	Variable Speed Drives for HVAC	7.1	8.2	8.4	1	14,395	23.0	95%	80%	0%	0%	75%	100%	188,581	Commercial Prescriptive & Custom
87	NWS	Commercial	Small Commercial	All	HVAC	Dual Enthalpy Economizer	1.4	1.5	1.6	1	38,434	1.0	100%	0%	0%	0%	0%	10%	3,843	Commercial Prescriptive & Custom
88	NWS	Commercial	Large Commercial	All	HVAC	Dual Enthalpy Economizer	1.6	1.8	1.9	1	14,395	1.0	100%	0%	0%	0%	0%	10%	1,440	Commercial Prescriptive & Custom
89	NWS	Commercial	Small Commercial	All	HVAC	Demand Controlled Ventilation	3.3	5.6	6.1	1	38,434	1.0	100%	0%	0%	0%	0%	10%	3,843	Commercial Prescriptive & Custom
90	NWS	Commercial	Large Commercial	All	HVAC	Demand Controlled Ventilation	0.8	0.9	0.9	1	14,395	1.0	100%	0%	0%	0%	0%	10%	1,440	Commercial Prescriptive & Custom
91	WS	Commercial	Small Commercial	All	HVAC	Ground Source Heatpump	0.6	0.8	0.9	0	0	0.0	0%	0%	0%	0%	0%	0%	0	*N/A
92	WS	Commercial	Small Commercial	All	HVAC	AC Tune-Up	0.5	1.1	1.3	1	38,434	10.9	100%	0%	0%	0%	0%	100%	420,636	Small Business Solutions
93	NWS	Commercial	Small Commercial	All	HVAC	Electronically Commutated Motors for Refrigeration and HVAC Application	5.3	6.6	6.9	1	38,434	2.0	100%	82%	0%	0%	0%	100%	63,032	Small Business Solutions
94	NWS	Commercial	All	Hospital	Lighting	High Performance T8/T5 with Low-BF Ballast	0.4	0.5	0.6	0	0	0.0	0%	0%	0%	0%	0%	0%	0	*N/A
95	NWS	Commercial	All	Hospital	Lighting	High Performance T8/T5 with Low-BF Ballast	0.6	0.7	0.7	0	0	0.0	0%	0%	0%	0%	0%	0%	0	*N/A
96	NWS	Commercial	All	Hospital	Lighting	High Performance T8/T5 with Low-BF Ballast	0.8	1.0	1.1	0	0	0.0	0%	0%	0%	0%	0%	0%	0	*N/A
97	NWS	Commercial	All	Hospital	Lighting	High Performance T8/T5 with Low-BF Ballast	0.9	1.2	1.2	0	0	0.0	0%	0%	0%	0%	0%	0%	0	*N/A
98	NWS	Commercial	All	K12 Education	Lighting	High Performance T8/T5 with Low-BF Ballast	0.4	0.5	0.5	0	0	0.0	0%	0%	0%	0%	0%	0%	0	*N/A
99	NWS	Commercial	All	K12 Education	Lighting	High Performance T8/T5 with Low-BF Ballast	0.5	0.6	0.6	0	0	0.0	0%	0%	0%	0%	0%	0%	0	*N/A
100	NWS	Commercial	All	K12 Education	Lighting	High Performance T8/T5 with Low-BF Ballast	0.8	0.9	0.9	0	0	0.0	0%	0%	0%	0%	0%	0%	0	*N/A
101	NWS	Commercial	All	K12 Education	Lighting	High Performance T8/T5 with Low-BF Ballast	0.9	1.0	1.0	0	0	0.0	0%	0%	0%	0%	0%	0%	0	*N/A
102	NWS	Commercial	All	Education with Summer Sessions	Lighting	High Performance T8/T5 with Low-BF Ballast	0.4	0.5	0.5	0	0	0.0	0%	0%	0%	0%	0%	0%	0	*N/A
103	NWS	Commercial	All	Education with Summer Sessions	Lighting	High Performance T8/T5 with Low-BF Ballast	0.6	0.7	0.7	0	0	0.0	0%	0%	0%	0%	0%	0%	0	*N/A
104	NWS	Commercial	All	Education with Summer Sessions	Lighting	High Performance T8/T5 with Low-BF Ballast	0.8	1.0	1.0	0	0	0.0	0%	0%	0%	0%	0%	0%	0	*N/A
105	NWS	Commercial	All	Education with Summer Sessions	Lighting	High Performance T8/T5 with Low-BF Ballast	0.9	1.1	1.2	0	0	0.0	0%	0%	0%	0%	0%	0%	0	*N/A
106	NWS	Commercial	All	Lodging	Lighting	High Performance T8/T5 with Low-BF Ballast	0.4	0.5	0.5	0	0	0.0	0%	0%	0%	0%	0%	0%	0	*N/A
107	NWS	Commercial	All	Lodging	Lighting	High Performance T8/T5 with Low-BF Ballast	0.5	0.7	0.7	0	0	0.0	0%	0%	0%	0%	0%	0%	0	*N/A
108	NWS	Commercial	All	Lodging	Lighting	High Performance T8/T5 with Low-BF Ballast	0.8	1.0	1.0	0	0	0.0	0%	0%	0%	0%	0%	0%	0	*N/A
109	NWS	Commercial	All	Lodging	Lighting	High Performance T8/T5 with Low-BF Ballast	0.9	1.1	1.2	0	0	0.0	0%	0%	0%	0%	0%	0%	0	*N/A
110	NWS	Commercial	All	General Large Commercial	Lighting	High Performance T8/T5 with Low-BF Ballast	0.4	0.5	0.6	0	0	0.0	0%	0%	0%	0%	0%	0%	0	*N/A
111	NWS	Commercial	All	General Large Commercial	Lighting	High Performance T8/T5 with Low-BF Ballast	0.6	0.7	0.7	0	0	0.0	0%	0%	0%	0%	0%	0%	0	*N/A
112	NWS	Commercial	All	General Large Commercial	Lighting	High Performance T8/T5 with Low-BF Ballast	0.8	1.0	1.1	0	0	0.0	0%	0%	0%	0%	0%	0%	0	*N/A
113	NWS	Commercial	All	General Large Commercial	Lighting	High Performance T8/T5 with Low-BF Ballast	1.0	1.2	1.2	0	0	0.0	0%	0%	0%	0%	0%	0%	0	*N/A
114	NWS	Commercial	All	General Small Commercial	Lighting	High Performance T8/T5 with Low-BF Ballast	0.5	0.6	0.6	0	0	0.0	0%	0%	0%	0%	0%	0%	0	*N/A
115	NWS	Commercial	All	General Small Commercial	Lighting	High Performance T8/T5 with Low-BF Ballast	0.6	0.7	0.8	0	0	0.0	0%	0%	0%	0%	0%	0%	0	*N/A
116	NWS	Commercial	All	General Small Commercial	Lighting	High Performance T8/T5 with Low-BF Ballast	0.9	1.1	1.1	0	0	0.0	0%	0%	0%	0%	0%	0%	0	*N/A
117	NWS	Commercial	All	General Small Commercial	Lighting	High Performance T8/T5 with Low-BF Ballast	1.0	1.2	1.3	0	0	0.0	0%	0%	0%	0%	0%	0%	0	*N/A
118	NWS	Commercial	All	Hospital	Lighting	Reduced Wattage T8/T5 Lamps	3.9	5.3	5.6	1	52,754	9056.3	0%	86%	58%	0%	0%	38%	130,786	Commercial Prescriptive & Custom
119	NWS	Commercial	All	K12 Education	Lighting	Reduced Wattage T8/T5 Lamps	4.1	5.2	5.4	1	52,754	1956.1	1%	85%	58%	0%	0%	19%	79,264	Commercial Prescriptive & Custom
120	NWS	Commercial	All	Education with Summer Sessions	Lighting	Reduced Wattage T8/T5 Lamps	4.4	5.9	6.2	1	52,754	1189.6	0%	85%	58%	0%	0%	24%	5,399	Commercial Prescriptive & Custom

*N/A: Measure did not pass measure level screening and therefore was not included in a program

MEASURE DESCRIPTION							MEASURE SELECTION				APPLICABILITY									PROGRAM
Measure ID	Weather Sensitive	Sector	Sub-Sector	Building Type	End Use	Measure Name	Measure TRC calculated for 2014	Measure TRC calculated for 2020	Measure TRC calculated for 2022	Passed Measure Screening? (1=Yes, 0=No)	Total Sub-Sector Units	Measure Units per Sub-Sector Unit	Applicability	Technical Feasibility	Distribution of Measure Permutation by Measure Size	Distribution of Measure Permutation by Efficiency Level	Not Yet Adopted Rate	Annual Replacement Eligibility	Total Applicable Measure Units	Program-Measure Inclusion (if Passed Measure Screening)
121	NWS	Commercial	All	Lodging	Lighting	Reduced Wattage T8/T5 Lamps	3.7	5.0	5.4	1	52,754	1362.5	1%	53%	58%	0%	0%	44%	78,873	Commercial Prescriptive & Custom
122	NWS	Commercial	All	General Large Commercial	Lighting	Reduced Wattage T8/T5 Lamps	4.2	5.8	6.2	1	52,754	2291.8	26%	81%	58%	0%	0%	25%	3,652,174	Commercial Prescriptive & Custom
123	NWS	Commercial	All	General Small Commercial	Lighting	Reduced Wattage T8/T5 Lamps	4.1	5.9	6.3	1	52,754	190.4	72%	81%	58%	0%	0%	28%	941,840	Commercial Prescriptive & Custom
124	NWS	Commercial	All	Hospital	Lighting	Reduced Wattage T8/T5 Lamps	1.2	1.7	1.8	0	0	0.0	0%	0%	0%	0%	0%	0%	0	*N/A
125	NWS	Commercial	All	K12 Education	Lighting	Reduced Wattage T8/T5 Lamps	1.3	1.6	1.7	0	0	0.0	0%	0%	0%	0%	0%	0%	0	*N/A
126	NWS	Commercial	All	Education with Summer Sessions	Lighting	Reduced Wattage T8/T5 Lamps	1.4	1.9	2.0	0	0	0.0	0%	0%	0%	0%	0%	0%	0	*N/A
127	NWS	Commercial	All	Lodging	Lighting	Reduced Wattage T8/T5 Lamps	1.2	1.6	1.7	0	0	0.0	0%	0%	0%	0%	0%	0%	0	*N/A
128	NWS	Commercial	All	General Large Commercial	Lighting	Reduced Wattage T8/T5 Lamps	1.3	1.8	1.9	0	0	0.0	0%	0%	0%	0%	0%	0%	0	*N/A
129	NWS	Commercial	All	General Small Commercial	Lighting	Reduced Wattage T8/T5 Lamps	1.3	1.8	2.0	0	0	0.0	0%	0%	0%	0%	0%	0%	0	*N/A
130	NWS	Commercial	All	Hospital	Lighting	Linear Florescent Fixture Upgrade	1.1	1.4	1.5	1	52,754	2821.1	0%	86%	73%	50%	90%	100%	60,283	Commercial Prescriptive & Custom
131	NWS	Commercial	All	K12 Education	Lighting	Linear Florescent Fixture Upgrade	0.6	0.8	0.8	1	52,754	609.3	1%	85%	73%	50%	90%	100%	75,386	Commercial Prescriptive & Custom
132	NWS	Commercial	All	Education with Summer Sessions	Lighting	Linear Florescent Fixture Upgrade	0.5	0.7	0.8	1	52,754	370.6	0%	85%	73%	50%	90%	100%	3,987	Commercial Prescriptive & Custom
133	NWS	Commercial	All	Lodging	Lighting	Linear Florescent Fixture Upgrade	1.3	1.6	1.7	1	52,754	424.4	1%	53%	73%	50%	90%	100%	31,420	Commercial Prescriptive & Custom
134	NWS	Commercial	All	General Large Commercial	Lighting	Linear Florescent Fixture Upgrade	0.8	1.1	1.1	1	52,754	713.9	26%	81%	73%	50%	90%	100%	2,581,187	Commercial Prescriptive & Custom
135	NWS	Commercial	All	General Small Commercial	Lighting	Linear Florescent Fixture Upgrade	0.9	1.2	1.3	1	52,754	59.3	72%	81%	73%	50%	90%	100%	599,597	Commercial Prescriptive & Custom
136	NWS	Commercial	All	Hospital	Lighting	Linear Florescent Fixture Upgrade	2.0	2.5	2.7	1	52,754	1531.8	0%	86%	50%	50%	90%	100%	22,464	Commercial Prescriptive & Custom
137	NWS	Commercial	All	K12 Education	Lighting	Linear Florescent Fixture Upgrade	1.0	1.4	1.4	1	52,754	330.8	1%	85%	50%	50%	90%	100%	28,092	Commercial Prescriptive & Custom
138	NWS	Commercial	All	Education with Summer Sessions	Lighting	Linear Florescent Fixture Upgrade	1.4	1.8	1.9	1	52,754	201.2	0%	85%	50%	50%	90%	100%	1,486	Commercial Prescriptive & Custom
139	NWS	Commercial	All	Lodging	Lighting	Linear Florescent Fixture Upgrade	2.2	2.8	3.0	1	52,754	230.5	1%	53%	50%	50%	90%	100%	11,709	Commercial Prescriptive & Custom
140	NWS	Commercial	All	General Large Commercial	Lighting	Linear Florescent Fixture Upgrade	1.5	1.9	2.1	1	52,754	387.6	26%	81%	50%	50%	90%	100%	961,872	Commercial Prescriptive & Custom
141	NWS	Commercial	All	General Small Commercial	Lighting	Linear Florescent Fixture Upgrade	1.6	2.2	2.3	1	52,754	32.2	72%	81%	50%	50%	90%	100%	223,438	Commercial Prescriptive & Custom
142	NWS	Commercial	All	Hospital	Lighting	Linear Florescent Fixture Upgrade	0.7	0.9	0.9	1	52,754	2821.1	0%	86%	100%	50%	90%	100%	82,748	Commercial Prescriptive & Custom
143	NWS	Commercial	All	K12 Education	Lighting	Linear Florescent Fixture Upgrade	0.4	0.5	0.5	1	52,754	609.3	1%	85%	100%	50%	90%	100%	103,479	Commercial Prescriptive & Custom
144	NWS	Commercial	All	Education with Summer Sessions	Lighting	Linear Florescent Fixture Upgrade	0.5	0.6	0.7	1	52,754	370.6	0%	85%	100%	50%	90%	100%	5,472	Commercial Prescriptive & Custom
145	NWS	Commercial	All	Lodging	Lighting	Linear Florescent Fixture Upgrade	0.8	1.0	1.0	1	52,754	424.4	1%	53%	100%	50%	90%	100%	43,129	Commercial Prescriptive & Custom
146	NWS	Commercial	All	General Large Commercial	Lighting	Linear Florescent Fixture Upgrade	0.5	0.7	0.7	1	52,754	713.9	26%	81%	100%	50%	90%	100%	3,543,059	Commercial Prescriptive & Custom
147	NWS	Commercial	All	General Small Commercial	Lighting	Linear Florescent Fixture Upgrade	0.6	0.8	0.8	1	52,754	59.3	72%	81%	100%	50%	90%	100%	823,036	Commercial Prescriptive & Custom
148	NWS	Commercial	All	Hospital	Lighting	Linear Florescent Fixture Upgrade	1.4	1.7	1.8	1	52,754	1531.8	0%	86%	100%	50%	90%	100%	44,929	Commercial Prescriptive & Custom
149	NWS	Commercial	All	K12 Education	Lighting	Linear Florescent Fixture Upgrade	0.7	0.9	1.0	1	52,754	330.8	1%	85%	100%	50%	90%	100%	56,185	Commercial Prescriptive & Custom
150	NWS	Commercial	All	Education with Summer Sessions	Lighting	Linear Florescent Fixture Upgrade	0.9	1.2	1.3	1	52,754	201.2	0%	85%	100%	50%	90%	100%	2,971	Commercial Prescriptive & Custom
151	NWS	Commercial	All	Lodging	Lighting	Linear Florescent Fixture Upgrade	1.5	1.9	2.0	1	52,754	230.5	1%	53%	100%	50%	90%	100%	23,417	Commercial Prescriptive & Custom
152	NWS	Commercial	All	General Large Commercial	Lighting	Linear Florescent Fixture Upgrade	1.0	1.3	1.4	1	52,754	387.6	26%	81%	100%	50%	90%	100%	1,923,744	Commercial Prescriptive & Custom
153	NWS	Commercial	All	General Small Commercial	Lighting	Linear Florescent Fixture Upgrade	1.1	1.5	1.6	1	52,754	32.2	72%	81%	100%	50%	90%	100%	446,876	Commercial Prescriptive & Custom
154	NWS	Commercial	All	Hospital	Lighting	Commercial Standard CFL	4.3	5.3	6.3	0	0	0.0	0%	0%	0%	0%	0%	0%	0	*N/A
155	NWS	Commercial	All	Hospital	Lighting	Commercial Standard CFL	2.8	3.4	4.1	0	0	0.0	0%	0%	0%	0%	0%	0%	0	*N/A
156	NWS	Commercial	All	K12 Education	Lighting	Commercial Standard CFL	2.3	2.9	3.6	0	0	0.0	0%	0%	0%	0%	0%	0%	0	*N/A
157	NWS	Commercial	All	K12 Education	Lighting	Commercial Standard CFL	2.7	3.6	4.3	0	0	0.0	0%	0%	0%	0%	0%	0%	0	*N/A
158	NWS	Commercial	All	Education with Summer Sessions	Lighting	Commercial Standard CFL	5.3	7.1	8.4	0	0	0.0	0%	0%	0%	0%	0%	0%	0	*N/A
159	NWS	Commercial	All	Education with Summer Sessions	Lighting	Commercial Standard CFL	3.5	4.7	5.6	0	0	0.0	0%	0%	0%	0%	0%	0%	0	*N/A
160	NWS	Commercial	All	Lodging	Lighting	Commercial Standard CFL	4.3	5.3	5.7	1	52,754	880.8	1%	20%	90%	0%	100%	100%	67,548	Commercial Prescriptive & Custom
161	NWS	Commercial	All	Lodging	Lighting	Commercial Standard CFL	2.8	3.4	3.8	1	52,754	482.3	1%	20%	10%	54%	100%	100%	2,232	Commercial Prescriptive & Custom
162	NWS	Commercial	All	General Large Commercial	Lighting	Commercial Standard CFL	5.5	7.5	8.9	0	0	0.0	0%	0%	0%	0%	0%	0%	0	*N/A
163	NWS	Commercial	All	General Large Commercial	Lighting	Commercial Standard CFL	3.6	5.0	6.0	0	0	0.0	0%	0%	0%	0%	0%	0%	0	*N/A
164	NWS	Commercial	All	General Small Commercial	Lighting	Commercial Standard CFL	6.1	8.3	9.9	0	0	0.0	0%	0%	0%	0%	0%	0%	0	*N/A
165	NWS	Commercial	All	General Small Commercial	Lighting	Commercial Standard CFL	2.2	2.8	3.7	0	0	0.0	0%	0%	0%	0%	0%	0%	0	*N/A
166	NWS	Commercial	All	Hospital	Lighting	LED Bulbs	5.0	6.6	7.0	1	52,754	5977.0	0%	2%	33%	0%	100%	100%	2,990	Commercial Prescriptive & Custom
167	NWS	Commercial	All	Hospital	Lighting	LED Bulbs	6.3	8.3	8.8	1	52,754	3205.8	0%	2%	67%	0%	100%	100%	3,256	Commercial Prescriptive & Custom
168	NWS	Commercial	All	K12 Education	Lighting	LED Bulbs	5.7	6.7	6.9	1	52,754	1291.0	1%	3%	33%	0%	100%	100%	5,674	Commercial Prescriptive & Custom
169	NWS	Commercial	All	K12 Education	Lighting	LED Bulbs	7.2	8.4	8.6	1	52,754	692.4	1%	3%	67%	0%	100%	100%	6,179	Commercial Prescriptive & Custom
170	NWS	Commercial	All	Education with Summer Sessions	Lighting	LED Bulbs	5.6	7.1	7.4	1	52,754	785.1	0%	3%	33%	0%	100%	100%	300	Commercial Prescriptive & Custom
171	NWS	Commercial	All	Education with Summer Sessions	Lighting	LED Bulbs	7.1	8.9	9.2	1	52,754	421.1	0%	3%	67%	0%	100%	100%	327	Commercial Prescriptive & Custom
172	NWS	Commercial	All	Lodging	Lighting	LED Bulbs	4.9	5.6	5.7	1	52,754	899.2	1%	20%	90%	43%	100%	100%	29,382	Commercial Prescriptive & Custom
173	NWS	Commercial	All	Lodging	Lighting	LED Bulbs	6.2	7.1	7.2	1	52,754	482.3	1%	20%	10%	46%	100%	100%	1,878	Commercial Prescriptive & Custom
174	NWS	Commercial	All	General Large Commercial	Lighting	LED Bulbs	5.9	7.5	7.8	1	52,754	1512.6	26%	5%	33%	0%	100%	100%	372,263	Commercial Prescriptive & Custom
175	NWS	Commercial	All	General Large Commercial	Lighting	LED Bulbs	7.5	9.4	9.8	1	52,754	811.3	26%	5%	67%	0%	100%	100%	405,374	Commercial Prescriptive & Custom
176	NWS	Commercial	All	General Small Commercial	Lighting	LED Bulbs	6.1	7.9	8.3	1	52,754	125.7	72%	6%	33%	0%	100%	100%	91,329	Commercial Prescriptive & Custom
177	NWS	Commercial	All	General Small Commercial	Lighting	LED Bulbs	7.7	10.0	10.4	1	52,754	67.4	72%	6%	67%	0%	100%	100%	99,452	Commercial Prescriptive & Custom
178	NWS	Commercial	Large Commercial	All	Lighting	Efficient High Bay Lighting	1.3	1.6	1.7	1	14,395	279.9	100%	1%	25%	70%	88%	100%	8,799	Commercial Prescriptive & Custom
179	NWS	Commercial	Small Commercial	All	Lighting	Efficient High Bay Lighting	1.4	1.7	1.8	1	38,434	23.0	100%	1%	25%	70%	88%	100%	1,927	Commercial Prescriptive & Custom
180	NWS	Commercial	Large Commercial	All	Lighting	Efficient High Bay Lighting	1.8	2.2	2.3	1	14,395	185.5	100%	1%	25%	100%	88%	100%	8,332	Commercial Prescriptive & Custom

*N/A: Measure did not pass measure level screening and therefore was not included in a program

MEASURE DESCRIPTION							MEASURE SELECTION				APPLICABILITY									PROGRAM
Measure ID	Weather Sensitive	Sector	Sub-Sector	Building Type	End Use	Measure Name	Measure TRC calculated for 2014	Measure TRC calculated for 2020	Measure TRC calculated for 2022	Passed Measure Screening? (1=Yes, 0=No)	Total Sub-Sector Units	Measure Units per Sub-Sector Unit	Applicability	Technical Feasibility	Distribution of Measure Permutation by Measure Size	Distribution of Measure Permutation by Efficiency Level	Not Yet Adopted Rate	Annual Replacement Eligibility	Total Applicable Measure Units	Program-Measure Inclusion (if Passed Measure Screening)
181	NWS	Commercial	Small Commercial	All	Lighting	Efficient High Bay Lighting	1.8	2.2	2.3	1	38,434	15.2	100%	1%	25%	100%	88%	100%	1,825	Commercial Prescriptive & Custom
182	NWS	Commercial	Large Commercial	All	Lighting	Efficient High Bay Lighting	2.3	2.7	2.8	1	14,395	220.1	100%	1%	25%	70%	88%	100%	6,920	Commercial Prescriptive & Custom
183	NWS	Commercial	Small Commercial	All	Lighting	Efficient High Bay Lighting	2.3	2.7	2.8	1	38,434	18.1	100%	1%	25%	70%	88%	100%	1,516	Commercial Prescriptive & Custom
184	NWS	Commercial	Large Commercial	All	Lighting	Efficient High Bay Lighting	3.1	3.9	4.0	1	14,395	142.7	100%	1%	25%	100%	88%	100%	6,409	Commercial Prescriptive & Custom
185	NWS	Commercial	Small Commercial	All	Lighting	Efficient High Bay Lighting	3.1	3.9	4.0	1	38,434	11.7	100%	1%	25%	100%	88%	100%	1,404	Commercial Prescriptive & Custom
186	NWS	Commercial	Large Commercial	All	Lighting	Efficient High Bay Lighting	0.9	1.3	1.4	1	14,395	220.1	100%	1%	25%	30%	88%	100%	2,966	Commercial Prescriptive & Custom
187	NWS	Commercial	Small Commercial	All	Lighting	Efficient High Bay Lighting	0.9	1.3	1.4	1	38,434	18.1	100%	1%	25%	30%	88%	100%	650	Commercial Prescriptive & Custom
188	NWS	Commercial	Large Commercial	All	Lighting	Efficient High Bay Lighting	0.5	0.7	0.8	1	14,395	279.9	100%	1%	25%	30%	88%	100%	3,771	Commercial Prescriptive & Custom
189	NWS	Commercial	Small Commercial	All	Lighting	Efficient High Bay Lighting	0.5	0.7	0.8	1	38,434	23.0	100%	1%	25%	30%	88%	100%	826	Commercial Prescriptive & Custom
190	NWS	Commercial	Large Commercial	All	Lighting	Lighting Controls	1.7	2.5	2.7	1	14,395	192.9	100%	10%	33%	100%	77%	100%	71,258	Commercial Prescriptive & Custom
191	NWS	Commercial	Large Commercial	All	Lighting	Lighting Controls	1.2	1.7	1.9	1	14,395	192.9	100%	10%	33%	100%	77%	100%	71,258	Commercial Prescriptive & Custom
192	NWS	Commercial	Large Commercial	All	Lighting	Lighting Controls	0.6	0.9	1.0	1	14,395	192.9	100%	10%	33%	100%	77%	100%	71,258	Commercial Prescriptive & Custom
193	NWS	Commercial	Large Commercial	All	Lighting	Lighting Controls	1.7	2.5	2.7	1	14,395	192.9	100%	90%	100%	100%	77%	100%	1,923,973	Commercial Prescriptive & Custom
194	NWS	Commercial	Large Commercial	All	Lighting	Lighting Controls	2.3	3.3	3.6	1	14,395	192.9	100%	10%	33%	100%	77%	100%	71,258	Commercial Prescriptive & Custom
195	NWS	Commercial	Large Commercial	All	Lighting	Lighting Controls	2.0	2.9	3.1	1	14,395	192.9	100%	10%	33%	100%	77%	100%	71,258	Commercial Prescriptive & Custom
196	NWS	Commercial	Large Commercial	All	Lighting	Lighting Controls	2.0	2.9	3.1	1	14,395	192.9	100%	10%	33%	100%	77%	100%	71,258	Commercial Prescriptive & Custom
197	NWS	Commercial	Small Commercial	All	Lighting	Lighting Controls	1.9	2.7	2.9	1	38,434	15.8	100%	10%	33%	100%	77%	100%	15,607	Commercial Prescriptive & Custom
198	NWS	Commercial	Small Commercial	All	Lighting	Lighting Controls	1.3	1.8	2.0	1	38,434	15.8	100%	10%	33%	100%	77%	100%	15,607	Commercial Prescriptive & Custom
199	NWS	Commercial	Small Commercial	All	Lighting	Lighting Controls	0.7	0.9	1.0	1	38,434	15.8	100%	10%	33%	100%	77%	100%	15,607	Commercial Prescriptive & Custom
200	NWS	Commercial	Small Commercial	All	Lighting	Lighting Controls	1.9	2.7	2.9	1	38,434	15.8	100%	90%	100%	100%	77%	100%	421,387	Commercial Prescriptive & Custom
201	NWS	Commercial	Small Commercial	All	Lighting	Lighting Controls	2.5	3.5	3.8	1	38,434	15.8	100%	10%	33%	100%	77%	100%	15,607	Commercial Prescriptive & Custom
202	NWS	Commercial	Small Commercial	All	Lighting	Lighting Controls	2.2	3.1	3.3	1	38,434	15.8	100%	10%	33%	100%	77%	100%	15,607	Commercial Prescriptive & Custom
203	NWS	Commercial	Small Commercial	All	Lighting	Lighting Controls	2.2	3.1	3.3	1	38,434	15.8	100%	10%	33%	100%	77%	100%	15,607	Commercial Prescriptive & Custom
204	NWS	Commercial	Small Commercial	All	Lighting	LED Exit Signs	1.7	2.0	2.0	1	38,434	484.2	100%	1%	0%	100%	0%	100%	214,106	Commercial Prescriptive & Custom
205	NWS	Commercial	All	Hospital	Refrigeration	Electronically Commutated Motors (ECM) for Walk-in and Reach-in	5.0	5.8	6.0	1	52,754	27.0	0%	80%	0%	0%	100%	100%	1,636	Commercial Prescriptive & Custom
206	NWS	Commercial	All	K12 Education	Refrigeration	Electronically Commutated Motors (ECM) for Walk-in and Reach-in	5.0	5.8	6.0	1	52,754	13.5	1%	80%	0%	0%	100%	100%	4,791	Commercial Prescriptive & Custom
207	NWS	Commercial	All	Education with Summer Sessions	Refrigeration	Electronically Commutated Motors (ECM) for Walk-in and Reach-in	5.0	5.8	6.0	1	52,754	13.5	0%	80%	0%	0%	100%	100%	417	Commercial Prescriptive & Custom
208	NWS	Commercial	All	Lodging	Refrigeration	Electronically Commutated Motors (ECM) for Walk-in and Reach-in	5.0	5.8	6.0	1	52,754	13.5	1%	80%	0%	0%	67%	100%	3,080	Commercial Prescriptive & Custom
209	NWS	Commercial	All	Food Sales	Refrigeration	Electronically Commutated Motors (ECM) for Walk-in and Reach-in	5.1	6.1	6.3	1	52,754	101.0	1%	80%	0%	0%	67%	100%	21,871	Commercial Prescriptive & Custom
210	NWS	Commercial	All	Restaurant	Refrigeration	Electronically Commutated Motors (ECM) for Walk-in and Reach-in	5.0	5.8	6.0	1	52,754	13.5	2%	80%	0%	0%	0%	100%	11,784	Commercial Prescriptive & Custom
211	NWS	Commercial	All	Hospital	Refrigeration	ENERGY STAR Solid Door Refrigerator	4.7	5.7	6.0	1	52,754	28.0	0%	0%	100%	0%	0%	8%	177	Commercial Prescriptive & Custom
212	NWS	Commercial	All	Hospital	Refrigeration	ENERGY STAR Solid Door Refrigerator	5.8	7.1	7.4	1	52,754	1.4	0%	0%	33%	0%	0%	8%	3	Commercial Prescriptive & Custom
213	NWS	Commercial	All	Hospital	Refrigeration	ENERGY STAR Solid Door Refrigerator	8.1	9.9	10.3	1	52,754	1.4	0%	0%	33%	0%	0%	8%	3	Commercial Prescriptive & Custom
214	NWS	Commercial	All	Hospital	Refrigeration	ENERGY STAR Solid Door Refrigerator	6.8	8.4	8.8	1	52,754	1.4	0%	0%	33%	0%	0%	8%	3	Commercial Prescriptive & Custom
215	NWS	Commercial	All	Hospital	Refrigeration	ENERGY STAR Solid Door Freezer	9.8	12.0	12.6	1	52,754	28.0	0%	0%	100%	0%	0%	8%	177	Commercial Prescriptive & Custom
216	NWS	Commercial	All	Hospital	Refrigeration	ENERGY STAR Solid Door Freezer	15.2	18.6	19.5	1	52,754	1.4	0%	0%	33%	0%	0%	8%	3	Commercial Prescriptive & Custom
217	NWS	Commercial	All	Hospital	Refrigeration	ENERGY STAR Solid Door Freezer	24.2	29.8	31.1	1	52,754	1.4	0%	0%	33%	0%	0%	8%	3	Commercial Prescriptive & Custom
218	NWS	Commercial	All	Hospital	Refrigeration	ENERGY STAR Solid Door Freezer	13.6	16.7	17.4	1	52,754	1.4	0%	0%	33%	0%	0%	8%	3	Commercial Prescriptive & Custom
219	NWS	Commercial	All	K12 Education	Refrigeration	ENERGY STAR Solid Door Refrigerator	4.7	5.7	6.0	1	52,754	1.4	1%	0%	25%	0%	0%	8%	13	Commercial Prescriptive & Custom
220	NWS	Commercial	All	K12 Education	Refrigeration	ENERGY STAR Solid Door Refrigerator	5.8	7.1	7.4	1	52,754	1.4	1%	0%	25%	0%	0%	8%	13	Commercial Prescriptive & Custom
221	NWS	Commercial	All	K12 Education	Refrigeration	ENERGY STAR Solid Door Refrigerator	8.1	9.9	10.3	1	52,754	1.4	1%	0%	25%	0%	0%	8%	13	Commercial Prescriptive & Custom
222	NWS	Commercial	All	K12 Education	Refrigeration	ENERGY STAR Solid Door Refrigerator	6.8	8.4	8.8	1	52,754	1.4	1%	0%	25%	0%	0%	8%	13	Commercial Prescriptive & Custom
223	NWS	Commercial	All	K12 Education	Refrigeration	ENERGY STAR Solid Door Freezer	9.8	12.0	12.6	1	52,754	1.4	1%	0%	25%	0%	0%	8%	13	Commercial Prescriptive & Custom
224	NWS	Commercial	All	K12 Education	Refrigeration	ENERGY STAR Solid Door Freezer	15.2	18.6	19.5	1	52,754	1.4	1%	0%	25%	0%	0%	8%	13	Commercial Prescriptive & Custom
225	NWS	Commercial	All	K12 Education	Refrigeration	ENERGY STAR Solid Door Freezer	24.2	29.8	31.1	1	52,754	1.4	1%	0%	25%	0%	0%	8%	13	Commercial Prescriptive & Custom
226	NWS	Commercial	All	K12 Education	Refrigeration	ENERGY STAR Solid Door Freezer	13.6	16.7	17.4	1	52,754	1.4	1%	0%	25%	0%	0%	8%	13	Commercial Prescriptive & Custom
227	NWS	Commercial	All	Education with Summer Sessions	Refrigeration	ENERGY STAR Solid Door Refrigerator	4.7	5.7	6.0	1	52,754	1.4	0%	0%	25%	0%	0%	8%	1	Commercial Prescriptive & Custom
228	NWS	Commercial	All	Education with Summer Sessions	Refrigeration	ENERGY STAR Solid Door Refrigerator	5.8	7.1	7.4	1	52,754	1.4	0%	0%	25%	0%	0%	8%	1	Commercial Prescriptive & Custom
229	NWS	Commercial	All	Education with Summer Sessions	Refrigeration	ENERGY STAR Solid Door Refrigerator	8.1	9.9	10.3	1	52,754	1.4	0%	0%	25%	0%	0%	8%	1	Commercial Prescriptive & Custom
230	NWS	Commercial	All	Education with Summer Sessions	Refrigeration	ENERGY STAR Solid Door Refrigerator	6.8	8.4	8.8	1	52,754	1.4	0%	0%	25%	0%	0%	8%	1	Commercial Prescriptive & Custom
231	NWS	Commercial	All	Education with Summer Sessions	Refrigeration	ENERGY STAR Solid Door Freezer	9.8	12.0	12.6	1	52,754	1.4	0%	0%	25%	0%	0%	8%	1	Commercial Prescriptive & Custom
232	NWS	Commercial	All	Education with Summer Sessions	Refrigeration	ENERGY STAR Solid Door Freezer	15.2	18.6	19.5	1	52,754	1.4	0%	0%	25%	0%	0%	8%	1	Commercial Prescriptive & Custom
233	NWS	Commercial	All	Education with Summer Sessions	Refrigeration	ENERGY STAR Solid Door Freezer	24.2	29.8	31.1	1	52,754	1.4	0%	0%	25%	0%	0%	8%	1	Commercial Prescriptive & Custom
234	NWS	Commercial	All	Education with Summer Sessions	Refrigeration	ENERGY STAR Solid Door Freezer	13.6	16.7	17.4	1	52,754	1.4	0%	0%	25%	0%	0%	8%	1	Commercial Prescriptive & Custom
235	NWS	Commercial	All	Lodging	Refrigeration	ENERGY STAR Solid Door Refrigerator	4.7	5.7	6.0	1	52,754	1.4	1%	0%	25%	0%	0%	8%	12	Commercial Prescriptive & Custom
236	NWS	Commercial	All	Lodging	Refrigeration	ENERGY STAR Solid Door Refrigerator	5.8	7.1	7.4	1	52,754	1.4	1%	0%	25%	0%	0%	8%	12	Commercial Prescriptive & Custom
237	NWS	Commercial	All	Lodging	Refrigeration	ENERGY STAR Solid Door Refrigerator	8.1	9.9	10.3	1	52,754	1.4	1%	0%	25%	0%	0%	8%	12	Commercial Prescriptive & Custom
238	NWS	Commercial	All	Lodging	Refrigeration	ENERGY STAR Solid Door Refrigerator	6.8	8.4	8.8	1	52,754	1.4	1%	0%	25%	0%	0%	8%	12	Commercial Prescriptive & Custom
239	NWS	Commercial	All	Lodging	Refrigeration	ENERGY STAR Solid Door Freezer	9.8	12.0	12.6	1	52,754	1.4	1%	0%	25%	0%	0%	8%	12	Commercial Prescriptive & Custom
240	NWS	Commercial	All	Lodging	Refrigeration	ENERGY STAR Solid Door Freezer	15.2	18.6	19.5	1	52,754	1.4	1%	0%	25%	0%	0%	8%	12	Commercial Prescriptive & Custom

*N/A: Measure did not pass measure level screening and therefore was not included in a program

MEASURE DESCRIPTION							MEASURE SELECTION				APPLICABILITY									PROGRAM
Measure ID	Weather Sensitive	Sector	Sub-Sector	Building Type	End Use	Measure Name	Measure TRC calculated for 2014	Measure TRC calculated for 2020	Measure TRC calculated for 2022	Passed Measure Screening? (1=Yes, 0=No)	Total Sub-Sector Units	Measure Units per Sub-Sector Unit	Applicability	Technical Feasibility	Distribution of Measure Permutation by Measure Size	Distribution of Measure Permutation by Efficiency Level	Not Yet Adopted Rate	Annual Replacement Eligibility	Total Applicable Measure Units	Program-Measure Inclusion (if Passed Measure Screening)
241	NWS	Commercial	All	Lodging	Refrigeration	ENERGY STAR Solid Door Freezer	24.2	29.8	31.1	1	52,754	1.4	1%	0%	25%	0%	0%	8%	12	Commercial Prescriptive & Custom
242	NWS	Commercial	All	Lodging	Refrigeration	ENERGY STAR Solid Door Freezer	13.6	16.7	17.4	1	52,754	1.4	1%	0%	25%	0%	0%	8%	12	Commercial Prescriptive & Custom
243	NWS	Commercial	All	Food Sales	Refrigeration	ENERGY STAR Solid Door Refrigerator	4.7	5.7	6.0	1	52,754	1.4	1%	0%	25%	0%	0%	8%	12	Commercial Prescriptive & Custom
244	NWS	Commercial	All	Food Sales	Refrigeration	ENERGY STAR Solid Door Refrigerator	5.8	7.1	7.4	1	52,754	1.4	1%	0%	25%	0%	0%	8%	12	Commercial Prescriptive & Custom
245	NWS	Commercial	All	Food Sales	Refrigeration	ENERGY STAR Solid Door Refrigerator	8.1	9.9	10.3	1	52,754	1.4	1%	0%	25%	0%	0%	8%	12	Commercial Prescriptive & Custom
246	NWS	Commercial	All	Food Sales	Refrigeration	ENERGY STAR Solid Door Refrigerator	6.8	8.4	8.8	1	52,754	1.4	1%	0%	25%	0%	0%	8%	12	Commercial Prescriptive & Custom
247	NWS	Commercial	All	Food Sales	Refrigeration	ENERGY STAR Solid Door Freezer	9.8	12.0	12.6	1	52,754	1.4	1%	0%	25%	0%	0%	8%	12	Commercial Prescriptive & Custom
248	NWS	Commercial	All	Food Sales	Refrigeration	ENERGY STAR Solid Door Freezer	15.2	18.6	19.5	1	52,754	1.4	1%	0%	25%	0%	0%	8%	12	Commercial Prescriptive & Custom
249	NWS	Commercial	All	Food Sales	Refrigeration	ENERGY STAR Solid Door Freezer	24.2	29.8	31.1	1	52,754	1.4	1%	0%	25%	0%	0%	8%	12	Commercial Prescriptive & Custom
250	NWS	Commercial	All	Food Sales	Refrigeration	ENERGY STAR Solid Door Freezer	13.6	16.7	17.4	1	52,754	1.4	1%	0%	25%	0%	0%	8%	12	Commercial Prescriptive & Custom
251	NWS	Commercial	All	Restaurant	Refrigeration	ENERGY STAR Solid Door Refrigerator	4.7	5.7	6.0	1	52,754	1.4	2%	0%	25%	0%	0%	8%	32	Commercial Prescriptive & Custom
252	NWS	Commercial	All	Restaurant	Refrigeration	ENERGY STAR Solid Door Refrigerator	5.8	7.1	7.4	1	52,754	1.4	2%	0%	25%	0%	0%	8%	32	Commercial Prescriptive & Custom
253	NWS	Commercial	All	Restaurant	Refrigeration	ENERGY STAR Solid Door Refrigerator	8.1	9.9	10.3	1	52,754	1.4	2%	0%	25%	0%	0%	8%	32	Commercial Prescriptive & Custom
254	NWS	Commercial	All	Restaurant	Refrigeration	ENERGY STAR Solid Door Refrigerator	6.8	8.4	8.8	1	52,754	1.4	2%	0%	25%	0%	0%	8%	32	Commercial Prescriptive & Custom
255	NWS	Commercial	All	Restaurant	Refrigeration	ENERGY STAR Solid Door Freezer	9.8	12.0	12.6	1	52,754	1.4	2%	0%	25%	0%	0%	8%	32	Commercial Prescriptive & Custom
256	NWS	Commercial	All	Restaurant	Refrigeration	ENERGY STAR Solid Door Freezer	15.2	18.6	19.5	1	52,754	1.4	2%	0%	25%	0%	0%	8%	32	Commercial Prescriptive & Custom
257	NWS	Commercial	All	Restaurant	Refrigeration	ENERGY STAR Solid Door Freezer	24.2	29.8	31.1	1	52,754	1.4	2%	0%	25%	0%	0%	8%	32	Commercial Prescriptive & Custom
258	NWS	Commercial	All	Restaurant	Refrigeration	ENERGY STAR Solid Door Freezer	13.6	16.7	17.4	1	52,754	1.4	2%	0%	25%	0%	0%	8%	32	Commercial Prescriptive & Custom
259	NWS	Commercial	All	Hospital	Refrigeration	Vending Machine Occupancy Controls	1.8	2.1	2.2	1	52,754	8.0	0%	0%	60%	0%	64%	100%	233	Commercial Prescriptive & Custom
260	NWS	Commercial	All	Hospital	Refrigeration	Vending Machine Occupancy Controls	1.2	1.5	1.5	1	52,754	8.0	0%	0%	20%	0%	64%	100%	78	Commercial Prescriptive & Custom
261	NWS	Commercial	All	Hospital	Refrigeration	Vending Machine Occupancy Controls	1.0	1.1	1.2	1	52,754	8.0	0%	0%	20%	0%	64%	100%	78	Commercial Prescriptive & Custom
262	NWS	Commercial	All	K12 Education	Refrigeration	Vending Machine Occupancy Controls	1.8	2.1	2.2	1	52,754	2.0	1%	0%	60%	0%	64%	100%	341	Commercial Prescriptive & Custom
263	NWS	Commercial	All	K12 Education	Refrigeration	Vending Machine Occupancy Controls	1.2	1.5	1.5	1	52,754	2.0	1%	0%	20%	0%	64%	100%	114	Commercial Prescriptive & Custom
264	NWS	Commercial	All	K12 Education	Refrigeration	Vending Machine Occupancy Controls	1.0	1.1	1.2	1	52,754	2.0	1%	0%	20%	0%	64%	100%	114	Commercial Prescriptive & Custom
265	NWS	Commercial	All	Education with Summer Sessions	Refrigeration	Vending Machine Occupancy Controls	1.8	2.1	2.2	1	52,754	4.0	0%	0%	60%	0%	64%	100%	59	Commercial Prescriptive & Custom
266	NWS	Commercial	All	Education with Summer Sessions	Refrigeration	Vending Machine Occupancy Controls	1.2	1.5	1.5	1	52,754	4.0	0%	0%	20%	0%	64%	100%	20	Commercial Prescriptive & Custom
267	NWS	Commercial	All	Education with Summer Sessions	Refrigeration	Vending Machine Occupancy Controls	1.0	1.1	1.2	1	52,754	4.0	0%	0%	20%	0%	64%	100%	20	Commercial Prescriptive & Custom
268	NWS	Commercial	All	Lodging	Refrigeration	Vending Machine Occupancy Controls	1.8	2.1	2.2	1	52,754	6.0	1%	0%	60%	0%	64%	100%	982	Commercial Prescriptive & Custom
269	NWS	Commercial	All	Lodging	Refrigeration	Vending Machine Occupancy Controls	1.2	1.5	1.5	1	52,754	6.0	1%	0%	20%	0%	64%	100%	327	Commercial Prescriptive & Custom
270	NWS	Commercial	All	Lodging	Refrigeration	Vending Machine Occupancy Controls	1.0	1.1	1.2	1	52,754	6.0	1%	0%	20%	0%	64%	100%	327	Commercial Prescriptive & Custom
271	NWS	Commercial	All	Food Sales	Refrigeration	Vending Machine Occupancy Controls	1.8	2.1	2.2	1	52,754	2.0	1%	0%	60%	0%	64%	100%	310	Commercial Prescriptive & Custom
272	NWS	Commercial	All	Food Sales	Refrigeration	Vending Machine Occupancy Controls	1.2	1.5	1.5	1	52,754	2.0	1%	0%	20%	0%	64%	100%	103	Commercial Prescriptive & Custom
273	NWS	Commercial	All	Food Sales	Refrigeration	Vending Machine Occupancy Controls	1.0	1.1	1.2	1	52,754	2.0	1%	0%	20%	0%	64%	100%	103	Commercial Prescriptive & Custom
274	NWS	Commercial	All	Restaurant	Refrigeration	Vending Machine Occupancy Controls	1.8	2.1	2.2	1	52,754	1.0	2%	0%	80%	0%	64%	100%	559	Commercial Prescriptive & Custom
275	NWS	Commercial	All	Restaurant	Refrigeration	Vending Machine Occupancy Controls	1.2	1.5	1.5	1	52,754	1.0	2%	0%	20%	0%	64%	100%	140	Commercial Prescriptive & Custom
276	NWS	Commercial	All	Restaurant	Refrigeration	Vending Machine Occupancy Controls	1.0	1.1	1.2	1	52,754	1.0	2%	0%	0%	0%	64%	100%	0	Commercial Prescriptive & Custom
277	NWS	Commercial	All	Hospital	Refrigeration	Automatic Door Closer for Walk-in Coolers and Freezers	2.1	2.8	3.0	1	52,754	1.0	0%	0%	50%	0%	94%	100%	36	Commercial Prescriptive & Custom
278	NWS	Commercial	All	Hospital	Refrigeration	Automatic Door Closer for Walk-in Coolers and Freezers	5.2	6.8	7.2	1	52,754	1.0	0%	0%	50%	0%	94%	100%	36	Commercial Prescriptive & Custom
279	NWS	Commercial	All	K12 Education	Refrigeration	Automatic Door Closer for Walk-in Coolers and Freezers	2.1	2.8	3.0	1	52,754	1.0	1%	0%	50%	0%	94%	100%	209	Commercial Prescriptive & Custom
280	NWS	Commercial	All	K12 Education	Refrigeration	Automatic Door Closer for Walk-in Coolers and Freezers	5.2	6.8	7.2	1	52,754	1.0	1%	0%	50%	0%	94%	100%	209	Commercial Prescriptive & Custom
281	NWS	Commercial	All	Education with Summer Sessions	Refrigeration	Automatic Door Closer for Walk-in Coolers and Freezers	2.1	2.8	3.0	1	52,754	1.0	0%	0%	50%	0%	94%	100%	18	Commercial Prescriptive & Custom
282	NWS	Commercial	All	Education with Summer Sessions	Refrigeration	Automatic Door Closer for Walk-in Coolers and Freezers	5.2	6.8	7.2	1	52,754	1.0	0%	0%	50%	0%	94%	100%	18	Commercial Prescriptive & Custom
283	NWS	Commercial	All	Lodging	Refrigeration	Automatic Door Closer for Walk-in Coolers and Freezers	2.1	2.8	3.0	1	52,754	1.0	1%	0%	50%	0%	94%	100%	200	Commercial Prescriptive & Custom
284	NWS	Commercial	All	Lodging	Refrigeration	Automatic Door Closer for Walk-in Coolers and Freezers	5.2	6.8	7.2	1	52,754	1.0	1%	0%	50%	0%	94%	100%	200	Commercial Prescriptive & Custom
285	NWS	Commercial	All	Food Sales	Refrigeration	Automatic Door Closer for Walk-in Coolers and Freezers	2.1	2.8	3.0	1	52,754	5.0	1%	0%	50%	0%	94%	100%	949	Commercial Prescriptive & Custom
286	NWS	Commercial	All	Food Sales	Refrigeration	Automatic Door Closer for Walk-in Coolers and Freezers	5.2	6.8	7.2	1	52,754	5.0	1%	0%	50%	0%	94%	100%	949	Commercial Prescriptive & Custom
287	NWS	Commercial	All	Restaurant	Refrigeration	Automatic Door Closer for Walk-in Coolers and Freezers	2.1	2.8	3.0	1	52,754	1.0	2%	0%	50%	0%	94%	100%	513	Commercial Prescriptive & Custom
288	NWS	Commercial	All	Restaurant	Refrigeration	Automatic Door Closer for Walk-in Coolers and Freezers	5.2	6.8	7.2	1	52,754	1.0	2%	0%	50%	0%	94%	100%	513	Commercial Prescriptive & Custom
289	NWS	Commercial	All	Food Sales	Refrigeration	Door Heater Controls for Cooler or Freeze	3.8	4.3	4.4	1	52,754	15.0	1%	0%	17%	0%	33%	100%	333	Commercial Prescriptive & Custom
290	NWS	Commercial	All	Food Sales	Refrigeration	Door Heater Controls for Cooler or Freeze	1.6	1.8	1.9	1	52,754	15.0	1%	0%	17%	0%	33%	100%	333	Commercial Prescriptive & Custom
291	NWS	Commercial	All	Food Sales	Refrigeration	Door Heater Controls for Cooler or Freeze	1.6	1.8	1.9	1	52,754	15.0	1%	0%	17%	0%	33%	100%	333	Commercial Prescriptive & Custom
292	NWS	Commercial	All	Food Sales	Refrigeration	Door Heater Controls for Cooler or Freeze	7.2	8.1	8.4	1	52,754	15.0	1%	0%	17%	0%	33%	100%	333	Commercial Prescriptive & Custom
293	NWS	Commercial	All	Food Sales	Refrigeration	Door Heater Controls for Cooler or Freeze	3.1	3.4	3.5	1	52,754	15.0	1%	0%	17%	0%	33%	100%	333	Commercial Prescriptive & Custom
294	NWS	Commercial	All	Food Sales	Refrigeration	Door Heater Controls for Cooler or Freeze	3.1	3.4	3.5	1	52,754	15.0	1%	0%	17%	0%	33%	100%	333	Commercial Prescriptive & Custom
295	NWS	Commercial	All	Restaurant	Refrigeration	Door Heater Controls for Cooler or Freeze	3.8	4.3	4.4	1	52,754	5.0	2%	0%	17%	0%	99%	100%	901	Commercial Prescriptive & Custom
296	NWS	Commercial	All	Restaurant	Refrigeration	Door Heater Controls for Cooler or Freeze	1.6	1.8	1.9	1	52,754	5.0	2%	0%	17%	0%	99%	100%	901	Commercial Prescriptive & Custom
297	NWS	Commercial	All	Restaurant	Refrigeration	Door Heater Controls for Cooler or Freeze	1.6	1.8	1.9	1	52,754	5.0	2%	0%	17%	0%	99%	100%	901	Commercial Prescriptive & Custom
298	NWS	Commercial	All	Restaurant	Refrigeration	Door Heater Controls for Cooler or Freeze	7.2	8.1	8.4	1	52,754	5.0	2%	0%	17%	0%	99%	100%	901	Commercial Prescriptive & Custom
299	NWS	Commercial	All	Restaurant	Refrigeration	Door Heater Controls for Cooler or Freeze	3.1	3.4	3.5	1	52,754	5.0	2%	0%	17%	0%	99%	100%	901	Commercial Prescriptive & Custom
300	NWS	Commercial	All	Restaurant	Refrigeration	Door Heater Controls for Cooler or Freeze	3.1	3.4	3.5	1	52,754	5.0	2%	0%	17%	0%	99%	100%	901	Commercial Prescriptive & Custom

*N/A: Measure did not pass measure level screening and therefore was not included in a program

MEASURE DESCRIPTION							MEASURE SELECTION				APPLICABILITY									PROGRAM
Measure ID	Weather Sensitive	Sector	Sub-Sector	Building Type	End Use	Measure Name	Measure TRC calculated for 2014	Measure TRC calculated for 2020	Measure TRC calculated for 2022	Passed Measure Screening? (1=Yes, 0=No)	Total Sub-Sector Units	Measure Units per Sub-Sector Unit	Applicability	Technical Feasibility	Distribution of Measure Permutation by Measure Size	Distribution of Measure Permutation by Efficiency Level	Not Yet Adopted Rate	Annual Replacement Eligibility	Total Applicable Measure Units	Program-Measure Inclusion (if Passed Measure Screening)
301	NWS	Commercial	All	Hospital	Refrigeration	Evaporator Fan Control	1.1	1.3	1.4	1	52,754	13.5	0%	20%	0%	0%	99%	100%	202	Commercial Prescriptive & Custom
302	NWS	Commercial	All	K12 Education	Refrigeration	Evaporator Fan Control	1.1	1.3	1.4	1	52,754	6.7	1%	20%	0%	0%	99%	100%	593	Commercial Prescriptive & Custom
303	NWS	Commercial	All	Education with Summer Sessions	Refrigeration	Evaporator Fan Control	1.1	1.3	1.4	1	52,754	6.7	0%	20%	0%	0%	99%	100%	52	Commercial Prescriptive & Custom
304	NWS	Commercial	All	Lodging	Refrigeration	Evaporator Fan Control	1.1	1.3	1.4	1	52,754	6.7	1%	20%	0%	0%	99%	100%	569	Commercial Prescriptive & Custom
305	NWS	Commercial	All	Food Sales	Refrigeration	Evaporator Fan Control	1.1	1.3	1.4	1	52,754	50.5	1%	20%	0%	0%	99%	100%	4,040	Commercial Prescriptive & Custom
306	NWS	Commercial	All	Restaurant	Refrigeration	Evaporator Fan Control	1.1	1.3	1.4	1	52,754	6.7	2%	20%	0%	0%	99%	100%	1,458	Commercial Prescriptive & Custom
307	NWS	Commercial	All	Hospital	Refrigeration	Strip Curtain for Walk-in Coolers and Freezers	2.7	3.6	3.8	1	52,754	1.0	0%	0%	0%	0%	77%	100%	58	Commercial Prescriptive & Custom
308	NWS	Commercial	All	Hospital	Refrigeration	Strip Curtain for Walk-in Coolers and Freezers	0.4	0.5	0.5	0	0	0.0	0%	0%	0%	0%	0%	0%	0	*N/A
309	NWS	Commercial	All	K12 Education	Refrigeration	Strip Curtain for Walk-in Coolers and Freezers	2.7	3.6	3.8	1	52,754	1.0	1%	0%	0%	0%	77%	100%	342	Commercial Prescriptive & Custom
310	NWS	Commercial	All	K12 Education	Refrigeration	Strip Curtain for Walk-in Coolers and Freezers	0.4	0.5	0.5	0	0	0.0	0%	0%	0%	0%	0%	0%	0	*N/A
311	NWS	Commercial	All	Education with Summer Sessions	Refrigeration	Strip Curtain for Walk-in Coolers and Freezers	2.7	3.6	3.8	1	52,754	1.0	0%	0%	0%	0%	77%	100%	30	Commercial Prescriptive & Custom
312	NWS	Commercial	All	Education with Summer Sessions	Refrigeration	Strip Curtain for Walk-in Coolers and Freezers	0.4	0.5	0.5	0	0	0.0	0%	0%	0%	0%	0%	0%	0	*N/A
313	NWS	Commercial	All	Lodging	Refrigeration	Strip Curtain for Walk-in Coolers and Freezers	2.7	3.6	3.8	1	52,754	1.0	1%	0%	0%	0%	77%	100%	328	Commercial Prescriptive & Custom
314	NWS	Commercial	All	Lodging	Refrigeration	Strip Curtain for Walk-in Coolers and Freezers	0.4	0.5	0.5	0	0	0.0	0%	0%	0%	0%	0%	0%	0	*N/A
315	NWS	Commercial	All	Food Sales	Refrigeration	Strip Curtain for Walk-in Coolers and Freezers	2.7	3.6	3.8	1	52,754	5.0	1%	0%	0%	0%	62%	100%	1,252	Commercial Prescriptive & Custom
316	NWS	Commercial	All	Food Sales	Refrigeration	Strip Curtain for Walk-in Coolers and Freezers	0.4	0.5	0.5	0	0	0.0	0%	0%	0%	0%	0%	0%	0	*N/A
317	NWS	Commercial	All	Restaurant	Refrigeration	Strip Curtain for Walk-in Coolers and Freezers	2.7	3.6	3.8	1	52,754	1.0	2%	0%	0%	0%	77%	100%	841	Commercial Prescriptive & Custom
318	NWS	Commercial	All	Restaurant	Refrigeration	Strip Curtain for Walk-in Coolers and Freezers	0.4	0.5	0.5	0	0	0.0	0%	0%	0%	0%	0%	0%	0	*N/A
319	NWS	Commercial	All	Hospital	Food Services	ENERGY STAR Dishwasher	22.3	28.2	29.7	1	52,754	1.0	0%	0%	6%	0%	33%	10%	0	Commercial Prescriptive & Custom
320	NWS	Commercial	All	Hospital	Food Services	ENERGY STAR Dishwasher	>1.0 (Cost =	>1.0 (Cost =	>1.0 (Cost =	0	0	0.0	0%	0%	0%	0%	0%	0%	0	*N/A
321	NWS	Commercial	All	Hospital	Food Services	ENERGY STAR Dishwasher	>1.0 (Cost =	>1.0 (Cost =	>1.0 (Cost =	0	0	0.0	0%	0%	0%	0%	0%	0%	0	*N/A
322	NWS	Commercial	All	Hospital	Food Services	ENERGY STAR Dishwasher	15.8	18.4	19.0	1	52,754	1.0	0%	0%	6%	0%	33%	5%	0	Commercial Prescriptive & Custom
323	NWS	Commercial	All	Hospital	Food Services	ENERGY STAR Dishwasher	11.6	14.7	15.5	1	52,754	1.0	0%	0%	6%	0%	33%	10%	0	Commercial Prescriptive & Custom
324	NWS	Commercial	All	Hospital	Food Services	ENERGY STAR Dishwasher	9.9	11.9	12.4	1	52,754	1.0	0%	0%	6%	0%	33%	7%	0	Commercial Prescriptive & Custom
325	NWS	Commercial	All	Hospital	Food Services	ENERGY STAR Dishwasher	3.7	4.3	4.4	1	52,754	1.0	0%	0%	6%	0%	33%	5%	0	Commercial Prescriptive & Custom
326	NWS	Commercial	All	Hospital	Food Services	ENERGY STAR Dishwasher	23.1	26.8	27.6	1	52,754	1.0	0%	0%	6%	0%	33%	5%	0	Commercial Prescriptive & Custom
327	NWS	Commercial	All	Hospital	Food Services	ENERGY STAR Dishwasher	0.9	1.1	1.1	1	52,754	1.0	0%	0%	6%	0%	33%	10%	0	Commercial Prescriptive & Custom
328	NWS	Commercial	All	Hospital	Food Services	ENERGY STAR Dishwasher	22.3	28.2	29.7	1	52,754	1.0	0%	0%	6%	0%	33%	10%	0	Commercial Prescriptive & Custom
329	NWS	Commercial	All	Hospital	Food Services	ENERGY STAR Dishwasher	>1.0 (Cost =	>1.0 (Cost =	>1.0 (Cost =	0	0	0.0	0%	0%	0%	0%	0%	0%	0	*N/A
330	NWS	Commercial	All	Hospital	Food Services	ENERGY STAR Dishwasher	>1.0 (Cost =	>1.0 (Cost =	>1.0 (Cost =	0	0	0.0	0%	0%	0%	0%	0%	0%	0	*N/A
331	NWS	Commercial	All	Hospital	Food Services	ENERGY STAR Dishwasher	15.8	18.4	19.0	1	52,754	1.0	0%	0%	6%	0%	33%	5%	0	Commercial Prescriptive & Custom
332	NWS	Commercial	All	Hospital	Food Services	ENERGY STAR Dishwasher	10.1	12.7	13.4	1	52,754	1.0	0%	0%	6%	0%	33%	10%	0	Commercial Prescriptive & Custom
333	NWS	Commercial	All	Hospital	Food Services	ENERGY STAR Dishwasher	7.7	9.2	9.6	1	52,754	1.0	0%	0%	6%	0%	33%	7%	0	Commercial Prescriptive & Custom
334	NWS	Commercial	All	Hospital	Food Services	ENERGY STAR Dishwasher	3.0	3.5	3.6	1	52,754	1.0	0%	0%	6%	0%	33%	5%	0	Commercial Prescriptive & Custom
335	NWS	Commercial	All	Hospital	Food Services	ENERGY STAR Dishwasher	17.9	20.8	21.5	1	52,754	1.0	0%	0%	6%	0%	33%	5%	0	Commercial Prescriptive & Custom
336	NWS	Commercial	All	Hospital	Food Services	ENERGY STAR Dishwasher	0.7	0.8	0.9	0	0	0.0	0%	0%	0%	0%	0%	0%	0	*N/A
337	NWS	Commercial	All	K12 Education	Food Services	ENERGY STAR Dishwasher	22.3	28.2	29.7	1	52,754	1.0	1%	0%	6%	0%	33%	10%	1	Commercial Prescriptive & Custom
338	NWS	Commercial	All	K12 Education	Food Services	ENERGY STAR Dishwasher	>1.0 (Cost =	>1.0 (Cost =	>1.0 (Cost =	0	0	0.0	0%	0%	0%	0%	0%	0%	0	*N/A
339	NWS	Commercial	All	K12 Education	Food Services	ENERGY STAR Dishwasher	>1.0 (Cost =	>1.0 (Cost =	>1.0 (Cost =	0	0	0.0	0%	0%	0%	0%	0%	0%	0	*N/A
340	NWS	Commercial	All	K12 Education	Food Services	ENERGY STAR Dishwasher	15.8	18.4	19.0	1	52,754	1.0	1%	0%	6%	0%	33%	5%	0	Commercial Prescriptive & Custom
341	NWS	Commercial	All	K12 Education	Food Services	ENERGY STAR Dishwasher	11.6	14.7	15.5	1	52,754	1.0	1%	0%	6%	0%	33%	10%	1	Commercial Prescriptive & Custom
342	NWS	Commercial	All	K12 Education	Food Services	ENERGY STAR Dishwasher	9.9	11.9	12.4	1	52,754	1.0	1%	0%	6%	0%	33%	7%	1	Commercial Prescriptive & Custom
343	NWS	Commercial	All	K12 Education	Food Services	ENERGY STAR Dishwasher	3.7	4.3	4.4	1	52,754	1.0	1%	0%	6%	0%	33%	5%	0	Commercial Prescriptive & Custom
344	NWS	Commercial	All	K12 Education	Food Services	ENERGY STAR Dishwasher	23.1	26.8	27.6	1	52,754	1.0	1%	0%	6%	0%	33%	5%	0	Commercial Prescriptive & Custom
345	NWS	Commercial	All	K12 Education	Food Services	ENERGY STAR Dishwasher	0.9	1.1	1.1	1	52,754	1.0	1%	0%	6%	0%	33%	10%	1	Commercial Prescriptive & Custom
346	NWS	Commercial	All	K12 Education	Food Services	ENERGY STAR Dishwasher	22.3	28.2	29.7	1	52,754	1.0	1%	0%	6%	0%	33%	10%	1	Commercial Prescriptive & Custom
347	NWS	Commercial	All	K12 Education	Food Services	ENERGY STAR Dishwasher	>1.0 (Cost =	>1.0 (Cost =	>1.0 (Cost =	0	0	0.0	0%	0%	0%	0%	0%	0%	0	*N/A
348	NWS	Commercial	All	K12 Education	Food Services	ENERGY STAR Dishwasher	>1.0 (Cost =	>1.0 (Cost =	>1.0 (Cost =	0	0	0.0	0%	0%	0%	0%	0%	0%	0	*N/A
349	NWS	Commercial	All	K12 Education	Food Services	ENERGY STAR Dishwasher	15.8	18.4	19.0	1	52,754	1.0	1%	0%	6%	0%	33%	5%	0	Commercial Prescriptive & Custom
350	NWS	Commercial	All	K12 Education	Food Services	ENERGY STAR Dishwasher	10.1	12.7	13.4	1	52,754	1.0	1%	0%	6%	0%	33%	10%	1	Commercial Prescriptive & Custom
351	NWS	Commercial	All	K12 Education	Food Services	ENERGY STAR Dishwasher	7.7	9.2	9.6	1	52,754	1.0	1%	0%	6%	0%	33%	7%	1	Commercial Prescriptive & Custom
352	NWS	Commercial	All	K12 Education	Food Services	ENERGY STAR Dishwasher	3.0	3.5	3.6	1	52,754	1.0	1%	0%	6%	0%	33%	5%	0	Commercial Prescriptive & Custom
353	NWS	Commercial	All	K12 Education	Food Services	ENERGY STAR Dishwasher	17.9	20.8	21.5	1	52,754	1.0	1%	0%	6%	0%	33%	5%	0	Commercial Prescriptive & Custom
354	NWS	Commercial	All	K12 Education	Food Services	ENERGY STAR Dishwasher	0.7	0.8	0.9	0	0	0.0	0%	0%	0%	0%	0%	0%	0	*N/A
355	NWS	Commercial	All	Education with Summer Sessions	Food Services	ENERGY STAR Dishwasher	22.3	28.2	29.7	1	52,754	1.0	0%	0%	6%	0%	33%	10%	0	Commercial Prescriptive & Custom
356	NWS	Commercial	All	Education with Summer Sessions	Food Services	ENERGY STAR Dishwasher	>1.0 (Cost =	>1.0 (Cost =	>1.0 (Cost =	0	0	0.0	0%	0%	0%	0%	0%	0%	0	*N/A
357	NWS	Commercial	All	Education with Summer Sessions	Food Services	ENERGY STAR Dishwasher	>1.0 (Cost =	>1.0 (Cost =	>1.0 (Cost =	0	0	0.0	0%	0%	0%	0%	0%	0%	0	*N/A
358	NWS	Commercial	All	Education with Summer Sessions	Food Services	ENERGY STAR Dishwasher	15.8	18.4	19.0	1	52,754	1.0	0%	0%	6%	0%	33%	5%	0	Commercial Prescriptive & Custom
359	NWS	Commercial	All	Education with Summer Sessions	Food Services	ENERGY STAR Dishwasher	11.6	14.7	15.5	1	52,754	1.0	0%	0%	6%	0%	33%	10%	0	Commercial Prescriptive & Custom
360	NWS	Commercial	All	Education with Summer Sessions	Food Services	ENERGY STAR Dishwasher	9.9	11.9	12.4	1	52,754	1.0	0%	0%	6%	0%	33%	7%	0	Commercial Prescriptive & Custom

*N/A: Measure did not pass measure level screening and therefore was not included in a program

MEASURE DESCRIPTION							MEASURE SELECTION				APPLICABILITY									PROGRAM
Measure ID	Weather Sensitive	Sector	Sub-Sector	Building Type	End Use	Measure Name	Measure TRC calculated for 2014	Measure TRC calculated for 2020	Measure TRC calculated for 2022	Passed Measure Screening? (1=Yes, 0=No)	Total Sub-Sector Units	Measure Units per Sub-Sector Unit	Applicability	Technical Feasibility	Distribution of Measure Permutation by Measure Size	Distribution of Measure Permutation by Efficiency Level	Not Yet Adopted Rate	Annual Replacement Eligibility	Total Applicable Measure Units	Program-Measure Inclusion (if Passed Measure Screening)
361	NWS	Commercial	All	Education with Summer Sessions	Food Services	ENERGY STAR Dishwasher	3.7	4.3	4.4	1	52,754	1.0	0%	0%	6%	0%	33%	5%	0	Commercial Prescriptive & Custom
362	NWS	Commercial	All	Education with Summer Sessions	Food Services	ENERGY STAR Dishwasher	23.1	26.8	27.6	1	52,754	1.0	0%	0%	6%	0%	33%	5%	0	Commercial Prescriptive & Custom
363	NWS	Commercial	All	Education with Summer Sessions	Food Services	ENERGY STAR Dishwasher	0.9	1.1	1.1	1	52,754	1.0	0%	0%	6%	0%	33%	10%	0	Commercial Prescriptive & Custom
364	NWS	Commercial	All	Education with Summer Sessions	Food Services	ENERGY STAR Dishwasher	22.3	28.2	29.7	1	52,754	1.0	0%	0%	6%	0%	33%	10%	0	Commercial Prescriptive & Custom
365	NWS	Commercial	All	Education with Summer Sessions	Food Services	ENERGY STAR Dishwasher	>1.0 (Cost =	>1.0 (Cost =	>1.0 (Cost =	0	0	0.0	0%	0%	0%	0%	0%	0%	0	*N/A
366	NWS	Commercial	All	Education with Summer Sessions	Food Services	ENERGY STAR Dishwasher	>1.0 (Cost =	>1.0 (Cost =	>1.0 (Cost =	0	0	0.0	0%	0%	0%	0%	0%	0%	0	*N/A
367	NWS	Commercial	All	Education with Summer Sessions	Food Services	ENERGY STAR Dishwasher	15.8	18.4	19.0	1	52,754	1.0	0%	0%	6%	0%	33%	5%	0	Commercial Prescriptive & Custom
368	NWS	Commercial	All	Education with Summer Sessions	Food Services	ENERGY STAR Dishwasher	10.1	12.7	13.4	1	52,754	1.0	0%	0%	6%	0%	33%	10%	0	Commercial Prescriptive & Custom
369	NWS	Commercial	All	Education with Summer Sessions	Food Services	ENERGY STAR Dishwasher	7.7	9.2	9.6	1	52,754	1.0	0%	0%	6%	0%	33%	7%	0	Commercial Prescriptive & Custom
370	NWS	Commercial	All	Education with Summer Sessions	Food Services	ENERGY STAR Dishwasher	3.0	3.5	3.6	1	52,754	1.0	0%	0%	6%	0%	33%	5%	0	Commercial Prescriptive & Custom
371	NWS	Commercial	All	Education with Summer Sessions	Food Services	ENERGY STAR Dishwasher	17.9	20.8	21.5	1	52,754	1.0	0%	0%	6%	0%	33%	5%	0	Commercial Prescriptive & Custom
372	NWS	Commercial	All	Education with Summer Sessions	Food Services	ENERGY STAR Dishwasher	0.7	0.8	0.9	0	0	0.0	0%	0%	0%	0%	0%	0%	0	*N/A
373	NWS	Commercial	All	Lodging	Food Services	ENERGY STAR Dishwasher	22.3	28.2	29.7	1	52,754	1.0	1%	0%	6%	0%	33%	10%	1	Commercial Prescriptive & Custom
374	NWS	Commercial	All	Lodging	Food Services	ENERGY STAR Dishwasher	>1.0 (Cost =	>1.0 (Cost =	>1.0 (Cost =	0	0	0.0	0%	0%	0%	0%	0%	0%	0	*N/A
375	NWS	Commercial	All	Lodging	Food Services	ENERGY STAR Dishwasher	>1.0 (Cost =	>1.0 (Cost =	>1.0 (Cost =	0	0	0.0	0%	0%	0%	0%	0%	0%	0	*N/A
376	NWS	Commercial	All	Lodging	Food Services	ENERGY STAR Dishwasher	15.8	18.4	19.0	1	52,754	1.0	1%	0%	6%	0%	33%	5%	0	Commercial Prescriptive & Custom
377	NWS	Commercial	All	Lodging	Food Services	ENERGY STAR Dishwasher	11.6	14.7	15.5	1	52,754	1.0	1%	0%	6%	0%	33%	10%	1	Commercial Prescriptive & Custom
378	NWS	Commercial	All	Lodging	Food Services	ENERGY STAR Dishwasher	9.9	11.9	12.4	1	52,754	1.0	1%	0%	6%	0%	33%	7%	1	Commercial Prescriptive & Custom
379	NWS	Commercial	All	Lodging	Food Services	ENERGY STAR Dishwasher	3.7	4.3	4.4	1	52,754	1.0	1%	0%	6%	0%	33%	5%	0	Commercial Prescriptive & Custom
380	NWS	Commercial	All	Lodging	Food Services	ENERGY STAR Dishwasher	23.1	26.8	27.6	1	52,754	1.0	1%	0%	6%	0%	33%	5%	0	Commercial Prescriptive & Custom
381	NWS	Commercial	All	Lodging	Food Services	ENERGY STAR Dishwasher	0.9	1.1	1.1	1	52,754	1.0	1%	0%	6%	0%	33%	10%	1	Commercial Prescriptive & Custom
382	NWS	Commercial	All	Lodging	Food Services	ENERGY STAR Dishwasher	22.3	28.2	29.7	1	52,754	1.0	1%	0%	6%	0%	33%	10%	1	Commercial Prescriptive & Custom
383	NWS	Commercial	All	Lodging	Food Services	ENERGY STAR Dishwasher	>1.0 (Cost =	>1.0 (Cost =	>1.0 (Cost =	0	0	0.0	0%	0%	0%	0%	0%	0%	0	*N/A
384	NWS	Commercial	All	Lodging	Food Services	ENERGY STAR Dishwasher	>1.0 (Cost =	>1.0 (Cost =	>1.0 (Cost =	0	0	0.0	0%	0%	0%	0%	0%	0%	0	*N/A
385	NWS	Commercial	All	Lodging	Food Services	ENERGY STAR Dishwasher	15.8	18.4	19.0	1	52,754	1.0	1%	0%	6%	0%	33%	5%	0	Commercial Prescriptive & Custom
386	NWS	Commercial	All	Lodging	Food Services	ENERGY STAR Dishwasher	10.1	12.7	13.4	1	52,754	1.0	1%	0%	6%	0%	33%	10%	1	Commercial Prescriptive & Custom
387	NWS	Commercial	All	Lodging	Food Services	ENERGY STAR Dishwasher	7.7	9.2	9.6	1	52,754	1.0	1%	0%	6%	0%	33%	7%	1	Commercial Prescriptive & Custom
388	NWS	Commercial	All	Lodging	Food Services	ENERGY STAR Dishwasher	3.0	3.5	3.6	1	52,754	1.0	1%	0%	6%	0%	33%	5%	0	Commercial Prescriptive & Custom
389	NWS	Commercial	All	Lodging	Food Services	ENERGY STAR Dishwasher	17.9	20.8	21.5	1	52,754	1.0	1%	0%	6%	0%	33%	5%	0	Commercial Prescriptive & Custom
390	NWS	Commercial	All	Lodging	Food Services	ENERGY STAR Dishwasher	0.7	0.8	0.9	0	0	0.0	0%	0%	0%	0%	0%	0%	0	*N/A
391	NWS	Commercial	All	Restaurant	Food Services	ENERGY STAR Dishwasher	22.3	28.2	29.7	1	52,754	1.0	2%	0%	6%	0%	33%	10%	2	Commercial Prescriptive & Custom
392	NWS	Commercial	All	Restaurant	Food Services	ENERGY STAR Dishwasher	>1.0 (Cost =	>1.0 (Cost =	>1.0 (Cost =	0	0	0.0	0%	0%	0%	0%	0%	0%	0	*N/A
393	NWS	Commercial	All	Restaurant	Food Services	ENERGY STAR Dishwasher	>1.0 (Cost =	>1.0 (Cost =	>1.0 (Cost =	0	0	0.0	0%	0%	0%	0%	0%	0%	0	*N/A
394	NWS	Commercial	All	Restaurant	Food Services	ENERGY STAR Dishwasher	15.8	18.4	19.0	1	52,754	1.0	2%	0%	6%	0%	33%	5%	1	Commercial Prescriptive & Custom
395	NWS	Commercial	All	Restaurant	Food Services	ENERGY STAR Dishwasher	11.6	14.7	15.5	1	52,754	1.0	2%	0%	6%	0%	33%	10%	2	Commercial Prescriptive & Custom
396	NWS	Commercial	All	Restaurant	Food Services	ENERGY STAR Dishwasher	9.9	11.9	12.4	1	52,754	1.0	2%	0%	6%	0%	33%	7%	2	Commercial Prescriptive & Custom
397	NWS	Commercial	All	Restaurant	Food Services	ENERGY STAR Dishwasher	3.7	4.3	4.4	1	52,754	1.0	2%	0%	6%	0%	33%	5%	1	Commercial Prescriptive & Custom
398	NWS	Commercial	All	Restaurant	Food Services	ENERGY STAR Dishwasher	23.1	26.8	27.6	1	52,754	1.0	2%	0%	6%	0%	33%	5%	1	Commercial Prescriptive & Custom
399	NWS	Commercial	All	Restaurant	Food Services	ENERGY STAR Dishwasher	0.9	1.1	1.1	1	52,754	1.0	2%	0%	6%	0%	33%	10%	2	Commercial Prescriptive & Custom
400	NWS	Commercial	All	Restaurant	Food Services	ENERGY STAR Dishwasher	22.3	28.2	29.7	1	52,754	1.0	2%	0%	6%	0%	33%	10%	2	Commercial Prescriptive & Custom
401	NWS	Commercial	All	Restaurant	Food Services	ENERGY STAR Dishwasher	>1.0 (Cost =	>1.0 (Cost =	>1.0 (Cost =	0	0	0.0	0%	0%	0%	0%	0%	0%	0	*N/A
402	NWS	Commercial	All	Restaurant	Food Services	ENERGY STAR Dishwasher	>1.0 (Cost =	>1.0 (Cost =	>1.0 (Cost =	0	0	0.0	0%	0%	0%	0%	0%	0%	0	*N/A
403	NWS	Commercial	All	Restaurant	Food Services	ENERGY STAR Dishwasher	15.8	18.4	19.0	1	52,754	1.0	2%	0%	6%	0%	33%	5%	1	Commercial Prescriptive & Custom
404	NWS	Commercial	All	Restaurant	Food Services	ENERGY STAR Dishwasher	10.1	12.7	13.4	1	52,754	1.0	2%	0%	6%	0%	33%	10%	2	Commercial Prescriptive & Custom
405	NWS	Commercial	All	Restaurant	Food Services	ENERGY STAR Dishwasher	7.7	9.2	9.6	1	52,754	1.0	2%	0%	6%	0%	33%	7%	2	Commercial Prescriptive & Custom
406	NWS	Commercial	All	Restaurant	Food Services	ENERGY STAR Dishwasher	3.0	3.5	3.6	1	52,754	1.0	2%	0%	6%	0%	33%	5%	1	Commercial Prescriptive & Custom
407	NWS	Commercial	All	Restaurant	Food Services	ENERGY STAR Dishwasher	17.9	20.8	21.5	1	52,754	1.0	2%	0%	6%	0%	33%	5%	1	Commercial Prescriptive & Custom
408	NWS	Commercial	All	Restaurant	Food Services	ENERGY STAR Dishwasher	0.7	0.8	0.9	0	0	0.0	0%	0%	0%	0%	0%	0%	0	*N/A
409	NWS	Commercial	All	Hospital	Food Services	ENERGY STAR Fryer	3.1	3.9	4.1	1	52,754	1.0	0%	0%	0%	0%	33%	8%	2	Commercial Prescriptive & Custom
410	NWS	Commercial	All	Hospital	Food Services	ENERGY STAR Fryer	>1.0 (Cost =	>1.0 (Cost =	>1.0 (Cost =	0	0	0.0	0%	0%	0%	0%	0%	0%	0	*N/A
411	NWS	Commercial	All	K12 Education	Food Services	ENERGY STAR Fryer	3.1	3.9	4.1	1	52,754	2.0	1%	0%	0%	0%	33%	8%	24	Commercial Prescriptive & Custom
412	NWS	Commercial	All	K12 Education	Food Services	ENERGY STAR Fryer	>1.0 (Cost =	>1.0 (Cost =	>1.0 (Cost =	0	0	0.0	0%	0%	0%	0%	0%	0%	0	*N/A
413	NWS	Commercial	All	Education with Summer Sessions	Food Services	ENERGY STAR Fryer	3.1	3.9	4.1	1	52,754	2.0	0%	0%	0%	0%	33%	8%	2	Commercial Prescriptive & Custom
414	NWS	Commercial	All	Education with Summer Sessions	Food Services	ENERGY STAR Fryer	>1.0 (Cost =	>1.0 (Cost =	>1.0 (Cost =	0	0	0.0	0%	0%	0%	0%	0%	0%	0	*N/A
415	NWS	Commercial	All	Lodging	Food Services	ENERGY STAR Fryer	3.1	3.9	4.1	1	52,754	2.0	1%	0%	0%	0%	33%	8%	23	Commercial Prescriptive & Custom
416	NWS	Commercial	All	Lodging	Food Services	ENERGY STAR Fryer	>1.0 (Cost =	>1.0 (Cost =	>1.0 (Cost =	0	0	0.0	0%	0%	0%	0%	0%	0%	0	*N/A
417	NWS	Commercial	All	Restaurant	Food Services	ENERGY STAR Fryer	3.1	3.9	4.1	1	52,754	2.0	2%	0%	0%	0%	33%	8%	60	Commercial Prescriptive & Custom
418	NWS	Commercial	All	Restaurant	Food Services	ENERGY STAR Fryer	>1.0 (Cost =	>1.0 (Cost =	>1.0 (Cost =	0	0	0.0	0%	0%	0%	0%	0%	0%	0	*N/A
419	NWS	Commercial	All	Hospital	Food Services	ENERGY STAR Griddle	>1.0 (Cost =	>1.0 (Cost =	>1.0 (Cost =	0	0	0.0	0%	0%	0%	0%	0%	0%	0	*N/A
420	NWS	Commercial	All	K12 Education	Food Services	ENERGY STAR Griddle	>1.0 (Cost =	>1.0 (Cost =	>1.0 (Cost =	0	0	0.0	0%	0%	0%	0%	0%	0%	0	*N/A

*N/A: Measure did not pass measure level screening and therefore was not included in a program

MEASURE DESCRIPTION							MEASURE SELECTION				APPLICABILITY									PROGRAM
Measure ID	Weather Sensitive	Sector	Sub-Sector	Building Type	End Use	Measure Name	Measure TRC calculated for 2014	Measure TRC calculated for 2020	Measure TRC calculated for 2022	Passed Measure Screening? (1=Yes, 0=No)	Total Sub-Sector Units	Measure Units per Sub-Sector Unit	Applicability	Technical Feasibility	Distribution of Measure Permutation by Measure Size	Distribution of Measure Permutation by Efficiency Level	Not Yet Adopted Rate	Annual Replacement Eligibility	Total Applicable Measure Units	Program-Measure Inclusion (if Passed Measure Screening)
421	NWS	Commercial	All	Education with Summer Sessions	Food Services	ENERGY STAR Griddle	>1.0 (Cost =	>1.0 (Cost =	>1.0 (Cost =	0	0	0.0	0%	0%	0%	0%	0%	0%	0	*N/A
422	NWS	Commercial	All	Lodging	Food Services	ENERGY STAR Griddle	>1.0 (Cost =	>1.0 (Cost =	>1.0 (Cost =	0	0	0.0	0%	0%	0%	0%	0%	0%	0	*N/A
423	NWS	Commercial	All	Restaurant	Food Services	ENERGY STAR Griddle	>1.0 (Cost =	>1.0 (Cost =	>1.0 (Cost =	0	0	0.0	0%	0%	0%	0%	0%	0%	0	*N/A
424	NWS	Commercial	All	Hospital	Food Services	ENERGY STAR Hot Food Holding Cabinets	>1.0 (Cost =	>1.0 (Cost =	>1.0 (Cost =	0	0	0.0	0%	0%	0%	0%	0%	0%	0	*N/A
425	NWS	Commercial	All	K12 Education	Food Services	ENERGY STAR Hot Food Holding Cabinets	>1.0 (Cost =	>1.0 (Cost =	>1.0 (Cost =	0	0	0.0	0%	0%	0%	0%	0%	0%	0	*N/A
426	NWS	Commercial	All	Education with Summer Sessions	Food Services	ENERGY STAR Hot Food Holding Cabinets	>1.0 (Cost =	>1.0 (Cost =	>1.0 (Cost =	0	0	0.0	0%	0%	0%	0%	0%	0%	0	*N/A
427	NWS	Commercial	All	Lodging	Food Services	ENERGY STAR Hot Food Holding Cabinets	>1.0 (Cost =	>1.0 (Cost =	>1.0 (Cost =	0	0	0.0	0%	0%	0%	0%	0%	0%	0	*N/A
428	NWS	Commercial	All	Restaurant	Food Services	ENERGY STAR Hot Food Holding Cabinets	>1.0 (Cost =	>1.0 (Cost =	>1.0 (Cost =	0	0	0.0	0%	0%	0%	0%	0%	0%	0	*N/A
429	NWS	Commercial	All	Hospital	Food Services	ENERGY STAR Electric Convection Ovens	>1.0 (Cost =	>1.0 (Cost =	>1.0 (Cost =	0	0	0.0	0%	0%	0%	0%	0%	0%	0	*N/A
430	NWS	Commercial	All	Hospital	Food Services	ENERGY STAR Electric Convection Ovens	>1.0 (Cost =	>1.0 (Cost =	>1.0 (Cost =	0	0	0.0	0%	0%	0%	0%	0%	0%	0	*N/A
431	NWS	Commercial	All	K12 Education	Food Services	ENERGY STAR Electric Convection Ovens	>1.0 (Cost =	>1.0 (Cost =	>1.0 (Cost =	0	0	0.0	0%	0%	0%	0%	0%	0%	0	*N/A
432	NWS	Commercial	All	K12 Education	Food Services	ENERGY STAR Electric Convection Ovens	>1.0 (Cost =	>1.0 (Cost =	>1.0 (Cost =	0	0	0.0	0%	0%	0%	0%	0%	0%	0	*N/A
433	NWS	Commercial	All	Education with Summer Sessions	Food Services	ENERGY STAR Electric Convection Ovens	>1.0 (Cost =	>1.0 (Cost =	>1.0 (Cost =	0	0	0.0	0%	0%	0%	0%	0%	0%	0	*N/A
434	NWS	Commercial	All	Education with Summer Sessions	Food Services	ENERGY STAR Electric Convection Ovens	>1.0 (Cost =	>1.0 (Cost =	>1.0 (Cost =	0	0	0.0	0%	0%	0%	0%	0%	0%	0	*N/A
435	NWS	Commercial	All	Lodging	Food Services	ENERGY STAR Electric Convection Ovens	>1.0 (Cost =	>1.0 (Cost =	>1.0 (Cost =	0	0	0.0	0%	0%	0%	0%	0%	0%	0	*N/A
436	NWS	Commercial	All	Lodging	Food Services	ENERGY STAR Electric Convection Ovens	>1.0 (Cost =	>1.0 (Cost =	>1.0 (Cost =	0	0	0.0	0%	0%	0%	0%	0%	0%	0	*N/A
437	NWS	Commercial	All	Restaurant	Food Services	ENERGY STAR Electric Convection Ovens	>1.0 (Cost =	>1.0 (Cost =	>1.0 (Cost =	0	0	0.0	0%	0%	0%	0%	0%	0%	0	*N/A
438	NWS	Commercial	All	Restaurant	Food Services	ENERGY STAR Electric Convection Ovens	>1.0 (Cost =	>1.0 (Cost =	>1.0 (Cost =	0	0	0.0	0%	0%	0%	0%	0%	0%	0	*N/A
439	NWS	Commercial	All	K12 Education	Food Services	ENERGY STAR Steam Cooker	1.5	2.0	2.1	1	52,754	1.0	1%	9%	0%	0%	0%	8%	3	Commercial Prescriptive & Custom
440	NWS	Commercial	All	Education with Summer Sessions	Food Services	ENERGY STAR Steam Cooker	1.5	2.0	2.1	1	52,754	1.0	0%	9%	0%	0%	0%	8%	0	Commercial Prescriptive & Custom
441	NWS	Commercial	All	Lodging	Food Services	ENERGY STAR Steam Cooker	1.5	2.0	2.1	1	52,754	1.0	1%	9%	0%	0%	0%	8%	3	Commercial Prescriptive & Custom
442	NWS	Commercial	All	Restaurant	Food Services	ENERGY STAR Steam Cooker	1.5	2.0	2.1	1	52,754	1.0	2%	9%	0%	0%	0%	8%	8	Commercial Prescriptive & Custom
443	NWS	Commercial	All	Hospital	Food Services	EPA WaterSense Pre-Rinse Spray Valve	>1.0 (Cost =	>1.0 (Cost =	>1.0 (Cost =	0	0	0.0	0%	0%	0%	0%	0%	0%	0	*N/A
444	NWS	Commercial	All	Education with Summer Sessions	Food Services	EPA WaterSense Pre-Rinse Spray Valve	>1.0 (Cost =	>1.0 (Cost =	>1.0 (Cost =	0	0	0.0	0%	0%	0%	0%	0%	0%	0	*N/A
445	NWS	Commercial	All	Lodging	Food Services	EPA WaterSense Pre-Rinse Spray Valve	>1.0 (Cost =	>1.0 (Cost =	>1.0 (Cost =	0	0	0.0	0%	0%	0%	0%	0%	0%	0	*N/A
446	NWS	Commercial	All	Restaurant	Food Services	EPA WaterSense Pre-Rinse Spray Valve	>1.0 (Cost =	>1.0 (Cost =	>1.0 (Cost =	0	0	0.0	0%	0%	0%	0%	0%	0%	0	*N/A
447	NWS	Commercial	All	Hospital	Service Hot Water	Electric Storage Water Heater	0.7	0.8	0.8	0	0	0.0	0%	0%	0%	0%	0%	0%	0	*N/A
448	NWS	Commercial	All	Hospital	Service Hot Water	Electric Storage Water Heater	1.3	1.6	1.6	0	0	0.0	0%	0%	0%	0%	0%	0%	0	*N/A
449	NWS	Commercial	All	K12 Education	Service Hot Water	Electric Storage Water Heater	0.0	0.0	0.0	0	0	0.0	0%	0%	0%	0%	0%	0%	0	*N/A
450	NWS	Commercial	All	K12 Education	Service Hot Water	Electric Storage Water Heater	0.0	0.0	0.0	0	0	0.0	0%	0%	0%	0%	0%	0%	0	*N/A
451	NWS	Commercial	All	K12 Education	Service Hot Water	Electric Storage Water Heater	0.0	0.0	0.0	0	0	0.0	0%	0%	0%	0%	0%	0%	0	*N/A
452	NWS	Commercial	All	Education with Summer Sessions	Service Hot Water	Electric Storage Water Heater	0.0	0.0	0.0	0	0	0.0	0%	0%	0%	0%	0%	0%	0	*N/A
453	NWS	Commercial	All	Education with Summer Sessions	Service Hot Water	Electric Storage Water Heater	0.0	0.0	0.0	0	0	0.0	0%	0%	0%	0%	0%	0%	0	*N/A
454	NWS	Commercial	All	Education with Summer Sessions	Service Hot Water	Electric Storage Water Heater	0.0	0.0	0.0	0	0	0.0	0%	0%	0%	0%	0%	0%	0	*N/A
455	NWS	Commercial	All	Lodging	Service Hot Water	Electric Storage Water Heater	0.1	0.1	0.1	0	0	0.0	0%	0%	0%	0%	0%	0%	0	*N/A
456	NWS	Commercial	All	Lodging	Service Hot Water	Electric Storage Water Heater	0.2	0.3	0.3	0	0	0.0	0%	0%	0%	0%	0%	0%	0	*N/A
457	NWS	Commercial	All	Lodging	Service Hot Water	Electric Storage Water Heater	0.2	0.2	0.2	0	0	0.0	0%	0%	0%	0%	0%	0%	0	*N/A
458	NWS	Commercial	All	Restaurant	Service Hot Water	Electric Storage Water Heater	1.4	1.7	1.8	1	52,754	1.0	2%	0%	33%	0%	0%	7%	24	Commercial Prescriptive & Custom
459	NWS	Commercial	All	Restaurant	Service Hot Water	Electric Storage Water Heater	2.8	3.3	3.5	1	52,754	1.0	2%	0%	33%	0%	0%	7%	24	Commercial Prescriptive & Custom
460	NWS	Commercial	All	Restaurant	Service Hot Water	Electric Storage Water Heater	2.0	2.4	2.5	1	52,754	1.0	2%	0%	33%	0%	0%	7%	24	Commercial Prescriptive & Custom
461	NWS	Commercial	All	Hospital	Service Hot Water	Heat Pump Storage Water Heater	7.5	8.8	9.2	0	0	0.0	0%	0%	0%	0%	0%	0%	0	*N/A
462	NWS	Commercial	All	K12 Education	Service Hot Water	Heat Pump Storage Water Heater	0.2	0.2	0.2	0	0	0.0	0%	0%	0%	0%	0%	0%	0	*N/A
463	NWS	Commercial	All	Education with Summer Sessions	Service Hot Water	Heat Pump Storage Water Heater	0.2	0.3	0.3	0	0	0.0	0%	0%	0%	0%	0%	0%	0	*N/A
464	NWS	Commercial	All	Lodging	Service Hot Water	Heat Pump Storage Water Heater	1.4	1.6	1.7	0	0	0.0	0%	0%	0%	0%	0%	0%	0	*N/A
465	NWS	Commercial	All	Restaurant	Service Hot Water	Heat Pump Storage Water Heater	15.8	18.9	19.6	0	0	0.0	0%	0%	0%	0%	0%	0%	0	*N/A
466	NWS	Commercial	All	Hospital	Service Hot Water	Low Flow Faucet Aerators - Electric DHW fue	3.8	4.6	4.8	0	0	0.0	0%	0%	0%	0%	0%	0%	0	*N/A
467	NWS	Commercial	All	K12 Education	Service Hot Water	Low Flow Faucet Aerators - Electric DHW fue	24.4	33.3	35.5	0	0	0.0	0%	0%	0%	0%	0%	0%	0	*N/A
468	NWS	Commercial	All	Education with Summer Sessions	Service Hot Water	Low Flow Faucet Aerators - Electric DHW fue	30.6	40.3	42.7	0	0	0.0	0%	0%	0%	0%	0%	0%	0	*N/A
469	NWS	Commercial	All	Lodging	Service Hot Water	Low Flow Faucet Aerators - Electric DHW fue	3.6	4.3	4.5	0	0	0.0	0%	0%	0%	0%	0%	0%	0	*N/A
470	NWS	Commercial	All	Restaurant	Service Hot Water	Low Flow Faucet Aerators - Electric DHW fue	39.1	49.0	51.6	1	52,754	2.0	2%	0%	0%	0%	68%	100%	1,485	Commercial Prescriptive & Custom
471	NWS	Commercial	Small Commercial	All	Lighting	Small Business Program Audit & Direct Install	5.7	7.1	8.0	0	0	0.0	0%	0%	0%	0%	0%	0%	0	*N/A
472	NWS	Commercial	Small Commercial	All	Lighting	Small Business Program Audit & Direct Install	6.2	8.0	8.4	1	38,434	0.0	100%	0%	0%	0%	0%	100%	38,434	Small Business Solutions
473	NWS	Commercial	Small Commercial	All	Service Hot Water	Small Business Program Audit & Direct Install	12.9	18.2	19.5	0	0	0.0	0%	0%	0%	0%	0%	0%	0	*N/A
474	NWS	Commercial	Small Commercial	All	Lighting	Small Business Program Lighting Upgrade Package	1.1	1.3	1.4	1	38,434	0.0	100%	0%	0%	0%	0%	100%	38,434	Small Business Solutions
475	NWS	Commercial	Small Commercial	All	Refrigeration	Small Business Program Refrigeration Upgrade Package	3.6	4.2	4.4	1	38,434	0.0	100%	0%	0%	0%	0%	100%	38,434	Small Business Solutions
476	NWS	Commercial	All	Data Center	HVAC	Air Flow Management	6.1	7.5	7.9	1	52,754	0.0	0%	0%	25%	0%	0%	100%	5	Data Center
477	NWS	Commercial	All	Data Center	HVAC	Air Flow Management	4.5	5.5	5.7	1	52,754	0.0	0%	0%	25%	0%	0%	100%	5	Data Center
478	NWS	Commercial	All	Data Center	HVAC	Air Flow Management	1.6	2.0	2.1	1	52,754	0.0	0%	0%	25%	0%	0%	100%	5	Data Center
479	NWS	Commercial	All	Data Center	HVAC	Air Flow Management	1.6	2.0	2.1	1	52,754	0.0	0%	0%	25%	0%	0%	100%	5	Data Center
480	NWS	Commercial	All	Data Center	Miscellaneous	Load Distribution	1.6	2.0	2.1	1	52,754	0.0	0%	0%	25%	0%	0%	100%	5	Data Center

*N/A: Measure did not pass measure level screening and therefore was not included in a program

MEASURE DESCRIPTION							MEASURE SELECTION				APPLICABILITY									PROGRAM
Measure ID	Weather Sensitive	Sector	Sub-Sector	Building Type	End Use	Measure Name	Measure TRC calculated for 2014	Measure TRC calculated for 2020	Measure TRC calculated for 2022	Passed Measure Screening? (1=Yes, 0=No)	Total Sub-Sector Units	Measure Units per Sub-Sector Unit	Applicability	Technical Feasibility	Distribution of Measure Permutation by Measure Size	Distribution of Measure Permutation by Efficiency Level	Not Yet Adopted Rate	Annual Replacement Eligibility	Total Applicable Measure Units	Program-Measure Inclusion (if Passed Measure Screening)
481	NWS	Commercial	All	Data Center	Miscellaneous	Load Distribution	1.6	2.0	2.0	1	52,754	0.0	0%	0%	25%	0%	0%	100%	5	Data Center
482	NWS	Commercial	All	Data Center	Miscellaneous	Load Distribution	1.6	2.0	2.1	1	52,754	0.0	0%	0%	25%	0%	0%	100%	5	Data Center
483	NWS	Commercial	All	Data Center	Miscellaneous	Load Distribution	1.6	2.0	2.1	1	52,754	0.0	0%	0%	25%	0%	0%	100%	5	Data Center
484	NWS	Commercial	All	Data Center	HVAC	Waterside Economizer	0.4	0.4	0.5	0	0	0.0	0%	0%	0%	0%	0%	0%	0	*N/A
485	NWS	Commercial	All	Data Center	HVAC	Waterside Economizer	0.4	0.4	0.5	0	0	0.0	0%	0%	0%	0%	0%	0%	0	*N/A
486	NWS	Commercial	All	Data Center	HVAC	Air Flow Management	10.9	13.4	14.0	1	211	0.0	0%	0%	25%	0%	0%	100%	0	Data Center
487	NWS	Commercial	All	Data Center	HVAC	Air Flow Management	15.5	19.1	19.9	1	211	0.0	0%	0%	25%	0%	0%	100%	0	Data Center
488	NWS	Commercial	All	Data Center	HVAC	Air Flow Management	4.7	5.8	6.1	1	211	0.0	0%	0%	25%	0%	0%	100%	0	Data Center
489	NWS	Commercial	All	Data Center	HVAC	Air Flow Management	4.7	5.8	6.1	1	211	0.0	0%	0%	25%	0%	0%	100%	0	Data Center
490	NWS	Commercial	All	Data Center	Miscellaneous	Load Distribution	5.4	6.6	6.9	1	211	0.0	0%	0%	25%	0%	0%	100%	0	Data Center
491	NWS	Commercial	All	Data Center	Miscellaneous	Load Distribution	5.3	6.5	6.8	1	211	0.0	0%	0%	25%	0%	0%	100%	0	Data Center
492	NWS	Commercial	All	Data Center	Miscellaneous	Load Distribution	5.3	6.6	6.9	1	211	0.0	0%	0%	25%	0%	0%	100%	0	Data Center
493	NWS	Commercial	All	Data Center	Miscellaneous	Load Distribution	5.3	6.6	6.8	1	211	0.0	0%	0%	25%	0%	0%	100%	0	Data Center
494	NWS	Commercial	All	Data Center	HVAC	Waterside Economizer	1.0	1.1	1.1	1	211	0.0	0%	0%	50%	0%	0%	100%	0	Data Center
495	NWS	Commercial	All	Data Center	HVAC	Waterside Economizer	1.0	1.1	1.1	1	211	0.0	0%	0%	50%	0%	0%	100%	0	Data Center
496	WS	Commercial	Large Commercial	All	Misc	Commercial New Construction	2.2	2.7	2.8	1	58	1.0	100%	0%	0%	0%	0%	100%	58	Commercial New Construction
497	WS	Commercial	Large Commercial	All	Misc	Commercial New Construction	2.0	2.4	2.4	1	58	1.0	100%	0%	0%	0%	0%	100%	58	Commercial New Construction
498	WS	Commercial	Small Commercial	All	Misc	Commercial New Construction	2.3	2.7	2.8	1	154	1.0	100%	0%	0%	0%	0%	100%	154	Commercial New Construction
499	WS	Commercial	Small Commercial	All	Misc	Commercial New Construction	2.0	2.4	2.4	1	154	1.0	100%	0%	0%	0%	0%	100%	154	Commercial New Construction
500	WS	Commercial	Large Commercial	All	Misc	Retrocommissioning	2.7	3.2	3.3	1	14,395	1.0	100%	7%	0%	0%	0%	100%	937	RetroCommissioning
501	WS	Commercial	Large Commercial	All	Misc	Retrocommissioning	4.7	5.5	5.6	1	14,395	1.0	100%	24%	0%	0%	0%	100%	3,499	RetroCommissioning
502	NWS	Commercial	All	All	Misc	Enabled Dynamic Pricing (Non-Res)	2.8	6.1	6.8	1	52,754	1.0	100%	0%	0%	0%	0%	100%	52,754	Non-Residential Dynamic Pricing
503	NWS	Commercial	All	All	Misc	Non-Enabled Dynamic Pricing (Non-Res)	911.0	1,980.3	2,211.1	1	52,754	1.0	100%	0%	0%	0%	0%	100%	52,754	Non-Residential Dynamic Pricing

*N/A: Measure did not pass measure level screening and therefore was not included in a program

MEASURE DESCRIPTION							MEASURE DOCUMENTATION				
Measure ID	Weather Sensitive	Sector	Sub-Sector	Building Type	End Use	Measure Name	Measure Cost Source	Measure Savings Source	Measure Lifetime Source	Measure Unit per SubSector Unit Source	Applicability
1	WS	Comme	Small	All	HVAC	Unitary and Split System AC/HP	Mid-Atlantic TRM	ICF	AR TRM v3.0	AHRI	CBI
2	WS	Comme	Small	All	HVAC	Unitary and Split System AC/HP	Mid-Atlantic TRM	ICF	AR TRM v3.0	AHRI	CBI
3	WS	Comme	Small	All	HVAC	Unitary and Split System AC/HP	ICF	ICF	AR TRM v3.0	AHRI	CBI
4	WS	Comme	Small	All	HVAC	Unitary and Split System AC/HP	ICF	ICF	AR TRM v3.0	AHRI	CBI
5	WS	Comme	Small	All	HVAC	Unitary and Split System AC/HP	Mid-Atlantic TRM	ICF	AR TRM v3.0	AHRI	CBI
6	WS	Comme	Small	All	HVAC	Unitary and Split System AC/HP	Mid-Atlantic TRM	ICF	AR TRM v3.0	AHRI	CBI
7	WS	Comme	Small	All	HVAC	Unitary and Split System AC/HP	Mid-Atlantic TRM	ICF	AR TRM v3.0	ICF	CBI
8	WS	Comme	Small	All	HVAC	Unitary and Split System AC/HP	Mid-Atlantic TRM	ICF	AR TRM v3.0	ICF	CBI
9	WS	Comme	Small	All	HVAC	Unitary and Split System AC/HP	ICF	ICF	AR TRM v3.0	ICF	CBI
10	WS	Comme	Small	All	HVAC	Unitary and Split System AC/HP	ICF	ICF	AR TRM v3.0	ICF	CBI
11	WS	Comme	Small	All	HVAC	Unitary and Split System AC/HP	ICF	ICF	AR TRM v3.0	ICF	CBI
12	WS	Comme	Small	All	HVAC	Unitary and Split System AC/HP	ICF	ICF	AR TRM v3.0	ICF	CBI
13	WS	Comme	Large	K12	HVAC	Unitary and Split System AC/HP	Mid-Atlantic TRM	ICF	AR TRM v3.0	ICF	CBI
14	WS	Comme	Large	Education	HVAC	Unitary and Split System AC/HP	Mid-Atlantic TRM	ICF	AR TRM v3.0	ICF	CBI
15	WS	Comme	Large	Lodging	HVAC	Unitary and Split System AC/HP	Mid-Atlantic TRM	ICF	AR TRM v3.0	ICF	CBI
16	WS	Comme	Large	General	HVAC	Unitary and Split System AC/HP	Mid-Atlantic TRM	ICF	AR TRM v3.0	ICF	CBI
17	WS	Comme	Large	K12	HVAC	Unitary and Split System AC/HP	ICF	ICF	AR TRM v3.0	ICF	CBI
18	WS	Comme	Large	Education	HVAC	Unitary and Split System AC/HP	ICF	ICF	AR TRM v3.0	ICF	CBI
19	WS	Comme	Large	Lodging	HVAC	Unitary and Split System AC/HP	ICF	ICF	AR TRM v3.0	ICF	CBI
20	WS	Comme	Large	General	HVAC	Unitary and Split System AC/HP	ICF	ICF	AR TRM v3.0	ICF	CBI
21	WS	Comme	Large	K12	HVAC	Unitary and Split System AC/HP	Mid-Atlantic TRM	ICF	AR TRM v3.0	ICF	CBI
22	WS	Comme	Large	Education	HVAC	Unitary and Split System AC/HP	Mid-Atlantic TRM	ICF	AR TRM v3.0	ICF	CBI
23	WS	Comme	Large	Lodging	HVAC	Unitary and Split System AC/HP	Mid-Atlantic TRM	ICF	AR TRM v3.0	ICF	CBI
24	WS	Comme	Large	General	HVAC	Unitary and Split System AC/HP	Mid-Atlantic TRM	ICF	AR TRM v3.0	ICF	CBI
25	WS	Comme	Small	All	HVAC	Unitary and Split System AC/HP	Mid-Atlantic TRM	ICF	AR TRM v3.0	ICF	CBI
26	WS	Comme	Small	All	HVAC	Unitary and Split System AC/HP	Mid-Atlantic TRM	ICF	AR TRM v3.0	ICF	CBI
27	WS	Comme	Small	All	HVAC	Unitary and Split System AC/HP	Mid-Atlantic TRM	ICF	AR TRM v3.0	ICF	CBI
28	WS	Comme	Small	All	HVAC	Unitary and Split System AC/HP	Mid-Atlantic TRM	ICF	AR TRM v3.0	ICF	CBI
29	WS	Comme	Small	All	HVAC	Unitary and Split System AC/HP	Mid-Atlantic TRM	ICF	AR TRM v3.0	ICF	CBI
30	WS	Comme	Small	All	HVAC	Unitary and Split System AC/HP	Mid-Atlantic TRM	ICF	AR TRM v3.0	ICF	CBI
31	WS	Comme	Large	K12	HVAC	Unitary and Split System AC/HP	Mid-Atlantic TRM	ICF	AR TRM v3.0	ICF	CBI
32	WS	Comme	Large	Education	HVAC	Unitary and Split System AC/HP	Mid-Atlantic TRM	ICF	AR TRM v3.0	ICF	CBI
33	WS	Comme	Large	Lodging	HVAC	Unitary and Split System AC/HP	Mid-Atlantic TRM	ICF	AR TRM v3.0	ICF	CBI
34	WS	Comme	Large	General	HVAC	Unitary and Split System AC/HP	Mid-Atlantic TRM	ICF	AR TRM v3.0	ICF	CBI
35	WS	Comme	Large	K12	HVAC	Unitary and Split System AC/HP	Mid-Atlantic TRM	ICF	AR TRM v3.0	ICF	CBI
36	WS	Comme	Large	Education	HVAC	Unitary and Split System AC/HP	Mid-Atlantic TRM	ICF	AR TRM v3.0	ICF	CBI
37	WS	Comme	Large	Lodging	HVAC	Unitary and Split System AC/HP	Mid-Atlantic TRM	ICF	AR TRM v3.0	ICF	CBI
38	WS	Comme	Large	General	HVAC	Unitary and Split System AC/HP	Mid-Atlantic TRM	ICF	AR TRM v3.0	ICF	CBI
39	WS	Comme	Small	Lodging	HVAC	PTAC	IL TRM	ICF	AR TRM v3.0	ICF	ICF
40	NWS	Comme	Small	Lodging	HVAC	Occupancy-Based PTAC/PTHP	IL TRM	OK TRM	OK TRM	ICF	ICF
41	WS	Comme	Large	K12	HVAC	Air or Water Cooled Chilling	ICF	ICF	AR TRM v3.0	ICF	ICF
42	WS	Comme	Large	Education	HVAC	Air or Water Cooled Chilling	ICF	ICF	AR TRM v3.0	ICF	ICF
43	WS	Comme	Large	Lodging	HVAC	Air or Water Cooled Chilling	ICF	ICF	AR TRM v3.0	ICF	ICF
44	WS	Comme	Large	General	HVAC	Air or Water Cooled Chilling	ICF	ICF	AR TRM v3.0	ICF	ICF
45	WS	Comme	Large	K12	HVAC	Air or Water Cooled Chilling	ICF	ICF	AR TRM v3.0	ICF	ICF
46	WS	Comme	Large	Education	HVAC	Air or Water Cooled Chilling	ICF	ICF	AR TRM v3.0	ICF	ICF
47	WS	Comme	Large	Lodging	HVAC	Air or Water Cooled Chilling	ICF	ICF	AR TRM v3.0	ICF	ICF
48	WS	Comme	Large	General	HVAC	Air or Water Cooled Chilling	ICF	ICF	AR TRM v3.0	ICF	ICF
49	WS	Comme	Large	Hospital	HVAC	Air or Water Cooled Chilling	ICF	ICF	AR TRM v3.0	ICF	ICF
50	WS	Comme	Large	K12	HVAC	Air or Water Cooled Chilling	ICF	ICF	AR TRM v3.0	ICF	ICF
51	WS	Comme	Large	Education	HVAC	Air or Water Cooled Chilling	ICF	ICF	AR TRM v3.0	ICF	ICF
52	WS	Comme	Large	Lodging	HVAC	Air or Water Cooled Chilling	ICF	ICF	AR TRM v3.0	ICF	ICF
53	WS	Comme	Large	General	HVAC	Air or Water Cooled Chilling	ICF	ICF	AR TRM v3.0	ICF	ICF
54	WS	Comme	Large	Hospital	HVAC	Air or Water Cooled Chilling	ICF	ICF	AR TRM v3.0	ICF	ICF
55	WS	Comme	Large	K12	HVAC	Air or Water Cooled Chilling	ICF	ICF	AR TRM v3.0	ICF	ICF
56	WS	Comme	Large	Education	HVAC	Air or Water Cooled Chilling	ICF	ICF	AR TRM v3.0	ICF	ICF
57	WS	Comme	Large	Lodging	HVAC	Air or Water Cooled Chilling	ICF	ICF	AR TRM v3.0	ICF	ICF
58	WS	Comme	Large	General	HVAC	Air or Water Cooled Chilling	ICF	ICF	AR TRM v3.0	ICF	ICF
59	WS	Comme	Large	Hospital	HVAC	Air or Water Cooled Chilling	ICF	ICF	AR TRM v3.0	ICF	ICF
60	WS	Comme	Large	Education	HVAC	Air or Water Cooled Chilling	ICF	ICF	AR TRM v3.0	ICF	ICF

MEASURE DESCRIPTION							MEASURE DOCUMENTATION				
Measure ID	Weather Sensitive	Sector	Sub-Sector	Building Type	End Use	Measure Name	Measure Cost Source	Measure Savings Source	Measure Lifetime Source	Measure Unit per SubSector Unit Source	Applicability
61	WS	Comme	Large	Lodging	HVAC	Air or Water Cooled Chilling	ICF	ICF	AR TRM v3.0	ICF	ICF
62	WS	Comme	Large	General	HVAC	Air or Water Cooled Chilling	ICF	ICF	AR TRM v3.0	ICF	ICF
63	WS	Comme	Large	Hospital	HVAC	Air or Water Cooled Chilling	ICF	ICF	AR TRM v3.0	ICF	ICF
64	WS	Comme	Large	Education	HVAC	Air or Water Cooled Chilling	ICF	ICF	AR TRM v3.0	ICF	ICF
65	WS	Comme	Large	Lodging	HVAC	Air or Water Cooled Chilling	ICF	ICF	AR TRM v3.0	ICF	ICF
66	WS	Comme	Large	General	HVAC	Air or Water Cooled Chilling	ICF	ICF	AR TRM v3.0	ICF	ICF
67	NWS	Comme	Large	Hospital	HVAC	Variable Speed Drives for HVAC	MidAtlantic TRM	MidAtlantic TRM	MidAtlantic TRM	ICF	ICF
68	NWS	Comme	Large	Hospital	HVAC	Variable Speed Drives for HVAC	MidAtlantic TRM	MidAtlantic TRM	MidAtlantic TRM	ICF	ICF
69	NWS	Comme	Large	Hospital	HVAC	Variable Speed Drives for HVAC	MidAtlantic TRM	MidAtlantic TRM	MidAtlantic TRM	ICF	ICF
70	NWS	Comme	Large	Hospital	HVAC	Variable Speed Drives for HVAC	MidAtlantic TRM	MidAtlantic TRM	MidAtlantic TRM	ICF	ICF
71	NWS	Comme	Large	K12	HVAC	Variable Speed Drives for HVAC	MidAtlantic TRM	MidAtlantic TRM	MidAtlantic TRM	ICF	ICF
72	NWS	Comme	Large	K12	HVAC	Variable Speed Drives for HVAC	MidAtlantic TRM	MidAtlantic TRM	MidAtlantic TRM	ICF	ICF
73	NWS	Comme	Large	K12	HVAC	Variable Speed Drives for HVAC	MidAtlantic TRM	MidAtlantic TRM	MidAtlantic TRM	ICF	ICF
74	NWS	Comme	Large	K12	HVAC	Variable Speed Drives for HVAC	MidAtlantic TRM	MidAtlantic TRM	MidAtlantic TRM	ICF	ICF
75	NWS	Comme	Large	Education	HVAC	Variable Speed Drives for HVAC	MidAtlantic TRM	MidAtlantic TRM	MidAtlantic TRM	ICF	ICF
76	NWS	Comme	Large	Education	HVAC	Variable Speed Drives for HVAC	MidAtlantic TRM	MidAtlantic TRM	MidAtlantic TRM	ICF	ICF
77	NWS	Comme	Large	Education	HVAC	Variable Speed Drives for HVAC	MidAtlantic TRM	MidAtlantic TRM	MidAtlantic TRM	ICF	ICF
78	NWS	Comme	Large	Education	HVAC	Variable Speed Drives for HVAC	MidAtlantic TRM	MidAtlantic TRM	MidAtlantic TRM	ICF	ICF
79	NWS	Comme	Large	Lodging	HVAC	Variable Speed Drives for HVAC	MidAtlantic TRM	MidAtlantic TRM	MidAtlantic TRM	ICF	ICF
80	NWS	Comme	Large	Lodging	HVAC	Variable Speed Drives for HVAC	MidAtlantic TRM	MidAtlantic TRM	MidAtlantic TRM	ICF	ICF
81	NWS	Comme	Large	Lodging	HVAC	Variable Speed Drives for HVAC	MidAtlantic TRM	MidAtlantic TRM	MidAtlantic TRM	ICF	ICF
82	NWS	Comme	Large	Lodging	HVAC	Variable Speed Drives for HVAC	MidAtlantic TRM	MidAtlantic TRM	MidAtlantic TRM	ICF	ICF
83	NWS	Comme	Large	General	HVAC	Variable Speed Drives for HVAC	MidAtlantic TRM	MidAtlantic TRM	MidAtlantic TRM	ICF	ICF
84	NWS	Comme	Large	General	HVAC	Variable Speed Drives for HVAC	MidAtlantic TRM	MidAtlantic TRM	MidAtlantic TRM	ICF	ICF
85	NWS	Comme	Large	General	HVAC	Variable Speed Drives for HVAC	MidAtlantic TRM	MidAtlantic TRM	MidAtlantic TRM	ICF	ICF
86	NWS	Comme	Large	General	HVAC	Variable Speed Drives for HVAC	MidAtlantic TRM	MidAtlantic TRM	MidAtlantic TRM	ICF	ICF
87	NWS	Comme	Small	All	HVAC	Dual Enthalpy Economizer	ICF	Honeywell	MidAtlantic TRM	ICF	ICF
88	NWS	Comme	Large	All	HVAC	Dual Enthalpy Economizer	ICF	Honeywell	MidAtlantic TRM	ICF	ICF
89	NWS	Comme	Small	All	HVAC	Demand Controlled Ventilation	ICF	Honeywell	ICF	ICF	ICF
90	NWS	Comme	Large	All	HVAC	Demand Controlled Ventilation	ICF	Honeywell	ICF	ICF	ICF
91	WS	Comme	Small	All	HVAC	Ground Source Heatpump	ICF	ICF	ICF	ICF	ICF
92	WS	Comme	Small	All	HVAC	AC Tune-Up	ICF	ICF	ICF	ICF	ICF
93	NWS	Comme	Small	All	HVAC	Electronically Commutated	ICF	ICF	ICF	ICF	ICF
94	NWS	Comme	All	Hospital	Lighting	High Performance T8/T5 with	IL TRM	ICF	AR & IL TRM	ICF	ICF
95	NWS	Comme	All	Hospital	Lighting	High Performance T8/T5 with	IL TRM	ICF	AR & IL TRM	ICF	ICF
96	NWS	Comme	All	Hospital	Lighting	High Performance T8/T5 with	IL TRM	ICF	AR & IL TRM	ICF	ICF
97	NWS	Comme	All	Hospital	Lighting	High Performance T8/T5 with	IL TRM	ICF	AR & IL TRM	ICF	ICF
98	NWS	Comme	All	K12	Lighting	High Performance T8/T5 with	IL TRM	ICF	AR & IL TRM	ICF	ICF
99	NWS	Comme	All	K12	Lighting	High Performance T8/T5 with	IL TRM	ICF	AR & IL TRM	ICF	ICF
100	NWS	Comme	All	K12	Lighting	High Performance T8/T5 with	IL TRM	ICF	AR & IL TRM	ICF	ICF
101	NWS	Comme	All	K12	Lighting	High Performance T8/T5 with	IL TRM	ICF	AR & IL TRM	ICF	ICF
102	NWS	Comme	All	Education	Lighting	High Performance T8/T5 with	IL TRM	ICF	AR & IL TRM	ICF	ICF
103	NWS	Comme	All	Education	Lighting	High Performance T8/T5 with	IL TRM	ICF	AR & IL TRM	ICF	ICF
104	NWS	Comme	All	Education	Lighting	High Performance T8/T5 with	IL TRM	ICF	AR & IL TRM	ICF	ICF
105	NWS	Comme	All	Education	Lighting	High Performance T8/T5 with	IL TRM	ICF	AR & IL TRM	ICF	ICF
106	NWS	Comme	All	Lodging	Lighting	High Performance T8/T5 with	IL TRM	ICF	AR & IL TRM	ICF	ICF
107	NWS	Comme	All	Lodging	Lighting	High Performance T8/T5 with	IL TRM	ICF	AR & IL TRM	ICF	ICF
108	NWS	Comme	All	Lodging	Lighting	High Performance T8/T5 with	IL TRM	ICF	AR & IL TRM	ICF	ICF
109	NWS	Comme	All	Lodging	Lighting	High Performance T8/T5 with	IL TRM	ICF	AR & IL TRM	ICF	ICF
110	NWS	Comme	All	General	Lighting	High Performance T8/T5 with	IL TRM	ICF	AR & IL TRM	ICF	ICF
111	NWS	Comme	All	General	Lighting	High Performance T8/T5 with	IL TRM	ICF	AR & IL TRM	ICF	ICF
112	NWS	Comme	All	General	Lighting	High Performance T8/T5 with	IL TRM	ICF	AR & IL TRM	ICF	ICF
113	NWS	Comme	All	General	Lighting	High Performance T8/T5 with	IL TRM	ICF	AR & IL TRM	ICF	ICF
114	NWS	Comme	All	General	Lighting	High Performance T8/T5 with	IL TRM	ICF	AR & IL TRM	ICF	ICF
115	NWS	Comme	All	General	Lighting	High Performance T8/T5 with	IL TRM	ICF	AR & IL TRM	ICF	ICF
116	NWS	Comme	All	General	Lighting	High Performance T8/T5 with	IL TRM	ICF	AR & IL TRM	ICF	ICF
117	NWS	Comme	All	General	Lighting	High Performance T8/T5 with	IL TRM	ICF	AR & IL TRM	ICF	ICF
118	NWS	Comme	All	Hospital	Lighting	Reduced Wattage T8/T5 Lamps	IL TRM	ICF	AR & IL TRM	ICF	ICF
119	NWS	Comme	All	K12	Lighting	Reduced Wattage T8/T5 Lamps	IL TRM	ICF	AR & IL TRM	ICF	ICF
120	NWS	Comme	All	Education	Lighting	Reduced Wattage T8/T5 Lamps	IL TRM	ICF	AR & IL TRM	ICF	ICF

MEASURE DESCRIPTION							MEASURE DOCUMENTATION				
Measure ID	Weather Sensitive	Sector	Sub-Sector	Building Type	End Use	Measure Name	Measure Cost Source	Measure Savings Source	Measure Lifetime Source	Measure Unit per SubSector Unit Source	Applicability
121	NWS	Comme	All	Lodging	Lighting	Reduced Wattage T8/T5 Lamps	IL TRM	ICF	AR & IL TRM	ICF	ICF
122	NWS	Comme	All	General	Lighting	Reduced Wattage T8/T5 Lamps	IL TRM	ICF	AR & IL TRM	ICF	ICF
123	NWS	Comme	All	General	Lighting	Reduced Wattage T8/T5 Lamps	IL TRM	ICF	AR & IL TRM	ICF	ICF
124	NWS	Comme	All	Hospital	Lighting	Reduced Wattage T8/T5 Lamps	IL TRM	ICF	AR & IL TRM	ICF	ICF
125	NWS	Comme	All	K12	Lighting	Reduced Wattage T8/T5 Lamps	IL TRM	ICF	AR & IL TRM	ICF	ICF
126	NWS	Comme	All	Education	Lighting	Reduced Wattage T8/T5 Lamps	IL TRM	ICF	AR & IL TRM	ICF	ICF
127	NWS	Comme	All	Lodging	Lighting	Reduced Wattage T8/T5 Lamps	IL TRM	ICF	AR & IL TRM	ICF	ICF
128	NWS	Comme	All	General	Lighting	Reduced Wattage T8/T5 Lamps	IL TRM	ICF	AR & IL TRM	ICF	ICF
129	NWS	Comme	All	General	Lighting	Reduced Wattage T8/T5 Lamps	IL TRM	ICF	AR & IL TRM	ICF	ICF
130	NWS	Comme	All	Hospital	Lighting	Linear Florescent Fixture	IL TRM	ICF	AR & IL TRM	ICF	ICF
131	NWS	Comme	All	K12	Lighting	Linear Florescent Fixture	IL TRM	ICF	AR & IL TRM	ICF	ICF
132	NWS	Comme	All	Education	Lighting	Linear Florescent Fixture	IL TRM	ICF	AR & IL TRM	ICF	ICF
133	NWS	Comme	All	Lodging	Lighting	Linear Florescent Fixture	IL TRM	ICF	AR & IL TRM	ICF	ICF
134	NWS	Comme	All	General	Lighting	Linear Florescent Fixture	IL TRM	ICF	AR & IL TRM	ICF	ICF
135	NWS	Comme	All	General	Lighting	Linear Florescent Fixture	IL TRM	ICF	AR & IL TRM	ICF	ICF
136	NWS	Comme	All	Hospital	Lighting	Linear Florescent Fixture	IL TRM	ICF	AR & IL TRM	ICF	ICF
137	NWS	Comme	All	K12	Lighting	Linear Florescent Fixture	IL TRM	ICF	AR & IL TRM	ICF	ICF
138	NWS	Comme	All	Education	Lighting	Linear Florescent Fixture	IL TRM	ICF	AR & IL TRM	ICF	ICF
139	NWS	Comme	All	Lodging	Lighting	Linear Florescent Fixture	IL TRM	ICF	AR & IL TRM	ICF	ICF
140	NWS	Comme	All	General	Lighting	Linear Florescent Fixture	IL TRM	ICF	AR & IL TRM	ICF	ICF
141	NWS	Comme	All	General	Lighting	Linear Florescent Fixture	IL TRM	ICF	AR & IL TRM	ICF	ICF
142	NWS	Comme	All	Hospital	Lighting	Linear Florescent Fixture	IL TRM	ICF	AR & IL TRM	ICF	ICF
143	NWS	Comme	All	K12	Lighting	Linear Florescent Fixture	IL TRM	ICF	AR & IL TRM	ICF	ICF
144	NWS	Comme	All	Education	Lighting	Linear Florescent Fixture	IL TRM	ICF	AR & IL TRM	ICF	ICF
145	NWS	Comme	All	Lodging	Lighting	Linear Florescent Fixture	IL TRM	ICF	AR & IL TRM	ICF	ICF
146	NWS	Comme	All	General	Lighting	Linear Florescent Fixture	IL TRM	ICF	AR & IL TRM	ICF	ICF
147	NWS	Comme	All	General	Lighting	Linear Florescent Fixture	IL TRM	ICF	AR & IL TRM	ICF	ICF
148	NWS	Comme	All	Hospital	Lighting	Linear Florescent Fixture	IL TRM	ICF	AR & IL TRM	ICF	ICF
149	NWS	Comme	All	K12	Lighting	Linear Florescent Fixture	IL TRM	ICF	AR & IL TRM	ICF	ICF
150	NWS	Comme	All	Education	Lighting	Linear Florescent Fixture	IL TRM	ICF	AR & IL TRM	ICF	ICF
151	NWS	Comme	All	Lodging	Lighting	Linear Florescent Fixture	IL TRM	ICF	AR & IL TRM	ICF	ICF
152	NWS	Comme	All	General	Lighting	Linear Florescent Fixture	IL TRM	ICF	AR & IL TRM	ICF	ICF
153	NWS	Comme	All	General	Lighting	Linear Florescent Fixture	IL TRM	ICF	AR & IL TRM	ICF	ICF
154	NWS	Comme	All	Hospital	Lighting	Commercial Standard CFL	IL TRM	ICF	AR & IL TRM	ICF	ICF
155	NWS	Comme	All	Hospital	Lighting	Commercial Standard CFL	IL TRM	ICF	AR & IL TRM	ICF	ICF
156	NWS	Comme	All	K12	Lighting	Commercial Standard CFL	IL TRM	ICF	AR & IL TRM	ICF	ICF
157	NWS	Comme	All	K12	Lighting	Commercial Standard CFL	IL TRM	ICF	AR & IL TRM	ICF	ICF
158	NWS	Comme	All	Education	Lighting	Commercial Standard CFL	IL TRM	ICF	AR & IL TRM	ICF	ICF
159	NWS	Comme	All	Education	Lighting	Commercial Standard CFL	IL TRM	ICF	AR & IL TRM	ICF	ICF
160	NWS	Comme	All	Lodging	Lighting	Commercial Standard CFL	IL TRM	ICF	AR & IL TRM	ICF	ICF
161	NWS	Comme	All	Lodging	Lighting	Commercial Standard CFL	IL TRM	ICF	AR & IL TRM	ICF	ICF
162	NWS	Comme	All	General	Lighting	Commercial Standard CFL	IL TRM	ICF	AR & IL TRM	ICF	ICF
163	NWS	Comme	All	General	Lighting	Commercial Standard CFL	IL TRM	ICF	AR & IL TRM	ICF	ICF
164	NWS	Comme	All	General	Lighting	Commercial Standard CFL	IL TRM	ICF	AR & IL TRM	ICF	ICF
165	NWS	Comme	All	General	Lighting	Commercial Standard CFL	IL TRM	ICF	AR & IL TRM	ICF	ICF
166	NWS	Comme	All	Hospital	Lighting	LED Bulbs	IL TRM	ICF	AR & IL TRM	ICF	ICF
167	NWS	Comme	All	Hospital	Lighting	LED Bulbs	IL TRM	ICF	AR & IL TRM	ICF	ICF
168	NWS	Comme	All	K12	Lighting	LED Bulbs	IL TRM	ICF	AR & IL TRM	ICF	ICF
169	NWS	Comme	All	K12	Lighting	LED Bulbs	IL TRM	ICF	AR & IL TRM	ICF	ICF
170	NWS	Comme	All	Education	Lighting	LED Bulbs	IL TRM	ICF	AR & IL TRM	ICF	ICF
171	NWS	Comme	All	Education	Lighting	LED Bulbs	IL TRM	ICF	AR & IL TRM	ICF	ICF
172	NWS	Comme	All	Lodging	Lighting	LED Bulbs	IL TRM	ICF	AR & IL TRM	ICF	ICF
173	NWS	Comme	All	Lodging	Lighting	LED Bulbs	IL TRM	ICF	AR & IL TRM	ICF	ICF
174	NWS	Comme	All	General	Lighting	LED Bulbs	IL TRM	ICF	AR & IL TRM	ICF	ICF
175	NWS	Comme	All	General	Lighting	LED Bulbs	IL TRM	ICF	AR & IL TRM	ICF	ICF
176	NWS	Comme	All	General	Lighting	LED Bulbs	IL TRM	ICF	AR & IL TRM	ICF	ICF
177	NWS	Comme	All	General	Lighting	LED Bulbs	IL TRM	ICF	AR & IL TRM	ICF	ICF
178	NWS	Comme	Large	All	Lighting	Efficient High Bay Lighting	IL TRM	ICF	AR & IL TRM	ICF	ICF
179	NWS	Comme	Small	All	Lighting	Efficient High Bay Lighting	IL TRM	ICF	AR & IL TRM	ICF	ICF
180	NWS	Comme	Large	All	Lighting	Efficient High Bay Lighting	IL TRM	ICF	AR & IL TRM	ICF	ICF

MEASURE DESCRIPTION							MEASURE DOCUMENTATION				
Measure ID	Weather Sensitive	Sector	Sub-Sector	Building Type	End Use	Measure Name	Measure Cost Source	Measure Savings Source	Measure Lifetime Source	Measure Unit per SubSector Unit Source	Applicability
181	NWS	Comme	Small	All	Lighting	Efficient High Bay Lighting	IL TRM	ICF	AR & IL TRM	ICF	ICF
182	NWS	Comme	Large	All	Lighting	Efficient High Bay Lighting	IL TRM	ICF	AR & IL TRM	ICF	ICF
183	NWS	Comme	Small	All	Lighting	Efficient High Bay Lighting	IL TRM	ICF	AR & IL TRM	ICF	ICF
184	NWS	Comme	Large	All	Lighting	Efficient High Bay Lighting	IL TRM	ICF	AR & IL TRM	ICF	ICF
185	NWS	Comme	Small	All	Lighting	Efficient High Bay Lighting	IL TRM	ICF	AR & IL TRM	ICF	ICF
186	NWS	Comme	Large	All	Lighting	Efficient High Bay Lighting	IL TRM	ICF	AR & IL TRM	ICF	ICF
187	NWS	Comme	Small	All	Lighting	Efficient High Bay Lighting	IL TRM	ICF	AR & IL TRM	ICF	ICF
188	NWS	Comme	Large	All	Lighting	Efficient High Bay Lighting	IL TRM	ICF	AR & IL TRM	ICF	ICF
189	NWS	Comme	Small	All	Lighting	Efficient High Bay Lighting	IL TRM	ICF	AR & IL TRM	ICF	ICF
190	NWS	Comme	Large	All	Lighting	Lighting Controls	IL TRM	ICF	AR & IL TRM	ICF	ICF
191	NWS	Comme	Large	All	Lighting	Lighting Controls	IL TRM	ICF	AR & IL TRM	ICF	ICF
192	NWS	Comme	Large	All	Lighting	Lighting Controls	IL TRM	ICF	AR & IL TRM	ICF	ICF
193	NWS	Comme	Large	All	Lighting	Lighting Controls	IL TRM	ICF	AR & IL TRM	ICF	ICF
194	NWS	Comme	Large	All	Lighting	Lighting Controls	IL TRM	ICF	AR & IL TRM	ICF	ICF
195	NWS	Comme	Large	All	Lighting	Lighting Controls	IL TRM	ICF	AR & IL TRM	ICF	ICF
196	NWS	Comme	Large	All	Lighting	Lighting Controls	IL TRM	ICF	AR & IL TRM	ICF	ICF
197	NWS	Comme	Small	All	Lighting	Lighting Controls	IL TRM	ICF	AR & IL TRM	ICF	ICF
198	NWS	Comme	Small	All	Lighting	Lighting Controls	IL TRM	ICF	AR & IL TRM	ICF	ICF
199	NWS	Comme	Small	All	Lighting	Lighting Controls	IL TRM	ICF	AR & IL TRM	ICF	ICF
200	NWS	Comme	Small	All	Lighting	Lighting Controls	IL TRM	ICF	AR & IL TRM	ICF	ICF
201	NWS	Comme	Small	All	Lighting	Lighting Controls	IL TRM	ICF	AR & IL TRM	ICF	ICF
202	NWS	Comme	Small	All	Lighting	Lighting Controls	IL TRM	ICF	AR & IL TRM	ICF	ICF
203	NWS	Comme	Small	All	Lighting	Lighting Controls	IL TRM	ICF	AR & IL TRM	ICF	ICF
204	NWS	Comme	Small	All	Lighting	LED Exit Signs	IL TRM	ICF	AR & IL TRM	ICF	ICF
205	NWS	Comme	All	Hospital	Refrigeration	Electronically Commutated	IL TRM	AR TRM v3.0	AR TRM v3.0	ICF	ICF
206	NWS	Comme	All	K12	Refrigeration	Electronically Commutated	IL TRM	AR TRM v3.0	AR TRM v3.0	ICF	ICF
207	NWS	Comme	All	Education	Refrigeration	Electronically Commutated	IL TRM	AR TRM v3.0	AR TRM v3.0	ICF	ICF
208	NWS	Comme	All	Lodging	Refrigeration	Electronically Commutated	IL TRM	AR TRM v3.0	AR TRM v3.0	ICF	ICF
209	NWS	Comme	All	Food Sales	Refrigeration	Electronically Commutated	IL TRM	AR TRM v3.0	AR TRM v3.0	ICF	ICF
210	NWS	Comme	All	Restaurant	Refrigeration	Electronically Commutated	IL TRM	AR TRM v3.0	AR TRM v3.0	ICF	ICF
211	NWS	Comme	All	Hospital	Refrigeration	ENERGY STAR Solid Door	IL TRM	AR TRM v3.0	AR TRM v3.0	ICF	ICF
212	NWS	Comme	All	Hospital	Refrigeration	ENERGY STAR Solid Door	IL TRM	AR TRM v3.0	AR TRM v3.0	ICF	ICF
213	NWS	Comme	All	Hospital	Refrigeration	ENERGY STAR Solid Door	IL TRM	AR TRM v3.0	AR TRM v3.0	ICF	ICF
214	NWS	Comme	All	Hospital	Refrigeration	ENERGY STAR Solid Door	IL TRM	AR TRM v3.0	AR TRM v3.0	ICF	ICF
215	NWS	Comme	All	Hospital	Refrigeration	ENERGY STAR Solid Door	IL TRM	AR TRM v3.0	AR TRM v3.0	ICF	ICF
216	NWS	Comme	All	Hospital	Refrigeration	ENERGY STAR Solid Door	IL TRM	AR TRM v3.0	AR TRM v3.0	ICF	ICF
217	NWS	Comme	All	Hospital	Refrigeration	ENERGY STAR Solid Door	IL TRM	AR TRM v3.0	AR TRM v3.0	ICF	ICF
218	NWS	Comme	All	Hospital	Refrigeration	ENERGY STAR Solid Door	IL TRM	AR TRM v3.0	AR TRM v3.0	ICF	ICF
219	NWS	Comme	All	K12	Refrigeration	ENERGY STAR Solid Door	IL TRM	AR TRM v3.0	AR TRM v3.0	ICF	ICF
220	NWS	Comme	All	K12	Refrigeration	ENERGY STAR Solid Door	IL TRM	AR TRM v3.0	AR TRM v3.0	ICF	ICF
221	NWS	Comme	All	K12	Refrigeration	ENERGY STAR Solid Door	IL TRM	AR TRM v3.0	AR TRM v3.0	ICF	ICF
222	NWS	Comme	All	K12	Refrigeration	ENERGY STAR Solid Door	IL TRM	AR TRM v3.0	AR TRM v3.0	ICF	ICF
223	NWS	Comme	All	K12	Refrigeration	ENERGY STAR Solid Door	IL TRM	AR TRM v3.0	AR TRM v3.0	ICF	ICF
224	NWS	Comme	All	K12	Refrigeration	ENERGY STAR Solid Door	IL TRM	AR TRM v3.0	AR TRM v3.0	ICF	ICF
225	NWS	Comme	All	K12	Refrigeration	ENERGY STAR Solid Door	IL TRM	AR TRM v3.0	AR TRM v3.0	ICF	ICF
226	NWS	Comme	All	K12	Refrigeration	ENERGY STAR Solid Door	IL TRM	AR TRM v3.0	AR TRM v3.0	ICF	ICF
227	NWS	Comme	All	Education	Refrigeration	ENERGY STAR Solid Door	IL TRM	AR TRM v3.0	AR TRM v3.0	ICF	ICF
228	NWS	Comme	All	Education	Refrigeration	ENERGY STAR Solid Door	IL TRM	AR TRM v3.0	AR TRM v3.0	ICF	ICF
229	NWS	Comme	All	Education	Refrigeration	ENERGY STAR Solid Door	IL TRM	AR TRM v3.0	AR TRM v3.0	ICF	ICF
230	NWS	Comme	All	Education	Refrigeration	ENERGY STAR Solid Door	IL TRM	AR TRM v3.0	AR TRM v3.0	ICF	ICF
231	NWS	Comme	All	Education	Refrigeration	ENERGY STAR Solid Door	IL TRM	AR TRM v3.0	AR TRM v3.0	ICF	ICF
232	NWS	Comme	All	Education	Refrigeration	ENERGY STAR Solid Door	IL TRM	AR TRM v3.0	AR TRM v3.0	ICF	ICF
233	NWS	Comme	All	Education	Refrigeration	ENERGY STAR Solid Door	IL TRM	AR TRM v3.0	AR TRM v3.0	ICF	ICF
234	NWS	Comme	All	Education	Refrigeration	ENERGY STAR Solid Door	IL TRM	AR TRM v3.0	AR TRM v3.0	ICF	ICF
235	NWS	Comme	All	Lodging	Refrigeration	ENERGY STAR Solid Door	IL TRM	AR TRM v3.0	AR TRM v3.0	ICF	ICF
236	NWS	Comme	All	Lodging	Refrigeration	ENERGY STAR Solid Door	IL TRM	AR TRM v3.0	AR TRM v3.0	ICF	ICF
237	NWS	Comme	All	Lodging	Refrigeration	ENERGY STAR Solid Door	IL TRM	AR TRM v3.0	AR TRM v3.0	ICF	ICF
238	NWS	Comme	All	Lodging	Refrigeration	ENERGY STAR Solid Door	IL TRM	AR TRM v3.0	AR TRM v3.0	ICF	ICF
239	NWS	Comme	All	Lodging	Refrigeration	ENERGY STAR Solid Door	IL TRM	AR TRM v3.0	AR TRM v3.0	ICF	ICF
240	NWS	Comme	All	Lodging	Refrigeration	ENERGY STAR Solid Door	IL TRM	AR TRM v3.0	AR TRM v3.0	ICF	ICF

MEASURE DESCRIPTION							MEASURE DOCUMENTATION				
Measure ID	Weather Sensitive	Sector	Sub-Sector	Building Type	End Use	Measure Name	Measure Cost Source	Measure Savings Source	Measure Lifetime Source	Measure Unit per SubSector Unit Source	Applicability
241	NWS	Comme	All	Lodging	Refrigeration	ENERGY STAR Solid Door	IL TRM	AR TRM v3.0	AR TRM v3.0	ICF	ICF
242	NWS	Comme	All	Lodging	Refrigeration	ENERGY STAR Solid Door	IL TRM	AR TRM v3.0	AR TRM v3.0	ICF	ICF
243	NWS	Comme	All	Food Sales	Refrigeration	ENERGY STAR Solid Door	IL TRM	AR TRM v3.0	AR TRM v3.0	ICF	ICF
244	NWS	Comme	All	Food Sales	Refrigeration	ENERGY STAR Solid Door	IL TRM	AR TRM v3.0	AR TRM v3.0	ICF	ICF
245	NWS	Comme	All	Food Sales	Refrigeration	ENERGY STAR Solid Door	IL TRM	AR TRM v3.0	AR TRM v3.0	ICF	ICF
246	NWS	Comme	All	Food Sales	Refrigeration	ENERGY STAR Solid Door	IL TRM	AR TRM v3.0	AR TRM v3.0	ICF	ICF
247	NWS	Comme	All	Food Sales	Refrigeration	ENERGY STAR Solid Door	IL TRM	AR TRM v3.0	AR TRM v3.0	ICF	ICF
248	NWS	Comme	All	Food Sales	Refrigeration	ENERGY STAR Solid Door	IL TRM	AR TRM v3.0	AR TRM v3.0	ICF	ICF
249	NWS	Comme	All	Food Sales	Refrigeration	ENERGY STAR Solid Door	IL TRM	AR TRM v3.0	AR TRM v3.0	ICF	ICF
250	NWS	Comme	All	Food Sales	Refrigeration	ENERGY STAR Solid Door	IL TRM	AR TRM v3.0	AR TRM v3.0	ICF	ICF
251	NWS	Comme	All	Restaurant	Refrigeration	ENERGY STAR Solid Door	IL TRM	AR TRM v3.0	AR TRM v3.0	ICF	ICF
252	NWS	Comme	All	Restaurant	Refrigeration	ENERGY STAR Solid Door	IL TRM	AR TRM v3.0	AR TRM v3.0	ICF	ICF
253	NWS	Comme	All	Restaurant	Refrigeration	ENERGY STAR Solid Door	IL TRM	AR TRM v3.0	AR TRM v3.0	ICF	ICF
254	NWS	Comme	All	Restaurant	Refrigeration	ENERGY STAR Solid Door	IL TRM	AR TRM v3.0	AR TRM v3.0	ICF	ICF
255	NWS	Comme	All	Restaurant	Refrigeration	ENERGY STAR Solid Door	IL TRM	AR TRM v3.0	AR TRM v3.0	ICF	ICF
256	NWS	Comme	All	Restaurant	Refrigeration	ENERGY STAR Solid Door	IL TRM	AR TRM v3.0	AR TRM v3.0	ICF	ICF
257	NWS	Comme	All	Restaurant	Refrigeration	ENERGY STAR Solid Door	IL TRM	AR TRM v3.0	AR TRM v3.0	ICF	ICF
258	NWS	Comme	All	Restaurant	Refrigeration	ENERGY STAR Solid Door	IL TRM	AR TRM v3.0	AR TRM v3.0	ICF	ICF
259	NWS	Comme	All	Hospital	Refrigeration	Vending Machine Occupancy	IL TRM	AR TRM v3.0	AR TRM v3.0	ICF	ICF
260	NWS	Comme	All	Hospital	Refrigeration	Vending Machine Occupancy	IL TRM	AR TRM v3.0	AR TRM v3.0	ICF	ICF
261	NWS	Comme	All	Hospital	Refrigeration	Vending Machine Occupancy	IL TRM	AR TRM v3.0	AR TRM v3.0	ICF	ICF
262	NWS	Comme	All	K12	Refrigeration	Vending Machine Occupancy	IL TRM	AR TRM v3.0	AR TRM v3.0	ICF	ICF
263	NWS	Comme	All	K12	Refrigeration	Vending Machine Occupancy	IL TRM	AR TRM v3.0	AR TRM v3.0	ICF	ICF
264	NWS	Comme	All	K12	Refrigeration	Vending Machine Occupancy	IL TRM	AR TRM v3.0	AR TRM v3.0	ICF	ICF
265	NWS	Comme	All	Education	Refrigeration	Vending Machine Occupancy	IL TRM	AR TRM v3.0	AR TRM v3.0	ICF	ICF
266	NWS	Comme	All	Education	Refrigeration	Vending Machine Occupancy	IL TRM	AR TRM v3.0	AR TRM v3.0	ICF	ICF
267	NWS	Comme	All	Education	Refrigeration	Vending Machine Occupancy	IL TRM	AR TRM v3.0	AR TRM v3.0	ICF	ICF
268	NWS	Comme	All	Lodging	Refrigeration	Vending Machine Occupancy	IL TRM	AR TRM v3.0	AR TRM v3.0	ICF	ICF
269	NWS	Comme	All	Lodging	Refrigeration	Vending Machine Occupancy	IL TRM	AR TRM v3.0	AR TRM v3.0	ICF	ICF
270	NWS	Comme	All	Lodging	Refrigeration	Vending Machine Occupancy	IL TRM	AR TRM v3.0	AR TRM v3.0	ICF	ICF
271	NWS	Comme	All	Food Sales	Refrigeration	Vending Machine Occupancy	IL TRM	AR TRM v3.0	AR TRM v3.0	ICF	ICF
272	NWS	Comme	All	Food Sales	Refrigeration	Vending Machine Occupancy	IL TRM	AR TRM v3.0	AR TRM v3.0	ICF	ICF
273	NWS	Comme	All	Food Sales	Refrigeration	Vending Machine Occupancy	IL TRM	AR TRM v3.0	AR TRM v3.0	ICF	ICF
274	NWS	Comme	All	Restaurant	Refrigeration	Vending Machine Occupancy	IL TRM	AR TRM v3.0	AR TRM v3.0	ICF	ICF
275	NWS	Comme	All	Restaurant	Refrigeration	Vending Machine Occupancy	IL TRM	AR TRM v3.0	AR TRM v3.0	ICF	ICF
276	NWS	Comme	All	Restaurant	Refrigeration	Vending Machine Occupancy	IL TRM	AR TRM v3.0	AR TRM v3.0	ICF	ICF
277	NWS	Comme	All	Hospital	Refrigeration	Automatic Door Closer for Walk-	IL TRM	IL TRM	IL TRM	ICF	ICF
278	NWS	Comme	All	Hospital	Refrigeration	Automatic Door Closer for Walk-	IL TRM	IL TRM	IL TRM	ICF	ICF
279	NWS	Comme	All	K12	Refrigeration	Automatic Door Closer for Walk-	IL TRM	IL TRM	IL TRM	ICF	ICF
280	NWS	Comme	All	K12	Refrigeration	Automatic Door Closer for Walk-	IL TRM	IL TRM	IL TRM	ICF	ICF
281	NWS	Comme	All	Education	Refrigeration	Automatic Door Closer for Walk-	IL TRM	IL TRM	IL TRM	ICF	ICF
282	NWS	Comme	All	Education	Refrigeration	Automatic Door Closer for Walk-	IL TRM	IL TRM	IL TRM	ICF	ICF
283	NWS	Comme	All	Lodging	Refrigeration	Automatic Door Closer for Walk-	IL TRM	IL TRM	IL TRM	ICF	ICF
284	NWS	Comme	All	Lodging	Refrigeration	Automatic Door Closer for Walk-	IL TRM	IL TRM	IL TRM	ICF	ICF
285	NWS	Comme	All	Food Sales	Refrigeration	Automatic Door Closer for Walk-	IL TRM	IL TRM	IL TRM	ICF	ICF
286	NWS	Comme	All	Food Sales	Refrigeration	Automatic Door Closer for Walk-	IL TRM	IL TRM	IL TRM	ICF	ICF
287	NWS	Comme	All	Restaurant	Refrigeration	Automatic Door Closer for Walk-	IL TRM	IL TRM	IL TRM	ICF	ICF
288	NWS	Comme	All	Restaurant	Refrigeration	Automatic Door Closer for Walk-	IL TRM	IL TRM	IL TRM	ICF	ICF
289	NWS	Comme	All	Food Sales	Refrigeration	Door Heater Controls for Cooler	IL TRM	IL TRM	IL TRM	ICF	ICF
290	NWS	Comme	All	Food Sales	Refrigeration	Door Heater Controls for Cooler	IL TRM	IL TRM	IL TRM	ICF	ICF
291	NWS	Comme	All	Food Sales	Refrigeration	Door Heater Controls for Cooler	IL TRM	IL TRM	IL TRM	ICF	ICF
292	NWS	Comme	All	Food Sales	Refrigeration	Door Heater Controls for Cooler	IL TRM	IL TRM	IL TRM	ICF	ICF
293	NWS	Comme	All	Food Sales	Refrigeration	Door Heater Controls for Cooler	IL TRM	IL TRM	IL TRM	ICF	ICF
294	NWS	Comme	All	Food Sales	Refrigeration	Door Heater Controls for Cooler	IL TRM	IL TRM	IL TRM	ICF	ICF
295	NWS	Comme	All	Restaurant	Refrigeration	Door Heater Controls for Cooler	IL TRM	IL TRM	IL TRM	ICF	ICF
296	NWS	Comme	All	Restaurant	Refrigeration	Door Heater Controls for Cooler	IL TRM	IL TRM	IL TRM	ICF	ICF
297	NWS	Comme	All	Restaurant	Refrigeration	Door Heater Controls for Cooler	IL TRM	IL TRM	IL TRM	ICF	ICF
298	NWS	Comme	All	Restaurant	Refrigeration	Door Heater Controls for Cooler	IL TRM	IL TRM	IL TRM	ICF	ICF
299	NWS	Comme	All	Restaurant	Refrigeration	Door Heater Controls for Cooler	IL TRM	IL TRM	IL TRM	ICF	ICF
300	NWS	Comme	All	Restaurant	Refrigeration	Door Heater Controls for Cooler	IL TRM	IL TRM	IL TRM	ICF	ICF

MEASURE DESCRIPTION							MEASURE DOCUMENTATION				
Measure ID	Weather Sensitive	Sector	Sub-Sector	Building Type	End Use	Measure Name	Measure Cost Source	Measure Savings Source	Measure Lifetime Source	Measure Unit per SubSector Unit Source	Applicability
301	NWS	Comme	All	Hospital	Refrigeration	Evaporator Fan Control	IL TRM	IL TRM	IL TRM	ICF	ICF
302	NWS	Comme	All	K12	Refrigeration	Evaporator Fan Control	IL TRM	IL TRM	IL TRM	ICF	ICF
303	NWS	Comme	All	Education	Refrigeration	Evaporator Fan Control	IL TRM	IL TRM	IL TRM	ICF	ICF
304	NWS	Comme	All	Lodging	Refrigeration	Evaporator Fan Control	IL TRM	IL TRM	IL TRM	ICF	ICF
305	NWS	Comme	All	Food Sales	Refrigeration	Evaporator Fan Control	IL TRM	IL TRM	IL TRM	ICF	ICF
306	NWS	Comme	All	Restaurant	Refrigeration	Evaporator Fan Control	IL TRM	IL TRM	IL TRM	ICF	ICF
307	NWS	Comme	All	Hospital	Refrigeration	Strip Curtain for Walk-in Coolers	IL TRM	IL TRM	IL TRM	ICF	ICF
308	NWS	Comme	All	Hospital	Refrigeration	Strip Curtain for Walk-in Coolers	IL TRM	IL TRM	IL TRM	ICF	ICF
309	NWS	Comme	All	K12	Refrigeration	Strip Curtain for Walk-in Coolers	IL TRM	IL TRM	IL TRM	ICF	ICF
310	NWS	Comme	All	K12	Refrigeration	Strip Curtain for Walk-in Coolers	IL TRM	IL TRM	IL TRM	ICF	ICF
311	NWS	Comme	All	Education	Refrigeration	Strip Curtain for Walk-in Coolers	IL TRM	IL TRM	IL TRM	ICF	ICF
312	NWS	Comme	All	Education	Refrigeration	Strip Curtain for Walk-in Coolers	IL TRM	IL TRM	IL TRM	ICF	ICF
313	NWS	Comme	All	Lodging	Refrigeration	Strip Curtain for Walk-in Coolers	IL TRM	IL TRM	IL TRM	ICF	ICF
314	NWS	Comme	All	Lodging	Refrigeration	Strip Curtain for Walk-in Coolers	IL TRM	IL TRM	IL TRM	ICF	ICF
315	NWS	Comme	All	Food Sales	Refrigeration	Strip Curtain for Walk-in Coolers	IL TRM	IL TRM	IL TRM	ICF	ICF
316	NWS	Comme	All	Food Sales	Refrigeration	Strip Curtain for Walk-in Coolers	IL TRM	IL TRM	IL TRM	ICF	ICF
317	NWS	Comme	All	Restaurant	Refrigeration	Strip Curtain for Walk-in Coolers	IL TRM	IL TRM	IL TRM	ICF	ICF
318	NWS	Comme	All	Restaurant	Refrigeration	Strip Curtain for Walk-in Coolers	IL TRM	IL TRM	IL TRM	ICF	ICF
319	NWS	Comme	All	Hospital	Food	ENERGY STAR Dishwasher	ES Calculator	ES Calculator / AR TRM v3.0	ES Calculator	ICF	ICF
320	NWS	Comme	All	Hospital	Food	ENERGY STAR Dishwasher	ES Calculator	ES Calculator / AR TRM v3.0	ES Calculator	ICF	ICF
321	NWS	Comme	All	Hospital	Food	ENERGY STAR Dishwasher	ES Calculator	ES Calculator / AR TRM v3.0	ES Calculator	ICF	ICF
322	NWS	Comme	All	Hospital	Food	ENERGY STAR Dishwasher	ES Calculator	ES Calculator / AR TRM v3.0	ES Calculator	ICF	ICF
323	NWS	Comme	All	Hospital	Food	ENERGY STAR Dishwasher	ES Calculator	ES Calculator / AR TRM v3.0	ES Calculator	ICF	ICF
324	NWS	Comme	All	Hospital	Food	ENERGY STAR Dishwasher	ES Calculator	ES Calculator / AR TRM v3.0	ES Calculator	ICF	ICF
325	NWS	Comme	All	Hospital	Food	ENERGY STAR Dishwasher	ES Calculator	ES Calculator / AR TRM v3.0	ES Calculator	ICF	ICF
326	NWS	Comme	All	Hospital	Food	ENERGY STAR Dishwasher	ES Calculator	ES Calculator / AR TRM v3.0	ES Calculator	ICF	ICF
327	NWS	Comme	All	Hospital	Food	ENERGY STAR Dishwasher	ES Calculator	ES Calculator / AR TRM v3.0	ES Calculator	ICF	ICF
328	NWS	Comme	All	Hospital	Food	ENERGY STAR Dishwasher	ES Calculator	ES Calculator / AR TRM v3.0	ES Calculator	ICF	ICF
329	NWS	Comme	All	Hospital	Food	ENERGY STAR Dishwasher	ES Calculator	ES Calculator / AR TRM v3.0	ES Calculator	ICF	ICF
330	NWS	Comme	All	Hospital	Food	ENERGY STAR Dishwasher	ES Calculator	ES Calculator / AR TRM v3.0	ES Calculator	ICF	ICF
331	NWS	Comme	All	Hospital	Food	ENERGY STAR Dishwasher	ES Calculator	ES Calculator / AR TRM v3.0	ES Calculator	ICF	ICF
332	NWS	Comme	All	Hospital	Food	ENERGY STAR Dishwasher	ES Calculator	ES Calculator / AR TRM v3.0	ES Calculator	ICF	ICF
333	NWS	Comme	All	Hospital	Food	ENERGY STAR Dishwasher	ES Calculator	ES Calculator / AR TRM v3.0	ES Calculator	ICF	ICF
334	NWS	Comme	All	Hospital	Food	ENERGY STAR Dishwasher	ES Calculator	ES Calculator / AR TRM v3.0	ES Calculator	ICF	ICF
335	NWS	Comme	All	Hospital	Food	ENERGY STAR Dishwasher	ES Calculator	ES Calculator / AR TRM v3.0	ES Calculator	ICF	ICF
336	NWS	Comme	All	Hospital	Food	ENERGY STAR Dishwasher	ES Calculator	ES Calculator / AR TRM v3.0	ES Calculator	ICF	ICF
337	NWS	Comme	All	K12	Food	ENERGY STAR Dishwasher	ES Calculator	ES Calculator / AR TRM v3.0	ES Calculator	ICF	ICF
338	NWS	Comme	All	K12	Food	ENERGY STAR Dishwasher	ES Calculator	ES Calculator / AR TRM v3.0	ES Calculator	ICF	ICF
339	NWS	Comme	All	K12	Food	ENERGY STAR Dishwasher	ES Calculator	ES Calculator / AR TRM v3.0	ES Calculator	ICF	ICF
340	NWS	Comme	All	K12	Food	ENERGY STAR Dishwasher	ES Calculator	ES Calculator / AR TRM v3.0	ES Calculator	ICF	ICF
341	NWS	Comme	All	K12	Food	ENERGY STAR Dishwasher	ES Calculator	ES Calculator / AR TRM v3.0	ES Calculator	ICF	ICF
342	NWS	Comme	All	K12	Food	ENERGY STAR Dishwasher	ES Calculator	ES Calculator / AR TRM v3.0	ES Calculator	ICF	ICF
343	NWS	Comme	All	K12	Food	ENERGY STAR Dishwasher	ES Calculator	ES Calculator / AR TRM v3.0	ES Calculator	ICF	ICF
344	NWS	Comme	All	K12	Food	ENERGY STAR Dishwasher	ES Calculator	ES Calculator / AR TRM v3.0	ES Calculator	ICF	ICF
345	NWS	Comme	All	K12	Food	ENERGY STAR Dishwasher	ES Calculator	ES Calculator / AR TRM v3.0	ES Calculator	ICF	ICF
346	NWS	Comme	All	K12	Food	ENERGY STAR Dishwasher	ES Calculator	ES Calculator / AR TRM v3.0	ES Calculator	ICF	ICF
347	NWS	Comme	All	K12	Food	ENERGY STAR Dishwasher	ES Calculator	ES Calculator / AR TRM v3.0	ES Calculator	ICF	ICF
348	NWS	Comme	All	K12	Food	ENERGY STAR Dishwasher	ES Calculator	ES Calculator / AR TRM v3.0	ES Calculator	ICF	ICF
349	NWS	Comme	All	K12	Food	ENERGY STAR Dishwasher	ES Calculator	ES Calculator / AR TRM v3.0	ES Calculator	ICF	ICF
350	NWS	Comme	All	K12	Food	ENERGY STAR Dishwasher	ES Calculator	ES Calculator / AR TRM v3.0	ES Calculator	ICF	ICF
351	NWS	Comme	All	K12	Food	ENERGY STAR Dishwasher	ES Calculator	ES Calculator / AR TRM v3.0	ES Calculator	ICF	ICF
352	NWS	Comme	All	K12	Food	ENERGY STAR Dishwasher	ES Calculator	ES Calculator / AR TRM v3.0	ES Calculator	ICF	ICF
353	NWS	Comme	All	K12	Food	ENERGY STAR Dishwasher	ES Calculator	ES Calculator / AR TRM v3.0	ES Calculator	ICF	ICF
354	NWS	Comme	All	K12	Food	ENERGY STAR Dishwasher	ES Calculator	ES Calculator / AR TRM v3.0	ES Calculator	ICF	ICF
355	NWS	Comme	All	Education	Food	ENERGY STAR Dishwasher	ES Calculator	ES Calculator / AR TRM v3.0	ES Calculator	ICF	ICF
356	NWS	Comme	All	Education	Food	ENERGY STAR Dishwasher	ES Calculator	ES Calculator / AR TRM v3.0	ES Calculator	ICF	ICF
357	NWS	Comme	All	Education	Food	ENERGY STAR Dishwasher	ES Calculator	ES Calculator / AR TRM v3.0	ES Calculator	ICF	ICF
358	NWS	Comme	All	Education	Food	ENERGY STAR Dishwasher	ES Calculator	ES Calculator / AR TRM v3.0	ES Calculator	ICF	ICF
359	NWS	Comme	All	Education	Food	ENERGY STAR Dishwasher	ES Calculator	ES Calculator / AR TRM v3.0	ES Calculator	ICF	ICF
360	NWS	Comme	All	Education	Food	ENERGY STAR Dishwasher	ES Calculator	ES Calculator / AR TRM v3.0	ES Calculator	ICF	ICF

MEASURE DESCRIPTION							MEASURE DOCUMENTATION				
Measure ID	Weather Sensitive	Sector	Sub-Sector	Building Type	End Use	Measure Name	Measure Cost Source	Measure Savings Source	Measure Lifetime Source	Measure Unit per SubSector Unit Source	Applicability
361	NWS	Comme	All	Education	Food	ENERGY STAR Dishwasher	ES Calculator	ES Calculator / AR TRM v3.0	ES Calculator	ICF	ICF
362	NWS	Comme	All	Education	Food	ENERGY STAR Dishwasher	ES Calculator	ES Calculator / AR TRM v3.0	ES Calculator	ICF	ICF
363	NWS	Comme	All	Education	Food	ENERGY STAR Dishwasher	ES Calculator	ES Calculator / AR TRM v3.0	ES Calculator	ICF	ICF
364	NWS	Comme	All	Education	Food	ENERGY STAR Dishwasher	ES Calculator	ES Calculator / AR TRM v3.0	ES Calculator	ICF	ICF
365	NWS	Comme	All	Education	Food	ENERGY STAR Dishwasher	ES Calculator	ES Calculator / AR TRM v3.0	ES Calculator	ICF	ICF
366	NWS	Comme	All	Education	Food	ENERGY STAR Dishwasher	ES Calculator	ES Calculator / AR TRM v3.0	ES Calculator	ICF	ICF
367	NWS	Comme	All	Education	Food	ENERGY STAR Dishwasher	ES Calculator	ES Calculator / AR TRM v3.0	ES Calculator	ICF	ICF
368	NWS	Comme	All	Education	Food	ENERGY STAR Dishwasher	ES Calculator	ES Calculator / AR TRM v3.0	ES Calculator	ICF	ICF
369	NWS	Comme	All	Education	Food	ENERGY STAR Dishwasher	ES Calculator	ES Calculator / AR TRM v3.0	ES Calculator	ICF	ICF
370	NWS	Comme	All	Education	Food	ENERGY STAR Dishwasher	ES Calculator	ES Calculator / AR TRM v3.0	ES Calculator	ICF	ICF
371	NWS	Comme	All	Education	Food	ENERGY STAR Dishwasher	ES Calculator	ES Calculator / AR TRM v3.0	ES Calculator	ICF	ICF
372	NWS	Comme	All	Education	Food	ENERGY STAR Dishwasher	ES Calculator	ES Calculator / AR TRM v3.0	ES Calculator	ICF	ICF
373	NWS	Comme	All	Lodging	Food	ENERGY STAR Dishwasher	ES Calculator	ES Calculator / AR TRM v3.0	ES Calculator	ICF	ICF
374	NWS	Comme	All	Lodging	Food	ENERGY STAR Dishwasher	ES Calculator	ES Calculator / AR TRM v3.0	ES Calculator	ICF	ICF
375	NWS	Comme	All	Lodging	Food	ENERGY STAR Dishwasher	ES Calculator	ES Calculator / AR TRM v3.0	ES Calculator	ICF	ICF
376	NWS	Comme	All	Lodging	Food	ENERGY STAR Dishwasher	ES Calculator	ES Calculator / AR TRM v3.0	ES Calculator	ICF	ICF
377	NWS	Comme	All	Lodging	Food	ENERGY STAR Dishwasher	ES Calculator	ES Calculator / AR TRM v3.0	ES Calculator	ICF	ICF
378	NWS	Comme	All	Lodging	Food	ENERGY STAR Dishwasher	ES Calculator	ES Calculator / AR TRM v3.0	ES Calculator	ICF	ICF
379	NWS	Comme	All	Lodging	Food	ENERGY STAR Dishwasher	ES Calculator	ES Calculator / AR TRM v3.0	ES Calculator	ICF	ICF
380	NWS	Comme	All	Lodging	Food	ENERGY STAR Dishwasher	ES Calculator	ES Calculator / AR TRM v3.0	ES Calculator	ICF	ICF
381	NWS	Comme	All	Lodging	Food	ENERGY STAR Dishwasher	ES Calculator	ES Calculator / AR TRM v3.0	ES Calculator	ICF	ICF
382	NWS	Comme	All	Lodging	Food	ENERGY STAR Dishwasher	ES Calculator	ES Calculator / AR TRM v3.0	ES Calculator	ICF	ICF
383	NWS	Comme	All	Lodging	Food	ENERGY STAR Dishwasher	ES Calculator	ES Calculator / AR TRM v3.0	ES Calculator	ICF	ICF
384	NWS	Comme	All	Lodging	Food	ENERGY STAR Dishwasher	ES Calculator	ES Calculator / AR TRM v3.0	ES Calculator	ICF	ICF
385	NWS	Comme	All	Lodging	Food	ENERGY STAR Dishwasher	ES Calculator	ES Calculator / AR TRM v3.0	ES Calculator	ICF	ICF
386	NWS	Comme	All	Lodging	Food	ENERGY STAR Dishwasher	ES Calculator	ES Calculator / AR TRM v3.0	ES Calculator	ICF	ICF
387	NWS	Comme	All	Lodging	Food	ENERGY STAR Dishwasher	ES Calculator	ES Calculator / AR TRM v3.0	ES Calculator	ICF	ICF
388	NWS	Comme	All	Lodging	Food	ENERGY STAR Dishwasher	ES Calculator	ES Calculator / AR TRM v3.0	ES Calculator	ICF	ICF
389	NWS	Comme	All	Lodging	Food	ENERGY STAR Dishwasher	ES Calculator	ES Calculator / AR TRM v3.0	ES Calculator	ICF	ICF
390	NWS	Comme	All	Lodging	Food	ENERGY STAR Dishwasher	ES Calculator	ES Calculator / AR TRM v3.0	ES Calculator	ICF	ICF
391	NWS	Comme	All	Restaurant	Food	ENERGY STAR Dishwasher	ES Calculator	ES Calculator / AR TRM v3.0	ES Calculator	ICF	ICF
392	NWS	Comme	All	Restaurant	Food	ENERGY STAR Dishwasher	ES Calculator	ES Calculator / AR TRM v3.0	ES Calculator	ICF	ICF
393	NWS	Comme	All	Restaurant	Food	ENERGY STAR Dishwasher	ES Calculator	ES Calculator / AR TRM v3.0	ES Calculator	ICF	ICF
394	NWS	Comme	All	Restaurant	Food	ENERGY STAR Dishwasher	ES Calculator	ES Calculator / AR TRM v3.0	ES Calculator	ICF	ICF
395	NWS	Comme	All	Restaurant	Food	ENERGY STAR Dishwasher	ES Calculator	ES Calculator / AR TRM v3.0	ES Calculator	ICF	ICF
396	NWS	Comme	All	Restaurant	Food	ENERGY STAR Dishwasher	ES Calculator	ES Calculator / AR TRM v3.0	ES Calculator	ICF	ICF
397	NWS	Comme	All	Restaurant	Food	ENERGY STAR Dishwasher	ES Calculator	ES Calculator / AR TRM v3.0	ES Calculator	ICF	ICF
398	NWS	Comme	All	Restaurant	Food	ENERGY STAR Dishwasher	ES Calculator	ES Calculator / AR TRM v3.0	ES Calculator	ICF	ICF
399	NWS	Comme	All	Restaurant	Food	ENERGY STAR Dishwasher	ES Calculator	ES Calculator / AR TRM v3.0	ES Calculator	ICF	ICF
400	NWS	Comme	All	Restaurant	Food	ENERGY STAR Dishwasher	ES Calculator	ES Calculator / AR TRM v3.0	ES Calculator	ICF	ICF
401	NWS	Comme	All	Restaurant	Food	ENERGY STAR Dishwasher	ES Calculator	ES Calculator / AR TRM v3.0	ES Calculator	ICF	ICF
402	NWS	Comme	All	Restaurant	Food	ENERGY STAR Dishwasher	ES Calculator	ES Calculator / AR TRM v3.0	ES Calculator	ICF	ICF
403	NWS	Comme	All	Restaurant	Food	ENERGY STAR Dishwasher	ES Calculator	ES Calculator / AR TRM v3.0	ES Calculator	ICF	ICF
404	NWS	Comme	All	Restaurant	Food	ENERGY STAR Dishwasher	ES Calculator	ES Calculator / AR TRM v3.0	ES Calculator	ICF	ICF
405	NWS	Comme	All	Restaurant	Food	ENERGY STAR Dishwasher	ES Calculator	ES Calculator / AR TRM v3.0	ES Calculator	ICF	ICF
406	NWS	Comme	All	Restaurant	Food	ENERGY STAR Dishwasher	ES Calculator	ES Calculator / AR TRM v3.0	ES Calculator	ICF	ICF
407	NWS	Comme	All	Restaurant	Food	ENERGY STAR Dishwasher	ES Calculator	ES Calculator / AR TRM v3.0	ES Calculator	ICF	ICF
408	NWS	Comme	All	Restaurant	Food	ENERGY STAR Dishwasher	ES Calculator	ES Calculator / AR TRM v3.0	ES Calculator	ICF	ICF
409	NWS	Comme	All	Hospital	Food	ENERGY STAR Fryer	ES Calculator	ES Calculator / AR TRM v3.0	ES Calculator	ICF	ICF
410	NWS	Comme	All	Hospital	Food	ENERGY STAR Fryer	ES Calculator	ES Calculator / AR TRM v3.0	ES Calculator	ICF	ICF
411	NWS	Comme	All	K12	Food	ENERGY STAR Fryer	ES Calculator	ES Calculator / AR TRM v3.0	ES Calculator	ICF	ICF
412	NWS	Comme	All	K12	Food	ENERGY STAR Fryer	ES Calculator	ES Calculator / AR TRM v3.0	ES Calculator	ICF	ICF
413	NWS	Comme	All	Education	Food	ENERGY STAR Fryer	ES Calculator	ES Calculator / AR TRM v3.0	ES Calculator	ICF	ICF
414	NWS	Comme	All	Education	Food	ENERGY STAR Fryer	ES Calculator	ES Calculator / AR TRM v3.0	ES Calculator	ICF	ICF
415	NWS	Comme	All	Lodging	Food	ENERGY STAR Fryer	ES Calculator	ES Calculator / AR TRM v3.0	ES Calculator	ICF	ICF
416	NWS	Comme	All	Lodging	Food	ENERGY STAR Fryer	ES Calculator	ES Calculator / AR TRM v3.0	ES Calculator	ICF	ICF
417	NWS	Comme	All	Restaurant	Food	ENERGY STAR Fryer	ES Calculator	ES Calculator / AR TRM v3.0	ES Calculator	ICF	ICF
418	NWS	Comme	All	Restaurant	Food	ENERGY STAR Fryer	ES Calculator	ES Calculator / AR TRM v3.0	ES Calculator	ICF	ICF
419	NWS	Comme	All	Hospital	Food	ENERGY STAR Griddle	ES Calculator	ES Calculator / AR TRM v3.0	ES Calculator	ICF	ICF
420	NWS	Comme	All	K12	Food	ENERGY STAR Griddle	ES Calculator	ES Calculator / AR TRM v3.0	ES Calculator	ICF	ICF

MEASURE DESCRIPTION							MEASURE DOCUMENTATION				
Measure ID	Weather Sensitive	Sector	Sub-Sector	Building Type	End Use	Measure Name	Measure Cost Source	Measure Savings Source	Measure Lifetime Source	Measure Unit per SubSector Unit Source	Applicability
421	NWS	Comme	All	Education	Food	ENERGY STAR Griddle	ES Calculator	ES Calculator / AR TRM v3.0	ES Calculator	ICF	ICF
422	NWS	Comme	All	Lodging	Food	ENERGY STAR Griddle	ES Calculator	ES Calculator / AR TRM v3.0	ES Calculator	ICF	ICF
423	NWS	Comme	All	Restaurant	Food	ENERGY STAR Griddle	ES Calculator	ES Calculator / AR TRM v3.0	ES Calculator	ICF	ICF
424	NWS	Comme	All	Hospital	Food	ENERGY STAR Hot Food	ES Calculator	ES Calculator / AR TRM v3.0	ES Calculator	ICF	ICF
425	NWS	Comme	All	K12	Food	ENERGY STAR Hot Food	ES Calculator	ES Calculator / AR TRM v3.0	ES Calculator	ICF	ICF
426	NWS	Comme	All	Education	Food	ENERGY STAR Hot Food	ES Calculator	ES Calculator / AR TRM v3.0	ES Calculator	ICF	ICF
427	NWS	Comme	All	Lodging	Food	ENERGY STAR Hot Food	ES Calculator	ES Calculator / AR TRM v3.0	ES Calculator	ICF	ICF
428	NWS	Comme	All	Restaurant	Food	ENERGY STAR Hot Food	ES Calculator	ES Calculator / AR TRM v3.0	ES Calculator	ICF	ICF
429	NWS	Comme	All	Hospital	Food	ENERGY STAR Electric	ES Calculator	ES Calculator / AR TRM v3.0	ES Calculator	ICF	ICF
430	NWS	Comme	All	Hospital	Food	ENERGY STAR Electric	ES Calculator	ES Calculator / AR TRM v3.0	ES Calculator	ICF	ICF
431	NWS	Comme	All	K12	Food	ENERGY STAR Electric	ES Calculator	ES Calculator / AR TRM v3.0	ES Calculator	ICF	ICF
432	NWS	Comme	All	K12	Food	ENERGY STAR Electric	ES Calculator	ES Calculator / AR TRM v3.0	ES Calculator	ICF	ICF
433	NWS	Comme	All	Education	Food	ENERGY STAR Electric	ES Calculator	ES Calculator / AR TRM v3.0	ES Calculator	ICF	ICF
434	NWS	Comme	All	Education	Food	ENERGY STAR Electric	ES Calculator	ES Calculator / AR TRM v3.0	ES Calculator	ICF	ICF
435	NWS	Comme	All	Lodging	Food	ENERGY STAR Electric	ES Calculator	ES Calculator / AR TRM v3.0	ES Calculator	ICF	ICF
436	NWS	Comme	All	Lodging	Food	ENERGY STAR Electric	ES Calculator	ES Calculator / AR TRM v3.0	ES Calculator	ICF	ICF
437	NWS	Comme	All	Restaurant	Food	ENERGY STAR Electric	ES Calculator	ES Calculator / AR TRM v3.0	ES Calculator	ICF	ICF
438	NWS	Comme	All	Restaurant	Food	ENERGY STAR Electric	ES Calculator	ES Calculator / AR TRM v3.0	ES Calculator	ICF	ICF
439	NWS	Comme	All	K12	Food	ENERGY STAR Steam Cooker	ES Calculator	ES Calculator / AR TRM v3.0	ES Calculator	ICF	ICF
440	NWS	Comme	All	Education	Food	ENERGY STAR Steam Cooker	ES Calculator	ES Calculator / AR TRM v3.0	ES Calculator	ICF	ICF
441	NWS	Comme	All	Lodging	Food	ENERGY STAR Steam Cooker	ES Calculator	ES Calculator / AR TRM v3.0	ES Calculator	ICF	ICF
442	NWS	Comme	All	Restaurant	Food	ENERGY STAR Steam Cooker	ES Calculator	ES Calculator / AR TRM v3.0	ES Calculator	ICF	ICF
443	NWS	Comme	All	Hospital	Food	EPA WaterSense Pre-Rinse	ES Calculator	ES Calculator / AR TRM v3.0	ES Calculator	ICF	ICF
444	NWS	Comme	All	Education	Food	EPA WaterSense Pre-Rinse	ES Calculator	ES Calculator / AR TRM v3.0	ES Calculator	ICF	ICF
445	NWS	Comme	All	Lodging	Food	EPA WaterSense Pre-Rinse	ES Calculator	ES Calculator / AR TRM v3.0	ES Calculator	ICF	ICF
446	NWS	Comme	All	Restaurant	Food	EPA WaterSense Pre-Rinse	ES Calculator	ES Calculator / AR TRM v3.0	ES Calculator	ICF	ICF
447	NWS	Comme	All	Hospital	Service Hot	Electric Storage Water Heater	ES Calculator	ES Calculator / AR TRM v3.0	ES Calculator	ICF	ICF
448	NWS	Comme	All	Hospital	Service Hot	Electric Storage Water Heater	ES Calculator	ES Calculator / AR TRM v3.0	ES Calculator	ICF	ICF
449	NWS	Comme	All	K12	Service Hot	Electric Storage Water Heater	ES Calculator	ES Calculator / AR TRM v3.0	ES Calculator	ICF	ICF
450	NWS	Comme	All	K12	Service Hot	Electric Storage Water Heater	ES Calculator	ES Calculator / AR TRM v3.0	ES Calculator	ICF	ICF
451	NWS	Comme	All	K12	Service Hot	Electric Storage Water Heater	ES Calculator	ES Calculator / AR TRM v3.0	ES Calculator	ICF	ICF
452	NWS	Comme	All	Education	Service Hot	Electric Storage Water Heater	ES Calculator	ES Calculator / AR TRM v3.0	ES Calculator	ICF	ICF
453	NWS	Comme	All	Education	Service Hot	Electric Storage Water Heater	ES Calculator	ES Calculator / AR TRM v3.0	ES Calculator	ICF	ICF
454	NWS	Comme	All	Education	Service Hot	Electric Storage Water Heater	ES Calculator	ES Calculator / AR TRM v3.0	ES Calculator	ICF	ICF
455	NWS	Comme	All	Lodging	Service Hot	Electric Storage Water Heater	ES Calculator	ES Calculator / AR TRM v3.0	ES Calculator	ICF	ICF
456	NWS	Comme	All	Lodging	Service Hot	Electric Storage Water Heater	ES Calculator	ES Calculator / AR TRM v3.0	ES Calculator	ICF	ICF
457	NWS	Comme	All	Lodging	Service Hot	Electric Storage Water Heater	ES Calculator	ES Calculator / AR TRM v3.0	ES Calculator	ICF	ICF
458	NWS	Comme	All	Restaurant	Service Hot	Electric Storage Water Heater	ES Calculator	ES Calculator / AR TRM v3.0	ES Calculator	ICF	ICF
459	NWS	Comme	All	Restaurant	Service Hot	Electric Storage Water Heater	ES Calculator	ES Calculator / AR TRM v3.0	ES Calculator	ICF	ICF
460	NWS	Comme	All	Restaurant	Service Hot	Electric Storage Water Heater	ES Calculator	ES Calculator / AR TRM v3.0	ES Calculator	ICF	ICF
461	NWS	Comme	All	Hospital	Service Hot	Heat Pump Storage Water	ES Calculator	ES Calculator / AR TRM v3.0	ES Calculator	ICF	ICF
462	NWS	Comme	All	K12	Service Hot	Heat Pump Storage Water	ES Calculator	ES Calculator / AR TRM v3.0	ES Calculator	ICF	ICF
463	NWS	Comme	All	Education	Service Hot	Heat Pump Storage Water	ES Calculator	ES Calculator / AR TRM v3.0	ES Calculator	ICF	ICF
464	NWS	Comme	All	Lodging	Service Hot	Heat Pump Storage Water	ES Calculator	ES Calculator / AR TRM v3.0	ES Calculator	ICF	ICF
465	NWS	Comme	All	Restaurant	Service Hot	Heat Pump Storage Water	ES Calculator	ES Calculator / AR TRM v3.0	ES Calculator	ICF	ICF
466	NWS	Comme	All	Hospital	Service Hot	Low Flow Faucet Aerators -	ES Calculator	ES Calculator / AR TRM v3.0	ES Calculator	ICF	ICF
467	NWS	Comme	All	K12	Service Hot	Low Flow Faucet Aerators -	ES Calculator	ES Calculator / AR TRM v3.0	ES Calculator	ICF	ICF
468	NWS	Comme	All	Education	Service Hot	Low Flow Faucet Aerators -	ES Calculator	ES Calculator / AR TRM v3.0	ES Calculator	ICF	ICF
469	NWS	Comme	All	Lodging	Service Hot	Low Flow Faucet Aerators -	ES Calculator	ES Calculator / AR TRM v3.0	ES Calculator	ICF	ICF
470	NWS	Comme	All	Restaurant	Service Hot	Low Flow Faucet Aerators -	ES Calculator	ES Calculator / AR TRM v3.0	ES Calculator	ICF	ICF
471	NWS	Comme	Small	All	Lighting	Small Business Program Audit &	ICF	ICF	ICF	ICF	ICF
472	NWS	Comme	Small	All	Lighting	Small Business Program Audit &	ICF	ICF	ICF	ICF	ICF
473	NWS	Comme	Small	All	Service Hot	Small Business Program Audit &	ICF	ICF	ICF	ICF	ICF
474	NWS	Comme	Small	All	Lighting	Small Business Program	ICF	ICF	ICF	ICF	ICF
475	NWS	Comme	Small	All	Refrigeration	Small Business Program	ICF	ICF	ICF	ICF	ICF
476	NWS	Comme	All	Data Center	HVAC	Air Flow Management	ICF	ICF	ICF	ICF	ICF
477	NWS	Comme	All	Data Center	HVAC	Air Flow Management	ICF	ICF	ICF	ICF	ICF
478	NWS	Comme	All	Data Center	HVAC	Air Flow Management	ICF	ICF	ICF	ICF	ICF
479	NWS	Comme	All	Data Center	HVAC	Air Flow Management	ICF	ICF	ICF	ICF	ICF
480	NWS	Comme	All	Data Center	Miscellaneo	Load Distribution	ICF	ICF	ICF	ICF	ICF

MEASURE DESCRIPTION							MEASURE DOCUMENTATION				
Measure ID	Weather Sensitive	Sector	Sub-Sector	Building Type	End Use	Measure Name	Measure Cost Source	Measure Savings Source	Measure Lifetime Source	Measure Unit per SubSector Unit Source	Applicability
481	NWS	Comme	All	Data Center	Miscellaneo	Load Distribution	ICF	ICF	ICF	ICF	ICF
482	NWS	Comme	All	Data Center	Miscellaneo	Load Distribution	ICF	ICF	ICF	ICF	ICF
483	NWS	Comme	All	Data Center	Miscellaneo	Load Distribution	ICF	ICF	ICF	ICF	ICF
484	NWS	Comme	All	Data Center	HVAC	Waterside Economizer	ICF	ICF	ICF	ICF	ICF
485	NWS	Comme	All	Data Center	HVAC	Waterside Economizer	ICF	ICF	ICF	ICF	ICF
486	NWS	Comme	All	Data Center	HVAC	Air Flow Management	ICF	ICF	ICF	ICF	ICF
487	NWS	Comme	All	Data Center	HVAC	Air Flow Management	ICF	ICF	ICF	ICF	ICF
488	NWS	Comme	All	Data Center	HVAC	Air Flow Management	ICF	ICF	ICF	ICF	ICF
489	NWS	Comme	All	Data Center	HVAC	Air Flow Management	ICF	ICF	ICF	ICF	ICF
490	NWS	Comme	All	Data Center	Miscellaneo	Load Distribution	ICF	ICF	ICF	ICF	ICF
491	NWS	Comme	All	Data Center	Miscellaneo	Load Distribution	ICF	ICF	ICF	ICF	ICF
492	NWS	Comme	All	Data Center	Miscellaneo	Load Distribution	ICF	ICF	ICF	ICF	ICF
493	NWS	Comme	All	Data Center	Miscellaneo	Load Distribution	ICF	ICF	ICF	ICF	ICF
494	NWS	Comme	All	Data Center	HVAC	Waterside Economizer	ICF	ICF	ICF	ICF	ICF
495	NWS	Comme	All	Data Center	HVAC	Waterside Economizer	ICF	ICF	ICF	ICF	ICF
496	WS	Comme	Large	All	Misc	Commercial New Construction	ICF	ICF	ICF	ICF	ICF
497	WS	Comme	Large	All	Misc	Commercial New Construction	ICF	ICF	ICF	ICF	ICF
498	WS	Comme	Small	All	Misc	Commercial New Construction	ICF	ICF	ICF	ICF	ICF
499	WS	Comme	Small	All	Misc	Commercial New Construction	ICF	ICF	ICF	ICF	ICF
500	WS	Comme	Large	All	Misc	Retrocommissioning	ICF	ICF	ICF	ICF	ICF
501	WS	Comme	Large	All	Misc	Retrocommissioning	ICF	ICF	ICF	ICF	ICF
502	NWS	Comme	All	All	Misc	Enabled Dynamic Pricing (Non-	ICF	ICF	ICF	ICF	ICF
503	NWS	Comme	All	All	Misc	Non-Enabled Dynamic Pricing	ICF	ICF	ICF	ICF	ICF

MEASURE DESCRIPTION							PROGRAM	PARTICIPATION REFERENCE CASE					
Measure ID	Weather Sensitive	Sector	Sub-Sector	Building Type	End Use	Measure Name	Program	First Year of Participation (So Year)	First Year Annual Participation Rate (So)	Year of Maximum Annual Participation (Smax Year)	Maximum Annual Participation Rate (Smax)	Final Year of Participation (Fo Year)	Final Year Annual Participation Rate (Fo)
1	WS	Commercial	Small Commercial	All	HVAC	Unitary and Split System AC/HP Equipmen	Commercial Prescriptive & Custom	2015	3.3126%	2015	3.313%	2015	3.313%
2	WS	Commercial	Small Commercial	All	HVAC	Unitary and Split System AC/HP Equipmen	Commercial Prescriptive & Custom	2015	2.3816%	2015	2.382%	2015	2.382%
3	WS	Commercial	Small Commercial	All	HVAC	Unitary and Split System AC/HP Equipmen	*N/A	*N/A	*N/A	*N/A	*N/A	*N/A	*N/A
4	WS	Commercial	Small Commercial	All	HVAC	Unitary and Split System AC/HP Equipmen	Commercial Prescriptive & Custom	2015	4.2417%	2015	4.242%	2015	4.242%
5	WS	Commercial	Small Commercial	All	HVAC	Unitary and Split System AC/HP Equipmen	*N/A	*N/A	*N/A	*N/A	*N/A	*N/A	*N/A
6	WS	Commercial	Small Commercial	All	HVAC	Unitary and Split System AC/HP Equipmen	Commercial Prescriptive & Custom	2015	1.8711%	2015	1.871%	2015	1.871%
7	WS	Commercial	Small Commercial	All	HVAC	Unitary and Split System AC/HP Equipmen	Commercial Prescriptive & Custom	2015	1.2925%	2015	1.292%	2015	1.292%
8	WS	Commercial	Small Commercial	All	HVAC	Unitary and Split System AC/HP Equipmen	Commercial Prescriptive & Custom	2015	4.5557%	2015	4.556%	2015	4.556%
9	WS	Commercial	Small Commercial	All	HVAC	Unitary and Split System AC/HP Equipmen	*N/A	*N/A	*N/A	*N/A	*N/A	*N/A	*N/A
10	WS	Commercial	Small Commercial	All	HVAC	Unitary and Split System AC/HP Equipmen	Commercial Prescriptive & Custom	2015	4.2417%	2015	4.242%	2015	4.242%
11	WS	Commercial	Small Commercial	All	HVAC	Unitary and Split System AC/HP Equipmen	Commercial Prescriptive & Custom	2015	3.2661%	2015	3.266%	2015	3.266%
12	WS	Commercial	Small Commercial	All	HVAC	Unitary and Split System AC/HP Equipmen	Commercial Prescriptive & Custom	2015	4.5419%	2015	4.542%	2015	4.542%
13	WS	Commercial	Large Commercial	K12 Education	HVAC	Unitary and Split System AC/HP Equipmen	Commercial Prescriptive & Custom	2015	0.3377%	2015	0.338%	2015	0.338%
14	WS	Commercial	Large Commercial	Education with Summer Sessions	HVAC	Unitary and Split System AC/HP Equipmen	Commercial Prescriptive & Custom	2015	2.9013%	2015	2.901%	2015	2.901%
15	WS	Commercial	Large Commercial	Lodging	HVAC	Unitary and Split System AC/HP Equipmen	Commercial Prescriptive & Custom	2015	5.6607%	2015	5.661%	2015	5.661%
16	WS	Commercial	Large Commercial	General Large Commercial	HVAC	Unitary and Split System AC/HP Equipmen	Commercial Prescriptive & Custom	2015	3.0374%	2015	3.037%	2015	3.037%
17	WS	Commercial	Large Commercial	K12 Education	HVAC	Unitary and Split System AC/HP Equipmen	*N/A	*N/A	*N/A	*N/A	*N/A	*N/A	*N/A
18	WS	Commercial	Large Commercial	Education with Summer Sessions	HVAC	Unitary and Split System AC/HP Equipmen	Commercial Prescriptive & Custom	2015	2.8902%	2015	2.890%	2015	2.890%
19	WS	Commercial	Large Commercial	Lodging	HVAC	Unitary and Split System AC/HP Equipmen	Commercial Prescriptive & Custom	2015	5.6467%	2015	5.647%	2015	5.647%
20	WS	Commercial	Large Commercial	General Large Commercial	HVAC	Unitary and Split System AC/HP Equipmen	Commercial Prescriptive & Custom	2015	3.0233%	2015	3.023%	2015	3.023%
21	WS	Commercial	Large Commercial	K12 Education	HVAC	Unitary and Split System AC/HP Equipmen	Commercial Prescriptive & Custom	2015	0.2108%	2015	0.211%	2015	0.211%
22	WS	Commercial	Large Commercial	Education with Summer Sessions	HVAC	Unitary and Split System AC/HP Equipmen	Commercial Prescriptive & Custom	2015	2.3351%	2015	2.335%	2015	2.335%
23	WS	Commercial	Large Commercial	Lodging	HVAC	Unitary and Split System AC/HP Equipmen	Commercial Prescriptive & Custom	2015	4.9277%	2015	4.928%	2015	4.928%
24	WS	Commercial	Large Commercial	General Large Commercial	HVAC	Unitary and Split System AC/HP Equipmen	Commercial Prescriptive & Custom	2015	2.4546%	2015	2.455%	2015	2.455%
25	WS	Commercial	Small Commercial	All	HVAC	Unitary and Split System AC/HP Equipmen	Commercial Prescriptive & Custom	2016	2.8376%	2034	8.199%	2034	8.199%
26	WS	Commercial	Small Commercial	All	HVAC	Unitary and Split System AC/HP Equipmen	Commercial Prescriptive & Custom	2016	3.2771%	2034	9.469%	2034	9.469%
27	WS	Commercial	Small Commercial	All	HVAC	Unitary and Split System AC/HP Equipmen	Commercial Prescriptive & Custom	2016	2.8376%	2034	8.199%	2034	8.199%
28	WS	Commercial	Small Commercial	All	HVAC	Unitary and Split System AC/HP Equipmen	Commercial Prescriptive & Custom	2016	3.2771%	2034	9.469%	2034	9.469%
29	WS	Commercial	Small Commercial	All	HVAC	Unitary and Split System AC/HP Equipmen	Commercial Prescriptive & Custom	2016	2.1909%	2034	6.330%	2034	6.330%
30	WS	Commercial	Small Commercial	All	HVAC	Unitary and Split System AC/HP Equipmen	Commercial Prescriptive & Custom	2016	2.2320%	2034	6.449%	2034	6.449%
31	WS	Commercial	Large Commercial	K12 Education	HVAC	Unitary and Split System AC/HP Equipmen	*N/A	*N/A	*N/A	*N/A	*N/A	*N/A	*N/A
32	WS	Commercial	Large Commercial	Education with Summer Sessions	HVAC	Unitary and Split System AC/HP Equipmen	Commercial Prescriptive & Custom	2016	0.9436%	2034	2.727%	2034	2.727%
33	WS	Commercial	Large Commercial	Lodging	HVAC	Unitary and Split System AC/HP Equipmen	Commercial Prescriptive & Custom	2016	3.3798%	2034	9.766%	2034	9.766%
34	WS	Commercial	Large Commercial	General Large Commercial	HVAC	Unitary and Split System AC/HP Equipmen	Commercial Prescriptive & Custom	2016	1.0290%	2034	2.973%	2034	2.973%
35	WS	Commercial	Large Commercial	K12 Education	HVAC	Unitary and Split System AC/HP Equipmen	*N/A	*N/A	*N/A	*N/A	*N/A	*N/A	*N/A
36	WS	Commercial	Large Commercial	Education with Summer Sessions	HVAC	Unitary and Split System AC/HP Equipmen	*N/A	*N/A	*N/A	*N/A	*N/A	*N/A	*N/A
37	WS	Commercial	Large Commercial	Lodging	HVAC	Unitary and Split System AC/HP Equipmen	*N/A	*N/A	*N/A	*N/A	*N/A	*N/A	*N/A
38	WS	Commercial	Large Commercial	General Large Commercial	HVAC	Unitary and Split System AC/HP Equipmen	*N/A	*N/A	*N/A	*N/A	*N/A	*N/A	*N/A
39	WS	Commercial	Small Commercial	Lodging	HVAC	PTAC	*N/A	*N/A	*N/A	*N/A	*N/A	*N/A	*N/A
40	NWS	Commercial	Small Commercial	Lodging	HVAC	Occupancy-Based PTAC/PTHP Controls	*N/A	*N/A	*N/A	*N/A	*N/A	*N/A	*N/A
41	WS	Commercial	Large Commercial	K12 Education	HVAC	Air or Water Cooled Chilling Equipment (Chillers	*N/A	*N/A	*N/A	*N/A	*N/A	*N/A	*N/A
42	WS	Commercial	Large Commercial	Education with Summer Sessions	HVAC	Air or Water Cooled Chilling Equipment (Chillers	Commercial Prescriptive & Custom	2015	0.2958%	2034	1.479%	2034	1.479%
43	WS	Commercial	Large Commercial	Lodging	HVAC	Air or Water Cooled Chilling Equipment (Chillers	Commercial Prescriptive & Custom	2015	1.3220%	2034	6.610%	2034	6.610%
44	WS	Commercial	Large Commercial	General Large Commercial	HVAC	Air or Water Cooled Chilling Equipment (Chillers	Commercial Prescriptive & Custom	2015	0.3273%	2034	1.637%	2034	1.637%
45	WS	Commercial	Large Commercial	K12 Education	HVAC	Air or Water Cooled Chilling Equipment (Chillers	*N/A	*N/A	*N/A	*N/A	*N/A	*N/A	*N/A
46	WS	Commercial	Large Commercial	Education with Summer Sessions	HVAC	Air or Water Cooled Chilling Equipment (Chillers	*N/A	*N/A	*N/A	*N/A	*N/A	*N/A	*N/A
47	WS	Commercial	Large Commercial	Lodging	HVAC	Air or Water Cooled Chilling Equipment (Chillers	Commercial Prescriptive & Custom	2015	2.8088%	2034	14.044%	2034	14.044%
48	WS	Commercial	Large Commercial	General Large Commercial	HVAC	Air or Water Cooled Chilling Equipment (Chillers	*N/A	*N/A	*N/A	*N/A	*N/A	*N/A	*N/A
49	WS	Commercial	Large Commercial	Hospital	HVAC	Air or Water Cooled Chilling Equipment (Chillers	Commercial Prescriptive & Custom	2015	2.1296%	2034	10.648%	2034	10.648%
50	WS	Commercial	Large Commercial	K12 Education	HVAC	Air or Water Cooled Chilling Equipment (Chillers	*N/A	*N/A	*N/A	*N/A	*N/A	*N/A	*N/A
51	WS	Commercial	Large Commercial	Education with Summer Sessions	HVAC	Air or Water Cooled Chilling Equipment (Chillers	Commercial Prescriptive & Custom	2015	0.3659%	2034	1.830%	2034	1.830%
52	WS	Commercial	Large Commercial	Lodging	HVAC	Air or Water Cooled Chilling Equipment (Chillers	Commercial Prescriptive & Custom	2015	1.5137%	2034	7.568%	2034	7.568%
53	WS	Commercial	Large Commercial	General Large Commercial	HVAC	Air or Water Cooled Chilling Equipment (Chillers	Commercial Prescriptive & Custom	2015	0.4028%	2034	2.014%	2034	2.014%
54	WS	Commercial	Large Commercial	Hospital	HVAC	Air or Water Cooled Chilling Equipment (Chillers	Commercial Prescriptive & Custom	2015	8.4844%	2034	42.422%	2034	42.422%
55	WS	Commercial	Large Commercial	K12 Education	HVAC	Air or Water Cooled Chilling Equipment (Chillers	*N/A	*N/A	*N/A	*N/A	*N/A	*N/A	*N/A
56	WS	Commercial	Large Commercial	Education with Summer Sessions	HVAC	Air or Water Cooled Chilling Equipment (Chillers	Commercial Prescriptive & Custom	2015	4.5232%	2034	22.616%	2034	22.616%
57	WS	Commercial	Large Commercial	Lodging	HVAC	Air or Water Cooled Chilling Equipment (Chillers	Commercial Prescriptive & Custom	2015	7.5105%	2034	37.552%	2034	37.552%
58	WS	Commercial	Large Commercial	General Large Commercial	HVAC	Air or Water Cooled Chilling Equipment (Chillers	Commercial Prescriptive & Custom	2015	4.6807%	2034	23.404%	2034	23.404%
59	WS	Commercial	Large Commercial	Hospital	HVAC	Air or Water Cooled Chilling Equipment (Chillers	Commercial Prescriptive & Custom	2015	3.8469%	2034	19.234%	2034	19.234%
60	WS	Commercial	Large Commercial	Education with Summer Sessions	HVAC	Air or Water Cooled Chilling Equipment (Chillers	Commercial Prescriptive & Custom	2015	1.0729%	2034	5.364%	2034	5.364%

*N/A: Measure did not pass measure level screening and therefore was not included in a program

MEASURE DESCRIPTION							PROGRAM	PARTICIPATION REFERENCE CASE					
Measure ID	Weather Sensitive	Sector	Sub-Sector	Building Type	End Use	Measure Name	Program	First Year of Participation (So Year)	First Year Annual Participation Rate (So)	Year of Maximum Annual Participation (Smax Year)	Maximum Annual Participation Rate (Smax)	Final Year of Participation (Fo Year)	Final Year Annual Participation Rate (Fo)
61	WS	Commercial	Large Commercial	Lodging	HVAC	Air or Water Cooled Chilling Equipment (Chillers	Commercial Prescriptive & Custom	2015	3.0034%	2034	15.017%	2034	15.017%
62	WS	Commercial	Large Commercial	General Large Commercial	HVAC	Air or Water Cooled Chilling Equipment (Chillers	Commercial Prescriptive & Custom	2015	1.1501%	2034	5.751%	2034	5.751%
63	WS	Commercial	Large Commercial	Hospital	HVAC	Air or Water Cooled Chilling Equipment (Chillers	Commercial Prescriptive & Custom	2015	5.7335%	2034	28.668%	2034	28.668%
64	WS	Commercial	Large Commercial	Education with Summer Sessions	HVAC	Air or Water Cooled Chilling Equipment (Chillers	Commercial Prescriptive & Custom	2015	2.2174%	2034	11.087%	2034	11.087%
65	WS	Commercial	Large Commercial	Lodging	HVAC	Air or Water Cooled Chilling Equipment (Chillers	Commercial Prescriptive & Custom	2015	4.7692%	2034	23.846%	2034	23.846%
66	WS	Commercial	Large Commercial	General Large Commercial	HVAC	Air or Water Cooled Chilling Equipment (Chillers	Commercial Prescriptive & Custom	2015	2.3350%	2034	11.675%	2034	11.675%
67	NWS	Commercial	Large Commercial	Hospital	HVAC	Variable Speed Drives for HVAC	Commercial Prescriptive & Custom	2015	0.0150%	2034	0.075%	2034	0.075%
68	NWS	Commercial	Large Commercial	Hospital	HVAC	Variable Speed Drives for HVAC	Commercial Prescriptive & Custom	2015	0.0115%	2034	0.058%	2034	0.058%
69	NWS	Commercial	Large Commercial	Hospital	HVAC	Variable Speed Drives for HVAC	Commercial Prescriptive & Custom	2015	0.0147%	2034	0.073%	2034	0.073%
70	NWS	Commercial	Large Commercial	Hospital	HVAC	Variable Speed Drives for HVAC	Commercial Prescriptive & Custom	2015	0.0150%	2034	0.075%	2034	0.075%
71	NWS	Commercial	Large Commercial	K12 Education	HVAC	Variable Speed Drives for HVAC	Commercial Prescriptive & Custom	2015	0.0110%	2034	0.055%	2034	0.055%
72	NWS	Commercial	Large Commercial	K12 Education	HVAC	Variable Speed Drives for HVAC	Commercial Prescriptive & Custom	2015	0.0054%	2034	0.027%	2034	0.027%
73	NWS	Commercial	Large Commercial	K12 Education	HVAC	Variable Speed Drives for HVAC	Commercial Prescriptive & Custom	2015	0.0147%	2034	0.073%	2034	0.073%
74	NWS	Commercial	Large Commercial	K12 Education	HVAC	Variable Speed Drives for HVAC	Commercial Prescriptive & Custom	2015	0.0130%	2034	0.065%	2034	0.065%
75	NWS	Commercial	Large Commercial	Education with Summer Sessions	HVAC	Variable Speed Drives for HVAC	Commercial Prescriptive & Custom	2015	0.0119%	2034	0.059%	2034	0.059%
76	NWS	Commercial	Large Commercial	Education with Summer Sessions	HVAC	Variable Speed Drives for HVAC	Commercial Prescriptive & Custom	2015	0.0062%	2034	0.031%	2034	0.031%
77	NWS	Commercial	Large Commercial	Education with Summer Sessions	HVAC	Variable Speed Drives for HVAC	Commercial Prescriptive & Custom	2015	0.0147%	2034	0.073%	2034	0.073%
78	NWS	Commercial	Large Commercial	Education with Summer Sessions	HVAC	Variable Speed Drives for HVAC	Commercial Prescriptive & Custom	2015	0.0137%	2034	0.069%	2034	0.069%
79	NWS	Commercial	Large Commercial	Lodging	HVAC	Variable Speed Drives for HVAC	Commercial Prescriptive & Custom	2015	0.0127%	2034	0.063%	2034	0.063%
80	NWS	Commercial	Large Commercial	Lodging	HVAC	Variable Speed Drives for HVAC	Commercial Prescriptive & Custom	2015	0.0070%	2034	0.035%	2034	0.035%
81	NWS	Commercial	Large Commercial	Lodging	HVAC	Variable Speed Drives for HVAC	Commercial Prescriptive & Custom	2015	0.0147%	2034	0.073%	2034	0.073%
82	NWS	Commercial	Large Commercial	Lodging	HVAC	Variable Speed Drives for HVAC	Commercial Prescriptive & Custom	2015	0.0144%	2034	0.072%	2034	0.072%
83	NWS	Commercial	Large Commercial	General Large Commercial	HVAC	Variable Speed Drives for HVAC	Commercial Prescriptive & Custom	2015	0.0136%	2034	0.068%	2034	0.068%
84	NWS	Commercial	Large Commercial	General Large Commercial	HVAC	Variable Speed Drives for HVAC	Commercial Prescriptive & Custom	2015	0.0080%	2034	0.040%	2034	0.040%
85	NWS	Commercial	Large Commercial	General Large Commercial	HVAC	Variable Speed Drives for HVAC	Commercial Prescriptive & Custom	2015	0.0147%	2034	0.073%	2034	0.073%
86	NWS	Commercial	Large Commercial	General Large Commercial	HVAC	Variable Speed Drives for HVAC	Commercial Prescriptive & Custom	2015	0.0150%	2034	0.075%	2034	0.075%
87	NWS	Commercial	Small Commercial	All	HVAC	Dual Enthalpy Economizer	Commercial Prescriptive & Custom	2015	0.0101%	2034	0.050%	2034	0.050%
88	NWS	Commercial	Large Commercial	All	HVAC	Dual Enthalpy Economizer	Commercial Prescriptive & Custom	2015	0.0103%	2034	0.052%	2034	0.052%
89	NWS	Commercial	Small Commercial	All	HVAC	Demand Controlled Ventilatior	Commercial Prescriptive & Custom	2015	0.0110%	2034	0.055%	2034	0.055%
90	NWS	Commercial	Large Commercial	All	HVAC	Demand Controlled Ventilatior	Commercial Prescriptive & Custom	2015	0.0057%	2034	0.028%	2034	0.028%
91	WS	Commercial	Small Commercial	All	HVAC	Ground Source Heatpump	*N/A	*N/A	*N/A	*N/A	*N/A	*N/A	*N/A
92	WS	Commercial	Small Commercial	All	HVAC	AC Tune-Up	Small Business Solutions	2015	0.3726%	2034	1.863%	2034	1.863%
93	NWS	Commercial	Small Commercial	All	HVAC	Electronically Commutated Motors for Refrigeration and	Small Business Solutions	2015	0.4000%	2034	2.000%	2034	2.000%
94	NWS	Commercial	All	Hospital	Lighting	High Performance T8/T5 with Low-BF Ballas	*N/A	*N/A	*N/A	*N/A	*N/A	*N/A	*N/A
95	NWS	Commercial	All	Hospital	Lighting	High Performance T8/T5 with Low-BF Ballas	*N/A	*N/A	*N/A	*N/A	*N/A	*N/A	*N/A
96	NWS	Commercial	All	Hospital	Lighting	High Performance T8/T5 with Low-BF Ballas	*N/A	*N/A	*N/A	*N/A	*N/A	*N/A	*N/A
97	NWS	Commercial	All	Hospital	Lighting	High Performance T8/T5 with Low-BF Ballas	*N/A	*N/A	*N/A	*N/A	*N/A	*N/A	*N/A
98	NWS	Commercial	All	K12 Education	Lighting	High Performance T8/T5 with Low-BF Ballas	*N/A	*N/A	*N/A	*N/A	*N/A	*N/A	*N/A
99	NWS	Commercial	All	K12 Education	Lighting	High Performance T8/T5 with Low-BF Ballas	*N/A	*N/A	*N/A	*N/A	*N/A	*N/A	*N/A
100	NWS	Commercial	All	K12 Education	Lighting	High Performance T8/T5 with Low-BF Ballas	*N/A	*N/A	*N/A	*N/A	*N/A	*N/A	*N/A
101	NWS	Commercial	All	K12 Education	Lighting	High Performance T8/T5 with Low-BF Ballas	*N/A	*N/A	*N/A	*N/A	*N/A	*N/A	*N/A
102	NWS	Commercial	All	Education with Summer Sessions	Lighting	High Performance T8/T5 with Low-BF Ballas	*N/A	*N/A	*N/A	*N/A	*N/A	*N/A	*N/A
103	NWS	Commercial	All	Education with Summer Sessions	Lighting	High Performance T8/T5 with Low-BF Ballas	*N/A	*N/A	*N/A	*N/A	*N/A	*N/A	*N/A
104	NWS	Commercial	All	Education with Summer Sessions	Lighting	High Performance T8/T5 with Low-BF Ballas	*N/A	*N/A	*N/A	*N/A	*N/A	*N/A	*N/A
105	NWS	Commercial	All	Education with Summer Sessions	Lighting	High Performance T8/T5 with Low-BF Ballas	*N/A	*N/A	*N/A	*N/A	*N/A	*N/A	*N/A
106	NWS	Commercial	All	Lodging	Lighting	High Performance T8/T5 with Low-BF Ballas	*N/A	*N/A	*N/A	*N/A	*N/A	*N/A	*N/A
107	NWS	Commercial	All	Lodging	Lighting	High Performance T8/T5 with Low-BF Ballas	*N/A	*N/A	*N/A	*N/A	*N/A	*N/A	*N/A
108	NWS	Commercial	All	Lodging	Lighting	High Performance T8/T5 with Low-BF Ballas	*N/A	*N/A	*N/A	*N/A	*N/A	*N/A	*N/A
109	NWS	Commercial	All	Lodging	Lighting	High Performance T8/T5 with Low-BF Ballas	*N/A	*N/A	*N/A	*N/A	*N/A	*N/A	*N/A
110	NWS	Commercial	All	General Large Commercial	Lighting	High Performance T8/T5 with Low-BF Ballas	*N/A	*N/A	*N/A	*N/A	*N/A	*N/A	*N/A
111	NWS	Commercial	All	General Large Commercial	Lighting	High Performance T8/T5 with Low-BF Ballas	*N/A	*N/A	*N/A	*N/A	*N/A	*N/A	*N/A
112	NWS	Commercial	All	General Large Commercial	Lighting	High Performance T8/T5 with Low-BF Ballas	*N/A	*N/A	*N/A	*N/A	*N/A	*N/A	*N/A
113	NWS	Commercial	All	General Large Commercial	Lighting	High Performance T8/T5 with Low-BF Ballas	*N/A	*N/A	*N/A	*N/A	*N/A	*N/A	*N/A
114	NWS	Commercial	All	General Small Commercial	Lighting	High Performance T8/T5 with Low-BF Ballas	*N/A	*N/A	*N/A	*N/A	*N/A	*N/A	*N/A
115	NWS	Commercial	All	General Small Commercial	Lighting	High Performance T8/T5 with Low-BF Ballas	*N/A	*N/A	*N/A	*N/A	*N/A	*N/A	*N/A
116	NWS	Commercial	All	General Small Commercial	Lighting	High Performance T8/T5 with Low-BF Ballas	*N/A	*N/A	*N/A	*N/A	*N/A	*N/A	*N/A
117	NWS	Commercial	All	General Small Commercial	Lighting	High Performance T8/T5 with Low-BF Ballas	*N/A	*N/A	*N/A	*N/A	*N/A	*N/A	*N/A
118	NWS	Commercial	All	Hospital	Lighting	Reduced Wattage T8/T5 Lamps	Commercial Prescriptive & Custom	2015	0.8000%	2034	4.000%	2034	4.000%
119	NWS	Commercial	All	K12 Education	Lighting	Reduced Wattage T8/T5 Lamps	Commercial Prescriptive & Custom	2015	0.7429%	2034	3.714%	2034	3.714%
120	NWS	Commercial	All	Education with Summer Sessions	Lighting	Reduced Wattage T8/T5 Lamps	Commercial Prescriptive & Custom	2015	0.7895%	2034	3.948%	2034	3.948%

*N/A: Measure did not pass measure level screening and therefore was not included in a program

MEASURE DESCRIPTION							PROGRAM	PARTICIPATION REFERENCE CASE					
Measure ID	Weather Sensitive	Sector	Sub-Sector	Building Type	End Use	Measure Name	Program	First Year of Participation (So Year)	First Year Annual Participation Rate (So)	Year of Maximum Annual Participation (Smax Year)	Maximum Annual Participation Rate (Smax)	Final Year of Participation (Fo Year)	Final Year Annual Participation Rate (Fo)
121	NWS	Commercial	All	Lodging	Lighting	Reduced Wattage T8/T5 Lamps	Commercial Prescriptive & Custom	2015	0.8000%	2034	4.000%	2034	4.000%
122	NWS	Commercial	All	General Large Commercial	Lighting	Reduced Wattage T8/T5 Lamps	Commercial Prescriptive & Custom	2015	0.7967%	2034	3.983%	2034	3.983%
123	NWS	Commercial	All	General Small Commercial	Lighting	Reduced Wattage T8/T5 Lamps	Commercial Prescriptive & Custom	2015	0.8000%	2034	4.000%	2034	4.000%
124	NWS	Commercial	All	Hospital	Lighting	Reduced Wattage T8/T5 Lamps	*N/A	*N/A	*N/A	*N/A	*N/A	*N/A	*N/A
125	NWS	Commercial	All	K12 Education	Lighting	Reduced Wattage T8/T5 Lamps	*N/A	*N/A	*N/A	*N/A	*N/A	*N/A	*N/A
126	NWS	Commercial	All	Education with Summer Sessions	Lighting	Reduced Wattage T8/T5 Lamps	*N/A	*N/A	*N/A	*N/A	*N/A	*N/A	*N/A
127	NWS	Commercial	All	Lodging	Lighting	Reduced Wattage T8/T5 Lamps	*N/A	*N/A	*N/A	*N/A	*N/A	*N/A	*N/A
128	NWS	Commercial	All	General Large Commercial	Lighting	Reduced Wattage T8/T5 Lamps	*N/A	*N/A	*N/A	*N/A	*N/A	*N/A	*N/A
129	NWS	Commercial	All	General Small Commercial	Lighting	Reduced Wattage T8/T5 Lamps	*N/A	*N/A	*N/A	*N/A	*N/A	*N/A	*N/A
130	NWS	Commercial	All	Hospital	Lighting	Linear Florescent Fixture Upgrade	Commercial Prescriptive & Custom	2015	0.4623%	2034	2.312%	2034	2.312%
131	NWS	Commercial	All	K12 Education	Lighting	Linear Florescent Fixture Upgrade	Commercial Prescriptive & Custom	2015	0.1649%	2034	0.824%	2034	0.824%
132	NWS	Commercial	All	Education with Summer Sessions	Lighting	Linear Florescent Fixture Upgrade	Commercial Prescriptive & Custom	2015	0.0890%	2034	0.445%	2034	0.445%
133	NWS	Commercial	All	Lodging	Lighting	Linear Florescent Fixture Upgrade	Commercial Prescriptive & Custom	2015	0.5274%	2034	2.637%	2034	2.637%
134	NWS	Commercial	All	General Large Commercial	Lighting	Linear Florescent Fixture Upgrade	Commercial Prescriptive & Custom	2015	0.2757%	2034	1.378%	2034	1.378%
135	NWS	Commercial	All	General Small Commercial	Lighting	Linear Florescent Fixture Upgrade	Commercial Prescriptive & Custom	2015	0.3195%	2034	1.597%	2034	1.597%
136	NWS	Commercial	All	Hospital	Lighting	Linear Florescent Fixture Upgrade	Commercial Prescriptive & Custom	2015	0.7216%	2034	3.608%	2034	3.608%
137	NWS	Commercial	All	K12 Education	Lighting	Linear Florescent Fixture Upgrade	Commercial Prescriptive & Custom	2015	0.4132%	2034	2.066%	2034	2.066%
138	NWS	Commercial	All	Education with Summer Sessions	Lighting	Linear Florescent Fixture Upgrade	Commercial Prescriptive & Custom	2015	0.5263%	2034	2.632%	2034	2.632%
139	NWS	Commercial	All	Lodging	Lighting	Linear Florescent Fixture Upgrade	Commercial Prescriptive & Custom	2015	0.7749%	2034	3.874%	2034	3.874%
140	NWS	Commercial	All	General Large Commercial	Lighting	Linear Florescent Fixture Upgrade	Commercial Prescriptive & Custom	2015	0.5456%	2034	2.728%	2034	2.728%
141	NWS	Commercial	All	General Small Commercial	Lighting	Linear Florescent Fixture Upgrade	Commercial Prescriptive & Custom	2015	0.5909%	2034	2.955%	2034	2.955%
142	NWS	Commercial	All	Hospital	Lighting	Linear Florescent Fixture Upgrade	Commercial Prescriptive & Custom	2015	0.2504%	2034	1.252%	2034	1.252%
143	NWS	Commercial	All	K12 Education	Lighting	Linear Florescent Fixture Upgrade	Commercial Prescriptive & Custom	2015	0.0465%	2034	0.233%	2034	0.233%
144	NWS	Commercial	All	Education with Summer Sessions	Lighting	Linear Florescent Fixture Upgrade	Commercial Prescriptive & Custom	2015	0.0966%	2034	0.483%	2034	0.483%
145	NWS	Commercial	All	Lodging	Lighting	Linear Florescent Fixture Upgrade	Commercial Prescriptive & Custom	2015	0.3104%	2034	1.552%	2034	1.552%
146	NWS	Commercial	All	General Large Commercial	Lighting	Linear Florescent Fixture Upgrade	Commercial Prescriptive & Custom	2015	0.1076%	2034	0.538%	2034	0.538%
147	NWS	Commercial	All	General Small Commercial	Lighting	Linear Florescent Fixture Upgrade	Commercial Prescriptive & Custom	2015	0.1369%	2034	0.685%	2034	0.685%
148	NWS	Commercial	All	Hospital	Lighting	Linear Florescent Fixture Upgrade	Commercial Prescriptive & Custom	2015	0.5525%	2034	2.762%	2034	2.762%
149	NWS	Commercial	All	K12 Education	Lighting	Linear Florescent Fixture Upgrade	Commercial Prescriptive & Custom	2015	0.2381%	2034	1.191%	2034	1.191%
150	NWS	Commercial	All	Education with Summer Sessions	Lighting	Linear Florescent Fixture Upgrade	Commercial Prescriptive & Custom	2015	0.3431%	2034	1.715%	2034	1.715%
151	NWS	Commercial	All	Lodging	Lighting	Linear Florescent Fixture Upgrade	Commercial Prescriptive & Custom	2015	0.6151%	2034	3.076%	2034	3.076%
152	NWS	Commercial	All	General Large Commercial	Lighting	Linear Florescent Fixture Upgrade	Commercial Prescriptive & Custom	2015	0.3622%	2034	1.811%	2034	1.811%
153	NWS	Commercial	All	General Small Commercial	Lighting	Linear Florescent Fixture Upgrade	Commercial Prescriptive & Custom	2015	0.4086%	2034	2.043%	2034	2.043%
154	NWS	Commercial	All	Hospital	Lighting	Commercial Standard CFL	*N/A	*N/A	*N/A	*N/A	*N/A	*N/A	*N/A
155	NWS	Commercial	All	Hospital	Lighting	Commercial Standard CFL	*N/A	*N/A	*N/A	*N/A	*N/A	*N/A	*N/A
156	NWS	Commercial	All	K12 Education	Lighting	Commercial Standard CFL	*N/A	*N/A	*N/A	*N/A	*N/A	*N/A	*N/A
157	NWS	Commercial	All	K12 Education	Lighting	Commercial Standard CFL	*N/A	*N/A	*N/A	*N/A	*N/A	*N/A	*N/A
158	NWS	Commercial	All	Education with Summer Sessions	Lighting	Commercial Standard CFL	*N/A	*N/A	*N/A	*N/A	*N/A	*N/A	*N/A
159	NWS	Commercial	All	Education with Summer Sessions	Lighting	Commercial Standard CFL	*N/A	*N/A	*N/A	*N/A	*N/A	*N/A	*N/A
160	NWS	Commercial	All	Lodging	Lighting	Commercial Standard CFL	Commercial Prescriptive & Custom	2015	0.6000%	2034	3.000%	2034	3.000%
161	NWS	Commercial	All	Lodging	Lighting	Commercial Standard CFL	Commercial Prescriptive & Custom	2015	0.6000%	2034	3.000%	2034	3.000%
162	NWS	Commercial	All	General Large Commercial	Lighting	Commercial Standard CFL	*N/A	*N/A	*N/A	*N/A	*N/A	*N/A	*N/A
163	NWS	Commercial	All	General Large Commercial	Lighting	Commercial Standard CFL	*N/A	*N/A	*N/A	*N/A	*N/A	*N/A	*N/A
164	NWS	Commercial	All	General Small Commercial	Lighting	Commercial Standard CFL	*N/A	*N/A	*N/A	*N/A	*N/A	*N/A	*N/A
165	NWS	Commercial	All	General Small Commercial	Lighting	Commercial Standard CFL	*N/A	*N/A	*N/A	*N/A	*N/A	*N/A	*N/A
166	NWS	Commercial	All	Hospital	Lighting	LED Bulbs	Commercial Prescriptive & Custom	2015	2.4994%	2020	4.965%	2020	4.965%
167	NWS	Commercial	All	Hospital	Lighting	LED Bulbs	Commercial Prescriptive & Custom	2015	1.4000%	2034	7.000%	2034	7.000%
168	NWS	Commercial	All	K12 Education	Lighting	LED Bulbs	Commercial Prescriptive & Custom	2015	2.1263%	2020	4.224%	2020	4.224%
169	NWS	Commercial	All	K12 Education	Lighting	LED Bulbs	Commercial Prescriptive & Custom	2015	1.3921%	2034	6.960%	2034	6.960%
170	NWS	Commercial	All	Education with Summer Sessions	Lighting	LED Bulbs	Commercial Prescriptive & Custom	2015	2.2181%	2020	4.406%	2020	4.406%
171	NWS	Commercial	All	Education with Summer Sessions	Lighting	LED Bulbs	Commercial Prescriptive & Custom	2015	1.4000%	2034	7.000%	2034	7.000%
172	NWS	Commercial	All	Lodging	Lighting	LED Bulbs	Commercial Prescriptive & Custom	2015	2.1263%	2020	4.224%	2020	4.224%
173	NWS	Commercial	All	Lodging	Lighting	LED Bulbs	Commercial Prescriptive & Custom	2015	1.4000%	2034	7.000%	2034	7.000%
174	NWS	Commercial	All	General Large Commercial	Lighting	LED Bulbs	Commercial Prescriptive & Custom	2015	2.2485%	2020	4.467%	2020	4.467%
175	NWS	Commercial	All	General Large Commercial	Lighting	LED Bulbs	Commercial Prescriptive & Custom	2015	1.4000%	2034	7.000%	2034	7.000%
176	NWS	Commercial	All	General Small Commercial	Lighting	LED Bulbs	Commercial Prescriptive & Custom	2015	2.3174%	2020	4.604%	2020	4.604%
177	NWS	Commercial	All	General Small Commercial	Lighting	LED Bulbs	Commercial Prescriptive & Custom	2015	1.4000%	2034	7.000%	2034	7.000%
178	NWS	Commercial	Large Commercial	All	Lighting	Efficient High Bay Lighting	Commercial Prescriptive & Custom	2015	0.1171%	2034	0.585%	2034	0.585%
179	NWS	Commercial	Small Commercial	All	Lighting	Efficient High Bay Lighting	Commercial Prescriptive & Custom	2015	0.1610%	2034	0.805%	2034	0.805%
180	NWS	Commercial	Large Commercial	All	Lighting	Efficient High Bay Lighting	Commercial Prescriptive & Custom	2015	0.1932%	2034	0.966%	2034	0.966%

*N/A: Measure did not pass measure level screening and therefore was not included in a program

MEASURE DESCRIPTION							PROGRAM	PARTICIPATION REFERENCE CASE					
Measure ID	Weather Sensitive	Sector	Sub-Sector	Building Type	End Use	Measure Name	Program	First Year of Participation (So Year)	First Year Annual Participation Rate (So)	Year of Maximum Annual Participation (Smax Year)	Maximum Annual Participation Rate (Smax)	Final Year of Participation (Fo Year)	Final Year Annual Participation Rate (Fo)
181	NWS	Commercial	Small Commercial	All	Lighting	Efficient High Bay Lighting	Commercial Prescriptive & Custom	2015	0.2188%	2034	1.094%	2034	1.094%
182	NWS	Commercial	Large Commercial	All	Lighting	Efficient High Bay Lighting	Commercial Prescriptive & Custom	2015	0.2249%	2034	1.125%	2034	1.125%
183	NWS	Commercial	Small Commercial	All	Lighting	Efficient High Bay Lighting	Commercial Prescriptive & Custom	2015	0.2501%	2034	1.251%	2034	1.251%
184	NWS	Commercial	Large Commercial	All	Lighting	Efficient High Bay Lighting	Commercial Prescriptive & Custom	2015	0.3086%	2034	1.543%	2034	1.543%
185	NWS	Commercial	Small Commercial	All	Lighting	Efficient High Bay Lighting	Commercial Prescriptive & Custom	2015	0.3305%	2034	1.652%	2034	1.652%
186	NWS	Commercial	Large Commercial	All	Lighting	Efficient High Bay Lighting	Commercial Prescriptive & Custom	2015	0.2048%	2034	1.024%	2034	1.024%
187	NWS	Commercial	Small Commercial	All	Lighting	Efficient High Bay Lighting	Commercial Prescriptive & Custom	2015	0.2510%	2034	1.255%	2034	1.255%
188	NWS	Commercial	Large Commercial	All	Lighting	Efficient High Bay Lighting	Commercial Prescriptive & Custom	2015	0.0863%	2034	0.431%	2034	0.431%
189	NWS	Commercial	Small Commercial	All	Lighting	Efficient High Bay Lighting	Commercial Prescriptive & Custom	2015	0.1264%	2034	0.632%	2034	0.632%
190	NWS	Commercial	Large Commercial	All	Lighting	Lighting Controls	Commercial Prescriptive & Custom	2015	0.1448%	2034	0.724%	2034	0.724%
191	NWS	Commercial	Large Commercial	All	Lighting	Lighting Controls	Commercial Prescriptive & Custom	2015	0.1122%	2034	0.561%	2034	0.561%
192	NWS	Commercial	Large Commercial	All	Lighting	Lighting Controls	Commercial Prescriptive & Custom	2015	0.0522%	2034	0.261%	2034	0.261%
193	NWS	Commercial	Large Commercial	All	Lighting	Lighting Controls	Commercial Prescriptive & Custom	2015	0.1448%	2034	0.724%	2034	0.724%
194	NWS	Commercial	Large Commercial	All	Lighting	Lighting Controls	Commercial Prescriptive & Custom	2015	0.1646%	2034	0.823%	2034	0.823%
195	NWS	Commercial	Large Commercial	All	Lighting	Lighting Controls	Commercial Prescriptive & Custom	2015	0.1558%	2034	0.779%	2034	0.779%
196	NWS	Commercial	Large Commercial	All	Lighting	Lighting Controls	Commercial Prescriptive & Custom	2015	0.1558%	2034	0.779%	2034	0.779%
197	NWS	Commercial	Small Commercial	All	Lighting	Lighting Controls	Commercial Prescriptive & Custom	2015	0.1609%	2034	0.805%	2034	0.805%
198	NWS	Commercial	Small Commercial	All	Lighting	Lighting Controls	Commercial Prescriptive & Custom	2015	0.1314%	2034	0.657%	2034	0.657%
199	NWS	Commercial	Small Commercial	All	Lighting	Lighting Controls	Commercial Prescriptive & Custom	2015	0.0716%	2034	0.358%	2034	0.358%
200	NWS	Commercial	Small Commercial	All	Lighting	Lighting Controls	Commercial Prescriptive & Custom	2015	0.1609%	2034	0.805%	2034	0.805%
201	NWS	Commercial	Small Commercial	All	Lighting	Lighting Controls	Commercial Prescriptive & Custom	2015	0.1781%	2034	0.891%	2034	0.891%
202	NWS	Commercial	Small Commercial	All	Lighting	Lighting Controls	Commercial Prescriptive & Custom	2015	0.1705%	2034	0.853%	2034	0.853%
203	NWS	Commercial	Small Commercial	All	Lighting	Lighting Controls	Commercial Prescriptive & Custom	2015	0.1705%	2034	0.853%	2034	0.853%
204	NWS	Commercial	Small Commercial	All	Lighting	LED Exit Signs	Commercial Prescriptive & Custom	2015	0.3183%	2034	1.592%	2034	1.592%
205	NWS	Commercial	All	Hospital	Refrigeration	Commutated Motors (ECM) for Walk-in and Reach-in Co	Commercial Prescriptive & Custom	2015	0.5582%	2034	2.791%	2034	2.791%
206	NWS	Commercial	All	K12 Education	Refrigeration	Commutated Motors (ECM) for Walk-in and Reach-in Co	Commercial Prescriptive & Custom	2015	0.5582%	2034	2.791%	2034	2.791%
207	NWS	Commercial	All	Education with Summer Sessions	Refrigeration	Commutated Motors (ECM) for Walk-in and Reach-in Co	Commercial Prescriptive & Custom	2015	0.5582%	2034	2.791%	2034	2.791%
208	NWS	Commercial	All	Lodging	Refrigeration	Commutated Motors (ECM) for Walk-in and Reach-in Co	Commercial Prescriptive & Custom	2015	0.5582%	2034	2.791%	2034	2.791%
209	NWS	Commercial	All	Food Sales	Refrigeration	Commutated Motors (ECM) for Walk-in and Reach-in Co	Commercial Prescriptive & Custom	2015	0.5509%	2034	2.755%	2034	2.755%
210	NWS	Commercial	All	Restaurant	Refrigeration	Commutated Motors (ECM) for Walk-in and Reach-in Co	Commercial Prescriptive & Custom	2015	0.5582%	2034	2.791%	2034	2.791%
211	NWS	Commercial	All	Hospital	Refrigeration	ENERGY STAR Solid Door Refrigerator	Commercial Prescriptive & Custom	2015	0.5720%	2034	2.860%	2034	2.860%
212	NWS	Commercial	All	Hospital	Refrigeration	ENERGY STAR Solid Door Refrigerator	Commercial Prescriptive & Custom	2015	0.6000%	2034	3.000%	2034	3.000%
213	NWS	Commercial	All	Hospital	Refrigeration	ENERGY STAR Solid Door Refrigerator	Commercial Prescriptive & Custom	2015	0.6000%	2034	3.000%	2034	3.000%
214	NWS	Commercial	All	Hospital	Refrigeration	ENERGY STAR Solid Door Refrigerator	Commercial Prescriptive & Custom	2015	0.6000%	2034	3.000%	2034	3.000%
215	NWS	Commercial	All	Hospital	Refrigeration	ENERGY STAR Solid Door Freezer	Commercial Prescriptive & Custom	2015	0.6000%	2034	3.000%	2034	3.000%
216	NWS	Commercial	All	Hospital	Refrigeration	ENERGY STAR Solid Door Freezer	Commercial Prescriptive & Custom	2015	0.6000%	2034	3.000%	2034	3.000%
217	NWS	Commercial	All	Hospital	Refrigeration	ENERGY STAR Solid Door Freezer	Commercial Prescriptive & Custom	2015	0.6000%	2034	3.000%	2034	3.000%
218	NWS	Commercial	All	Hospital	Refrigeration	ENERGY STAR Solid Door Freezer	Commercial Prescriptive & Custom	2015	0.6000%	2034	3.000%	2034	3.000%
219	NWS	Commercial	All	K12 Education	Refrigeration	ENERGY STAR Solid Door Refrigerator	Commercial Prescriptive & Custom	2015	0.5720%	2034	2.860%	2034	2.860%
220	NWS	Commercial	All	K12 Education	Refrigeration	ENERGY STAR Solid Door Refrigerator	Commercial Prescriptive & Custom	2015	0.6000%	2034	3.000%	2034	3.000%
221	NWS	Commercial	All	K12 Education	Refrigeration	ENERGY STAR Solid Door Refrigerator	Commercial Prescriptive & Custom	2015	0.6000%	2034	3.000%	2034	3.000%
222	NWS	Commercial	All	K12 Education	Refrigeration	ENERGY STAR Solid Door Refrigerator	Commercial Prescriptive & Custom	2015	0.6000%	2034	3.000%	2034	3.000%
223	NWS	Commercial	All	K12 Education	Refrigeration	ENERGY STAR Solid Door Freezer	Commercial Prescriptive & Custom	2015	0.6000%	2034	3.000%	2034	3.000%
224	NWS	Commercial	All	K12 Education	Refrigeration	ENERGY STAR Solid Door Freezer	Commercial Prescriptive & Custom	2015	0.6000%	2034	3.000%	2034	3.000%
225	NWS	Commercial	All	K12 Education	Refrigeration	ENERGY STAR Solid Door Freezer	Commercial Prescriptive & Custom	2015	0.6000%	2034	3.000%	2034	3.000%
226	NWS	Commercial	All	K12 Education	Refrigeration	ENERGY STAR Solid Door Freezer	Commercial Prescriptive & Custom	2015	0.6000%	2034	3.000%	2034	3.000%
227	NWS	Commercial	All	Education with Summer Sessions	Refrigeration	ENERGY STAR Solid Door Refrigerator	Commercial Prescriptive & Custom	2015	0.5720%	2034	2.860%	2034	2.860%
228	NWS	Commercial	All	Education with Summer Sessions	Refrigeration	ENERGY STAR Solid Door Refrigerator	Commercial Prescriptive & Custom	2015	0.6000%	2034	3.000%	2034	3.000%
229	NWS	Commercial	All	Education with Summer Sessions	Refrigeration	ENERGY STAR Solid Door Refrigerator	Commercial Prescriptive & Custom	2015	0.6000%	2034	3.000%	2034	3.000%
230	NWS	Commercial	All	Education with Summer Sessions	Refrigeration	ENERGY STAR Solid Door Refrigerator	Commercial Prescriptive & Custom	2015	0.6000%	2034	3.000%	2034	3.000%
231	NWS	Commercial	All	Education with Summer Sessions	Refrigeration	ENERGY STAR Solid Door Freezer	Commercial Prescriptive & Custom	2015	0.6000%	2034	3.000%	2034	3.000%
232	NWS	Commercial	All	Education with Summer Sessions	Refrigeration	ENERGY STAR Solid Door Freezer	Commercial Prescriptive & Custom	2015	0.6000%	2034	3.000%	2034	3.000%
233	NWS	Commercial	All	Education with Summer Sessions	Refrigeration	ENERGY STAR Solid Door Freezer	Commercial Prescriptive & Custom	2015	0.6000%	2034	3.000%	2034	3.000%
234	NWS	Commercial	All	Education with Summer Sessions	Refrigeration	ENERGY STAR Solid Door Freezer	Commercial Prescriptive & Custom	2015	0.6000%	2034	3.000%	2034	3.000%
235	NWS	Commercial	All	Lodging	Refrigeration	ENERGY STAR Solid Door Refrigerator	Commercial Prescriptive & Custom	2015	0.5720%	2034	2.860%	2034	2.860%
236	NWS	Commercial	All	Lodging	Refrigeration	ENERGY STAR Solid Door Refrigerator	Commercial Prescriptive & Custom	2015	0.6000%	2034	3.000%	2034	3.000%
237	NWS	Commercial	All	Lodging	Refrigeration	ENERGY STAR Solid Door Refrigerator	Commercial Prescriptive & Custom	2015	0.6000%	2034	3.000%	2034	3.000%
238	NWS	Commercial	All	Lodging	Refrigeration	ENERGY STAR Solid Door Refrigerator	Commercial Prescriptive & Custom	2015	0.6000%	2034	3.000%	2034	3.000%
239	NWS	Commercial	All	Lodging	Refrigeration	ENERGY STAR Solid Door Freezer	Commercial Prescriptive & Custom	2015	0.6000%	2034	3.000%	2034	3.000%
240	NWS	Commercial	All	Lodging	Refrigeration	ENERGY STAR Solid Door Freezer	Commercial Prescriptive & Custom	2015	0.6000%	2034	3.000%	2034	3.000%

*N/A: Measure did not pass measure level screening and therefore was not included in a program

MEASURE DESCRIPTION							PROGRAM	PARTICIPATION REFERENCE CASE					
Measure ID	Weather Sensitive	Sector	Sub-Sector	Building Type	End Use	Measure Name	Program	First Year of Participation (So Year)	First Year Annual Participation Rate (So)	Year of Maximum Annual Participation (Smax Year)	Maximum Annual Participation Rate (Smax)	Final Year of Participation (Fo Year)	Final Year Annual Participation Rate (Fo)
241	NWS	Commercial	All	Lodging	Refrigeration	ENERGY STAR Solid Door Freezer	Commercial Prescriptive & Custom	2015	0.6000%	2034	3.000%	2034	3.000%
242	NWS	Commercial	All	Lodging	Refrigeration	ENERGY STAR Solid Door Freezer	Commercial Prescriptive & Custom	2015	0.6000%	2034	3.000%	2034	3.000%
243	NWS	Commercial	All	Food Sales	Refrigeration	ENERGY STAR Solid Door Refrigerator	Commercial Prescriptive & Custom	2015	0.5720%	2034	2.860%	2034	2.860%
244	NWS	Commercial	All	Food Sales	Refrigeration	ENERGY STAR Solid Door Refrigerator	Commercial Prescriptive & Custom	2015	0.6000%	2034	3.000%	2034	3.000%
245	NWS	Commercial	All	Food Sales	Refrigeration	ENERGY STAR Solid Door Refrigerator	Commercial Prescriptive & Custom	2015	0.6000%	2034	3.000%	2034	3.000%
246	NWS	Commercial	All	Food Sales	Refrigeration	ENERGY STAR Solid Door Refrigerator	Commercial Prescriptive & Custom	2015	0.6000%	2034	3.000%	2034	3.000%
247	NWS	Commercial	All	Food Sales	Refrigeration	ENERGY STAR Solid Door Freezer	Commercial Prescriptive & Custom	2015	0.6000%	2034	3.000%	2034	3.000%
248	NWS	Commercial	All	Food Sales	Refrigeration	ENERGY STAR Solid Door Freezer	Commercial Prescriptive & Custom	2015	0.6000%	2034	3.000%	2034	3.000%
249	NWS	Commercial	All	Food Sales	Refrigeration	ENERGY STAR Solid Door Freezer	Commercial Prescriptive & Custom	2015	0.6000%	2034	3.000%	2034	3.000%
250	NWS	Commercial	All	Food Sales	Refrigeration	ENERGY STAR Solid Door Freezer	Commercial Prescriptive & Custom	2015	0.6000%	2034	3.000%	2034	3.000%
251	NWS	Commercial	All	Restaurant	Refrigeration	ENERGY STAR Solid Door Refrigerator	Commercial Prescriptive & Custom	2015	0.5720%	2034	2.860%	2034	2.860%
252	NWS	Commercial	All	Restaurant	Refrigeration	ENERGY STAR Solid Door Refrigerator	Commercial Prescriptive & Custom	2015	0.6000%	2034	3.000%	2034	3.000%
253	NWS	Commercial	All	Restaurant	Refrigeration	ENERGY STAR Solid Door Refrigerator	Commercial Prescriptive & Custom	2015	0.6000%	2034	3.000%	2034	3.000%
254	NWS	Commercial	All	Restaurant	Refrigeration	ENERGY STAR Solid Door Refrigerator	Commercial Prescriptive & Custom	2015	0.6000%	2034	3.000%	2034	3.000%
255	NWS	Commercial	All	Restaurant	Refrigeration	ENERGY STAR Solid Door Freezer	Commercial Prescriptive & Custom	2015	0.6000%	2034	3.000%	2034	3.000%
256	NWS	Commercial	All	Restaurant	Refrigeration	ENERGY STAR Solid Door Freezer	Commercial Prescriptive & Custom	2015	0.6000%	2034	3.000%	2034	3.000%
257	NWS	Commercial	All	Restaurant	Refrigeration	ENERGY STAR Solid Door Freezer	Commercial Prescriptive & Custom	2015	0.6000%	2034	3.000%	2034	3.000%
258	NWS	Commercial	All	Restaurant	Refrigeration	ENERGY STAR Solid Door Freezer	Commercial Prescriptive & Custom	2015	0.6000%	2034	3.000%	2034	3.000%
259	NWS	Commercial	All	Hospital	Refrigeration	Vending Machine Occupancy Controls	Commercial Prescriptive & Custom	2015	0.5707%	2034	2.854%	2034	2.854%
260	NWS	Commercial	All	Hospital	Refrigeration	Vending Machine Occupancy Controls	Commercial Prescriptive & Custom	2015	0.5061%	2034	2.530%	2034	2.530%
261	NWS	Commercial	All	Hospital	Refrigeration	Vending Machine Occupancy Controls	Commercial Prescriptive & Custom	2015	0.4620%	2034	2.310%	2034	2.310%
262	NWS	Commercial	All	K12 Education	Refrigeration	Vending Machine Occupancy Controls	Commercial Prescriptive & Custom	2015	0.5707%	2034	2.854%	2034	2.854%
263	NWS	Commercial	All	K12 Education	Refrigeration	Vending Machine Occupancy Controls	Commercial Prescriptive & Custom	2015	0.5061%	2034	2.530%	2034	2.530%
264	NWS	Commercial	All	K12 Education	Refrigeration	Vending Machine Occupancy Controls	Commercial Prescriptive & Custom	2015	0.4620%	2034	2.310%	2034	2.310%
265	NWS	Commercial	All	Education with Summer Sessions	Refrigeration	Vending Machine Occupancy Controls	Commercial Prescriptive & Custom	2015	0.5707%	2034	2.854%	2034	2.854%
266	NWS	Commercial	All	Education with Summer Sessions	Refrigeration	Vending Machine Occupancy Controls	Commercial Prescriptive & Custom	2015	0.5061%	2034	2.530%	2034	2.530%
267	NWS	Commercial	All	Education with Summer Sessions	Refrigeration	Vending Machine Occupancy Controls	Commercial Prescriptive & Custom	2015	0.4620%	2034	2.310%	2034	2.310%
268	NWS	Commercial	All	Lodging	Refrigeration	Vending Machine Occupancy Controls	Commercial Prescriptive & Custom	2015	0.5707%	2034	2.854%	2034	2.854%
269	NWS	Commercial	All	Lodging	Refrigeration	Vending Machine Occupancy Controls	Commercial Prescriptive & Custom	2015	0.5061%	2034	2.530%	2034	2.530%
270	NWS	Commercial	All	Lodging	Refrigeration	Vending Machine Occupancy Controls	Commercial Prescriptive & Custom	2015	0.4620%	2034	2.310%	2034	2.310%
271	NWS	Commercial	All	Food Sales	Refrigeration	Vending Machine Occupancy Controls	Commercial Prescriptive & Custom	2015	0.5707%	2034	2.854%	2034	2.854%
272	NWS	Commercial	All	Food Sales	Refrigeration	Vending Machine Occupancy Controls	Commercial Prescriptive & Custom	2015	0.5061%	2034	2.530%	2034	2.530%
273	NWS	Commercial	All	Food Sales	Refrigeration	Vending Machine Occupancy Controls	Commercial Prescriptive & Custom	2015	0.4620%	2034	2.310%	2034	2.310%
274	NWS	Commercial	All	Restaurant	Refrigeration	Vending Machine Occupancy Controls	Commercial Prescriptive & Custom	2015	0.5707%	2034	2.854%	2034	2.854%
275	NWS	Commercial	All	Restaurant	Refrigeration	Vending Machine Occupancy Controls	Commercial Prescriptive & Custom	2015	0.5061%	2034	2.530%	2034	2.530%
276	NWS	Commercial	All	Restaurant	Refrigeration	Vending Machine Occupancy Controls	Commercial Prescriptive & Custom	2015	0.4620%	2034	2.310%	2034	2.310%
277	NWS	Commercial	All	Hospital	Refrigeration	Automatic Door Closer for Walk-in Coolers and Freezers	Commercial Prescriptive & Custom	2015	0.5055%	2034	2.527%	2034	2.527%
278	NWS	Commercial	All	Hospital	Refrigeration	Automatic Door Closer for Walk-in Coolers and Freezers	Commercial Prescriptive & Custom	2015	0.6000%	2034	3.000%	2034	3.000%
279	NWS	Commercial	All	K12 Education	Refrigeration	Automatic Door Closer for Walk-in Coolers and Freezers	Commercial Prescriptive & Custom	2015	0.5055%	2034	2.527%	2034	2.527%
280	NWS	Commercial	All	K12 Education	Refrigeration	Automatic Door Closer for Walk-in Coolers and Freezers	Commercial Prescriptive & Custom	2015	0.6000%	2034	3.000%	2034	3.000%
281	NWS	Commercial	All	Education with Summer Sessions	Refrigeration	Automatic Door Closer for Walk-in Coolers and Freezers	Commercial Prescriptive & Custom	2015	0.5055%	2034	2.527%	2034	2.527%
282	NWS	Commercial	All	Education with Summer Sessions	Refrigeration	Automatic Door Closer for Walk-in Coolers and Freezers	Commercial Prescriptive & Custom	2015	0.6000%	2034	3.000%	2034	3.000%
283	NWS	Commercial	All	Lodging	Refrigeration	Automatic Door Closer for Walk-in Coolers and Freezers	Commercial Prescriptive & Custom	2015	0.5055%	2034	2.527%	2034	2.527%
284	NWS	Commercial	All	Lodging	Refrigeration	Automatic Door Closer for Walk-in Coolers and Freezers	Commercial Prescriptive & Custom	2015	0.6000%	2034	3.000%	2034	3.000%
285	NWS	Commercial	All	Food Sales	Refrigeration	Automatic Door Closer for Walk-in Coolers and Freezers	Commercial Prescriptive & Custom	2015	0.5055%	2034	2.527%	2034	2.527%
286	NWS	Commercial	All	Food Sales	Refrigeration	Automatic Door Closer for Walk-in Coolers and Freezers	Commercial Prescriptive & Custom	2015	0.6000%	2034	3.000%	2034	3.000%
287	NWS	Commercial	All	Restaurant	Refrigeration	Automatic Door Closer for Walk-in Coolers and Freezers	Commercial Prescriptive & Custom	2015	0.5055%	2034	2.527%	2034	2.527%
288	NWS	Commercial	All	Restaurant	Refrigeration	Automatic Door Closer for Walk-in Coolers and Freezers	Commercial Prescriptive & Custom	2015	0.6000%	2034	3.000%	2034	3.000%
289	NWS	Commercial	All	Food Sales	Refrigeration	Door Heater Controls for Cooler or Freezer	Commercial Prescriptive & Custom	2015	0.5635%	2034	2.817%	2034	2.817%
290	NWS	Commercial	All	Food Sales	Refrigeration	Door Heater Controls for Cooler or Freezer	Commercial Prescriptive & Custom	2015	0.3949%	2034	1.975%	2034	1.975%
291	NWS	Commercial	All	Food Sales	Refrigeration	Door Heater Controls for Cooler or Freezer	Commercial Prescriptive & Custom	2015	0.3949%	2034	1.975%	2034	1.975%
292	NWS	Commercial	All	Food Sales	Refrigeration	Door Heater Controls for Cooler or Freezer	Commercial Prescriptive & Custom	2015	0.6000%	2034	3.000%	2034	3.000%
293	NWS	Commercial	All	Food Sales	Refrigeration	Door Heater Controls for Cooler or Freezer	Commercial Prescriptive & Custom	2015	0.5296%	2034	2.648%	2034	2.648%
294	NWS	Commercial	All	Food Sales	Refrigeration	Door Heater Controls for Cooler or Freezer	Commercial Prescriptive & Custom	2015	0.5296%	2034	2.648%	2034	2.648%
295	NWS	Commercial	All	Restaurant	Refrigeration	Door Heater Controls for Cooler or Freezer	Commercial Prescriptive & Custom	2015	0.5635%	2034	2.817%	2034	2.817%
296	NWS	Commercial	All	Restaurant	Refrigeration	Door Heater Controls for Cooler or Freezer	Commercial Prescriptive & Custom	2015	0.3949%	2034	1.975%	2034	1.975%
297	NWS	Commercial	All	Restaurant	Refrigeration	Door Heater Controls for Cooler or Freezer	Commercial Prescriptive & Custom	2015	0.3949%	2034	1.975%	2034	1.975%
298	NWS	Commercial	All	Restaurant	Refrigeration	Door Heater Controls for Cooler or Freezer	Commercial Prescriptive & Custom	2015	0.6000%	2034	3.000%	2034	3.000%
299	NWS	Commercial	All	Restaurant	Refrigeration	Door Heater Controls for Cooler or Freezer	Commercial Prescriptive & Custom	2015	0.5296%	2034	2.648%	2034	2.648%
300	NWS	Commercial	All	Restaurant	Refrigeration	Door Heater Controls for Cooler or Freezer	Commercial Prescriptive & Custom	2015	0.5296%	2034	2.648%	2034	2.648%

*N/A: Measure did not pass measure level screening and therefore was not included in a program

MEASURE DESCRIPTION							PROGRAM	PARTICIPATION REFERENCE CASE					
Measure ID	Weather Sensitive	Sector	Sub-Sector	Building Type	End Use	Measure Name	Program	First Year of Participation (So Year)	First Year Annual Participation Rate (So)	Year of Maximum Annual Participation (Smax Year)	Maximum Annual Participation Rate (Smax)	Final Year of Participation (Fo Year)	Final Year Annual Participation Rate (Fo)
301	NWS	Commercial	All	Hospital	Refrigeration	Evaporator Fan Contro	Commercial Prescriptive & Custom	2015	0.1891%	2034	0.945%	2034	0.945%
302	NWS	Commercial	All	K12 Education	Refrigeration	Evaporator Fan Contro	Commercial Prescriptive & Custom	2015	0.1891%	2034	0.945%	2034	0.945%
303	NWS	Commercial	All	Education with Summer Sessions	Refrigeration	Evaporator Fan Contro	Commercial Prescriptive & Custom	2015	0.1891%	2034	0.945%	2034	0.945%
304	NWS	Commercial	All	Lodging	Refrigeration	Evaporator Fan Contro	Commercial Prescriptive & Custom	2015	0.1891%	2034	0.945%	2034	0.945%
305	NWS	Commercial	All	Food Sales	Refrigeration	Evaporator Fan Contro	Commercial Prescriptive & Custom	2015	0.1891%	2034	0.945%	2034	0.945%
306	NWS	Commercial	All	Restaurant	Refrigeration	Evaporator Fan Contro	Commercial Prescriptive & Custom	2015	0.1891%	2034	0.945%	2034	0.945%
307	NWS	Commercial	All	Hospital	Refrigeration	Strip Curtain for Walk-in Coolers and Freezers	Commercial Prescriptive & Custom	2015	0.5906%	2034	2.953%	2034	2.953%
308	NWS	Commercial	All	Hospital	Refrigeration	Strip Curtain for Walk-in Coolers and Freezers	*N/A	*N/A	*N/A	*N/A	*N/A	*N/A	*N/A
309	NWS	Commercial	All	K12 Education	Refrigeration	Strip Curtain for Walk-in Coolers and Freezers	Commercial Prescriptive & Custom	2015	0.5906%	2034	2.953%	2034	2.953%
310	NWS	Commercial	All	K12 Education	Refrigeration	Strip Curtain for Walk-in Coolers and Freezers	*N/A	*N/A	*N/A	*N/A	*N/A	*N/A	*N/A
311	NWS	Commercial	All	Education with Summer Sessions	Refrigeration	Strip Curtain for Walk-in Coolers and Freezers	Commercial Prescriptive & Custom	2015	0.5906%	2034	2.953%	2034	2.953%
312	NWS	Commercial	All	Education with Summer Sessions	Refrigeration	Strip Curtain for Walk-in Coolers and Freezers	*N/A	*N/A	*N/A	*N/A	*N/A	*N/A	*N/A
313	NWS	Commercial	All	Lodging	Refrigeration	Strip Curtain for Walk-in Coolers and Freezers	Commercial Prescriptive & Custom	2015	0.5906%	2034	2.953%	2034	2.953%
314	NWS	Commercial	All	Lodging	Refrigeration	Strip Curtain for Walk-in Coolers and Freezers	*N/A	*N/A	*N/A	*N/A	*N/A	*N/A	*N/A
315	NWS	Commercial	All	Food Sales	Refrigeration	Strip Curtain for Walk-in Coolers and Freezers	Commercial Prescriptive & Custom	2015	0.5906%	2034	2.953%	2034	2.953%
316	NWS	Commercial	All	Food Sales	Refrigeration	Strip Curtain for Walk-in Coolers and Freezers	*N/A	*N/A	*N/A	*N/A	*N/A	*N/A	*N/A
317	NWS	Commercial	All	Restaurant	Refrigeration	Strip Curtain for Walk-in Coolers and Freezers	Commercial Prescriptive & Custom	2015	0.5906%	2034	2.953%	2034	2.953%
318	NWS	Commercial	All	Restaurant	Refrigeration	Strip Curtain for Walk-in Coolers and Freezers	*N/A	*N/A	*N/A	*N/A	*N/A	*N/A	*N/A
319	NWS	Commercial	All	Hospital	d Services Equip	ENERGY STAR Dishwasher	Commercial Prescriptive & Custom	2015	0.6000%	2034	3.000%	2034	3.000%
320	NWS	Commercial	All	Hospital	d Services Equip	ENERGY STAR Dishwasher	*N/A	*N/A	*N/A	*N/A	*N/A	*N/A	*N/A
321	NWS	Commercial	All	Hospital	d Services Equip	ENERGY STAR Dishwasher	*N/A	*N/A	*N/A	*N/A	*N/A	*N/A	*N/A
322	NWS	Commercial	All	Hospital	d Services Equip	ENERGY STAR Dishwasher	Commercial Prescriptive & Custom	2015	0.6000%	2034	3.000%	2034	3.000%
323	NWS	Commercial	All	Hospital	d Services Equip	ENERGY STAR Dishwasher	Commercial Prescriptive & Custom	2015	0.6000%	2034	3.000%	2034	3.000%
324	NWS	Commercial	All	Hospital	d Services Equip	ENERGY STAR Dishwasher	Commercial Prescriptive & Custom	2015	0.6000%	2034	3.000%	2034	3.000%
325	NWS	Commercial	All	Hospital	d Services Equip	ENERGY STAR Dishwasher	Commercial Prescriptive & Custom	2015	0.4461%	2034	2.230%	2034	2.230%
326	NWS	Commercial	All	Hospital	d Services Equip	ENERGY STAR Dishwasher	Commercial Prescriptive & Custom	2015	0.6000%	2034	3.000%	2034	3.000%
327	NWS	Commercial	All	Hospital	d Services Equip	ENERGY STAR Dishwasher	Commercial Prescriptive & Custom	2015	0.2321%	2034	1.161%	2034	1.161%
328	NWS	Commercial	All	Hospital	d Services Equip	ENERGY STAR Dishwasher	Commercial Prescriptive & Custom	2015	0.6000%	2034	3.000%	2034	3.000%
329	NWS	Commercial	All	Hospital	d Services Equip	ENERGY STAR Dishwasher	*N/A	*N/A	*N/A	*N/A	*N/A	*N/A	*N/A
330	NWS	Commercial	All	Hospital	d Services Equip	ENERGY STAR Dishwasher	*N/A	*N/A	*N/A	*N/A	*N/A	*N/A	*N/A
331	NWS	Commercial	All	Hospital	d Services Equip	ENERGY STAR Dishwasher	Commercial Prescriptive & Custom	2015	0.6000%	2034	3.000%	2034	3.000%
332	NWS	Commercial	All	Hospital	d Services Equip	ENERGY STAR Dishwasher	Commercial Prescriptive & Custom	2015	0.6000%	2034	3.000%	2034	3.000%
333	NWS	Commercial	All	Hospital	d Services Equip	ENERGY STAR Dishwasher	Commercial Prescriptive & Custom	2015	0.5882%	2034	2.941%	2034	2.941%
334	NWS	Commercial	All	Hospital	d Services Equip	ENERGY STAR Dishwasher	Commercial Prescriptive & Custom	2015	0.3734%	2034	1.867%	2034	1.867%
335	NWS	Commercial	All	Hospital	d Services Equip	ENERGY STAR Dishwasher	Commercial Prescriptive & Custom	2015	0.6000%	2034	3.000%	2034	3.000%
336	NWS	Commercial	All	Hospital	d Services Equip	ENERGY STAR Dishwasher	*N/A	*N/A	*N/A	*N/A	*N/A	*N/A	*N/A
337	NWS	Commercial	All	K12 Education	d Services Equip	ENERGY STAR Dishwasher	Commercial Prescriptive & Custom	2015	0.6000%	2034	3.000%	2034	3.000%
338	NWS	Commercial	All	K12 Education	d Services Equip	ENERGY STAR Dishwasher	*N/A	*N/A	*N/A	*N/A	*N/A	*N/A	*N/A
339	NWS	Commercial	All	K12 Education	d Services Equip	ENERGY STAR Dishwasher	*N/A	*N/A	*N/A	*N/A	*N/A	*N/A	*N/A
340	NWS	Commercial	All	K12 Education	d Services Equip	ENERGY STAR Dishwasher	Commercial Prescriptive & Custom	2015	0.6000%	2034	3.000%	2034	3.000%
341	NWS	Commercial	All	K12 Education	d Services Equip	ENERGY STAR Dishwasher	Commercial Prescriptive & Custom	2015	0.6000%	2034	3.000%	2034	3.000%
342	NWS	Commercial	All	K12 Education	d Services Equip	ENERGY STAR Dishwasher	Commercial Prescriptive & Custom	2015	0.6000%	2034	3.000%	2034	3.000%
343	NWS	Commercial	All	K12 Education	d Services Equip	ENERGY STAR Dishwasher	Commercial Prescriptive & Custom	2015	0.4461%	2034	2.230%	2034	2.230%
344	NWS	Commercial	All	K12 Education	d Services Equip	ENERGY STAR Dishwasher	Commercial Prescriptive & Custom	2015	0.6000%	2034	3.000%	2034	3.000%
345	NWS	Commercial	All	K12 Education	d Services Equip	ENERGY STAR Dishwasher	Commercial Prescriptive & Custom	2015	0.2321%	2034	1.161%	2034	1.161%
346	NWS	Commercial	All	K12 Education	d Services Equip	ENERGY STAR Dishwasher	Commercial Prescriptive & Custom	2015	0.6000%	2034	3.000%	2034	3.000%
347	NWS	Commercial	All	K12 Education	d Services Equip	ENERGY STAR Dishwasher	*N/A	*N/A	*N/A	*N/A	*N/A	*N/A	*N/A
348	NWS	Commercial	All	K12 Education	d Services Equip	ENERGY STAR Dishwasher	*N/A	*N/A	*N/A	*N/A	*N/A	*N/A	*N/A
349	NWS	Commercial	All	K12 Education	d Services Equip	ENERGY STAR Dishwasher	Commercial Prescriptive & Custom	2015	0.6000%	2034	3.000%	2034	3.000%
350	NWS	Commercial	All	K12 Education	d Services Equip	ENERGY STAR Dishwasher	Commercial Prescriptive & Custom	2015	0.6000%	2034	3.000%	2034	3.000%
351	NWS	Commercial	All	K12 Education	d Services Equip	ENERGY STAR Dishwasher	Commercial Prescriptive & Custom	2015	0.5882%	2034	2.941%	2034	2.941%
352	NWS	Commercial	All	K12 Education	d Services Equip	ENERGY STAR Dishwasher	Commercial Prescriptive & Custom	2015	0.3734%	2034	1.867%	2034	1.867%
353	NWS	Commercial	All	K12 Education	d Services Equip	ENERGY STAR Dishwasher	Commercial Prescriptive & Custom	2015	0.6000%	2034	3.000%	2034	3.000%
354	NWS	Commercial	All	K12 Education	d Services Equip	ENERGY STAR Dishwasher	*N/A	*N/A	*N/A	*N/A	*N/A	*N/A	*N/A
355	NWS	Commercial	All	Education with Summer Sessions	d Services Equip	ENERGY STAR Dishwasher	Commercial Prescriptive & Custom	2015	0.6000%	2034	3.000%	2034	3.000%
356	NWS	Commercial	All	Education with Summer Sessions	d Services Equip	ENERGY STAR Dishwasher	*N/A	*N/A	*N/A	*N/A	*N/A	*N/A	*N/A
357	NWS	Commercial	All	Education with Summer Sessions	d Services Equip	ENERGY STAR Dishwasher	*N/A	*N/A	*N/A	*N/A	*N/A	*N/A	*N/A
358	NWS	Commercial	All	Education with Summer Sessions	d Services Equip	ENERGY STAR Dishwasher	Commercial Prescriptive & Custom	2015	0.6000%	2034	3.000%	2034	3.000%
359	NWS	Commercial	All	Education with Summer Sessions	d Services Equip	ENERGY STAR Dishwasher	Commercial Prescriptive & Custom	2015	0.6000%	2034	3.000%	2034	3.000%
360	NWS	Commercial	All	Education with Summer Sessions	d Services Equip	ENERGY STAR Dishwasher	Commercial Prescriptive & Custom	2015	0.6000%	2034	3.000%	2034	3.000%

*N/A: Measure did not pass measure level screening and therefore was not included in a program

MEASURE DESCRIPTION							PROGRAM	PARTICIPATION REFERENCE CASE					
Measure ID	Weather Sensitive	Sector	Sub-Sector	Building Type	End Use	Measure Name	Program	First Year of Participation (So Year)	First Year Annual Participation Rate (So)	Year of Maximum Annual Participation (Smax Year)	Maximum Annual Participation Rate (Smax)	Final Year of Participation (Fo Year)	Final Year Annual Participation Rate (Fo)
361	NWS	Commercial	All	Education with Summer Sessions	d Services Equip	ENERGY STAR Dishwasher	Commercial Prescriptive & Custom	2015	0.4461%	2034	2.230%	2034	2.230%
362	NWS	Commercial	All	Education with Summer Sessions	d Services Equip	ENERGY STAR Dishwasher	Commercial Prescriptive & Custom	2015	0.6000%	2034	3.000%	2034	3.000%
363	NWS	Commercial	All	Education with Summer Sessions	d Services Equip	ENERGY STAR Dishwasher	Commercial Prescriptive & Custom	2015	0.2321%	2034	1.161%	2034	1.161%
364	NWS	Commercial	All	Education with Summer Sessions	d Services Equip	ENERGY STAR Dishwasher	Commercial Prescriptive & Custom	2015	0.6000%	2034	3.000%	2034	3.000%
365	NWS	Commercial	All	Education with Summer Sessions	d Services Equip	ENERGY STAR Dishwasher	*N/A	*N/A	*N/A	*N/A	*N/A	*N/A	*N/A
366	NWS	Commercial	All	Education with Summer Sessions	d Services Equip	ENERGY STAR Dishwasher	*N/A	*N/A	*N/A	*N/A	*N/A	*N/A	*N/A
367	NWS	Commercial	All	Education with Summer Sessions	d Services Equip	ENERGY STAR Dishwasher	Commercial Prescriptive & Custom	2015	0.6000%	2034	3.000%	2034	3.000%
368	NWS	Commercial	All	Education with Summer Sessions	d Services Equip	ENERGY STAR Dishwasher	Commercial Prescriptive & Custom	2015	0.6000%	2034	3.000%	2034	3.000%
369	NWS	Commercial	All	Education with Summer Sessions	d Services Equip	ENERGY STAR Dishwasher	Commercial Prescriptive & Custom	2015	0.5882%	2034	2.941%	2034	2.941%
370	NWS	Commercial	All	Education with Summer Sessions	d Services Equip	ENERGY STAR Dishwasher	Commercial Prescriptive & Custom	2015	0.3734%	2034	1.867%	2034	1.867%
371	NWS	Commercial	All	Education with Summer Sessions	d Services Equip	ENERGY STAR Dishwasher	Commercial Prescriptive & Custom	2015	0.6000%	2034	3.000%	2034	3.000%
372	NWS	Commercial	All	Education with Summer Sessions	d Services Equip	ENERGY STAR Dishwasher	*N/A	*N/A	*N/A	*N/A	*N/A	*N/A	*N/A
373	NWS	Commercial	All	Lodging	d Services Equip	ENERGY STAR Dishwasher	Commercial Prescriptive & Custom	2015	0.6000%	2034	3.000%	2034	3.000%
374	NWS	Commercial	All	Lodging	d Services Equip	ENERGY STAR Dishwasher	*N/A	*N/A	*N/A	*N/A	*N/A	*N/A	*N/A
375	NWS	Commercial	All	Lodging	d Services Equip	ENERGY STAR Dishwasher	*N/A	*N/A	*N/A	*N/A	*N/A	*N/A	*N/A
376	NWS	Commercial	All	Lodging	d Services Equip	ENERGY STAR Dishwasher	Commercial Prescriptive & Custom	2015	0.6000%	2034	3.000%	2034	3.000%
377	NWS	Commercial	All	Lodging	d Services Equip	ENERGY STAR Dishwasher	Commercial Prescriptive & Custom	2015	0.6000%	2034	3.000%	2034	3.000%
378	NWS	Commercial	All	Lodging	d Services Equip	ENERGY STAR Dishwasher	Commercial Prescriptive & Custom	2015	0.6000%	2034	3.000%	2034	3.000%
379	NWS	Commercial	All	Lodging	d Services Equip	ENERGY STAR Dishwasher	Commercial Prescriptive & Custom	2015	0.4461%	2034	2.230%	2034	2.230%
380	NWS	Commercial	All	Lodging	d Services Equip	ENERGY STAR Dishwasher	Commercial Prescriptive & Custom	2015	0.6000%	2034	3.000%	2034	3.000%
381	NWS	Commercial	All	Lodging	d Services Equip	ENERGY STAR Dishwasher	Commercial Prescriptive & Custom	2015	0.2321%	2034	1.161%	2034	1.161%
382	NWS	Commercial	All	Lodging	d Services Equip	ENERGY STAR Dishwasher	Commercial Prescriptive & Custom	2015	0.6000%	2034	3.000%	2034	3.000%
383	NWS	Commercial	All	Lodging	d Services Equip	ENERGY STAR Dishwasher	*N/A	*N/A	*N/A	*N/A	*N/A	*N/A	*N/A
384	NWS	Commercial	All	Lodging	d Services Equip	ENERGY STAR Dishwasher	*N/A	*N/A	*N/A	*N/A	*N/A	*N/A	*N/A
385	NWS	Commercial	All	Lodging	d Services Equip	ENERGY STAR Dishwasher	Commercial Prescriptive & Custom	2015	0.6000%	2034	3.000%	2034	3.000%
386	NWS	Commercial	All	Lodging	d Services Equip	ENERGY STAR Dishwasher	Commercial Prescriptive & Custom	2015	0.6000%	2034	3.000%	2034	3.000%
387	NWS	Commercial	All	Lodging	d Services Equip	ENERGY STAR Dishwasher	Commercial Prescriptive & Custom	2015	0.5882%	2034	2.941%	2034	2.941%
388	NWS	Commercial	All	Lodging	d Services Equip	ENERGY STAR Dishwasher	Commercial Prescriptive & Custom	2015	0.3734%	2034	1.867%	2034	1.867%
389	NWS	Commercial	All	Lodging	d Services Equip	ENERGY STAR Dishwasher	Commercial Prescriptive & Custom	2015	0.6000%	2034	3.000%	2034	3.000%
390	NWS	Commercial	All	Lodging	d Services Equip	ENERGY STAR Dishwasher	*N/A	*N/A	*N/A	*N/A	*N/A	*N/A	*N/A
391	NWS	Commercial	All	Restaurant	d Services Equip	ENERGY STAR Dishwasher	Commercial Prescriptive & Custom	2015	0.6000%	2034	3.000%	2034	3.000%
392	NWS	Commercial	All	Restaurant	d Services Equip	ENERGY STAR Dishwasher	*N/A	*N/A	*N/A	*N/A	*N/A	*N/A	*N/A
393	NWS	Commercial	All	Restaurant	d Services Equip	ENERGY STAR Dishwasher	*N/A	*N/A	*N/A	*N/A	*N/A	*N/A	*N/A
394	NWS	Commercial	All	Restaurant	d Services Equip	ENERGY STAR Dishwasher	Commercial Prescriptive & Custom	2015	0.6000%	2034	3.000%	2034	3.000%
395	NWS	Commercial	All	Restaurant	d Services Equip	ENERGY STAR Dishwasher	Commercial Prescriptive & Custom	2015	0.6000%	2034	3.000%	2034	3.000%
396	NWS	Commercial	All	Restaurant	d Services Equip	ENERGY STAR Dishwasher	Commercial Prescriptive & Custom	2015	0.6000%	2034	3.000%	2034	3.000%
397	NWS	Commercial	All	Restaurant	d Services Equip	ENERGY STAR Dishwasher	Commercial Prescriptive & Custom	2015	0.4461%	2034	2.230%	2034	2.230%
398	NWS	Commercial	All	Restaurant	d Services Equip	ENERGY STAR Dishwasher	Commercial Prescriptive & Custom	2015	0.6000%	2034	3.000%	2034	3.000%
399	NWS	Commercial	All	Restaurant	d Services Equip	ENERGY STAR Dishwasher	Commercial Prescriptive & Custom	2015	0.2321%	2034	1.161%	2034	1.161%
400	NWS	Commercial	All	Restaurant	d Services Equip	ENERGY STAR Dishwasher	Commercial Prescriptive & Custom	2015	0.6000%	2034	3.000%	2034	3.000%
401	NWS	Commercial	All	Restaurant	d Services Equip	ENERGY STAR Dishwasher	*N/A	*N/A	*N/A	*N/A	*N/A	*N/A	*N/A
402	NWS	Commercial	All	Restaurant	d Services Equip	ENERGY STAR Dishwasher	*N/A	*N/A	*N/A	*N/A	*N/A	*N/A	*N/A
403	NWS	Commercial	All	Restaurant	d Services Equip	ENERGY STAR Dishwasher	Commercial Prescriptive & Custom	2015	0.6000%	2034	3.000%	2034	3.000%
404	NWS	Commercial	All	Restaurant	d Services Equip	ENERGY STAR Dishwasher	Commercial Prescriptive & Custom	2015	0.6000%	2034	3.000%	2034	3.000%
405	NWS	Commercial	All	Restaurant	d Services Equip	ENERGY STAR Dishwasher	Commercial Prescriptive & Custom	2015	0.5882%	2034	2.941%	2034	2.941%
406	NWS	Commercial	All	Restaurant	d Services Equip	ENERGY STAR Dishwasher	Commercial Prescriptive & Custom	2015	0.3734%	2034	1.867%	2034	1.867%
407	NWS	Commercial	All	Restaurant	d Services Equip	ENERGY STAR Dishwasher	Commercial Prescriptive & Custom	2015	0.6000%	2034	3.000%	2034	3.000%
408	NWS	Commercial	All	Restaurant	d Services Equip	ENERGY STAR Dishwasher	*N/A	*N/A	*N/A	*N/A	*N/A	*N/A	*N/A
409	NWS	Commercial	All	Hospital	d Services Equip	ENERGY STAR Fryer	Commercial Prescriptive & Custom	2015	0.4923%	2034	2.462%	2034	2.462%
410	NWS	Commercial	All	Hospital	d Services Equip	ENERGY STAR Fryer	*N/A	*N/A	*N/A	*N/A	*N/A	*N/A	*N/A
411	NWS	Commercial	All	K12 Education	d Services Equip	ENERGY STAR Fryer	Commercial Prescriptive & Custom	2015	0.4923%	2034	2.462%	2034	2.462%
412	NWS	Commercial	All	K12 Education	d Services Equip	ENERGY STAR Fryer	*N/A	*N/A	*N/A	*N/A	*N/A	*N/A	*N/A
413	NWS	Commercial	All	Education with Summer Sessions	d Services Equip	ENERGY STAR Fryer	Commercial Prescriptive & Custom	2015	0.4923%	2034	2.462%	2034	2.462%
414	NWS	Commercial	All	Education with Summer Sessions	d Services Equip	ENERGY STAR Fryer	*N/A	*N/A	*N/A	*N/A	*N/A	*N/A	*N/A
415	NWS	Commercial	All	Lodging	d Services Equip	ENERGY STAR Fryer	Commercial Prescriptive & Custom	2015	0.4923%	2034	2.462%	2034	2.462%
416	NWS	Commercial	All	Lodging	d Services Equip	ENERGY STAR Fryer	*N/A	*N/A	*N/A	*N/A	*N/A	*N/A	*N/A
417	NWS	Commercial	All	Restaurant	d Services Equip	ENERGY STAR Fryer	Commercial Prescriptive & Custom	2015	0.4923%	2034	2.462%	2034	2.462%
418	NWS	Commercial	All	Restaurant	d Services Equip	ENERGY STAR Fryer	*N/A	*N/A	*N/A	*N/A	*N/A	*N/A	*N/A
419	NWS	Commercial	All	Hospital	d Services Equip	ENERGY STAR Griddle	*N/A	*N/A	*N/A	*N/A	*N/A	*N/A	*N/A
420	NWS	Commercial	All	K12 Education	d Services Equip	ENERGY STAR Griddle	*N/A	*N/A	*N/A	*N/A	*N/A	*N/A	*N/A

*N/A: Measure did not pass measure level screening and therefore was not included in a program

MEASURE DESCRIPTION							PROGRAM	PARTICIPATION REFERENCE CASE					
Measure ID	Weather Sensitive	Sector	Sub-Sector	Building Type	End Use	Measure Name	Program	First Year of Participation (So Year)	First Year Annual Participation Rate (So)	Year of Maximum Annual Participation (Smax Year)	Maximum Annual Participation Rate (Smax)	Final Year of Participation (Fo Year)	Final Year Annual Participation Rate (Fo)
421	NWS	Commercial	All	Education with Summer Sessions	d Services Equip	ENERGY STAR Griddle	*N/A	*N/A	*N/A	*N/A	*N/A	*N/A	*N/A
422	NWS	Commercial	All	Lodging	d Services Equip	ENERGY STAR Griddle	*N/A	*N/A	*N/A	*N/A	*N/A	*N/A	*N/A
423	NWS	Commercial	All	Restaurant	d Services Equip	ENERGY STAR Griddle	*N/A	*N/A	*N/A	*N/A	*N/A	*N/A	*N/A
424	NWS	Commercial	All	Hospital	d Services Equip	ENERGY STAR Hot Food Holding Cabinets	*N/A	*N/A	*N/A	*N/A	*N/A	*N/A	*N/A
425	NWS	Commercial	All	K12 Education	d Services Equip	ENERGY STAR Hot Food Holding Cabinets	*N/A	*N/A	*N/A	*N/A	*N/A	*N/A	*N/A
426	NWS	Commercial	All	Education with Summer Sessions	d Services Equip	ENERGY STAR Hot Food Holding Cabinets	*N/A	*N/A	*N/A	*N/A	*N/A	*N/A	*N/A
427	NWS	Commercial	All	Lodging	d Services Equip	ENERGY STAR Hot Food Holding Cabinets	*N/A	*N/A	*N/A	*N/A	*N/A	*N/A	*N/A
428	NWS	Commercial	All	Restaurant	d Services Equip	ENERGY STAR Hot Food Holding Cabinets	*N/A	*N/A	*N/A	*N/A	*N/A	*N/A	*N/A
429	NWS	Commercial	All	Hospital	d Services Equip	ENERGY STAR Electric Convection Ovens	*N/A	*N/A	*N/A	*N/A	*N/A	*N/A	*N/A
430	NWS	Commercial	All	Hospital	d Services Equip	ENERGY STAR Electric Convection Ovens	*N/A	*N/A	*N/A	*N/A	*N/A	*N/A	*N/A
431	NWS	Commercial	All	K12 Education	d Services Equip	ENERGY STAR Electric Convection Ovens	*N/A	*N/A	*N/A	*N/A	*N/A	*N/A	*N/A
432	NWS	Commercial	All	K12 Education	d Services Equip	ENERGY STAR Electric Convection Ovens	*N/A	*N/A	*N/A	*N/A	*N/A	*N/A	*N/A
433	NWS	Commercial	All	Education with Summer Sessions	d Services Equip	ENERGY STAR Electric Convection Ovens	*N/A	*N/A	*N/A	*N/A	*N/A	*N/A	*N/A
434	NWS	Commercial	All	Education with Summer Sessions	d Services Equip	ENERGY STAR Electric Convection Ovens	*N/A	*N/A	*N/A	*N/A	*N/A	*N/A	*N/A
435	NWS	Commercial	All	Lodging	d Services Equip	ENERGY STAR Electric Convection Ovens	*N/A	*N/A	*N/A	*N/A	*N/A	*N/A	*N/A
436	NWS	Commercial	All	Lodging	d Services Equip	ENERGY STAR Electric Convection Ovens	*N/A	*N/A	*N/A	*N/A	*N/A	*N/A	*N/A
437	NWS	Commercial	All	Restaurant	d Services Equip	ENERGY STAR Electric Convection Ovens	*N/A	*N/A	*N/A	*N/A	*N/A	*N/A	*N/A
438	NWS	Commercial	All	Restaurant	d Services Equip	ENERGY STAR Electric Convection Ovens	*N/A	*N/A	*N/A	*N/A	*N/A	*N/A	*N/A
439	NWS	Commercial	All	K12 Education	d Services Equip	ENERGY STAR Steam Cooker	Commercial Prescriptive & Custom	2015	0.3257%	2034	1.628%	2034	1.628%
440	NWS	Commercial	All	Education with Summer Sessions	d Services Equip	ENERGY STAR Steam Cooker	Commercial Prescriptive & Custom	2015	0.3257%	2034	1.628%	2034	1.628%
441	NWS	Commercial	All	Lodging	d Services Equip	ENERGY STAR Steam Cooker	Commercial Prescriptive & Custom	2015	0.3257%	2034	1.628%	2034	1.628%
442	NWS	Commercial	All	Restaurant	d Services Equip	ENERGY STAR Steam Cooker	Commercial Prescriptive & Custom	2015	0.3257%	2034	1.628%	2034	1.628%
443	NWS	Commercial	All	Hospital	d Services Equip	EPA WaterSense Pre-Rinse Spray Valve	*N/A	*N/A	*N/A	*N/A	*N/A	*N/A	*N/A
444	NWS	Commercial	All	Education with Summer Sessions	d Services Equip	EPA WaterSense Pre-Rinse Spray Valve	*N/A	*N/A	*N/A	*N/A	*N/A	*N/A	*N/A
445	NWS	Commercial	All	Lodging	d Services Equip	EPA WaterSense Pre-Rinse Spray Valve	*N/A	*N/A	*N/A	*N/A	*N/A	*N/A	*N/A
446	NWS	Commercial	All	Restaurant	d Services Equip	EPA WaterSense Pre-Rinse Spray Valve	*N/A	*N/A	*N/A	*N/A	*N/A	*N/A	*N/A
447	NWS	Commercial	All	Hospital	Service Hot Wate	Electric Storage Water Heater	*N/A	*N/A	*N/A	*N/A	*N/A	*N/A	*N/A
448	NWS	Commercial	All	Hospital	Service Hot Wate	Electric Storage Water Heater	*N/A	*N/A	*N/A	*N/A	*N/A	*N/A	*N/A
449	NWS	Commercial	All	K12 Education	Service Hot Wate	Electric Storage Water Heater	*N/A	*N/A	*N/A	*N/A	*N/A	*N/A	*N/A
450	NWS	Commercial	All	K12 Education	Service Hot Wate	Electric Storage Water Heater	*N/A	*N/A	*N/A	*N/A	*N/A	*N/A	*N/A
451	NWS	Commercial	All	K12 Education	Service Hot Wate	Electric Storage Water Heater	*N/A	*N/A	*N/A	*N/A	*N/A	*N/A	*N/A
452	NWS	Commercial	All	Education with Summer Sessions	Service Hot Wate	Electric Storage Water Heater	*N/A	*N/A	*N/A	*N/A	*N/A	*N/A	*N/A
453	NWS	Commercial	All	Education with Summer Sessions	Service Hot Wate	Electric Storage Water Heater	*N/A	*N/A	*N/A	*N/A	*N/A	*N/A	*N/A
454	NWS	Commercial	All	Education with Summer Sessions	Service Hot Wate	Electric Storage Water Heater	*N/A	*N/A	*N/A	*N/A	*N/A	*N/A	*N/A
455	NWS	Commercial	All	Lodging	Service Hot Wate	Electric Storage Water Heater	*N/A	*N/A	*N/A	*N/A	*N/A	*N/A	*N/A
456	NWS	Commercial	All	Lodging	Service Hot Wate	Electric Storage Water Heater	*N/A	*N/A	*N/A	*N/A	*N/A	*N/A	*N/A
457	NWS	Commercial	All	Lodging	Service Hot Wate	Electric Storage Water Heater	*N/A	*N/A	*N/A	*N/A	*N/A	*N/A	*N/A
458	NWS	Commercial	All	Restaurant	Service Hot Wate	Electric Storage Water Heater	Commercial Prescriptive & Custom	2015	0.2728%	2034	1.364%	2034	1.364%
459	NWS	Commercial	All	Restaurant	Service Hot Wate	Electric Storage Water Heater	Commercial Prescriptive & Custom	2015	0.4406%	2034	2.203%	2034	2.203%
460	NWS	Commercial	All	Restaurant	Service Hot Wate	Electric Storage Water Heater	Commercial Prescriptive & Custom	2015	0.3641%	2034	1.821%	2034	1.821%
461	NWS	Commercial	All	Hospital	Service Hot Wate	Heat Pump Storage Water Heater	*N/A	*N/A	*N/A	*N/A	*N/A	*N/A	*N/A
462	NWS	Commercial	All	K12 Education	Service Hot Wate	Heat Pump Storage Water Heater	*N/A	*N/A	*N/A	*N/A	*N/A	*N/A	*N/A
463	NWS	Commercial	All	Education with Summer Sessions	Service Hot Wate	Heat Pump Storage Water Heater	*N/A	*N/A	*N/A	*N/A	*N/A	*N/A	*N/A
464	NWS	Commercial	All	Lodging	Service Hot Wate	Heat Pump Storage Water Heater	*N/A	*N/A	*N/A	*N/A	*N/A	*N/A	*N/A
465	NWS	Commercial	All	Restaurant	Service Hot Wate	Heat Pump Storage Water Heater	*N/A	*N/A	*N/A	*N/A	*N/A	*N/A	*N/A
466	NWS	Commercial	All	Hospital	Service Hot Wate	Low Flow Faucet Aerators - Electric DHW fue	*N/A	*N/A	*N/A	*N/A	*N/A	*N/A	*N/A
467	NWS	Commercial	All	K12 Education	Service Hot Wate	Low Flow Faucet Aerators - Electric DHW fue	*N/A	*N/A	*N/A	*N/A	*N/A	*N/A	*N/A
468	NWS	Commercial	All	Education with Summer Sessions	Service Hot Wate	Low Flow Faucet Aerators - Electric DHW fue	*N/A	*N/A	*N/A	*N/A	*N/A	*N/A	*N/A
469	NWS	Commercial	All	Lodging	Service Hot Wate	Low Flow Faucet Aerators - Electric DHW fue	*N/A	*N/A	*N/A	*N/A	*N/A	*N/A	*N/A
470	NWS	Commercial	All	Restaurant	Service Hot Wate	Low Flow Faucet Aerators - Electric DHW fue	Commercial Prescriptive & Custom	2015	0.6000%	2034	3.000%	2034	3.000%
471	NWS	Commercial	Small Commercial	All	Lighting	Small Business Program Audit & Direct Instal	*N/A	*N/A	*N/A	*N/A	*N/A	*N/A	*N/A
472	NWS	Commercial	Small Commercial	All	Lighting	Small Business Program Audit & Direct Instal	Small Business Solutions	2015	0.4000%	2034	2.000%	2034	2.000%
473	NWS	Commercial	Small Commercial	All	Service Hot Wate	Small Business Program Audit & Direct Instal	*N/A	*N/A	*N/A	*N/A	*N/A	*N/A	*N/A
474	NWS	Commercial	Small Commercial	All	Lighting	Small Business Program Lighting Upgrade Package	Small Business Solutions	2015	0.3763%	2034	1.881%	2034	1.881%
475	NWS	Commercial	Small Commercial	All	Refrigeration	Small Business Program Refrigeration Upgrade Package	Small Business Solutions	2015	0.4000%	2034	2.000%	2034	2.000%
476	NWS	Commercial	All	Data Center	HVAC	Air Flow Management	Data Center	2015	9.5238%	2015	9.524%	2034	9.524%
477	NWS	Commercial	All	Data Center	HVAC	Air Flow Management	Data Center	2015	9.5238%	2015	9.524%	2034	9.524%
478	NWS	Commercial	All	Data Center	HVAC	Air Flow Management	Data Center	2015	9.5238%	2015	9.524%	2034	9.524%
479	NWS	Commercial	All	Data Center	HVAC	Air Flow Management	Data Center	2015	9.5238%	2015	9.524%	2034	9.524%
480	NWS	Commercial	All	Data Center	Miscellaneous	Load Distribution	Data Center	2015	9.5238%	2015	9.524%	2034	9.524%

*N/A: Measure did not pass measure level screening and therefore was not included in a program

MEASURE DESCRIPTION							PROGRAM	PARTICIPATION REFERENCE CASE					
Measure ID	Weather Sensitive	Sector	Sub-Sector	Building Type	End Use	Measure Name	Program	First Year of Participation (So Year)	First Year Annual Participation Rate (So)	Year of Maximum Annual Participation (Smax Year)	Maximum Annual Participation Rate (Smax)	Final Year of Participation (Fo Year)	Final Year Annual Participation Rate (Fo)
481	NWS	Commercial	All	Data Center	Miscellaneous	Load Distribution	Data Center	2015	9.5238%	2015	9.524%	2034	9.524%
482	NWS	Commercial	All	Data Center	Miscellaneous	Load Distribution	Data Center	2015	9.5238%	2015	9.524%	2034	9.524%
483	NWS	Commercial	All	Data Center	Miscellaneous	Load Distribution	Data Center	2015	9.5238%	2015	9.524%	2034	9.524%
484	NWS	Commercial	All	Data Center	HVAC	Waterside Economizer	*N/A	*N/A	*N/A	*N/A	*N/A	*N/A	*N/A
485	NWS	Commercial	All	Data Center	HVAC	Waterside Economizer	*N/A	*N/A	*N/A	*N/A	*N/A	*N/A	*N/A
486	NWS	Commercial	All	Data Center	HVAC	Air Flow Management	Data Center	2015	9.5238%	2015	9.524%	2034	9.524%
487	NWS	Commercial	All	Data Center	HVAC	Air Flow Management	Data Center	2015	9.5238%	2015	9.524%	2034	9.524%
488	NWS	Commercial	All	Data Center	HVAC	Air Flow Management	Data Center	2015	9.5238%	2015	9.524%	2034	9.524%
489	NWS	Commercial	All	Data Center	HVAC	Air Flow Management	Data Center	2015	9.5238%	2015	9.524%	2034	9.524%
490	NWS	Commercial	All	Data Center	Miscellaneous	Load Distribution	Data Center	2015	9.5238%	2015	9.524%	2034	9.524%
491	NWS	Commercial	All	Data Center	Miscellaneous	Load Distribution	Data Center	2015	9.5238%	2015	9.524%	2034	9.524%
492	NWS	Commercial	All	Data Center	Miscellaneous	Load Distribution	Data Center	2015	9.5238%	2015	9.524%	2034	9.524%
493	NWS	Commercial	All	Data Center	Miscellaneous	Load Distribution	Data Center	2015	9.5238%	2015	9.524%	2034	9.524%
494	NWS	Commercial	All	Data Center	HVAC	Waterside Economizer	Data Center	2015	9.5238%	2015	9.524%	2034	9.524%
495	NWS	Commercial	All	Data Center	HVAC	Waterside Economizer	Data Center	2015	9.5238%	2015	9.524%	2034	#N/A
496	WS	Commercial	Large Commercial	All	Misc	Commercial New Construction	Commercial New Construction	2015	10.0000%	2017	20.000%	2017	0.000%
497	WS	Commercial	Large Commercial	All	Misc	Commercial New Construction	Commercial New Construction	2018	25.0000%	2020	75.000%	2034	#N/A
498	WS	Commercial	Small Commercial	All	Misc	Commercial New Construction	Commercial New Construction	2015	10.0000%	2017	20.000%	2017	0.000%
499	WS	Commercial	Small Commercial	All	Misc	Commercial New Construction	Commercial New Construction	2018	25.0000%	2020	75.000%	2034	75.000%
500	WS	Commercial	Large Commercial	All	Misc	Retrocommissioning	RetroCommissioning	2015	1.0000%	2018	5.000%	2034	2.284%
501	WS	Commercial	Large Commercial	All	Misc	Retrocommissioning	RetroCommissioning	2015	1.0000%	2018	5.000%	2034	2.284%
502	NWS	Commercial	All	All	Misc	Enabled Dynamic Pricing (Non-Res	Non-Residential Dynamic Pricing	2015	0.3125%	2017	0.938%	2034	0.938%
503	NWS	Commercial	All	All	Misc	Non-Enabled Dynamic Pricing (Non-Res	Non-Residential Dynamic Pricing	2015	0.3125%	2017	0.938%	2034	0.938%

*N/A: Measure did not pass measure level screening and therefore was not included in a program

MEASURE DESCRIPTION							PROGRAM	PARTICIPATION LOW CASE					
Measure ID	Weather Sensitive	Sector	Sub-Sector	Building Type	End Use	Measure Name	Program	First Year of Participation (So Year)	First Year Annual Participation Rate (So)	Year of Maximum Annual Participation (Smax Year)	Maximum Annual Participation Rate (Smax)	Final Year of Participation (Fo Year)	Final Year Annual Participation Rate (Fo)
1	WS	Commercial	Small Commercial	All	HVAC	Unitary and Split System AC/HP Equipment	Commercial Prescriptive & Custom	2015	1.2%	2015	1.2%	2015	1.2%
2	WS	Commercial	Small Commercial	All	HVAC	Unitary and Split System AC/HP Equipment	Commercial Prescriptive & Custom	2015	0.7%	2015	0.7%	2015	0.7%
3	WS	Commercial	Small Commercial	All	HVAC	Unitary and Split System AC/HP Equipment	*N/A	*N/A	*N/A	*N/A	*N/A	*N/A	*N/A
4	WS	Commercial	Small Commercial	All	HVAC	Unitary and Split System AC/HP Equipment	Commercial Prescriptive & Custom	2015	1.7%	2015	1.7%	2015	1.7%
5	WS	Commercial	Small Commercial	All	HVAC	Unitary and Split System AC/HP Equipment	*N/A	*N/A	*N/A	*N/A	*N/A	*N/A	*N/A
6	WS	Commercial	Small Commercial	All	HVAC	Unitary and Split System AC/HP Equipment	Commercial Prescriptive & Custom	2015	0.5%	2015	0.5%	2015	0.5%
7	WS	Commercial	Small Commercial	All	HVAC	Unitary and Split System AC/HP Equipment	Commercial Prescriptive & Custom	2015	0.3%	2015	0.3%	2015	0.3%
8	WS	Commercial	Small Commercial	All	HVAC	Unitary and Split System AC/HP Equipment	Commercial Prescriptive & Custom	2015	1.9%	2015	1.9%	2015	1.9%
9	WS	Commercial	Small Commercial	All	HVAC	Unitary and Split System AC/HP Equipment	*N/A	*N/A	*N/A	*N/A	*N/A	*N/A	*N/A
10	WS	Commercial	Small Commercial	All	HVAC	Unitary and Split System AC/HP Equipment	Commercial Prescriptive & Custom	2015	1.7%	2015	1.7%	2015	1.7%
11	WS	Commercial	Small Commercial	All	HVAC	Unitary and Split System AC/HP Equipment	Commercial Prescriptive & Custom	2015	1.2%	2015	1.2%	2015	1.2%
12	WS	Commercial	Small Commercial	All	HVAC	Unitary and Split System AC/HP Equipment	Commercial Prescriptive & Custom	2015	1.9%	2015	1.9%	2015	1.9%
13	WS	Commercial	Large Commercial	K12 Education	HVAC	Unitary and Split System AC/HP Equipment	Commercial Prescriptive & Custom	2015	0.0%	2015	0.0%	2015	0.0%
14	WS	Commercial	Large Commercial	Education with Summer Sessions	HVAC	Unitary and Split System AC/HP Equipment	Commercial Prescriptive & Custom	2015	1.0%	2015	1.0%	2015	1.0%
15	WS	Commercial	Large Commercial	Lodging	HVAC	Unitary and Split System AC/HP Equipment	Commercial Prescriptive & Custom	2015	2.6%	2015	2.6%	2015	2.6%
16	WS	Commercial	Large Commercial	General Large Commercial	HVAC	Unitary and Split System AC/HP Equipment	Commercial Prescriptive & Custom	2015	1.0%	2015	1.0%	2015	1.0%
17	WS	Commercial	Large Commercial	K12 Education	HVAC	Unitary and Split System AC/HP Equipment	*N/A	*N/A	*N/A	*N/A	*N/A	*N/A	*N/A
18	WS	Commercial	Large Commercial	Education with Summer Sessions	HVAC	Unitary and Split System AC/HP Equipment	Commercial Prescriptive & Custom	2015	1.0%	2015	1.0%	2015	1.0%
19	WS	Commercial	Large Commercial	Lodging	HVAC	Unitary and Split System AC/HP Equipment	Commercial Prescriptive & Custom	2015	2.6%	2015	2.6%	2015	2.6%
20	WS	Commercial	Large Commercial	General Large Commercial	HVAC	Unitary and Split System AC/HP Equipment	Commercial Prescriptive & Custom	2015	1.0%	2015	1.0%	2015	1.0%
21	WS	Commercial	Large Commercial	K12 Education	HVAC	Unitary and Split System AC/HP Equipment	Commercial Prescriptive & Custom	2015	0.0%	2015	0.0%	2015	0.0%
22	WS	Commercial	Large Commercial	Education with Summer Sessions	HVAC	Unitary and Split System AC/HP Equipment	Commercial Prescriptive & Custom	2015	0.7%	2015	0.7%	2015	0.7%
23	WS	Commercial	Large Commercial	Lodging	HVAC	Unitary and Split System AC/HP Equipment	Commercial Prescriptive & Custom	2015	2.1%	2015	2.1%	2015	2.1%
24	WS	Commercial	Large Commercial	General Large Commercial	HVAC	Unitary and Split System AC/HP Equipment	Commercial Prescriptive & Custom	2015	0.7%	2015	0.7%	2015	0.7%
25	WS	Commercial	Small Commercial	All	HVAC	Unitary and Split System AC/HP Equipment	Commercial Prescriptive & Custom	2016	0.7%	2034	2.5%	2034	2.5%
26	WS	Commercial	Small Commercial	All	HVAC	Unitary and Split System AC/HP Equipment	Commercial Prescriptive & Custom	2016	0.9%	2034	3.0%	2034	3.0%
27	WS	Commercial	Small Commercial	All	HVAC	Unitary and Split System AC/HP Equipment	Commercial Prescriptive & Custom	2016	0.7%	2034	2.5%	2034	2.5%
28	WS	Commercial	Small Commercial	All	HVAC	Unitary and Split System AC/HP Equipment	Commercial Prescriptive & Custom	2016	0.9%	2034	3.0%	2034	3.0%
29	WS	Commercial	Small Commercial	All	HVAC	Unitary and Split System AC/HP Equipment	Commercial Prescriptive & Custom	2016	0.5%	2034	1.7%	2034	1.7%
30	WS	Commercial	Small Commercial	All	HVAC	Unitary and Split System AC/HP Equipment	Commercial Prescriptive & Custom	2016	0.5%	2034	1.7%	2034	1.7%
31	WS	Commercial	Large Commercial	K12 Education	HVAC	Unitary and Split System AC/HP Equipment	*N/A	*N/A	*N/A	*N/A	*N/A	*N/A	*N/A
32	WS	Commercial	Large Commercial	Education with Summer Sessions	HVAC	Unitary and Split System AC/HP Equipment	Commercial Prescriptive & Custom	2016	0.1%	2034	0.5%	2034	0.5%
33	WS	Commercial	Large Commercial	Lodging	HVAC	Unitary and Split System AC/HP Equipment	Commercial Prescriptive & Custom	2016	0.9%	2034	3.2%	2034	3.2%
34	WS	Commercial	Large Commercial	General Large Commercial	HVAC	Unitary and Split System AC/HP Equipment	Commercial Prescriptive & Custom	2016	0.2%	2034	0.5%	2034	0.5%
35	WS	Commercial	Large Commercial	K12 Education	HVAC	Unitary and Split System AC/HP Equipment	*N/A	*N/A	*N/A	*N/A	*N/A	*N/A	*N/A
36	WS	Commercial	Large Commercial	Education with Summer Sessions	HVAC	Unitary and Split System AC/HP Equipment	*N/A	*N/A	*N/A	*N/A	*N/A	*N/A	*N/A
37	WS	Commercial	Large Commercial	Lodging	HVAC	Unitary and Split System AC/HP Equipment	*N/A	*N/A	*N/A	*N/A	*N/A	*N/A	*N/A
38	WS	Commercial	Large Commercial	General Large Commercial	HVAC	Unitary and Split System AC/HP Equipment	*N/A	*N/A	*N/A	*N/A	*N/A	*N/A	*N/A
39	WS	Commercial	Small Commercial	Lodging	HVAC	PTAC	*N/A	*N/A	*N/A	*N/A	*N/A	*N/A	*N/A
40	NWS	Commercial	Small Commercial	Lodging	HVAC	Occupancy-Based PTAC/PTHP Controls	*N/A	*N/A	*N/A	*N/A	*N/A	*N/A	*N/A
41	WS	Commercial	Large Commercial	K12 Education	HVAC	Air or Water Cooled Chilling Equipment (Chillers)	*N/A	*N/A	*N/A	*N/A	*N/A	*N/A	*N/A
42	WS	Commercial	Large Commercial	Education with Summer Sessions	HVAC	Air or Water Cooled Chilling Equipment (Chillers)	Commercial Prescriptive & Custom	2015	0.0%	2034	0.2%	2034	0.2%
43	WS	Commercial	Large Commercial	Lodging	HVAC	Air or Water Cooled Chilling Equipment (Chillers)	Commercial Prescriptive & Custom	2015	0.3%	2034	1.8%	2034	1.8%
44	WS	Commercial	Large Commercial	General Large Commercial	HVAC	Air or Water Cooled Chilling Equipment (Chillers)	Commercial Prescriptive & Custom	2015	0.0%	2034	0.2%	2034	0.2%
45	WS	Commercial	Large Commercial	K12 Education	HVAC	Air or Water Cooled Chilling Equipment (Chillers)	*N/A	*N/A	*N/A	*N/A	*N/A	*N/A	*N/A
46	WS	Commercial	Large Commercial	Education with Summer Sessions	HVAC	Air or Water Cooled Chilling Equipment (Chillers)	*N/A	*N/A	*N/A	*N/A	*N/A	*N/A	*N/A
47	WS	Commercial	Large Commercial	Lodging	HVAC	Air or Water Cooled Chilling Equipment (Chillers)	Commercial Prescriptive & Custom	2015	0.9%	2034	5.5%	2034	5.5%
48	WS	Commercial	Large Commercial	General Large Commercial	HVAC	Air or Water Cooled Chilling Equipment (Chillers)	*N/A	*N/A	*N/A	*N/A	*N/A	*N/A	*N/A
49	WS	Commercial	Large Commercial	Hospital	HVAC	Air or Water Cooled Chilling Equipment (Chillers)	Commercial Prescriptive & Custom	2015	0.6%	2034	3.6%	2034	3.6%
50	WS	Commercial	Large Commercial	K12 Education	HVAC	Air or Water Cooled Chilling Equipment (Chillers)	*N/A	*N/A	*N/A	*N/A	*N/A	*N/A	*N/A
51	WS	Commercial	Large Commercial	Education with Summer Sessions	HVAC	Air or Water Cooled Chilling Equipment (Chillers)	Commercial Prescriptive & Custom	2015	0.0%	2034	0.3%	2034	0.3%
52	WS	Commercial	Large Commercial	Lodging	HVAC	Air or Water Cooled Chilling Equipment (Chillers)	Commercial Prescriptive & Custom	2015	0.4%	2034	2.2%	2034	2.2%
53	WS	Commercial	Large Commercial	General Large Commercial	HVAC	Air or Water Cooled Chilling Equipment (Chillers)	Commercial Prescriptive & Custom	2015	0.0%	2034	0.3%	2034	0.3%
54	WS	Commercial	Large Commercial	Hospital	HVAC	Air or Water Cooled Chilling Equipment (Chillers)	Commercial Prescriptive & Custom	2015	4.8%	2034	28.9%	2034	28.9%
55	WS	Commercial	Large Commercial	K12 Education	HVAC	Air or Water Cooled Chilling Equipment (Chillers)	*N/A	*N/A	*N/A	*N/A	*N/A	*N/A	*N/A
56	WS	Commercial	Large Commercial	Education with Summer Sessions	HVAC	Air or Water Cooled Chilling Equipment (Chillers)	Commercial Prescriptive & Custom	2015	1.9%	2034	11.2%	2034	11.2%
57	WS	Commercial	Large Commercial	Lodging	HVAC	Air or Water Cooled Chilling Equipment (Chillers)	Commercial Prescriptive & Custom	2015	4.0%	2034	24.1%	2034	24.1%
58	WS	Commercial	Large Commercial	General Large Commercial	HVAC	Air or Water Cooled Chilling Equipment (Chillers)	Commercial Prescriptive & Custom	2015	2.0%	2034	11.8%	2034	11.8%
59	WS	Commercial	Large Commercial	Hospital	HVAC	Air or Water Cooled Chilling Equipment (Chillers)	Commercial Prescriptive & Custom	2015	1.5%	2034	8.8%	2034	8.8%
60	WS	Commercial	Large Commercial	Education with Summer Sessions	HVAC	Air or Water Cooled Chilling Equipment (Chillers)	Commercial Prescriptive & Custom	2015	0.2%	2034	1.3%	2034	1.3%

*N/A: Measure did not pass measure level screening and therefore was not included in a program

MEASURE DESCRIPTION							PROGRAM	PARTICIPATION LOW CASE					
Measure ID	Weather Sensitive	Sector	Sub-Sector	Building Type	End Use	Measure Name	Program	First Year of Participation (So Year)	First Year Annual Participation Rate (So)	Year of Maximum Annual Participation (Smax Year)	Maximum Annual Participation Rate (Smax)	Final Year of Participation (Fo Year)	Final Year Annual Participation Rate (Fo)
61	WS	Commercial	Large Commercial	Lodging	HVAC	Air or Water Cooled Chilling Equipment (Chillers)	Commercial Prescriptive & Custom	2015	1.0%	2034	6.1%	2034	6.1%
62	WS	Commercial	Large Commercial	General Large Commercial	HVAC	Air or Water Cooled Chilling Equipment (Chillers)	Commercial Prescriptive & Custom	2015	0.2%	2034	1.4%	2034	1.4%
63	WS	Commercial	Large Commercial	Hospital	HVAC	Air or Water Cooled Chilling Equipment (Chillers)	Commercial Prescriptive & Custom	2015	2.7%	2034	16.1%	2034	16.1%
64	WS	Commercial	Large Commercial	Education with Summer Sessions	HVAC	Air or Water Cooled Chilling Equipment (Chillers)	Commercial Prescriptive & Custom	2015	0.6%	2034	3.9%	2034	3.9%
65	WS	Commercial	Large Commercial	Lodging	HVAC	Air or Water Cooled Chilling Equipment (Chillers)	Commercial Prescriptive & Custom	2015	2.0%	2034	12.2%	2034	12.2%
66	WS	Commercial	Large Commercial	General Large Commercial	HVAC	Air or Water Cooled Chilling Equipment (Chillers)	Commercial Prescriptive & Custom	2015	0.7%	2034	4.2%	2034	4.2%
67	NWS	Commercial	Large Commercial	Hospital	HVAC	Variable Speed Drives for HVAC	Commercial Prescriptive & Custom	2015	0.0%	2034	0.1%	2034	0.1%
68	NWS	Commercial	Large Commercial	Hospital	HVAC	Variable Speed Drives for HVAC	Commercial Prescriptive & Custom	2015	0.0%	2034	0.0%	2034	0.0%
69	NWS	Commercial	Large Commercial	Hospital	HVAC	Variable Speed Drives for HVAC	Commercial Prescriptive & Custom	2015	0.0%	2034	0.1%	2034	0.1%
70	NWS	Commercial	Large Commercial	Hospital	HVAC	Variable Speed Drives for HVAC	Commercial Prescriptive & Custom	2015	0.0%	2034	0.1%	2034	0.1%
71	NWS	Commercial	Large Commercial	K12 Education	HVAC	Variable Speed Drives for HVAC	Commercial Prescriptive & Custom	2015	0.0%	2034	0.0%	2034	0.0%
72	NWS	Commercial	Large Commercial	K12 Education	HVAC	Variable Speed Drives for HVAC	Commercial Prescriptive & Custom	2015	0.0%	2034	0.0%	2034	0.0%
73	NWS	Commercial	Large Commercial	K12 Education	HVAC	Variable Speed Drives for HVAC	Commercial Prescriptive & Custom	2015	0.0%	2034	0.1%	2034	0.1%
74	NWS	Commercial	Large Commercial	K12 Education	HVAC	Variable Speed Drives for HVAC	Commercial Prescriptive & Custom	2015	0.0%	2034	0.1%	2034	0.1%
75	NWS	Commercial	Large Commercial	Education with Summer Sessions	HVAC	Variable Speed Drives for HVAC	Commercial Prescriptive & Custom	2015	0.0%	2034	0.0%	2034	0.0%
76	NWS	Commercial	Large Commercial	Education with Summer Sessions	HVAC	Variable Speed Drives for HVAC	Commercial Prescriptive & Custom	2015	0.0%	2034	0.0%	2034	0.0%
77	NWS	Commercial	Large Commercial	Education with Summer Sessions	HVAC	Variable Speed Drives for HVAC	Commercial Prescriptive & Custom	2015	0.0%	2034	0.1%	2034	0.1%
78	NWS	Commercial	Large Commercial	Education with Summer Sessions	HVAC	Variable Speed Drives for HVAC	Commercial Prescriptive & Custom	2015	0.0%	2034	0.1%	2034	0.1%
79	NWS	Commercial	Large Commercial	Lodging	HVAC	Variable Speed Drives for HVAC	Commercial Prescriptive & Custom	2015	0.0%	2034	0.1%	2034	0.1%
80	NWS	Commercial	Large Commercial	Lodging	HVAC	Variable Speed Drives for HVAC	Commercial Prescriptive & Custom	2015	0.0%	2034	0.0%	2034	0.0%
81	NWS	Commercial	Large Commercial	Lodging	HVAC	Variable Speed Drives for HVAC	Commercial Prescriptive & Custom	2015	0.0%	2034	0.1%	2034	0.1%
82	NWS	Commercial	Large Commercial	Lodging	HVAC	Variable Speed Drives for HVAC	Commercial Prescriptive & Custom	2015	0.0%	2034	0.1%	2034	0.1%
83	NWS	Commercial	Large Commercial	General Large Commercial	HVAC	Variable Speed Drives for HVAC	Commercial Prescriptive & Custom	2015	0.0%	2034	0.1%	2034	0.1%
84	NWS	Commercial	Large Commercial	General Large Commercial	HVAC	Variable Speed Drives for HVAC	Commercial Prescriptive & Custom	2015	0.0%	2034	0.0%	2034	0.0%
85	NWS	Commercial	Large Commercial	General Large Commercial	HVAC	Variable Speed Drives for HVAC	Commercial Prescriptive & Custom	2015	0.0%	2034	0.1%	2034	0.1%
86	NWS	Commercial	Large Commercial	General Large Commercial	HVAC	Variable Speed Drives for HVAC	Commercial Prescriptive & Custom	2015	0.0%	2034	0.1%	2034	0.1%
87	NWS	Commercial	Small Commercial	All	HVAC	Dual Enthalpy Economizer	Commercial Prescriptive & Custom	2015	0.0%	2034	0.0%	2034	0.0%
88	NWS	Commercial	Large Commercial	All	HVAC	Dual Enthalpy Economizer	Commercial Prescriptive & Custom	2015	0.0%	2034	0.0%	2034	0.0%
89	NWS	Commercial	Small Commercial	All	HVAC	Demand Controlled Ventilation	Commercial Prescriptive & Custom	2015	0.0%	2034	0.0%	2034	0.0%
90	NWS	Commercial	Large Commercial	All	HVAC	Demand Controlled Ventilation	Commercial Prescriptive & Custom	2015	0.0%	2034	0.0%	2034	0.0%
91	WS	Commercial	Small Commercial	All	HVAC	Ground Source Heatpump	*N/A	*N/A	*N/A	*N/A	*N/A	*N/A	*N/A
92	WS	Commercial	Small Commercial	All	HVAC	AC Tune-Up	Small Business Solutions	2015	0.1%	2034	0.4%	2034	0.4%
93	NWS	Commercial	Small Commercial	All	HVAC	Electronically Commutated Motors for Refrigeration and HVAC Applications	Small Business Solutions	2015	0.2%	2034	1.3%	2034	1.3%
94	NWS	Commercial	All	Hospital	Lighting	High Performance T8/T5 with Low-BF Ballast	*N/A	*N/A	*N/A	*N/A	*N/A	*N/A	*N/A
95	NWS	Commercial	All	Hospital	Lighting	High Performance T8/T5 with Low-BF Ballast	*N/A	*N/A	*N/A	*N/A	*N/A	*N/A	*N/A
96	NWS	Commercial	All	Hospital	Lighting	High Performance T8/T5 with Low-BF Ballast	*N/A	*N/A	*N/A	*N/A	*N/A	*N/A	*N/A
97	NWS	Commercial	All	Hospital	Lighting	High Performance T8/T5 with Low-BF Ballast	*N/A	*N/A	*N/A	*N/A	*N/A	*N/A	*N/A
98	NWS	Commercial	All	K12 Education	Lighting	High Performance T8/T5 with Low-BF Ballast	*N/A	*N/A	*N/A	*N/A	*N/A	*N/A	*N/A
99	NWS	Commercial	All	K12 Education	Lighting	High Performance T8/T5 with Low-BF Ballast	*N/A	*N/A	*N/A	*N/A	*N/A	*N/A	*N/A
100	NWS	Commercial	All	K12 Education	Lighting	High Performance T8/T5 with Low-BF Ballast	*N/A	*N/A	*N/A	*N/A	*N/A	*N/A	*N/A
101	NWS	Commercial	All	K12 Education	Lighting	High Performance T8/T5 with Low-BF Ballast	*N/A	*N/A	*N/A	*N/A	*N/A	*N/A	*N/A
102	NWS	Commercial	All	Education with Summer Sessions	Lighting	High Performance T8/T5 with Low-BF Ballast	*N/A	*N/A	*N/A	*N/A	*N/A	*N/A	*N/A
103	NWS	Commercial	All	Education with Summer Sessions	Lighting	High Performance T8/T5 with Low-BF Ballast	*N/A	*N/A	*N/A	*N/A	*N/A	*N/A	*N/A
104	NWS	Commercial	All	Education with Summer Sessions	Lighting	High Performance T8/T5 with Low-BF Ballast	*N/A	*N/A	*N/A	*N/A	*N/A	*N/A	*N/A
105	NWS	Commercial	All	Education with Summer Sessions	Lighting	High Performance T8/T5 with Low-BF Ballast	*N/A	*N/A	*N/A	*N/A	*N/A	*N/A	*N/A
106	NWS	Commercial	All	Lodging	Lighting	High Performance T8/T5 with Low-BF Ballast	*N/A	*N/A	*N/A	*N/A	*N/A	*N/A	*N/A
107	NWS	Commercial	All	Lodging	Lighting	High Performance T8/T5 with Low-BF Ballast	*N/A	*N/A	*N/A	*N/A	*N/A	*N/A	*N/A
108	NWS	Commercial	All	Lodging	Lighting	High Performance T8/T5 with Low-BF Ballast	*N/A	*N/A	*N/A	*N/A	*N/A	*N/A	*N/A
109	NWS	Commercial	All	Lodging	Lighting	High Performance T8/T5 with Low-BF Ballast	*N/A	*N/A	*N/A	*N/A	*N/A	*N/A	*N/A
110	NWS	Commercial	All	General Large Commercial	Lighting	High Performance T8/T5 with Low-BF Ballast	*N/A	*N/A	*N/A	*N/A	*N/A	*N/A	*N/A
111	NWS	Commercial	All	General Large Commercial	Lighting	High Performance T8/T5 with Low-BF Ballast	*N/A	*N/A	*N/A	*N/A	*N/A	*N/A	*N/A
112	NWS	Commercial	All	General Large Commercial	Lighting	High Performance T8/T5 with Low-BF Ballast	*N/A	*N/A	*N/A	*N/A	*N/A	*N/A	*N/A
113	NWS	Commercial	All	General Large Commercial	Lighting	High Performance T8/T5 with Low-BF Ballast	*N/A	*N/A	*N/A	*N/A	*N/A	*N/A	*N/A
114	NWS	Commercial	All	General Small Commercial	Lighting	High Performance T8/T5 with Low-BF Ballast	*N/A	*N/A	*N/A	*N/A	*N/A	*N/A	*N/A
115	NWS	Commercial	All	General Small Commercial	Lighting	High Performance T8/T5 with Low-BF Ballast	*N/A	*N/A	*N/A	*N/A	*N/A	*N/A	*N/A
116	NWS	Commercial	All	General Small Commercial	Lighting	High Performance T8/T5 with Low-BF Ballast	*N/A	*N/A	*N/A	*N/A	*N/A	*N/A	*N/A
117	NWS	Commercial	All	General Small Commercial	Lighting	High Performance T8/T5 with Low-BF Ballast	*N/A	*N/A	*N/A	*N/A	*N/A	*N/A	*N/A
118	NWS	Commercial	All	Hospital	Lighting	Reduced Wattage T8/T5 Lamps	Commercial Prescriptive & Custom	2015	0.7%	2034	4.0%	2034	4.0%
119	NWS	Commercial	All	K12 Education	Lighting	Reduced Wattage T8/T5 Lamps	Commercial Prescriptive & Custom	2015	0.5%	2034	3.2%	2034	3.2%
120	NWS	Commercial	All	Education with Summer Sessions	Lighting	Reduced Wattage T8/T5 Lamps	Commercial Prescriptive & Custom	2015	0.6%	2034	3.6%	2034	3.6%

*N/A: Measure did not pass measure level screening and therefore was not included in a program

MEASURE DESCRIPTION							PROGRAM	PARTICIPATION LOW CASE					
Measure ID	Weather Sensitive	Sector	Sub-Sector	Building Type	End Use	Measure Name	Program	First Year of Participation (So Year)	First Year Annual Participation Rate (So)	Year of Maximum Annual Participation (Smax Year)	Maximum Annual Participation Rate (Smax)	Final Year of Participation (Fo Year)	Final Year Annual Participation Rate (Fo)
121	NWS	Commercial	All	Lodging	Lighting	Reduced Wattage T8/T5 Lamps	Commercial Prescriptive & Custom	2015	0.7%	2034	4.0%	2034	4.0%
122	NWS	Commercial	All	General Large Commercial	Lighting	Reduced Wattage T8/T5 Lamps	Commercial Prescriptive & Custom	2015	0.6%	2034	3.6%	2034	3.6%
123	NWS	Commercial	All	General Small Commercial	Lighting	Reduced Wattage T8/T5 Lamps	Commercial Prescriptive & Custom	2015	0.6%	2034	3.7%	2034	3.7%
124	NWS	Commercial	All	Hospital	Lighting	Reduced Wattage T8/T5 Lamps	*N/A	*N/A	*N/A	*N/A	*N/A	*N/A	*N/A
125	NWS	Commercial	All	K12 Education	Lighting	Reduced Wattage T8/T5 Lamps	*N/A	*N/A	*N/A	*N/A	*N/A	*N/A	*N/A
126	NWS	Commercial	All	Education with Summer Sessions	Lighting	Reduced Wattage T8/T5 Lamps	*N/A	*N/A	*N/A	*N/A	*N/A	*N/A	*N/A
127	NWS	Commercial	All	Lodging	Lighting	Reduced Wattage T8/T5 Lamps	*N/A	*N/A	*N/A	*N/A	*N/A	*N/A	*N/A
128	NWS	Commercial	All	General Large Commercial	Lighting	Reduced Wattage T8/T5 Lamps	*N/A	*N/A	*N/A	*N/A	*N/A	*N/A	*N/A
129	NWS	Commercial	All	General Small Commercial	Lighting	Reduced Wattage T8/T5 Lamps	*N/A	*N/A	*N/A	*N/A	*N/A	*N/A	*N/A
130	NWS	Commercial	All	Hospital	Lighting	Linear Florescent Fixture Upgrade	Commercial Prescriptive & Custom	2015	0.2%	2034	1.4%	2034	1.4%
131	NWS	Commercial	All	K12 Education	Lighting	Linear Florescent Fixture Upgrade	Commercial Prescriptive & Custom	2015	0.1%	2034	0.3%	2034	0.3%
132	NWS	Commercial	All	Education with Summer Sessions	Lighting	Linear Florescent Fixture Upgrade	Commercial Prescriptive & Custom	2015	0.0%	2034	0.1%	2034	0.1%
133	NWS	Commercial	All	Lodging	Lighting	Linear Florescent Fixture Upgrade	Commercial Prescriptive & Custom	2015	0.3%	2034	1.7%	2034	1.7%
134	NWS	Commercial	All	General Large Commercial	Lighting	Linear Florescent Fixture Upgrade	Commercial Prescriptive & Custom	2015	0.1%	2034	0.7%	2034	0.7%
135	NWS	Commercial	All	General Small Commercial	Lighting	Linear Florescent Fixture Upgrade	Commercial Prescriptive & Custom	2015	0.1%	2034	0.8%	2034	0.8%
136	NWS	Commercial	All	Hospital	Lighting	Linear Florescent Fixture Upgrade	Commercial Prescriptive & Custom	2015	0.5%	2034	2.8%	2034	2.8%
137	NWS	Commercial	All	K12 Education	Lighting	Linear Florescent Fixture Upgrade	Commercial Prescriptive & Custom	2015	0.2%	2034	1.2%	2034	1.2%
138	NWS	Commercial	All	Education with Summer Sessions	Lighting	Linear Florescent Fixture Upgrade	Commercial Prescriptive & Custom	2015	0.3%	2034	1.7%	2034	1.7%
139	NWS	Commercial	All	Lodging	Lighting	Linear Florescent Fixture Upgrade	Commercial Prescriptive & Custom	2015	0.5%	2034	3.1%	2034	3.1%
140	NWS	Commercial	All	General Large Commercial	Lighting	Linear Florescent Fixture Upgrade	Commercial Prescriptive & Custom	2015	0.3%	2034	1.8%	2034	1.8%
141	NWS	Commercial	All	General Small Commercial	Lighting	Linear Florescent Fixture Upgrade	Commercial Prescriptive & Custom	2015	0.3%	2034	2.1%	2034	2.1%
142	NWS	Commercial	All	Hospital	Lighting	Linear Florescent Fixture Upgrade	Commercial Prescriptive & Custom	2015	0.1%	2034	0.6%	2034	0.6%
143	NWS	Commercial	All	K12 Education	Lighting	Linear Florescent Fixture Upgrade	Commercial Prescriptive & Custom	2015	0.0%	2034	0.0%	2034	0.0%
144	NWS	Commercial	All	Education with Summer Sessions	Lighting	Linear Florescent Fixture Upgrade	Commercial Prescriptive & Custom	2015	0.0%	2034	0.1%	2034	0.1%
145	NWS	Commercial	All	Lodging	Lighting	Linear Florescent Fixture Upgrade	Commercial Prescriptive & Custom	2015	0.1%	2034	0.8%	2034	0.8%
146	NWS	Commercial	All	General Large Commercial	Lighting	Linear Florescent Fixture Upgrade	Commercial Prescriptive & Custom	2015	0.0%	2034	0.2%	2034	0.2%
147	NWS	Commercial	All	General Small Commercial	Lighting	Linear Florescent Fixture Upgrade	Commercial Prescriptive & Custom	2015	0.0%	2034	0.2%	2034	0.2%
148	NWS	Commercial	All	Hospital	Lighting	Linear Florescent Fixture Upgrade	Commercial Prescriptive & Custom	2015	0.3%	2034	1.9%	2034	1.9%
149	NWS	Commercial	All	K12 Education	Lighting	Linear Florescent Fixture Upgrade	Commercial Prescriptive & Custom	2015	0.1%	2034	0.5%	2034	0.5%
150	NWS	Commercial	All	Education with Summer Sessions	Lighting	Linear Florescent Fixture Upgrade	Commercial Prescriptive & Custom	2015	0.2%	2034	0.9%	2034	0.9%
151	NWS	Commercial	All	Lodging	Lighting	Linear Florescent Fixture Upgrade	Commercial Prescriptive & Custom	2015	0.4%	2034	2.2%	2034	2.2%
152	NWS	Commercial	All	General Large Commercial	Lighting	Linear Florescent Fixture Upgrade	Commercial Prescriptive & Custom	2015	0.2%	2034	1.0%	2034	1.0%
153	NWS	Commercial	All	General Small Commercial	Lighting	Linear Florescent Fixture Upgrade	Commercial Prescriptive & Custom	2015	0.2%	2034	1.2%	2034	1.2%
154	NWS	Commercial	All	Hospital	Lighting	Commercial Standard CFL	*N/A	*N/A	*N/A	*N/A	*N/A	*N/A	*N/A
155	NWS	Commercial	All	Hospital	Lighting	Commercial Standard CFL	*N/A	*N/A	*N/A	*N/A	*N/A	*N/A	*N/A
156	NWS	Commercial	All	K12 Education	Lighting	Commercial Standard CFL	*N/A	*N/A	*N/A	*N/A	*N/A	*N/A	*N/A
157	NWS	Commercial	All	K12 Education	Lighting	Commercial Standard CFL	*N/A	*N/A	*N/A	*N/A	*N/A	*N/A	*N/A
158	NWS	Commercial	All	Education with Summer Sessions	Lighting	Commercial Standard CFL	*N/A	*N/A	*N/A	*N/A	*N/A	*N/A	*N/A
159	NWS	Commercial	All	Education with Summer Sessions	Lighting	Commercial Standard CFL	*N/A	*N/A	*N/A	*N/A	*N/A	*N/A	*N/A
160	NWS	Commercial	All	Lodging	Lighting	Commercial Standard CFL	Commercial Prescriptive & Custom	2015	0.5%	2034	3.0%	2034	3.0%
161	NWS	Commercial	All	Lodging	Lighting	Commercial Standard CFL	Commercial Prescriptive & Custom	2015	0.5%	2034	3.0%	2034	3.0%
162	NWS	Commercial	All	General Large Commercial	Lighting	Commercial Standard CFL	*N/A	*N/A	*N/A	*N/A	*N/A	*N/A	*N/A
163	NWS	Commercial	All	General Large Commercial	Lighting	Commercial Standard CFL	*N/A	*N/A	*N/A	*N/A	*N/A	*N/A	*N/A
164	NWS	Commercial	All	General Small Commercial	Lighting	Commercial Standard CFL	*N/A	*N/A	*N/A	*N/A	*N/A	*N/A	*N/A
165	NWS	Commercial	All	General Small Commercial	Lighting	Commercial Standard CFL	*N/A	*N/A	*N/A	*N/A	*N/A	*N/A	*N/A
166	NWS	Commercial	All	Hospital	Lighting	LED Bulbs	Commercial Prescriptive & Custom	2015	0.8%	2020	4.2%	2020	4.2%
167	NWS	Commercial	All	Hospital	Lighting	LED Bulbs	Commercial Prescriptive & Custom	2015	1.2%	2034	7.0%	2034	7.0%
168	NWS	Commercial	All	K12 Education	Lighting	LED Bulbs	Commercial Prescriptive & Custom	2015	0.7%	2020	3.4%	2020	3.4%
169	NWS	Commercial	All	K12 Education	Lighting	LED Bulbs	Commercial Prescriptive & Custom	2015	1.0%	2034	6.3%	2034	6.3%
170	NWS	Commercial	All	Education with Summer Sessions	Lighting	LED Bulbs	Commercial Prescriptive & Custom	2015	0.7%	2020	3.8%	2020	3.8%
171	NWS	Commercial	All	Education with Summer Sessions	Lighting	LED Bulbs	Commercial Prescriptive & Custom	2015	1.1%	2034	6.7%	2034	6.7%
172	NWS	Commercial	All	Lodging	Lighting	LED Bulbs	Commercial Prescriptive & Custom	2015	0.7%	2020	3.6%	2020	3.6%
173	NWS	Commercial	All	Lodging	Lighting	LED Bulbs	Commercial Prescriptive & Custom	2015	1.1%	2034	6.5%	2034	6.5%
174	NWS	Commercial	All	General Large Commercial	Lighting	LED Bulbs	Commercial Prescriptive & Custom	2015	0.7%	2020	3.8%	2020	3.8%
175	NWS	Commercial	All	General Large Commercial	Lighting	LED Bulbs	Commercial Prescriptive & Custom	2015	1.1%	2034	6.8%	2034	6.8%
176	NWS	Commercial	All	General Small Commercial	Lighting	LED Bulbs	Commercial Prescriptive & Custom	2015	0.8%	2020	3.9%	2020	3.9%
177	NWS	Commercial	All	General Small Commercial	Lighting	LED Bulbs	Commercial Prescriptive & Custom	2015	1.2%	2034	7.0%	2034	7.0%
178	NWS	Commercial	Large Commercial	All	Lighting	Efficient High Bay Lighting	Commercial Prescriptive & Custom	2015	0.0%	2034	0.3%	2034	0.3%
179	NWS	Commercial	Small Commercial	All	Lighting	Efficient High Bay Lighting	Commercial Prescriptive & Custom	2015	0.1%	2034	0.4%	2034	0.4%
180	NWS	Commercial	Large Commercial	All	Lighting	Efficient High Bay Lighting	Commercial Prescriptive & Custom	2015	0.1%	2034	0.6%	2034	0.6%

*N/A: Measure did not pass measure level screening and therefore was not included in a program

MEASURE DESCRIPTION							PROGRAM	PARTICIPATION LOW CASE					
Measure ID	Weather Sensitive	Sector	Sub-Sector	Building Type	End Use	Measure Name	Program	First Year of Participation (So Year)	First Year Annual Participation Rate (So)	Year of Maximum Annual Participation (Smax Year)	Maximum Annual Participation Rate (Smax)	Final Year of Participation (Fo Year)	Final Year Annual Participation Rate (Fo)
181	NWS	Commercial	Small Commercial	All	Lighting	Efficient High Bay Lighting	Commercial Prescriptive & Custom	2015	0.1%	2034	0.7%	2034	0.7%
182	NWS	Commercial	Large Commercial	All	Lighting	Efficient High Bay Lighting	Commercial Prescriptive & Custom	2015	0.1%	2034	0.7%	2034	0.7%
183	NWS	Commercial	Small Commercial	All	Lighting	Efficient High Bay Lighting	Commercial Prescriptive & Custom	2015	0.1%	2034	0.8%	2034	0.8%
184	NWS	Commercial	Large Commercial	All	Lighting	Efficient High Bay Lighting	Commercial Prescriptive & Custom	2015	0.2%	2034	1.2%	2034	1.2%
185	NWS	Commercial	Small Commercial	All	Lighting	Efficient High Bay Lighting	Commercial Prescriptive & Custom	2015	0.2%	2034	1.3%	2034	1.3%
186	NWS	Commercial	Large Commercial	All	Lighting	Efficient High Bay Lighting	Commercial Prescriptive & Custom	2015	0.1%	2034	0.6%	2034	0.6%
187	NWS	Commercial	Small Commercial	All	Lighting	Efficient High Bay Lighting	Commercial Prescriptive & Custom	2015	0.1%	2034	0.8%	2034	0.8%
188	NWS	Commercial	Large Commercial	All	Lighting	Efficient High Bay Lighting	Commercial Prescriptive & Custom	2015	0.0%	2034	0.2%	2034	0.2%
189	NWS	Commercial	Small Commercial	All	Lighting	Efficient High Bay Lighting	Commercial Prescriptive & Custom	2015	0.1%	2034	0.3%	2034	0.3%
190	NWS	Commercial	Large Commercial	All	Lighting	Lighting Controls	Commercial Prescriptive & Custom	2015	0.1%	2034	0.6%	2034	0.6%
191	NWS	Commercial	Large Commercial	All	Lighting	Lighting Controls	Commercial Prescriptive & Custom	2015	0.1%	2034	0.4%	2034	0.4%
192	NWS	Commercial	Large Commercial	All	Lighting	Lighting Controls	Commercial Prescriptive & Custom	2015	0.0%	2034	0.1%	2034	0.1%
193	NWS	Commercial	Large Commercial	All	Lighting	Lighting Controls	Commercial Prescriptive & Custom	2015	0.1%	2034	0.6%	2034	0.6%
194	NWS	Commercial	Large Commercial	All	Lighting	Lighting Controls	Commercial Prescriptive & Custom	2015	0.1%	2034	0.7%	2034	0.7%
195	NWS	Commercial	Large Commercial	All	Lighting	Lighting Controls	Commercial Prescriptive & Custom	2015	0.1%	2034	0.6%	2034	0.6%
196	NWS	Commercial	Large Commercial	All	Lighting	Lighting Controls	Commercial Prescriptive & Custom	2015	0.1%	2034	0.6%	2034	0.6%
197	NWS	Commercial	Small Commercial	All	Lighting	Lighting Controls	Commercial Prescriptive & Custom	2015	0.1%	2034	0.7%	2034	0.7%
198	NWS	Commercial	Small Commercial	All	Lighting	Lighting Controls	Commercial Prescriptive & Custom	2015	0.1%	2034	0.5%	2034	0.5%
199	NWS	Commercial	Small Commercial	All	Lighting	Lighting Controls	Commercial Prescriptive & Custom	2015	0.0%	2034	0.2%	2034	0.2%
200	NWS	Commercial	Small Commercial	All	Lighting	Lighting Controls	Commercial Prescriptive & Custom	2015	0.1%	2034	0.7%	2034	0.7%
201	NWS	Commercial	Small Commercial	All	Lighting	Lighting Controls	Commercial Prescriptive & Custom	2015	0.1%	2034	0.8%	2034	0.8%
202	NWS	Commercial	Small Commercial	All	Lighting	Lighting Controls	Commercial Prescriptive & Custom	2015	0.1%	2034	0.7%	2034	0.7%
203	NWS	Commercial	Small Commercial	All	Lighting	Lighting Controls	Commercial Prescriptive & Custom	2015	0.1%	2034	0.7%	2034	0.7%
204	NWS	Commercial	Small Commercial	All	Lighting	LED Exit Signs	Commercial Prescriptive & Custom	2015	0.2%	2034	1.0%	2034	1.0%
205	NWS	Commercial	All	Hospital	Refrigeration	Commutated Motors (ECM) for Walk-in and Reach-in Co	Commercial Prescriptive & Custom	2015	0.4%	2034	2.4%	2034	2.4%
206	NWS	Commercial	All	K12 Education	Refrigeration	Commutated Motors (ECM) for Walk-in and Reach-in Co	Commercial Prescriptive & Custom	2015	0.4%	2034	2.4%	2034	2.4%
207	NWS	Commercial	All	Education with Summer Sessions	Refrigeration	Commutated Motors (ECM) for Walk-in and Reach-in Co	Commercial Prescriptive & Custom	2015	0.4%	2034	2.4%	2034	2.4%
208	NWS	Commercial	All	Lodging	Refrigeration	Commutated Motors (ECM) for Walk-in and Reach-in Co	Commercial Prescriptive & Custom	2015	0.4%	2034	2.4%	2034	2.4%
209	NWS	Commercial	All	Food Sales	Refrigeration	Commutated Motors (ECM) for Walk-in and Reach-in Co	Commercial Prescriptive & Custom	2015	0.4%	2034	2.4%	2034	2.4%
210	NWS	Commercial	All	Restaurant	Refrigeration	Commutated Motors (ECM) for Walk-in and Reach-in Co	Commercial Prescriptive & Custom	2015	0.4%	2034	2.4%	2034	2.4%
211	NWS	Commercial	All	Hospital	Refrigeration	ENERGY STAR Solid Door Refrigerator	Commercial Prescriptive & Custom	2015	0.4%	2034	2.5%	2034	2.5%
212	NWS	Commercial	All	Hospital	Refrigeration	ENERGY STAR Solid Door Refrigerator	Commercial Prescriptive & Custom	2015	0.5%	2034	2.7%	2034	2.7%
213	NWS	Commercial	All	Hospital	Refrigeration	ENERGY STAR Solid Door Refrigerator	Commercial Prescriptive & Custom	2015	0.5%	2034	3.0%	2034	3.0%
214	NWS	Commercial	All	Hospital	Refrigeration	ENERGY STAR Solid Door Refrigerator	Commercial Prescriptive & Custom	2015	0.5%	2034	2.8%	2034	2.8%
215	NWS	Commercial	All	Hospital	Refrigeration	ENERGY STAR Solid Door Freezer	Commercial Prescriptive & Custom	2015	0.5%	2034	3.0%	2034	3.0%
216	NWS	Commercial	All	Hospital	Refrigeration	ENERGY STAR Solid Door Freezer	Commercial Prescriptive & Custom	2015	0.5%	2034	3.0%	2034	3.0%
217	NWS	Commercial	All	Hospital	Refrigeration	ENERGY STAR Solid Door Freezer	Commercial Prescriptive & Custom	2015	0.5%	2034	3.0%	2034	3.0%
218	NWS	Commercial	All	Hospital	Refrigeration	ENERGY STAR Solid Door Freezer	Commercial Prescriptive & Custom	2015	0.5%	2034	3.0%	2034	3.0%
219	NWS	Commercial	All	K12 Education	Refrigeration	ENERGY STAR Solid Door Refrigerator	Commercial Prescriptive & Custom	2015	0.4%	2034	2.5%	2034	2.5%
220	NWS	Commercial	All	K12 Education	Refrigeration	ENERGY STAR Solid Door Refrigerator	Commercial Prescriptive & Custom	2015	0.5%	2034	2.7%	2034	2.7%
221	NWS	Commercial	All	K12 Education	Refrigeration	ENERGY STAR Solid Door Refrigerator	Commercial Prescriptive & Custom	2015	0.5%	2034	3.0%	2034	3.0%
222	NWS	Commercial	All	K12 Education	Refrigeration	ENERGY STAR Solid Door Refrigerator	Commercial Prescriptive & Custom	2015	0.5%	2034	2.8%	2034	2.8%
223	NWS	Commercial	All	K12 Education	Refrigeration	ENERGY STAR Solid Door Freezer	Commercial Prescriptive & Custom	2015	0.5%	2034	3.0%	2034	3.0%
224	NWS	Commercial	All	K12 Education	Refrigeration	ENERGY STAR Solid Door Freezer	Commercial Prescriptive & Custom	2015	0.5%	2034	3.0%	2034	3.0%
225	NWS	Commercial	All	K12 Education	Refrigeration	ENERGY STAR Solid Door Freezer	Commercial Prescriptive & Custom	2015	0.5%	2034	3.0%	2034	3.0%
226	NWS	Commercial	All	K12 Education	Refrigeration	ENERGY STAR Solid Door Freezer	Commercial Prescriptive & Custom	2015	0.5%	2034	3.0%	2034	3.0%
227	NWS	Commercial	All	Education with Summer Sessions	Refrigeration	ENERGY STAR Solid Door Refrigerator	Commercial Prescriptive & Custom	2015	0.4%	2034	2.5%	2034	2.5%
228	NWS	Commercial	All	Education with Summer Sessions	Refrigeration	ENERGY STAR Solid Door Refrigerator	Commercial Prescriptive & Custom	2015	0.5%	2034	2.7%	2034	2.7%
229	NWS	Commercial	All	Education with Summer Sessions	Refrigeration	ENERGY STAR Solid Door Refrigerator	Commercial Prescriptive & Custom	2015	0.5%	2034	3.0%	2034	3.0%
230	NWS	Commercial	All	Education with Summer Sessions	Refrigeration	ENERGY STAR Solid Door Refrigerator	Commercial Prescriptive & Custom	2015	0.5%	2034	2.8%	2034	2.8%
231	NWS	Commercial	All	Education with Summer Sessions	Refrigeration	ENERGY STAR Solid Door Freezer	Commercial Prescriptive & Custom	2015	0.5%	2034	3.0%	2034	3.0%
232	NWS	Commercial	All	Education with Summer Sessions	Refrigeration	ENERGY STAR Solid Door Freezer	Commercial Prescriptive & Custom	2015	0.5%	2034	3.0%	2034	3.0%
233	NWS	Commercial	All	Education with Summer Sessions	Refrigeration	ENERGY STAR Solid Door Freezer	Commercial Prescriptive & Custom	2015	0.5%	2034	3.0%	2034	3.0%
234	NWS	Commercial	All	Education with Summer Sessions	Refrigeration	ENERGY STAR Solid Door Freezer	Commercial Prescriptive & Custom	2015	0.5%	2034	3.0%	2034	3.0%
235	NWS	Commercial	All	Lodging	Refrigeration	ENERGY STAR Solid Door Refrigerator	Commercial Prescriptive & Custom	2015	0.4%	2034	2.5%	2034	2.5%
236	NWS	Commercial	All	Lodging	Refrigeration	ENERGY STAR Solid Door Refrigerator	Commercial Prescriptive & Custom	2015	0.5%	2034	2.7%	2034	2.7%
237	NWS	Commercial	All	Lodging	Refrigeration	ENERGY STAR Solid Door Refrigerator	Commercial Prescriptive & Custom	2015	0.5%	2034	3.0%	2034	3.0%
238	NWS	Commercial	All	Lodging	Refrigeration	ENERGY STAR Solid Door Refrigerator	Commercial Prescriptive & Custom	2015	0.5%	2034	2.8%	2034	2.8%
239	NWS	Commercial	All	Lodging	Refrigeration	ENERGY STAR Solid Door Freezer	Commercial Prescriptive & Custom	2015	0.5%	2034	3.0%	2034	3.0%
240	NWS	Commercial	All	Lodging	Refrigeration	ENERGY STAR Solid Door Freezer	Commercial Prescriptive & Custom	2015	0.5%	2034	3.0%	2034	3.0%

*N/A: Measure did not pass measure level screening and therefore was not included in a program

MEASURE DESCRIPTION							PROGRAM	PARTICIPATION LOW CASE					
Measure ID	Weather Sensitive	Sector	Sub-Sector	Building Type	End Use	Measure Name	Program	First Year of Participation (So Year)	First Year Annual Participation Rate (So)	Year of Maximum Annual Participation (Smax Year)	Maximum Annual Participation Rate (Smax)	Final Year of Participation (Fo Year)	Final Year Annual Participation Rate (Fo)
241	NWS	Commercial	All	Lodging	Refrigeration	ENERGY STAR Solid Door Freezer	Commercial Prescriptive & Custom	2015	0.5%	2034	3.0%	2034	3.0%
242	NWS	Commercial	All	Lodging	Refrigeration	ENERGY STAR Solid Door Freezer	Commercial Prescriptive & Custom	2015	0.5%	2034	3.0%	2034	3.0%
243	NWS	Commercial	All	Food Sales	Refrigeration	ENERGY STAR Solid Door Refrigerator	Commercial Prescriptive & Custom	2015	0.4%	2034	2.5%	2034	2.5%
244	NWS	Commercial	All	Food Sales	Refrigeration	ENERGY STAR Solid Door Refrigerator	Commercial Prescriptive & Custom	2015	0.5%	2034	2.7%	2034	2.7%
245	NWS	Commercial	All	Food Sales	Refrigeration	ENERGY STAR Solid Door Refrigerator	Commercial Prescriptive & Custom	2015	0.5%	2034	3.0%	2034	3.0%
246	NWS	Commercial	All	Food Sales	Refrigeration	ENERGY STAR Solid Door Refrigerator	Commercial Prescriptive & Custom	2015	0.5%	2034	2.8%	2034	2.8%
247	NWS	Commercial	All	Food Sales	Refrigeration	ENERGY STAR Solid Door Freezer	Commercial Prescriptive & Custom	2015	0.5%	2034	3.0%	2034	3.0%
248	NWS	Commercial	All	Food Sales	Refrigeration	ENERGY STAR Solid Door Freezer	Commercial Prescriptive & Custom	2015	0.5%	2034	3.0%	2034	3.0%
249	NWS	Commercial	All	Food Sales	Refrigeration	ENERGY STAR Solid Door Freezer	Commercial Prescriptive & Custom	2015	0.5%	2034	3.0%	2034	3.0%
250	NWS	Commercial	All	Food Sales	Refrigeration	ENERGY STAR Solid Door Freezer	Commercial Prescriptive & Custom	2015	0.5%	2034	3.0%	2034	3.0%
251	NWS	Commercial	All	Restaurant	Refrigeration	ENERGY STAR Solid Door Refrigerator	Commercial Prescriptive & Custom	2015	0.4%	2034	2.5%	2034	2.5%
252	NWS	Commercial	All	Restaurant	Refrigeration	ENERGY STAR Solid Door Refrigerator	Commercial Prescriptive & Custom	2015	0.5%	2034	2.7%	2034	2.7%
253	NWS	Commercial	All	Restaurant	Refrigeration	ENERGY STAR Solid Door Refrigerator	Commercial Prescriptive & Custom	2015	0.5%	2034	3.0%	2034	3.0%
254	NWS	Commercial	All	Restaurant	Refrigeration	ENERGY STAR Solid Door Refrigerator	Commercial Prescriptive & Custom	2015	0.5%	2034	2.8%	2034	2.8%
255	NWS	Commercial	All	Restaurant	Refrigeration	ENERGY STAR Solid Door Freezer	Commercial Prescriptive & Custom	2015	0.5%	2034	3.0%	2034	3.0%
256	NWS	Commercial	All	Restaurant	Refrigeration	ENERGY STAR Solid Door Freezer	Commercial Prescriptive & Custom	2015	0.5%	2034	3.0%	2034	3.0%
257	NWS	Commercial	All	Restaurant	Refrigeration	ENERGY STAR Solid Door Freezer	Commercial Prescriptive & Custom	2015	0.5%	2034	3.0%	2034	3.0%
258	NWS	Commercial	All	Restaurant	Refrigeration	ENERGY STAR Solid Door Freezer	Commercial Prescriptive & Custom	2015	0.5%	2034	3.0%	2034	3.0%
259	NWS	Commercial	All	Hospital	Refrigeration	Vending Machine Occupancy Controls	Commercial Prescriptive & Custom	2015	0.4%	2034	2.5%	2034	2.5%
260	NWS	Commercial	All	Hospital	Refrigeration	Vending Machine Occupancy Controls	Commercial Prescriptive & Custom	2015	0.4%	2034	2.1%	2034	2.1%
261	NWS	Commercial	All	Hospital	Refrigeration	Vending Machine Occupancy Controls	Commercial Prescriptive & Custom	2015	0.3%	2034	1.8%	2034	1.8%
262	NWS	Commercial	All	K12 Education	Refrigeration	Vending Machine Occupancy Controls	Commercial Prescriptive & Custom	2015	0.4%	2034	2.5%	2034	2.5%
263	NWS	Commercial	All	K12 Education	Refrigeration	Vending Machine Occupancy Controls	Commercial Prescriptive & Custom	2015	0.4%	2034	2.1%	2034	2.1%
264	NWS	Commercial	All	K12 Education	Refrigeration	Vending Machine Occupancy Controls	Commercial Prescriptive & Custom	2015	0.3%	2034	1.8%	2034	1.8%
265	NWS	Commercial	All	Education with Summer Sessions	Refrigeration	Vending Machine Occupancy Controls	Commercial Prescriptive & Custom	2015	0.4%	2034	2.5%	2034	2.5%
266	NWS	Commercial	All	Education with Summer Sessions	Refrigeration	Vending Machine Occupancy Controls	Commercial Prescriptive & Custom	2015	0.4%	2034	2.1%	2034	2.1%
267	NWS	Commercial	All	Education with Summer Sessions	Refrigeration	Vending Machine Occupancy Controls	Commercial Prescriptive & Custom	2015	0.3%	2034	1.8%	2034	1.8%
268	NWS	Commercial	All	Lodging	Refrigeration	Vending Machine Occupancy Controls	Commercial Prescriptive & Custom	2015	0.4%	2034	2.5%	2034	2.5%
269	NWS	Commercial	All	Lodging	Refrigeration	Vending Machine Occupancy Controls	Commercial Prescriptive & Custom	2015	0.4%	2034	2.1%	2034	2.1%
270	NWS	Commercial	All	Lodging	Refrigeration	Vending Machine Occupancy Controls	Commercial Prescriptive & Custom	2015	0.3%	2034	1.8%	2034	1.8%
271	NWS	Commercial	All	Food Sales	Refrigeration	Vending Machine Occupancy Controls	Commercial Prescriptive & Custom	2015	0.4%	2034	2.5%	2034	2.5%
272	NWS	Commercial	All	Food Sales	Refrigeration	Vending Machine Occupancy Controls	Commercial Prescriptive & Custom	2015	0.4%	2034	2.1%	2034	2.1%
273	NWS	Commercial	All	Food Sales	Refrigeration	Vending Machine Occupancy Controls	Commercial Prescriptive & Custom	2015	0.3%	2034	1.8%	2034	1.8%
274	NWS	Commercial	All	Restaurant	Refrigeration	Vending Machine Occupancy Controls	Commercial Prescriptive & Custom	2015	0.4%	2034	2.5%	2034	2.5%
275	NWS	Commercial	All	Restaurant	Refrigeration	Vending Machine Occupancy Controls	Commercial Prescriptive & Custom	2015	0.4%	2034	2.1%	2034	2.1%
276	NWS	Commercial	All	Restaurant	Refrigeration	Vending Machine Occupancy Controls	Commercial Prescriptive & Custom	2015	0.3%	2034	1.8%	2034	1.8%
277	NWS	Commercial	All	Hospital	Refrigeration	Automatic Door Closer for Walk-in Coolers and Freezers	Commercial Prescriptive & Custom	2015	0.4%	2034	2.1%	2034	2.1%
278	NWS	Commercial	All	Hospital	Refrigeration	Automatic Door Closer for Walk-in Coolers and Freezers	Commercial Prescriptive & Custom	2015	0.5%	2034	2.9%	2034	2.9%
279	NWS	Commercial	All	K12 Education	Refrigeration	Automatic Door Closer for Walk-in Coolers and Freezers	Commercial Prescriptive & Custom	2015	0.4%	2034	2.1%	2034	2.1%
280	NWS	Commercial	All	K12 Education	Refrigeration	Automatic Door Closer for Walk-in Coolers and Freezers	Commercial Prescriptive & Custom	2015	0.5%	2034	2.9%	2034	2.9%
281	NWS	Commercial	All	Education with Summer Sessions	Refrigeration	Automatic Door Closer for Walk-in Coolers and Freezers	Commercial Prescriptive & Custom	2015	0.4%	2034	2.1%	2034	2.1%
282	NWS	Commercial	All	Education with Summer Sessions	Refrigeration	Automatic Door Closer for Walk-in Coolers and Freezers	Commercial Prescriptive & Custom	2015	0.5%	2034	2.9%	2034	2.9%
283	NWS	Commercial	All	Lodging	Refrigeration	Automatic Door Closer for Walk-in Coolers and Freezers	Commercial Prescriptive & Custom	2015	0.4%	2034	2.1%	2034	2.1%
284	NWS	Commercial	All	Lodging	Refrigeration	Automatic Door Closer for Walk-in Coolers and Freezers	Commercial Prescriptive & Custom	2015	0.5%	2034	2.9%	2034	2.9%
285	NWS	Commercial	All	Food Sales	Refrigeration	Automatic Door Closer for Walk-in Coolers and Freezers	Commercial Prescriptive & Custom	2015	0.4%	2034	2.1%	2034	2.1%
286	NWS	Commercial	All	Food Sales	Refrigeration	Automatic Door Closer for Walk-in Coolers and Freezers	Commercial Prescriptive & Custom	2015	0.5%	2034	2.9%	2034	2.9%
287	NWS	Commercial	All	Restaurant	Refrigeration	Automatic Door Closer for Walk-in Coolers and Freezers	Commercial Prescriptive & Custom	2015	0.4%	2034	2.1%	2034	2.1%
288	NWS	Commercial	All	Restaurant	Refrigeration	Automatic Door Closer for Walk-in Coolers and Freezers	Commercial Prescriptive & Custom	2015	0.5%	2034	2.9%	2034	2.9%
289	NWS	Commercial	All	Food Sales	Refrigeration	Door Heater Controls for Cooler or Freezer	Commercial Prescriptive & Custom	2015	0.4%	2034	2.5%	2034	2.5%
290	NWS	Commercial	All	Food Sales	Refrigeration	Door Heater Controls for Cooler or Freezer	Commercial Prescriptive & Custom	2015	0.2%	2034	1.5%	2034	1.5%
291	NWS	Commercial	All	Food Sales	Refrigeration	Door Heater Controls for Cooler or Freezer	Commercial Prescriptive & Custom	2015	0.2%	2034	1.5%	2034	1.5%
292	NWS	Commercial	All	Food Sales	Refrigeration	Door Heater Controls for Cooler or Freezer	Commercial Prescriptive & Custom	2015	0.5%	2034	3.0%	2034	3.0%
293	NWS	Commercial	All	Food Sales	Refrigeration	Door Heater Controls for Cooler or Freezer	Commercial Prescriptive & Custom	2015	0.4%	2034	2.3%	2034	2.3%
294	NWS	Commercial	All	Food Sales	Refrigeration	Door Heater Controls for Cooler or Freezer	Commercial Prescriptive & Custom	2015	0.4%	2034	2.3%	2034	2.3%
295	NWS	Commercial	All	Restaurant	Refrigeration	Door Heater Controls for Cooler or Freezer	Commercial Prescriptive & Custom	2015	0.4%	2034	2.5%	2034	2.5%
296	NWS	Commercial	All	Restaurant	Refrigeration	Door Heater Controls for Cooler or Freezer	Commercial Prescriptive & Custom	2015	0.2%	2034	1.5%	2034	1.5%
297	NWS	Commercial	All	Restaurant	Refrigeration	Door Heater Controls for Cooler or Freezer	Commercial Prescriptive & Custom	2015	0.2%	2034	1.5%	2034	1.5%
298	NWS	Commercial	All	Restaurant	Refrigeration	Door Heater Controls for Cooler or Freezer	Commercial Prescriptive & Custom	2015	0.5%	2034	3.0%	2034	3.0%
299	NWS	Commercial	All	Restaurant	Refrigeration	Door Heater Controls for Cooler or Freezer	Commercial Prescriptive & Custom	2015	0.4%	2034	2.3%	2034	2.3%
300	NWS	Commercial	All	Restaurant	Refrigeration	Door Heater Controls for Cooler or Freezer	Commercial Prescriptive & Custom	2015	0.4%	2034	2.3%	2034	2.3%

*N/A: Measure did not pass measure level screening and therefore was not included in a program

MEASURE DESCRIPTION							PROGRAM	PARTICIPATION LOW CASE					
Measure ID	Weather Sensitive	Sector	Sub-Sector	Building Type	End Use	Measure Name	Program	First Year of Participation (So Year)	First Year Annual Participation Rate (So)	Year of Maximum Annual Participation (Smax Year)	Maximum Annual Participation Rate (Smax)	Final Year of Participation (Fo Year)	Final Year Annual Participation Rate (Fo)
301	NWS	Commercial	All	Hospital	Refrigeration	Evaporator Fan Control	Commercial Prescriptive & Custom	2015	0.1%	2034	0.5%	2034	0.5%
302	NWS	Commercial	All	K12 Education	Refrigeration	Evaporator Fan Control	Commercial Prescriptive & Custom	2015	0.1%	2034	0.5%	2034	0.5%
303	NWS	Commercial	All	Education with Summer Sessions	Refrigeration	Evaporator Fan Control	Commercial Prescriptive & Custom	2015	0.1%	2034	0.5%	2034	0.5%
304	NWS	Commercial	All	Lodging	Refrigeration	Evaporator Fan Control	Commercial Prescriptive & Custom	2015	0.1%	2034	0.5%	2034	0.5%
305	NWS	Commercial	All	Food Sales	Refrigeration	Evaporator Fan Control	Commercial Prescriptive & Custom	2015	0.1%	2034	0.5%	2034	0.5%
306	NWS	Commercial	All	Restaurant	Refrigeration	Evaporator Fan Control	Commercial Prescriptive & Custom	2015	0.1%	2034	0.5%	2034	0.5%
307	NWS	Commercial	All	Hospital	Refrigeration	Strip Curtain for Walk-in Coolers and Freezers	Commercial Prescriptive & Custom	2015	0.4%	2034	2.7%	2034	2.7%
308	NWS	Commercial	All	Hospital	Refrigeration	Strip Curtain for Walk-in Coolers and Freezers	*N/A	*N/A	*N/A	*N/A	*N/A	*N/A	*N/A
309	NWS	Commercial	All	K12 Education	Refrigeration	Strip Curtain for Walk-in Coolers and Freezers	Commercial Prescriptive & Custom	2015	0.4%	2034	2.7%	2034	2.7%
310	NWS	Commercial	All	K12 Education	Refrigeration	Strip Curtain for Walk-in Coolers and Freezers	*N/A	*N/A	*N/A	*N/A	*N/A	*N/A	*N/A
311	NWS	Commercial	All	Education with Summer Sessions	Refrigeration	Strip Curtain for Walk-in Coolers and Freezers	Commercial Prescriptive & Custom	2015	0.4%	2034	2.7%	2034	2.7%
312	NWS	Commercial	All	Education with Summer Sessions	Refrigeration	Strip Curtain for Walk-in Coolers and Freezers	*N/A	*N/A	*N/A	*N/A	*N/A	*N/A	*N/A
313	NWS	Commercial	All	Lodging	Refrigeration	Strip Curtain for Walk-in Coolers and Freezers	Commercial Prescriptive & Custom	2015	0.4%	2034	2.7%	2034	2.7%
314	NWS	Commercial	All	Lodging	Refrigeration	Strip Curtain for Walk-in Coolers and Freezers	*N/A	*N/A	*N/A	*N/A	*N/A	*N/A	*N/A
315	NWS	Commercial	All	Food Sales	Refrigeration	Strip Curtain for Walk-in Coolers and Freezers	Commercial Prescriptive & Custom	2015	0.4%	2034	2.7%	2034	2.7%
316	NWS	Commercial	All	Food Sales	Refrigeration	Strip Curtain for Walk-in Coolers and Freezers	*N/A	*N/A	*N/A	*N/A	*N/A	*N/A	*N/A
317	NWS	Commercial	All	Restaurant	Refrigeration	Strip Curtain for Walk-in Coolers and Freezers	Commercial Prescriptive & Custom	2015	0.4%	2034	2.7%	2034	2.7%
318	NWS	Commercial	All	Restaurant	Refrigeration	Strip Curtain for Walk-in Coolers and Freezers	*N/A	*N/A	*N/A	*N/A	*N/A	*N/A	*N/A
319	NWS	Commercial	All	Hospital	d Services Equip	ENERGY STAR Dishwasher	Commercial Prescriptive & Custom	2015	0.5%	2034	3.0%	2034	3.0%
320	NWS	Commercial	All	Hospital	d Services Equip	ENERGY STAR Dishwasher	*N/A	*N/A	*N/A	*N/A	*N/A	*N/A	*N/A
321	NWS	Commercial	All	Hospital	d Services Equip	ENERGY STAR Dishwasher	*N/A	*N/A	*N/A	*N/A	*N/A	*N/A	*N/A
322	NWS	Commercial	All	Hospital	d Services Equip	ENERGY STAR Dishwasher	Commercial Prescriptive & Custom	2015	0.5%	2034	3.0%	2034	3.0%
323	NWS	Commercial	All	Hospital	d Services Equip	ENERGY STAR Dishwasher	Commercial Prescriptive & Custom	2015	0.5%	2034	3.0%	2034	3.0%
324	NWS	Commercial	All	Hospital	d Services Equip	ENERGY STAR Dishwasher	Commercial Prescriptive & Custom	2015	0.5%	2034	2.9%	2034	2.9%
325	NWS	Commercial	All	Hospital	d Services Equip	ENERGY STAR Dishwasher	Commercial Prescriptive & Custom	2015	0.3%	2034	1.7%	2034	1.7%
326	NWS	Commercial	All	Hospital	d Services Equip	ENERGY STAR Dishwasher	Commercial Prescriptive & Custom	2015	0.5%	2034	3.0%	2034	3.0%
327	NWS	Commercial	All	Hospital	d Services Equip	ENERGY STAR Dishwasher	Commercial Prescriptive & Custom	2015	0.1%	2034	0.7%	2034	0.7%
328	NWS	Commercial	All	Hospital	d Services Equip	ENERGY STAR Dishwasher	Commercial Prescriptive & Custom	2015	0.5%	2034	3.0%	2034	3.0%
329	NWS	Commercial	All	Hospital	d Services Equip	ENERGY STAR Dishwasher	*N/A	*N/A	*N/A	*N/A	*N/A	*N/A	*N/A
330	NWS	Commercial	All	Hospital	d Services Equip	ENERGY STAR Dishwasher	*N/A	*N/A	*N/A	*N/A	*N/A	*N/A	*N/A
331	NWS	Commercial	All	Hospital	d Services Equip	ENERGY STAR Dishwasher	Commercial Prescriptive & Custom	2015	0.5%	2034	3.0%	2034	3.0%
332	NWS	Commercial	All	Hospital	d Services Equip	ENERGY STAR Dishwasher	Commercial Prescriptive & Custom	2015	0.5%	2034	3.0%	2034	3.0%
333	NWS	Commercial	All	Hospital	d Services Equip	ENERGY STAR Dishwasher	Commercial Prescriptive & Custom	2015	0.4%	2034	2.6%	2034	2.6%
334	NWS	Commercial	All	Hospital	d Services Equip	ENERGY STAR Dishwasher	Commercial Prescriptive & Custom	2015	0.2%	2034	1.3%	2034	1.3%
335	NWS	Commercial	All	Hospital	d Services Equip	ENERGY STAR Dishwasher	Commercial Prescriptive & Custom	2015	0.5%	2034	3.0%	2034	3.0%
336	NWS	Commercial	All	Hospital	d Services Equip	ENERGY STAR Dishwasher	*N/A	*N/A	*N/A	*N/A	*N/A	*N/A	*N/A
337	NWS	Commercial	All	K12 Education	d Services Equip	ENERGY STAR Dishwasher	Commercial Prescriptive & Custom	2015	0.5%	2034	3.0%	2034	3.0%
338	NWS	Commercial	All	K12 Education	d Services Equip	ENERGY STAR Dishwasher	*N/A	*N/A	*N/A	*N/A	*N/A	*N/A	*N/A
339	NWS	Commercial	All	K12 Education	d Services Equip	ENERGY STAR Dishwasher	*N/A	*N/A	*N/A	*N/A	*N/A	*N/A	*N/A
340	NWS	Commercial	All	K12 Education	d Services Equip	ENERGY STAR Dishwasher	Commercial Prescriptive & Custom	2015	0.5%	2034	3.0%	2034	3.0%
341	NWS	Commercial	All	K12 Education	d Services Equip	ENERGY STAR Dishwasher	Commercial Prescriptive & Custom	2015	0.5%	2034	3.0%	2034	3.0%
342	NWS	Commercial	All	K12 Education	d Services Equip	ENERGY STAR Dishwasher	Commercial Prescriptive & Custom	2015	0.5%	2034	2.9%	2034	2.9%
343	NWS	Commercial	All	K12 Education	d Services Equip	ENERGY STAR Dishwasher	Commercial Prescriptive & Custom	2015	0.3%	2034	1.7%	2034	1.7%
344	NWS	Commercial	All	K12 Education	d Services Equip	ENERGY STAR Dishwasher	Commercial Prescriptive & Custom	2015	0.5%	2034	3.0%	2034	3.0%
345	NWS	Commercial	All	K12 Education	d Services Equip	ENERGY STAR Dishwasher	Commercial Prescriptive & Custom	2015	0.1%	2034	0.7%	2034	0.7%
346	NWS	Commercial	All	K12 Education	d Services Equip	ENERGY STAR Dishwasher	Commercial Prescriptive & Custom	2015	0.5%	2034	3.0%	2034	3.0%
347	NWS	Commercial	All	K12 Education	d Services Equip	ENERGY STAR Dishwasher	*N/A	*N/A	*N/A	*N/A	*N/A	*N/A	*N/A
348	NWS	Commercial	All	K12 Education	d Services Equip	ENERGY STAR Dishwasher	*N/A	*N/A	*N/A	*N/A	*N/A	*N/A	*N/A
349	NWS	Commercial	All	K12 Education	d Services Equip	ENERGY STAR Dishwasher	Commercial Prescriptive & Custom	2015	0.5%	2034	3.0%	2034	3.0%
350	NWS	Commercial	All	K12 Education	d Services Equip	ENERGY STAR Dishwasher	Commercial Prescriptive & Custom	2015	0.5%	2034	3.0%	2034	3.0%
351	NWS	Commercial	All	K12 Education	d Services Equip	ENERGY STAR Dishwasher	Commercial Prescriptive & Custom	2015	0.4%	2034	2.6%	2034	2.6%
352	NWS	Commercial	All	K12 Education	d Services Equip	ENERGY STAR Dishwasher	Commercial Prescriptive & Custom	2015	0.2%	2034	1.3%	2034	1.3%
353	NWS	Commercial	All	K12 Education	d Services Equip	ENERGY STAR Dishwasher	Commercial Prescriptive & Custom	2015	0.5%	2034	3.0%	2034	3.0%
354	NWS	Commercial	All	K12 Education	d Services Equip	ENERGY STAR Dishwasher	*N/A	*N/A	*N/A	*N/A	*N/A	*N/A	*N/A
355	NWS	Commercial	All	Education with Summer Sessions	d Services Equip	ENERGY STAR Dishwasher	Commercial Prescriptive & Custom	2015	0.5%	2034	3.0%	2034	3.0%
356	NWS	Commercial	All	Education with Summer Sessions	d Services Equip	ENERGY STAR Dishwasher	*N/A	*N/A	*N/A	*N/A	*N/A	*N/A	*N/A
357	NWS	Commercial	All	Education with Summer Sessions	d Services Equip	ENERGY STAR Dishwasher	*N/A	*N/A	*N/A	*N/A	*N/A	*N/A	*N/A
358	NWS	Commercial	All	Education with Summer Sessions	d Services Equip	ENERGY STAR Dishwasher	Commercial Prescriptive & Custom	2015	0.5%	2034	3.0%	2034	3.0%
359	NWS	Commercial	All	Education with Summer Sessions	d Services Equip	ENERGY STAR Dishwasher	Commercial Prescriptive & Custom	2015	0.5%	2034	3.0%	2034	3.0%
360	NWS	Commercial	All	Education with Summer Sessions	d Services Equip	ENERGY STAR Dishwasher	Commercial Prescriptive & Custom	2015	0.5%	2034	2.9%	2034	2.9%

*N/A: Measure did not pass measure level screening and therefore was not included in a program

MEASURE DESCRIPTION							PROGRAM	PARTICIPATION LOW CASE					
Measure ID	Weather Sensitive	Sector	Sub-Sector	Building Type	End Use	Measure Name	Program	First Year of Participation (So Year)	First Year Annual Participation Rate (So)	Year of Maximum Annual Participation (Smax Year)	Maximum Annual Participation Rate (Smax)	Final Year of Participation (Fo Year)	Final Year Annual Participation Rate (Fo)
361	NWS	Commercial	All	Education with Summer Sessions	d Services Equip	ENERGY STAR Dishwasher	Commercial Prescriptive & Custom	2015	0.3%	2034	1.7%	2034	1.7%
362	NWS	Commercial	All	Education with Summer Sessions	d Services Equip	ENERGY STAR Dishwasher	Commercial Prescriptive & Custom	2015	0.5%	2034	3.0%	2034	3.0%
363	NWS	Commercial	All	Education with Summer Sessions	d Services Equip	ENERGY STAR Dishwasher	Commercial Prescriptive & Custom	2015	0.1%	2034	0.7%	2034	0.7%
364	NWS	Commercial	All	Education with Summer Sessions	d Services Equip	ENERGY STAR Dishwasher	Commercial Prescriptive & Custom	2015	0.5%	2034	3.0%	2034	3.0%
365	NWS	Commercial	All	Education with Summer Sessions	d Services Equip	ENERGY STAR Dishwasher	*N/A	*N/A	*N/A	*N/A	*N/A	*N/A	*N/A
366	NWS	Commercial	All	Education with Summer Sessions	d Services Equip	ENERGY STAR Dishwasher	*N/A	*N/A	*N/A	*N/A	*N/A	*N/A	*N/A
367	NWS	Commercial	All	Education with Summer Sessions	d Services Equip	ENERGY STAR Dishwasher	Commercial Prescriptive & Custom	2015	0.5%	2034	3.0%	2034	3.0%
368	NWS	Commercial	All	Education with Summer Sessions	d Services Equip	ENERGY STAR Dishwasher	Commercial Prescriptive & Custom	2015	0.5%	2034	3.0%	2034	3.0%
369	NWS	Commercial	All	Education with Summer Sessions	d Services Equip	ENERGY STAR Dishwasher	Commercial Prescriptive & Custom	2015	0.4%	2034	2.6%	2034	2.6%
370	NWS	Commercial	All	Education with Summer Sessions	d Services Equip	ENERGY STAR Dishwasher	Commercial Prescriptive & Custom	2015	0.2%	2034	1.3%	2034	1.3%
371	NWS	Commercial	All	Education with Summer Sessions	d Services Equip	ENERGY STAR Dishwasher	Commercial Prescriptive & Custom	2015	0.5%	2034	3.0%	2034	3.0%
372	NWS	Commercial	All	Education with Summer Sessions	d Services Equip	ENERGY STAR Dishwasher	*N/A	*N/A	*N/A	*N/A	*N/A	*N/A	*N/A
373	NWS	Commercial	All	Lodging	d Services Equip	ENERGY STAR Dishwasher	Commercial Prescriptive & Custom	2015	0.5%	2034	3.0%	2034	3.0%
374	NWS	Commercial	All	Lodging	d Services Equip	ENERGY STAR Dishwasher	*N/A	*N/A	*N/A	*N/A	*N/A	*N/A	*N/A
375	NWS	Commercial	All	Lodging	d Services Equip	ENERGY STAR Dishwasher	*N/A	*N/A	*N/A	*N/A	*N/A	*N/A	*N/A
376	NWS	Commercial	All	Lodging	d Services Equip	ENERGY STAR Dishwasher	Commercial Prescriptive & Custom	2015	0.5%	2034	3.0%	2034	3.0%
377	NWS	Commercial	All	Lodging	d Services Equip	ENERGY STAR Dishwasher	Commercial Prescriptive & Custom	2015	0.5%	2034	3.0%	2034	3.0%
378	NWS	Commercial	All	Lodging	d Services Equip	ENERGY STAR Dishwasher	Commercial Prescriptive & Custom	2015	0.5%	2034	2.9%	2034	2.9%
379	NWS	Commercial	All	Lodging	d Services Equip	ENERGY STAR Dishwasher	Commercial Prescriptive & Custom	2015	0.3%	2034	1.7%	2034	1.7%
380	NWS	Commercial	All	Lodging	d Services Equip	ENERGY STAR Dishwasher	Commercial Prescriptive & Custom	2015	0.5%	2034	3.0%	2034	3.0%
381	NWS	Commercial	All	Lodging	d Services Equip	ENERGY STAR Dishwasher	Commercial Prescriptive & Custom	2015	0.1%	2034	0.7%	2034	0.7%
382	NWS	Commercial	All	Lodging	d Services Equip	ENERGY STAR Dishwasher	Commercial Prescriptive & Custom	2015	0.5%	2034	3.0%	2034	3.0%
383	NWS	Commercial	All	Lodging	d Services Equip	ENERGY STAR Dishwasher	*N/A	*N/A	*N/A	*N/A	*N/A	*N/A	*N/A
384	NWS	Commercial	All	Lodging	d Services Equip	ENERGY STAR Dishwasher	*N/A	*N/A	*N/A	*N/A	*N/A	*N/A	*N/A
385	NWS	Commercial	All	Lodging	d Services Equip	ENERGY STAR Dishwasher	Commercial Prescriptive & Custom	2015	0.5%	2034	3.0%	2034	3.0%
386	NWS	Commercial	All	Lodging	d Services Equip	ENERGY STAR Dishwasher	Commercial Prescriptive & Custom	2015	0.5%	2034	3.0%	2034	3.0%
387	NWS	Commercial	All	Lodging	d Services Equip	ENERGY STAR Dishwasher	Commercial Prescriptive & Custom	2015	0.4%	2034	2.6%	2034	2.6%
388	NWS	Commercial	All	Lodging	d Services Equip	ENERGY STAR Dishwasher	Commercial Prescriptive & Custom	2015	0.2%	2034	1.3%	2034	1.3%
389	NWS	Commercial	All	Lodging	d Services Equip	ENERGY STAR Dishwasher	Commercial Prescriptive & Custom	2015	0.5%	2034	3.0%	2034	3.0%
390	NWS	Commercial	All	Lodging	d Services Equip	ENERGY STAR Dishwasher	*N/A	*N/A	*N/A	*N/A	*N/A	*N/A	*N/A
391	NWS	Commercial	All	Restaurant	d Services Equip	ENERGY STAR Dishwasher	Commercial Prescriptive & Custom	2015	0.5%	2034	3.0%	2034	3.0%
392	NWS	Commercial	All	Restaurant	d Services Equip	ENERGY STAR Dishwasher	*N/A	*N/A	*N/A	*N/A	*N/A	*N/A	*N/A
393	NWS	Commercial	All	Restaurant	d Services Equip	ENERGY STAR Dishwasher	*N/A	*N/A	*N/A	*N/A	*N/A	*N/A	*N/A
394	NWS	Commercial	All	Restaurant	d Services Equip	ENERGY STAR Dishwasher	Commercial Prescriptive & Custom	2015	0.5%	2034	3.0%	2034	3.0%
395	NWS	Commercial	All	Restaurant	d Services Equip	ENERGY STAR Dishwasher	Commercial Prescriptive & Custom	2015	0.5%	2034	3.0%	2034	3.0%
396	NWS	Commercial	All	Restaurant	d Services Equip	ENERGY STAR Dishwasher	Commercial Prescriptive & Custom	2015	0.5%	2034	2.9%	2034	2.9%
397	NWS	Commercial	All	Restaurant	d Services Equip	ENERGY STAR Dishwasher	Commercial Prescriptive & Custom	2015	0.3%	2034	1.7%	2034	1.7%
398	NWS	Commercial	All	Restaurant	d Services Equip	ENERGY STAR Dishwasher	Commercial Prescriptive & Custom	2015	0.5%	2034	3.0%	2034	3.0%
399	NWS	Commercial	All	Restaurant	d Services Equip	ENERGY STAR Dishwasher	Commercial Prescriptive & Custom	2015	0.1%	2034	0.7%	2034	0.7%
400	NWS	Commercial	All	Restaurant	d Services Equip	ENERGY STAR Dishwasher	Commercial Prescriptive & Custom	2015	0.5%	2034	3.0%	2034	3.0%
401	NWS	Commercial	All	Restaurant	d Services Equip	ENERGY STAR Dishwasher	*N/A	*N/A	*N/A	*N/A	*N/A	*N/A	*N/A
402	NWS	Commercial	All	Restaurant	d Services Equip	ENERGY STAR Dishwasher	*N/A	*N/A	*N/A	*N/A	*N/A	*N/A	*N/A
403	NWS	Commercial	All	Restaurant	d Services Equip	ENERGY STAR Dishwasher	Commercial Prescriptive & Custom	2015	0.5%	2034	3.0%	2034	3.0%
404	NWS	Commercial	All	Restaurant	d Services Equip	ENERGY STAR Dishwasher	Commercial Prescriptive & Custom	2015	0.5%	2034	3.0%	2034	3.0%
405	NWS	Commercial	All	Restaurant	d Services Equip	ENERGY STAR Dishwasher	Commercial Prescriptive & Custom	2015	0.4%	2034	2.6%	2034	2.6%
406	NWS	Commercial	All	Restaurant	d Services Equip	ENERGY STAR Dishwasher	Commercial Prescriptive & Custom	2015	0.2%	2034	1.3%	2034	1.3%
407	NWS	Commercial	All	Restaurant	d Services Equip	ENERGY STAR Dishwasher	Commercial Prescriptive & Custom	2015	0.5%	2034	3.0%	2034	3.0%
408	NWS	Commercial	All	Restaurant	d Services Equip	ENERGY STAR Dishwasher	*N/A	*N/A	*N/A	*N/A	*N/A	*N/A	*N/A
409	NWS	Commercial	All	Hospital	d Services Equip	ENERGY STAR Fryer	Commercial Prescriptive & Custom	2015	0.3%	2034	2.0%	2034	2.0%
410	NWS	Commercial	All	Hospital	d Services Equip	ENERGY STAR Fryer	*N/A	*N/A	*N/A	*N/A	*N/A	*N/A	*N/A
411	NWS	Commercial	All	K12 Education	d Services Equip	ENERGY STAR Fryer	Commercial Prescriptive & Custom	2015	0.3%	2034	2.0%	2034	2.0%
412	NWS	Commercial	All	K12 Education	d Services Equip	ENERGY STAR Fryer	*N/A	*N/A	*N/A	*N/A	*N/A	*N/A	*N/A
413	NWS	Commercial	All	Education with Summer Sessions	d Services Equip	ENERGY STAR Fryer	Commercial Prescriptive & Custom	2015	0.3%	2034	2.0%	2034	2.0%
414	NWS	Commercial	All	Education with Summer Sessions	d Services Equip	ENERGY STAR Fryer	*N/A	*N/A	*N/A	*N/A	*N/A	*N/A	*N/A
415	NWS	Commercial	All	Lodging	d Services Equip	ENERGY STAR Fryer	Commercial Prescriptive & Custom	2015	0.3%	2034	2.0%	2034	2.0%
416	NWS	Commercial	All	Lodging	d Services Equip	ENERGY STAR Fryer	*N/A	*N/A	*N/A	*N/A	*N/A	*N/A	*N/A
417	NWS	Commercial	All	Restaurant	d Services Equip	ENERGY STAR Fryer	Commercial Prescriptive & Custom	2015	0.3%	2034	2.0%	2034	2.0%
418	NWS	Commercial	All	Restaurant	d Services Equip	ENERGY STAR Fryer	*N/A	*N/A	*N/A	*N/A	*N/A	*N/A	*N/A
419	NWS	Commercial	All	Hospital	d Services Equip	ENERGY STAR Griddle	*N/A	*N/A	*N/A	*N/A	*N/A	*N/A	*N/A
420	NWS	Commercial	All	K12 Education	d Services Equip	ENERGY STAR Griddle	*N/A	*N/A	*N/A	*N/A	*N/A	*N/A	*N/A

*N/A: Measure did not pass measure level screening and therefore was not included in a program

MEASURE DESCRIPTION							PROGRAM	PARTICIPATION LOW CASE					
Measure ID	Weather Sensitive	Sector	Sub-Sector	Building Type	End Use	Measure Name	Program	First Year of Participation (So Year)	First Year Annual Participation Rate (So)	Year of Maximum Annual Participation (Smax Year)	Maximum Annual Participation Rate (Smax)	Final Year of Participation (Fo Year)	Final Year Annual Participation Rate (Fo)
421	NWS	Commercial	All	Education with Summer Sessions	d Services Equip	ENERGY STAR Griddle	*N/A	*N/A	*N/A	*N/A	*N/A	*N/A	*N/A
422	NWS	Commercial	All	Lodging	d Services Equip	ENERGY STAR Griddle	*N/A	*N/A	*N/A	*N/A	*N/A	*N/A	*N/A
423	NWS	Commercial	All	Restaurant	d Services Equip	ENERGY STAR Griddle	*N/A	*N/A	*N/A	*N/A	*N/A	*N/A	*N/A
424	NWS	Commercial	All	Hospital	d Services Equip	ENERGY STAR Hot Food Holding Cabinets	*N/A	*N/A	*N/A	*N/A	*N/A	*N/A	*N/A
425	NWS	Commercial	All	K12 Education	d Services Equip	ENERGY STAR Hot Food Holding Cabinets	*N/A	*N/A	*N/A	*N/A	*N/A	*N/A	*N/A
426	NWS	Commercial	All	Education with Summer Sessions	d Services Equip	ENERGY STAR Hot Food Holding Cabinets	*N/A	*N/A	*N/A	*N/A	*N/A	*N/A	*N/A
427	NWS	Commercial	All	Lodging	d Services Equip	ENERGY STAR Hot Food Holding Cabinets	*N/A	*N/A	*N/A	*N/A	*N/A	*N/A	*N/A
428	NWS	Commercial	All	Restaurant	d Services Equip	ENERGY STAR Hot Food Holding Cabinets	*N/A	*N/A	*N/A	*N/A	*N/A	*N/A	*N/A
429	NWS	Commercial	All	Hospital	d Services Equip	ENERGY STAR Electric Convection Ovens	*N/A	*N/A	*N/A	*N/A	*N/A	*N/A	*N/A
430	NWS	Commercial	All	Hospital	d Services Equip	ENERGY STAR Electric Convection Ovens	*N/A	*N/A	*N/A	*N/A	*N/A	*N/A	*N/A
431	NWS	Commercial	All	K12 Education	d Services Equip	ENERGY STAR Electric Convection Ovens	*N/A	*N/A	*N/A	*N/A	*N/A	*N/A	*N/A
432	NWS	Commercial	All	K12 Education	d Services Equip	ENERGY STAR Electric Convection Ovens	*N/A	*N/A	*N/A	*N/A	*N/A	*N/A	*N/A
433	NWS	Commercial	All	Education with Summer Sessions	d Services Equip	ENERGY STAR Electric Convection Ovens	*N/A	*N/A	*N/A	*N/A	*N/A	*N/A	*N/A
434	NWS	Commercial	All	Education with Summer Sessions	d Services Equip	ENERGY STAR Electric Convection Ovens	*N/A	*N/A	*N/A	*N/A	*N/A	*N/A	*N/A
435	NWS	Commercial	All	Lodging	d Services Equip	ENERGY STAR Electric Convection Ovens	*N/A	*N/A	*N/A	*N/A	*N/A	*N/A	*N/A
436	NWS	Commercial	All	Lodging	d Services Equip	ENERGY STAR Electric Convection Ovens	*N/A	*N/A	*N/A	*N/A	*N/A	*N/A	*N/A
437	NWS	Commercial	All	Restaurant	d Services Equip	ENERGY STAR Electric Convection Ovens	*N/A	*N/A	*N/A	*N/A	*N/A	*N/A	*N/A
438	NWS	Commercial	All	Restaurant	d Services Equip	ENERGY STAR Electric Convection Ovens	*N/A	*N/A	*N/A	*N/A	*N/A	*N/A	*N/A
439	NWS	Commercial	All	K12 Education	d Services Equip	ENERGY STAR Steam Cooker	Commercial Prescriptive & Custom	2015	0.2%	2034	1.1%	2034	1.1%
440	NWS	Commercial	All	Education with Summer Sessions	d Services Equip	ENERGY STAR Steam Cooker	Commercial Prescriptive & Custom	2015	0.2%	2034	1.1%	2034	1.1%
441	NWS	Commercial	All	Lodging	d Services Equip	ENERGY STAR Steam Cooker	Commercial Prescriptive & Custom	2015	0.2%	2034	1.1%	2034	1.1%
442	NWS	Commercial	All	Restaurant	d Services Equip	ENERGY STAR Steam Cooker	Commercial Prescriptive & Custom	2015	0.2%	2034	1.1%	2034	1.1%
443	NWS	Commercial	All	Hospital	d Services Equip	EPA WaterSense Pre-Rinse Spray Valve	*N/A	*N/A	*N/A	*N/A	*N/A	*N/A	*N/A
444	NWS	Commercial	All	Education with Summer Sessions	d Services Equip	EPA WaterSense Pre-Rinse Spray Valve	*N/A	*N/A	*N/A	*N/A	*N/A	*N/A	*N/A
445	NWS	Commercial	All	Lodging	d Services Equip	EPA WaterSense Pre-Rinse Spray Valve	*N/A	*N/A	*N/A	*N/A	*N/A	*N/A	*N/A
446	NWS	Commercial	All	Restaurant	d Services Equip	EPA WaterSense Pre-Rinse Spray Valve	*N/A	*N/A	*N/A	*N/A	*N/A	*N/A	*N/A
447	NWS	Commercial	All	Hospital	Service Hot Wate	Electric Storage Water Heater	*N/A	*N/A	*N/A	*N/A	*N/A	*N/A	*N/A
448	NWS	Commercial	All	Hospital	Service Hot Wate	Electric Storage Water Heater	*N/A	*N/A	*N/A	*N/A	*N/A	*N/A	*N/A
449	NWS	Commercial	All	K12 Education	Service Hot Wate	Electric Storage Water Heater	*N/A	*N/A	*N/A	*N/A	*N/A	*N/A	*N/A
450	NWS	Commercial	All	K12 Education	Service Hot Wate	Electric Storage Water Heater	*N/A	*N/A	*N/A	*N/A	*N/A	*N/A	*N/A
451	NWS	Commercial	All	K12 Education	Service Hot Wate	Electric Storage Water Heater	*N/A	*N/A	*N/A	*N/A	*N/A	*N/A	*N/A
452	NWS	Commercial	All	Education with Summer Sessions	Service Hot Wate	Electric Storage Water Heater	*N/A	*N/A	*N/A	*N/A	*N/A	*N/A	*N/A
453	NWS	Commercial	All	Education with Summer Sessions	Service Hot Wate	Electric Storage Water Heater	*N/A	*N/A	*N/A	*N/A	*N/A	*N/A	*N/A
454	NWS	Commercial	All	Education with Summer Sessions	Service Hot Wate	Electric Storage Water Heater	*N/A	*N/A	*N/A	*N/A	*N/A	*N/A	*N/A
455	NWS	Commercial	All	Lodging	Service Hot Wate	Electric Storage Water Heater	*N/A	*N/A	*N/A	*N/A	*N/A	*N/A	*N/A
456	NWS	Commercial	All	Lodging	Service Hot Wate	Electric Storage Water Heater	*N/A	*N/A	*N/A	*N/A	*N/A	*N/A	*N/A
457	NWS	Commercial	All	Lodging	Service Hot Wate	Electric Storage Water Heater	*N/A	*N/A	*N/A	*N/A	*N/A	*N/A	*N/A
458	NWS	Commercial	All	Restaurant	Service Hot Wate	Electric Storage Water Heater	Commercial Prescriptive & Custom	2015	0.1%	2034	0.8%	2034	0.8%
459	NWS	Commercial	All	Restaurant	Service Hot Wate	Electric Storage Water Heater	Commercial Prescriptive & Custom	2015	0.3%	2034	1.7%	2034	1.7%
460	NWS	Commercial	All	Restaurant	Service Hot Wate	Electric Storage Water Heater	Commercial Prescriptive & Custom	2015	0.2%	2034	1.3%	2034	1.3%
461	NWS	Commercial	All	Hospital	Service Hot Wate	Heat Pump Storage Water Heater	*N/A	*N/A	*N/A	*N/A	*N/A	*N/A	*N/A
462	NWS	Commercial	All	K12 Education	Service Hot Wate	Heat Pump Storage Water Heater	*N/A	*N/A	*N/A	*N/A	*N/A	*N/A	*N/A
463	NWS	Commercial	All	Education with Summer Sessions	Service Hot Wate	Heat Pump Storage Water Heater	*N/A	*N/A	*N/A	*N/A	*N/A	*N/A	*N/A
464	NWS	Commercial	All	Lodging	Service Hot Wate	Heat Pump Storage Water Heater	*N/A	*N/A	*N/A	*N/A	*N/A	*N/A	*N/A
465	NWS	Commercial	All	Restaurant	Service Hot Wate	Heat Pump Storage Water Heater	*N/A	*N/A	*N/A	*N/A	*N/A	*N/A	*N/A
466	NWS	Commercial	All	Hospital	Service Hot Wate	Low Flow Faucet Aerators - Electric DHW fuel	*N/A	*N/A	*N/A	*N/A	*N/A	*N/A	*N/A
467	NWS	Commercial	All	K12 Education	Service Hot Wate	Low Flow Faucet Aerators - Electric DHW fuel	*N/A	*N/A	*N/A	*N/A	*N/A	*N/A	*N/A
468	NWS	Commercial	All	Education with Summer Sessions	Service Hot Wate	Low Flow Faucet Aerators - Electric DHW fuel	*N/A	*N/A	*N/A	*N/A	*N/A	*N/A	*N/A
469	NWS	Commercial	All	Lodging	Service Hot Wate	Low Flow Faucet Aerators - Electric DHW fuel	*N/A	*N/A	*N/A	*N/A	*N/A	*N/A	*N/A
470	NWS	Commercial	All	Restaurant	Service Hot Wate	Low Flow Faucet Aerators - Electric DHW fuel	Commercial Prescriptive & Custom	2015	0.5%	2034	3.0%	2034	3.0%
471	NWS	Commercial	Small Commercial	All	Lighting	Small Business Program Audit & Direct Install	*N/A	*N/A	*N/A	*N/A	*N/A	*N/A	*N/A
472	NWS	Commercial	Small Commercial	All	Lighting	Small Business Program Audit & Direct Install	Small Business Solutions	2015	0.3%	2034	1.5%	2034	1.5%
473	NWS	Commercial	Small Commercial	All	Service Hot Wate	Small Business Program Audit & Direct Install	*N/A	*N/A	*N/A	*N/A	*N/A	*N/A	*N/A
474	NWS	Commercial	Small Commercial	All	Lighting	Small Business Program Lighting Upgrade Package	Small Business Solutions	2015	0.1%	2034	0.4%	2034	0.4%
475	NWS	Commercial	Small Commercial	All	Refrigeration	Small Business Program Refrigeration Upgrade Package	Small Business Solutions	2015	0.2%	2034	1.2%	2034	1.2%
476	NWS	Commercial	All	Data Center	HVAC	Air Flow Management	Data Center	2015	4.8%	2015	4.8%	2034	4.8%
477	NWS	Commercial	All	Data Center	HVAC	Air Flow Management	Data Center	2015	4.8%	2015	4.8%	2034	4.8%
478	NWS	Commercial	All	Data Center	HVAC	Air Flow Management	Data Center	2015	4.8%	2015	4.8%	2034	4.8%
479	NWS	Commercial	All	Data Center	HVAC	Air Flow Management	Data Center	2015	4.8%	2015	4.8%	2034	4.8%
480	NWS	Commercial	All	Data Center	Miscellaneous	Load Distribution	Data Center	2015	4.8%	2015	4.8%	2034	4.8%

*N/A: Measure did not pass measure level screening and therefore was not included in a program

MEASURE DESCRIPTION							PROGRAM	PARTICIPATION LOW CASE					
Measure ID	Weather Sensitive	Sector	Sub-Sector	Building Type	End Use	Measure Name	Program	First Year of Participation (So Year)	First Year Annual Participation Rate (So)	Year of Maximum Annual Participation (Smax Year)	Maximum Annual Participation Rate (Smax)	Final Year of Participation (Fo Year)	Final Year Annual Participation Rate (Fo)
481	NWS	Commercial	All	Data Center	Miscellaneous	Load Distribution	Data Center	2015	4.8%	2015	4.8%	2034	4.8%
482	NWS	Commercial	All	Data Center	Miscellaneous	Load Distribution	Data Center	2015	4.8%	2015	4.8%	2034	4.8%
483	NWS	Commercial	All	Data Center	Miscellaneous	Load Distribution	Data Center	2015	4.8%	2015	4.8%	2034	4.8%
484	NWS	Commercial	All	Data Center	HVAC	Waterside Economizer	*N/A	*N/A	*N/A	*N/A	*N/A	*N/A	*N/A
485	NWS	Commercial	All	Data Center	HVAC	Waterside Economizer	*N/A	*N/A	*N/A	*N/A	*N/A	*N/A	*N/A
486	NWS	Commercial	All	Data Center	HVAC	Air Flow Management	Data Center	2015	4.8%	2015	4.8%	2034	4.8%
487	NWS	Commercial	All	Data Center	HVAC	Air Flow Management	Data Center	2015	4.8%	2015	4.8%	2034	4.8%
488	NWS	Commercial	All	Data Center	HVAC	Air Flow Management	Data Center	2015	4.8%	2015	4.8%	2034	4.8%
489	NWS	Commercial	All	Data Center	HVAC	Air Flow Management	Data Center	2015	4.8%	2015	4.8%	2034	4.8%
490	NWS	Commercial	All	Data Center	Miscellaneous	Load Distribution	Data Center	2015	4.8%	2015	4.8%	2034	4.8%
491	NWS	Commercial	All	Data Center	Miscellaneous	Load Distribution	Data Center	2015	4.8%	2015	4.8%	2034	4.8%
492	NWS	Commercial	All	Data Center	Miscellaneous	Load Distribution	Data Center	2015	4.8%	2015	4.8%	2034	4.8%
493	NWS	Commercial	All	Data Center	Miscellaneous	Load Distribution	Data Center	2015	4.8%	2015	4.8%	2034	4.8%
494	NWS	Commercial	All	Data Center	HVAC	Waterside Economizer	Data Center	2015	4.8%	2015	4.8%	2034	4.8%
495	NWS	Commercial	All	Data Center	HVAC	Waterside Economizer	Data Center	2015	4.8%	2015	4.8%	2034	#N/A
496	WS	Commercial	Large Commercial	All	Misc	Commercial New Construction	Commercial New Construction	2015	10.0%	2017	20.0%	2017	0.0%
497	WS	Commercial	Large Commercial	All	Misc	Commercial New Construction	Commercial New Construction	2018	25.0%	2019	33.0%	2034	#N/A
498	WS	Commercial	Small Commercial	All	Misc	Commercial New Construction	Commercial New Construction	2015	10.0%	2017	20.0%	2017	0.0%
499	WS	Commercial	Small Commercial	All	Misc	Commercial New Construction	Commercial New Construction	2018	25.0%	2019	33.0%	2034	33.0%
500	WS	Commercial	Large Commercial	All	Misc	Retrocommissioning	RetroCommissioning	2015	0.5%	2018	2.5%	2034	1.1%
501	WS	Commercial	Large Commercial	All	Misc	Retrocommissioning	RetroCommissioning	2015	0.5%	2018	2.5%	2034	1.1%
502	NWS	Commercial	All	All	Misc	Enabled Dynamic Pricing (Non-Res)	Non-Residential Dynamic Pricing	2015	0.2%	2017	0.5%	2034	0.5%
503	NWS	Commercial	All	All	Misc	Non-Enabled Dynamic Pricing (Non-Res)	Non-Residential Dynamic Pricing	2015	0.2%	2017	0.5%	2034	0.5%

*N/A: Measure did not pass measure level screening and therefore was not included in a program

MEASURE DESCRIPTION							PROGRAM	PARTICIPATION HIGH CASE					
Measure ID	Weather Sensitive	Sector	Sub-Sector	Building Type	End Use	Measure Name	Program	First Year of Participation (So Year)	First Year Annual Participation Rate (So)	Year of Maximum Annual Participation (Smax Year)	Maximum Annual Participation Rate (Smax)	Final Year of Participation (Fo Year)	Final Year Annual Participation Rate (Fo)
1	WS	Commercial	Small Commercial	All	HVAC	Unitary and Split System AC/HP Equipmen	Commercial Prescriptive & Custom	2015	15.9%	2015	15.9%	2015	15.9%
2	WS	Commercial	Small Commercial	All	HVAC	Unitary and Split System AC/HP Equipmen	Commercial Prescriptive & Custom	2015	15.9%	2015	15.9%	2015	15.9%
3	WS	Commercial	Small Commercial	All	HVAC	Unitary and Split System AC/HP Equipmen	*N/A	*N/A	*N/A	*N/A	*N/A	*N/A	*N/A
4	WS	Commercial	Small Commercial	All	HVAC	Unitary and Split System AC/HP Equipmen	Commercial Prescriptive & Custom	2015	15.9%	2015	15.9%	2015	15.9%
5	WS	Commercial	Small Commercial	All	HVAC	Unitary and Split System AC/HP Equipmen	*N/A	*N/A	*N/A	*N/A	*N/A	*N/A	*N/A
6	WS	Commercial	Small Commercial	All	HVAC	Unitary and Split System AC/HP Equipmen	Commercial Prescriptive & Custom	2015	15.9%	2015	15.9%	2015	15.9%
7	WS	Commercial	Small Commercial	All	HVAC	Unitary and Split System AC/HP Equipmen	Commercial Prescriptive & Custom	2015	15.9%	2015	15.9%	2015	15.9%
8	WS	Commercial	Small Commercial	All	HVAC	Unitary and Split System AC/HP Equipmen	Commercial Prescriptive & Custom	2015	15.9%	2015	15.9%	2015	15.9%
9	WS	Commercial	Small Commercial	All	HVAC	Unitary and Split System AC/HP Equipmen	*N/A	*N/A	*N/A	*N/A	*N/A	*N/A	*N/A
10	WS	Commercial	Small Commercial	All	HVAC	Unitary and Split System AC/HP Equipmen	Commercial Prescriptive & Custom	2015	15.9%	2015	15.9%	2015	15.9%
11	WS	Commercial	Small Commercial	All	HVAC	Unitary and Split System AC/HP Equipmen	Commercial Prescriptive & Custom	2015	15.9%	2015	15.9%	2015	15.9%
12	WS	Commercial	Small Commercial	All	HVAC	Unitary and Split System AC/HP Equipmen	Commercial Prescriptive & Custom	2015	15.9%	2015	15.9%	2015	15.9%
13	WS	Commercial	Large Commercial	K12 Education	HVAC	Unitary and Split System AC/HP Equipmen	Commercial Prescriptive & Custom	2015	15.9%	2015	15.9%	2015	15.9%
14	WS	Commercial	Large Commercial	Education with Summer Sessions	HVAC	Unitary and Split System AC/HP Equipmen	Commercial Prescriptive & Custom	2015	15.9%	2015	15.9%	2015	15.9%
15	WS	Commercial	Large Commercial	Lodging	HVAC	Unitary and Split System AC/HP Equipmen	Commercial Prescriptive & Custom	2015	15.9%	2015	15.9%	2015	15.9%
16	WS	Commercial	Large Commercial	General Large Commercial	HVAC	Unitary and Split System AC/HP Equipmen	Commercial Prescriptive & Custom	2015	15.9%	2015	15.9%	2015	15.9%
17	WS	Commercial	Large Commercial	K12 Education	HVAC	Unitary and Split System AC/HP Equipmen	*N/A	*N/A	*N/A	*N/A	*N/A	*N/A	*N/A
18	WS	Commercial	Large Commercial	Education with Summer Sessions	HVAC	Unitary and Split System AC/HP Equipmen	Commercial Prescriptive & Custom	2015	15.9%	2015	15.9%	2015	15.9%
19	WS	Commercial	Large Commercial	Lodging	HVAC	Unitary and Split System AC/HP Equipmen	Commercial Prescriptive & Custom	2015	15.9%	2015	15.9%	2015	15.9%
20	WS	Commercial	Large Commercial	General Large Commercial	HVAC	Unitary and Split System AC/HP Equipmen	Commercial Prescriptive & Custom	2015	15.9%	2015	15.9%	2015	15.9%
21	WS	Commercial	Large Commercial	K12 Education	HVAC	Unitary and Split System AC/HP Equipmen	Commercial Prescriptive & Custom	2015	15.9%	2015	15.9%	2015	15.9%
22	WS	Commercial	Large Commercial	Education with Summer Sessions	HVAC	Unitary and Split System AC/HP Equipmen	Commercial Prescriptive & Custom	2015	15.9%	2015	15.9%	2015	15.9%
23	WS	Commercial	Large Commercial	Lodging	HVAC	Unitary and Split System AC/HP Equipmen	Commercial Prescriptive & Custom	2015	15.9%	2015	15.9%	2015	15.9%
24	WS	Commercial	Large Commercial	General Large Commercial	HVAC	Unitary and Split System AC/HP Equipmen	Commercial Prescriptive & Custom	2015	15.9%	2015	15.9%	2015	15.9%
25	WS	Commercial	Small Commercial	All	HVAC	Unitary and Split System AC/HP Equipmen	Commercial Prescriptive & Custom	2016	30.3%	2034	63.8%	2034	63.8%
26	WS	Commercial	Small Commercial	All	HVAC	Unitary and Split System AC/HP Equipmen	Commercial Prescriptive & Custom	2016	30.3%	2034	63.8%	2034	63.8%
27	WS	Commercial	Small Commercial	All	HVAC	Unitary and Split System AC/HP Equipmen	Commercial Prescriptive & Custom	2016	30.3%	2034	63.8%	2034	63.8%
28	WS	Commercial	Small Commercial	All	HVAC	Unitary and Split System AC/HP Equipmen	Commercial Prescriptive & Custom	2016	30.3%	2034	63.8%	2034	63.8%
29	WS	Commercial	Small Commercial	All	HVAC	Unitary and Split System AC/HP Equipmen	Commercial Prescriptive & Custom	2016	30.3%	2034	63.8%	2034	63.8%
30	WS	Commercial	Small Commercial	All	HVAC	Unitary and Split System AC/HP Equipmen	Commercial Prescriptive & Custom	2016	30.3%	2034	63.8%	2034	63.8%
31	WS	Commercial	Large Commercial	K12 Education	HVAC	Unitary and Split System AC/HP Equipmen	*N/A	*N/A	*N/A	*N/A	*N/A	*N/A	*N/A
32	WS	Commercial	Large Commercial	Education with Summer Sessions	HVAC	Unitary and Split System AC/HP Equipmen	Commercial Prescriptive & Custom	2016	30.3%	2034	63.8%	2034	63.8%
33	WS	Commercial	Large Commercial	Lodging	HVAC	Unitary and Split System AC/HP Equipmen	Commercial Prescriptive & Custom	2016	30.3%	2034	63.8%	2034	63.8%
34	WS	Commercial	Large Commercial	General Large Commercial	HVAC	Unitary and Split System AC/HP Equipmen	Commercial Prescriptive & Custom	2016	30.3%	2034	63.8%	2034	63.8%
35	WS	Commercial	Large Commercial	K12 Education	HVAC	Unitary and Split System AC/HP Equipmen	*N/A	*N/A	*N/A	*N/A	*N/A	*N/A	*N/A
36	WS	Commercial	Large Commercial	Education with Summer Sessions	HVAC	Unitary and Split System AC/HP Equipmen	*N/A	*N/A	*N/A	*N/A	*N/A	*N/A	*N/A
37	WS	Commercial	Large Commercial	Lodging	HVAC	Unitary and Split System AC/HP Equipmen	*N/A	*N/A	*N/A	*N/A	*N/A	*N/A	*N/A
38	WS	Commercial	Large Commercial	General Large Commercial	HVAC	Unitary and Split System AC/HP Equipmen	*N/A	*N/A	*N/A	*N/A	*N/A	*N/A	*N/A
39	WS	Commercial	Small Commercial	Lodging	HVAC	PTAC	*N/A	*N/A	*N/A	*N/A	*N/A	*N/A	*N/A
40	NWS	Commercial	Small Commercial	Lodging	HVAC	Occupancy-Based PTAC/PTHP Controls	*N/A	*N/A	*N/A	*N/A	*N/A	*N/A	*N/A
41	WS	Commercial	Large Commercial	K12 Education	HVAC	Air or Water Cooled Chilling Equipment (Chillers	*N/A	*N/A	*N/A	*N/A	*N/A	*N/A	*N/A
42	WS	Commercial	Large Commercial	Education with Summer Sessions	HVAC	Air or Water Cooled Chilling Equipment (Chillers	Commercial Prescriptive & Custom	2015	15.9%	2034	63.8%	2034	63.8%
43	WS	Commercial	Large Commercial	Lodging	HVAC	Air or Water Cooled Chilling Equipment (Chillers	Commercial Prescriptive & Custom	2015	15.9%	2034	63.8%	2034	63.8%
44	WS	Commercial	Large Commercial	General Large Commercial	HVAC	Air or Water Cooled Chilling Equipment (Chillers	Commercial Prescriptive & Custom	2015	15.9%	2034	63.8%	2034	63.8%
45	WS	Commercial	Large Commercial	K12 Education	HVAC	Air or Water Cooled Chilling Equipment (Chillers	*N/A	*N/A	*N/A	*N/A	*N/A	*N/A	*N/A
46	WS	Commercial	Large Commercial	Education with Summer Sessions	HVAC	Air or Water Cooled Chilling Equipment (Chillers	*N/A	*N/A	*N/A	*N/A	*N/A	*N/A	*N/A
47	WS	Commercial	Large Commercial	Lodging	HVAC	Air or Water Cooled Chilling Equipment (Chillers	Commercial Prescriptive & Custom	2015	15.9%	2034	63.8%	2034	63.8%
48	WS	Commercial	Large Commercial	General Large Commercial	HVAC	Air or Water Cooled Chilling Equipment (Chillers	*N/A	*N/A	*N/A	*N/A	*N/A	*N/A	*N/A
49	WS	Commercial	Large Commercial	Hospital	HVAC	Air or Water Cooled Chilling Equipment (Chillers	Commercial Prescriptive & Custom	2015	15.9%	2034	63.8%	2034	63.8%
50	WS	Commercial	Large Commercial	K12 Education	HVAC	Air or Water Cooled Chilling Equipment (Chillers	*N/A	*N/A	*N/A	*N/A	*N/A	*N/A	*N/A
51	WS	Commercial	Large Commercial	Education with Summer Sessions	HVAC	Air or Water Cooled Chilling Equipment (Chillers	Commercial Prescriptive & Custom	2015	15.9%	2034	63.8%	2034	63.8%
52	WS	Commercial	Large Commercial	Lodging	HVAC	Air or Water Cooled Chilling Equipment (Chillers	Commercial Prescriptive & Custom	2015	15.9%	2034	63.8%	2034	63.8%
53	WS	Commercial	Large Commercial	General Large Commercial	HVAC	Air or Water Cooled Chilling Equipment (Chillers	Commercial Prescriptive & Custom	2015	15.9%	2034	63.8%	2034	63.8%
54	WS	Commercial	Large Commercial	Hospital	HVAC	Air or Water Cooled Chilling Equipment (Chillers	Commercial Prescriptive & Custom	2015	15.9%	2034	63.8%	2034	63.8%
55	WS	Commercial	Large Commercial	K12 Education	HVAC	Air or Water Cooled Chilling Equipment (Chillers	*N/A	*N/A	*N/A	*N/A	*N/A	*N/A	*N/A
56	WS	Commercial	Large Commercial	Education with Summer Sessions	HVAC	Air or Water Cooled Chilling Equipment (Chillers	Commercial Prescriptive & Custom	2015	15.9%	2034	63.8%	2034	63.8%
57	WS	Commercial	Large Commercial	Lodging	HVAC	Air or Water Cooled Chilling Equipment (Chillers	Commercial Prescriptive & Custom	2015	15.9%	2034	63.8%	2034	63.8%
58	WS	Commercial	Large Commercial	General Large Commercial	HVAC	Air or Water Cooled Chilling Equipment (Chillers	Commercial Prescriptive & Custom	2015	15.9%	2034	63.8%	2034	63.8%
59	WS	Commercial	Large Commercial	Hospital	HVAC	Air or Water Cooled Chilling Equipment (Chillers	Commercial Prescriptive & Custom	2015	15.9%	2034	63.8%	2034	63.8%
60	WS	Commercial	Large Commercial	Education with Summer Sessions	HVAC	Air or Water Cooled Chilling Equipment (Chillers	Commercial Prescriptive & Custom	2015	15.9%	2034	63.8%	2034	63.8%

*N/A: Measure did not pass measure level screening and therefore was not included in a program

MEASURE DESCRIPTION							PROGRAM	PARTICIPATION HIGH CASE					
Measure ID	Weather Sensitive	Sector	Sub-Sector	Building Type	End Use	Measure Name	Program	First Year of Participation (So Year)	First Year Annual Participation Rate (So)	Year of Maximum Annual Participation (Smax Year)	Maximum Annual Participation Rate (Smax)	Final Year of Participation (Fo Year)	Final Year Annual Participation Rate (Fo)
61	WS	Commercial	Large Commercial	Lodging	HVAC	Air or Water Cooled Chilling Equipment (Chillers	Commercial Prescriptive & Custom	2015	15.9%	2034	63.8%	2034	63.8%
62	WS	Commercial	Large Commercial	General Large Commercial	HVAC	Air or Water Cooled Chilling Equipment (Chillers	Commercial Prescriptive & Custom	2015	15.9%	2034	63.8%	2034	63.8%
63	WS	Commercial	Large Commercial	Hospital	HVAC	Air or Water Cooled Chilling Equipment (Chillers	Commercial Prescriptive & Custom	2015	15.9%	2034	63.8%	2034	63.8%
64	WS	Commercial	Large Commercial	Education with Summer Sessions	HVAC	Air or Water Cooled Chilling Equipment (Chillers	Commercial Prescriptive & Custom	2015	15.9%	2034	63.8%	2034	63.8%
65	WS	Commercial	Large Commercial	Lodging	HVAC	Air or Water Cooled Chilling Equipment (Chillers	Commercial Prescriptive & Custom	2015	15.9%	2034	63.8%	2034	63.8%
66	WS	Commercial	Large Commercial	General Large Commercial	HVAC	Air or Water Cooled Chilling Equipment (Chillers	Commercial Prescriptive & Custom	2015	15.9%	2034	63.8%	2034	63.8%
67	NWS	Commercial	Large Commercial	Hospital	HVAC	Variable Speed Drives for HVAC	Commercial Prescriptive & Custom	2015	0.0%	2034	0.1%	2034	0.1%
68	NWS	Commercial	Large Commercial	Hospital	HVAC	Variable Speed Drives for HVAC	Commercial Prescriptive & Custom	2015	0.0%	2034	0.1%	2034	0.1%
69	NWS	Commercial	Large Commercial	Hospital	HVAC	Variable Speed Drives for HVAC	Commercial Prescriptive & Custom	2015	0.0%	2034	0.1%	2034	0.1%
70	NWS	Commercial	Large Commercial	Hospital	HVAC	Variable Speed Drives for HVAC	Commercial Prescriptive & Custom	2015	0.0%	2034	0.1%	2034	0.1%
71	NWS	Commercial	Large Commercial	K12 Education	HVAC	Variable Speed Drives for HVAC	Commercial Prescriptive & Custom	2015	0.0%	2034	0.1%	2034	0.1%
72	NWS	Commercial	Large Commercial	K12 Education	HVAC	Variable Speed Drives for HVAC	Commercial Prescriptive & Custom	2015	0.0%	2034	0.1%	2034	0.1%
73	NWS	Commercial	Large Commercial	K12 Education	HVAC	Variable Speed Drives for HVAC	Commercial Prescriptive & Custom	2015	0.0%	2034	0.1%	2034	0.1%
74	NWS	Commercial	Large Commercial	K12 Education	HVAC	Variable Speed Drives for HVAC	Commercial Prescriptive & Custom	2015	0.0%	2034	0.1%	2034	0.1%
75	NWS	Commercial	Large Commercial	Education with Summer Sessions	HVAC	Variable Speed Drives for HVAC	Commercial Prescriptive & Custom	2015	0.0%	2034	0.1%	2034	0.1%
76	NWS	Commercial	Large Commercial	Education with Summer Sessions	HVAC	Variable Speed Drives for HVAC	Commercial Prescriptive & Custom	2015	0.0%	2034	0.1%	2034	0.1%
77	NWS	Commercial	Large Commercial	Education with Summer Sessions	HVAC	Variable Speed Drives for HVAC	Commercial Prescriptive & Custom	2015	0.0%	2034	0.1%	2034	0.1%
78	NWS	Commercial	Large Commercial	Education with Summer Sessions	HVAC	Variable Speed Drives for HVAC	Commercial Prescriptive & Custom	2015	0.0%	2034	0.1%	2034	0.1%
79	NWS	Commercial	Large Commercial	Lodging	HVAC	Variable Speed Drives for HVAC	Commercial Prescriptive & Custom	2015	0.0%	2034	0.1%	2034	0.1%
80	NWS	Commercial	Large Commercial	Lodging	HVAC	Variable Speed Drives for HVAC	Commercial Prescriptive & Custom	2015	0.0%	2034	0.1%	2034	0.1%
81	NWS	Commercial	Large Commercial	Lodging	HVAC	Variable Speed Drives for HVAC	Commercial Prescriptive & Custom	2015	0.0%	2034	0.1%	2034	0.1%
82	NWS	Commercial	Large Commercial	Lodging	HVAC	Variable Speed Drives for HVAC	Commercial Prescriptive & Custom	2015	0.0%	2034	0.1%	2034	0.1%
83	NWS	Commercial	Large Commercial	General Large Commercial	HVAC	Variable Speed Drives for HVAC	Commercial Prescriptive & Custom	2015	0.0%	2034	0.1%	2034	0.1%
84	NWS	Commercial	Large Commercial	General Large Commercial	HVAC	Variable Speed Drives for HVAC	Commercial Prescriptive & Custom	2015	0.0%	2034	0.1%	2034	0.1%
85	NWS	Commercial	Large Commercial	General Large Commercial	HVAC	Variable Speed Drives for HVAC	Commercial Prescriptive & Custom	2015	0.0%	2034	0.1%	2034	0.1%
86	NWS	Commercial	Large Commercial	General Large Commercial	HVAC	Variable Speed Drives for HVAC	Commercial Prescriptive & Custom	2015	0.0%	2034	0.1%	2034	0.1%
87	NWS	Commercial	Small Commercial	All	HVAC	Dual Enthalpy Economizer	Commercial Prescriptive & Custom	2015	0.0%	2034	0.1%	2034	0.1%
88	NWS	Commercial	Large Commercial	All	HVAC	Dual Enthalpy Economizer	Commercial Prescriptive & Custom	2015	0.0%	2034	0.1%	2034	0.1%
89	NWS	Commercial	Small Commercial	All	HVAC	Demand Controlled Ventilatior	Commercial Prescriptive & Custom	2015	0.0%	2034	0.1%	2034	0.1%
90	NWS	Commercial	Large Commercial	All	HVAC	Demand Controlled Ventilatior	Commercial Prescriptive & Custom	2015	0.0%	2034	0.1%	2034	0.1%
91	WS	Commercial	Small Commercial	All	HVAC	Ground Source Heatpump	*N/A	*N/A	*N/A	*N/A	*N/A	*N/A	*N/A
92	WS	Commercial	Small Commercial	All	HVAC	AC Tune-Up	Small Business Solutions	2015	0.5%	2034	2.0%	2034	2.0%
93	NWS	Commercial	Small Commercial	All	HVAC	Electronically Commutated Motors for Refrigeration and	Small Business Solutions	2015	0.5%	2034	2.0%	2034	2.0%
94	NWS	Commercial	All	Hospital	Lighting	High Performance T8/T5 with Low-BF Ballas	*N/A	*N/A	*N/A	*N/A	*N/A	*N/A	*N/A
95	NWS	Commercial	All	Hospital	Lighting	High Performance T8/T5 with Low-BF Ballas	*N/A	*N/A	*N/A	*N/A	*N/A	*N/A	*N/A
96	NWS	Commercial	All	Hospital	Lighting	High Performance T8/T5 with Low-BF Ballas	*N/A	*N/A	*N/A	*N/A	*N/A	*N/A	*N/A
97	NWS	Commercial	All	Hospital	Lighting	High Performance T8/T5 with Low-BF Ballas	*N/A	*N/A	*N/A	*N/A	*N/A	*N/A	*N/A
98	NWS	Commercial	All	K12 Education	Lighting	High Performance T8/T5 with Low-BF Ballas	*N/A	*N/A	*N/A	*N/A	*N/A	*N/A	*N/A
99	NWS	Commercial	All	K12 Education	Lighting	High Performance T8/T5 with Low-BF Ballas	*N/A	*N/A	*N/A	*N/A	*N/A	*N/A	*N/A
100	NWS	Commercial	All	K12 Education	Lighting	High Performance T8/T5 with Low-BF Ballas	*N/A	*N/A	*N/A	*N/A	*N/A	*N/A	*N/A
101	NWS	Commercial	All	K12 Education	Lighting	High Performance T8/T5 with Low-BF Ballas	*N/A	*N/A	*N/A	*N/A	*N/A	*N/A	*N/A
102	NWS	Commercial	All	Education with Summer Sessions	Lighting	High Performance T8/T5 with Low-BF Ballas	*N/A	*N/A	*N/A	*N/A	*N/A	*N/A	*N/A
103	NWS	Commercial	All	Education with Summer Sessions	Lighting	High Performance T8/T5 with Low-BF Ballas	*N/A	*N/A	*N/A	*N/A	*N/A	*N/A	*N/A
104	NWS	Commercial	All	Education with Summer Sessions	Lighting	High Performance T8/T5 with Low-BF Ballas	*N/A	*N/A	*N/A	*N/A	*N/A	*N/A	*N/A
105	NWS	Commercial	All	Education with Summer Sessions	Lighting	High Performance T8/T5 with Low-BF Ballas	*N/A	*N/A	*N/A	*N/A	*N/A	*N/A	*N/A
106	NWS	Commercial	All	Lodging	Lighting	High Performance T8/T5 with Low-BF Ballas	*N/A	*N/A	*N/A	*N/A	*N/A	*N/A	*N/A
107	NWS	Commercial	All	Lodging	Lighting	High Performance T8/T5 with Low-BF Ballas	*N/A	*N/A	*N/A	*N/A	*N/A	*N/A	*N/A
108	NWS	Commercial	All	Lodging	Lighting	High Performance T8/T5 with Low-BF Ballas	*N/A	*N/A	*N/A	*N/A	*N/A	*N/A	*N/A
109	NWS	Commercial	All	Lodging	Lighting	High Performance T8/T5 with Low-BF Ballas	*N/A	*N/A	*N/A	*N/A	*N/A	*N/A	*N/A
110	NWS	Commercial	All	General Large Commercial	Lighting	High Performance T8/T5 with Low-BF Ballas	*N/A	*N/A	*N/A	*N/A	*N/A	*N/A	*N/A
111	NWS	Commercial	All	General Large Commercial	Lighting	High Performance T8/T5 with Low-BF Ballas	*N/A	*N/A	*N/A	*N/A	*N/A	*N/A	*N/A
112	NWS	Commercial	All	General Large Commercial	Lighting	High Performance T8/T5 with Low-BF Ballas	*N/A	*N/A	*N/A	*N/A	*N/A	*N/A	*N/A
113	NWS	Commercial	All	General Large Commercial	Lighting	High Performance T8/T5 with Low-BF Ballas	*N/A	*N/A	*N/A	*N/A	*N/A	*N/A	*N/A
114	NWS	Commercial	All	General Small Commercial	Lighting	High Performance T8/T5 with Low-BF Ballas	*N/A	*N/A	*N/A	*N/A	*N/A	*N/A	*N/A
115	NWS	Commercial	All	General Small Commercial	Lighting	High Performance T8/T5 with Low-BF Ballas	*N/A	*N/A	*N/A	*N/A	*N/A	*N/A	*N/A
116	NWS	Commercial	All	General Small Commercial	Lighting	High Performance T8/T5 with Low-BF Ballas	*N/A	*N/A	*N/A	*N/A	*N/A	*N/A	*N/A
117	NWS	Commercial	All	General Small Commercial	Lighting	High Performance T8/T5 with Low-BF Ballas	*N/A	*N/A	*N/A	*N/A	*N/A	*N/A	*N/A
118	NWS	Commercial	All	Hospital	Lighting	Reduced Wattage T8/T5 Lamps	Commercial Prescriptive & Custom	2015	1.0%	2034	4.0%	2034	4.0%
119	NWS	Commercial	All	K12 Education	Lighting	Reduced Wattage T8/T5 Lamps	Commercial Prescriptive & Custom	2015	1.0%	2034	4.0%	2034	4.0%
120	NWS	Commercial	All	Education with Summer Sessions	Lighting	Reduced Wattage T8/T5 Lamps	Commercial Prescriptive & Custom	2015	1.0%	2034	4.0%	2034	4.0%

*N/A: Measure did not pass measure level screening and therefore was not included in a program

MEASURE DESCRIPTION							PROGRAM	PARTICIPATION HIGH CASE					
Measure ID	Weather Sensitive	Sector	Sub-Sector	Building Type	End Use	Measure Name	Program	First Year of Participation (So Year)	First Year Annual Participation Rate (So)	Year of Maximum Annual Participation (Smax Year)	Maximum Annual Participation Rate (Smax)	Final Year of Participation (Fo Year)	Final Year Annual Participation Rate (Fo)
121	NWS	Commercial	All	Lodging	Lighting	Reduced Wattage T8/T5 Lamps	Commercial Prescriptive & Custom	2015	1.0%	2034	4.0%	2034	4.0%
122	NWS	Commercial	All	General Large Commercial	Lighting	Reduced Wattage T8/T5 Lamps	Commercial Prescriptive & Custom	2015	1.0%	2034	4.0%	2034	4.0%
123	NWS	Commercial	All	General Small Commercial	Lighting	Reduced Wattage T8/T5 Lamps	Commercial Prescriptive & Custom	2015	1.0%	2034	4.0%	2034	4.0%
124	NWS	Commercial	All	Hospital	Lighting	Reduced Wattage T8/T5 Lamps	*N/A	*N/A	*N/A	*N/A	*N/A	*N/A	*N/A
125	NWS	Commercial	All	K12 Education	Lighting	Reduced Wattage T8/T5 Lamps	*N/A	*N/A	*N/A	*N/A	*N/A	*N/A	*N/A
126	NWS	Commercial	All	Education with Summer Sessions	Lighting	Reduced Wattage T8/T5 Lamps	*N/A	*N/A	*N/A	*N/A	*N/A	*N/A	*N/A
127	NWS	Commercial	All	Lodging	Lighting	Reduced Wattage T8/T5 Lamps	*N/A	*N/A	*N/A	*N/A	*N/A	*N/A	*N/A
128	NWS	Commercial	All	General Large Commercial	Lighting	Reduced Wattage T8/T5 Lamps	*N/A	*N/A	*N/A	*N/A	*N/A	*N/A	*N/A
129	NWS	Commercial	All	General Small Commercial	Lighting	Reduced Wattage T8/T5 Lamps	*N/A	*N/A	*N/A	*N/A	*N/A	*N/A	*N/A
130	NWS	Commercial	All	Hospital	Lighting	Linear Florescent Fixture Upgrade	Commercial Prescriptive & Custom	2015	1.1%	2034	4.3%	2034	4.3%
131	NWS	Commercial	All	K12 Education	Lighting	Linear Florescent Fixture Upgrade	Commercial Prescriptive & Custom	2015	1.1%	2034	4.3%	2034	4.3%
132	NWS	Commercial	All	Education with Summer Sessions	Lighting	Linear Florescent Fixture Upgrade	Commercial Prescriptive & Custom	2015	1.1%	2034	4.3%	2034	4.3%
133	NWS	Commercial	All	Lodging	Lighting	Linear Florescent Fixture Upgrade	Commercial Prescriptive & Custom	2015	1.1%	2034	4.3%	2034	4.3%
134	NWS	Commercial	All	General Large Commercial	Lighting	Linear Florescent Fixture Upgrade	Commercial Prescriptive & Custom	2015	1.1%	2034	4.3%	2034	4.3%
135	NWS	Commercial	All	General Small Commercial	Lighting	Linear Florescent Fixture Upgrade	Commercial Prescriptive & Custom	2015	1.1%	2034	4.3%	2034	4.3%
136	NWS	Commercial	All	Hospital	Lighting	Linear Florescent Fixture Upgrade	Commercial Prescriptive & Custom	2015	1.1%	2034	4.3%	2034	4.3%
137	NWS	Commercial	All	K12 Education	Lighting	Linear Florescent Fixture Upgrade	Commercial Prescriptive & Custom	2015	1.1%	2034	4.3%	2034	4.3%
138	NWS	Commercial	All	Education with Summer Sessions	Lighting	Linear Florescent Fixture Upgrade	Commercial Prescriptive & Custom	2015	1.1%	2034	4.3%	2034	4.3%
139	NWS	Commercial	All	Lodging	Lighting	Linear Florescent Fixture Upgrade	Commercial Prescriptive & Custom	2015	1.1%	2034	4.5%	2034	4.5%
140	NWS	Commercial	All	General Large Commercial	Lighting	Linear Florescent Fixture Upgrade	Commercial Prescriptive & Custom	2015	1.1%	2034	4.3%	2034	4.3%
141	NWS	Commercial	All	General Small Commercial	Lighting	Linear Florescent Fixture Upgrade	Commercial Prescriptive & Custom	2015	1.1%	2034	4.3%	2034	4.3%
142	NWS	Commercial	All	Hospital	Lighting	Linear Florescent Fixture Upgrade	Commercial Prescriptive & Custom	2015	1.1%	2034	4.3%	2034	4.3%
143	NWS	Commercial	All	K12 Education	Lighting	Linear Florescent Fixture Upgrade	Commercial Prescriptive & Custom	2015	1.1%	2034	4.3%	2034	4.3%
144	NWS	Commercial	All	Education with Summer Sessions	Lighting	Linear Florescent Fixture Upgrade	Commercial Prescriptive & Custom	2015	1.1%	2034	4.3%	2034	4.3%
145	NWS	Commercial	All	Lodging	Lighting	Linear Florescent Fixture Upgrade	Commercial Prescriptive & Custom	2015	1.1%	2034	4.3%	2034	4.3%
146	NWS	Commercial	All	General Large Commercial	Lighting	Linear Florescent Fixture Upgrade	Commercial Prescriptive & Custom	2015	1.1%	2034	4.3%	2034	4.3%
147	NWS	Commercial	All	General Small Commercial	Lighting	Linear Florescent Fixture Upgrade	Commercial Prescriptive & Custom	2015	1.1%	2034	4.3%	2034	4.3%
148	NWS	Commercial	All	Hospital	Lighting	Linear Florescent Fixture Upgrade	Commercial Prescriptive & Custom	2015	1.1%	2034	4.3%	2034	4.3%
149	NWS	Commercial	All	K12 Education	Lighting	Linear Florescent Fixture Upgrade	Commercial Prescriptive & Custom	2015	1.1%	2034	4.3%	2034	4.3%
150	NWS	Commercial	All	Education with Summer Sessions	Lighting	Linear Florescent Fixture Upgrade	Commercial Prescriptive & Custom	2015	1.1%	2034	4.3%	2034	4.3%
151	NWS	Commercial	All	Lodging	Lighting	Linear Florescent Fixture Upgrade	Commercial Prescriptive & Custom	2015	1.1%	2034	4.3%	2034	4.3%
152	NWS	Commercial	All	General Large Commercial	Lighting	Linear Florescent Fixture Upgrade	Commercial Prescriptive & Custom	2015	1.1%	2034	4.3%	2034	4.3%
153	NWS	Commercial	All	General Small Commercial	Lighting	Linear Florescent Fixture Upgrade	Commercial Prescriptive & Custom	2015	1.1%	2034	4.3%	2034	4.3%
154	NWS	Commercial	All	Hospital	Lighting	Commercial Standard CFL	*N/A	*N/A	*N/A	*N/A	*N/A	*N/A	*N/A
155	NWS	Commercial	All	Hospital	Lighting	Commercial Standard CFL	*N/A	*N/A	*N/A	*N/A	*N/A	*N/A	*N/A
156	NWS	Commercial	All	K12 Education	Lighting	Commercial Standard CFL	*N/A	*N/A	*N/A	*N/A	*N/A	*N/A	*N/A
157	NWS	Commercial	All	K12 Education	Lighting	Commercial Standard CFL	*N/A	*N/A	*N/A	*N/A	*N/A	*N/A	*N/A
158	NWS	Commercial	All	Education with Summer Sessions	Lighting	Commercial Standard CFL	*N/A	*N/A	*N/A	*N/A	*N/A	*N/A	*N/A
159	NWS	Commercial	All	Education with Summer Sessions	Lighting	Commercial Standard CFL	*N/A	*N/A	*N/A	*N/A	*N/A	*N/A	*N/A
160	NWS	Commercial	All	Lodging	Lighting	Commercial Standard CFL	Commercial Prescriptive & Custom	2015	0.8%	2034	3.0%	2034	3.0%
161	NWS	Commercial	All	Lodging	Lighting	Commercial Standard CFL	Commercial Prescriptive & Custom	2015	0.8%	2034	3.0%	2034	3.0%
162	NWS	Commercial	All	General Large Commercial	Lighting	Commercial Standard CFL	*N/A	*N/A	*N/A	*N/A	*N/A	*N/A	*N/A
163	NWS	Commercial	All	General Large Commercial	Lighting	Commercial Standard CFL	*N/A	*N/A	*N/A	*N/A	*N/A	*N/A	*N/A
164	NWS	Commercial	All	General Small Commercial	Lighting	Commercial Standard CFL	*N/A	*N/A	*N/A	*N/A	*N/A	*N/A	*N/A
165	NWS	Commercial	All	General Small Commercial	Lighting	Commercial Standard CFL	*N/A	*N/A	*N/A	*N/A	*N/A	*N/A	*N/A
166	NWS	Commercial	All	Hospital	Lighting	LED Bulbs	Commercial Prescriptive & Custom	2015	2.5%	2020	5.0%	2020	5.0%
167	NWS	Commercial	All	Hospital	Lighting	LED Bulbs	Commercial Prescriptive & Custom	2015	1.8%	2034	7.0%	2034	7.0%
168	NWS	Commercial	All	K12 Education	Lighting	LED Bulbs	Commercial Prescriptive & Custom	2015	2.5%	2020	5.0%	2020	5.0%
169	NWS	Commercial	All	K12 Education	Lighting	LED Bulbs	Commercial Prescriptive & Custom	2015	1.8%	2034	7.0%	2034	7.0%
170	NWS	Commercial	All	Education with Summer Sessions	Lighting	LED Bulbs	Commercial Prescriptive & Custom	2015	2.5%	2020	5.0%	2020	5.0%
171	NWS	Commercial	All	Education with Summer Sessions	Lighting	LED Bulbs	Commercial Prescriptive & Custom	2015	1.8%	2034	7.0%	2034	7.0%
172	NWS	Commercial	All	Lodging	Lighting	LED Bulbs	Commercial Prescriptive & Custom	2015	2.5%	2020	5.0%	2020	5.0%
173	NWS	Commercial	All	Lodging	Lighting	LED Bulbs	Commercial Prescriptive & Custom	2015	1.8%	2034	7.0%	2034	7.0%
174	NWS	Commercial	All	General Large Commercial	Lighting	LED Bulbs	Commercial Prescriptive & Custom	2015	2.5%	2020	5.0%	2020	5.0%
175	NWS	Commercial	All	General Large Commercial	Lighting	LED Bulbs	Commercial Prescriptive & Custom	2015	1.8%	2034	7.0%	2034	7.0%
176	NWS	Commercial	All	General Small Commercial	Lighting	LED Bulbs	Commercial Prescriptive & Custom	2015	2.5%	2020	5.0%	2020	5.0%
177	NWS	Commercial	All	General Small Commercial	Lighting	LED Bulbs	Commercial Prescriptive & Custom	2015	1.8%	2034	7.0%	2034	7.0%
178	NWS	Commercial	Large Commercial	All	Lighting	Efficient High Bay Lighting	Commercial Prescriptive & Custom	2015	0.5%	2034	1.9%	2034	1.9%
179	NWS	Commercial	Small Commercial	All	Lighting	Efficient High Bay Lighting	Commercial Prescriptive & Custom	2015	0.5%	2034	1.9%	2034	1.9%
180	NWS	Commercial	Large Commercial	All	Lighting	Efficient High Bay Lighting	Commercial Prescriptive & Custom	2015	0.5%	2034	1.9%	2034	1.9%

*N/A: Measure did not pass measure level screening and therefore was not included in a program

MEASURE DESCRIPTION							PROGRAM	PARTICIPATION HIGH CASE					
Measure ID	Weather Sensitive	Sector	Sub-Sector	Building Type	End Use	Measure Name	Program	First Year of Participation (So Year)	First Year Annual Participation Rate (So)	Year of Maximum Annual Participation (Smax Year)	Maximum Annual Participation Rate (Smax)	Final Year of Participation (Fo Year)	Final Year Annual Participation Rate (Fo)
181	NWS	Commercial	Small Commercial	All	Lighting	Efficient High Bay Lighting	Commercial Prescriptive & Custom	2015	0.5%	2034	1.9%	2034	1.9%
182	NWS	Commercial	Large Commercial	All	Lighting	Efficient High Bay Lighting	Commercial Prescriptive & Custom	2015	0.5%	2034	1.9%	2034	1.9%
183	NWS	Commercial	Small Commercial	All	Lighting	Efficient High Bay Lighting	Commercial Prescriptive & Custom	2015	0.5%	2034	1.9%	2034	1.9%
184	NWS	Commercial	Large Commercial	All	Lighting	Efficient High Bay Lighting	Commercial Prescriptive & Custom	2015	0.5%	2034	1.9%	2034	1.9%
185	NWS	Commercial	Small Commercial	All	Lighting	Efficient High Bay Lighting	Commercial Prescriptive & Custom	2015	0.5%	2034	2.0%	2034	2.0%
186	NWS	Commercial	Large Commercial	All	Lighting	Efficient High Bay Lighting	Commercial Prescriptive & Custom	2015	0.5%	2034	1.9%	2034	1.9%
187	NWS	Commercial	Small Commercial	All	Lighting	Efficient High Bay Lighting	Commercial Prescriptive & Custom	2015	0.5%	2034	1.9%	2034	1.9%
188	NWS	Commercial	Large Commercial	All	Lighting	Efficient High Bay Lighting	Commercial Prescriptive & Custom	2015	0.5%	2034	1.9%	2034	1.9%
189	NWS	Commercial	Small Commercial	All	Lighting	Efficient High Bay Lighting	Commercial Prescriptive & Custom	2015	0.5%	2034	1.9%	2034	1.9%
190	NWS	Commercial	Large Commercial	All	Lighting	Lighting Controls	Commercial Prescriptive & Custom	2015	0.2%	2034	0.9%	2034	0.9%
191	NWS	Commercial	Large Commercial	All	Lighting	Lighting Controls	Commercial Prescriptive & Custom	2015	0.2%	2034	0.8%	2034	0.8%
192	NWS	Commercial	Large Commercial	All	Lighting	Lighting Controls	Commercial Prescriptive & Custom	2015	0.2%	2034	0.8%	2034	0.8%
193	NWS	Commercial	Large Commercial	All	Lighting	Lighting Controls	Commercial Prescriptive & Custom	2015	0.2%	2034	0.9%	2034	0.9%
194	NWS	Commercial	Large Commercial	All	Lighting	Lighting Controls	Commercial Prescriptive & Custom	2015	0.2%	2034	0.9%	2034	0.9%
195	NWS	Commercial	Large Commercial	All	Lighting	Lighting Controls	Commercial Prescriptive & Custom	2015	0.2%	2034	0.9%	2034	0.9%
196	NWS	Commercial	Large Commercial	All	Lighting	Lighting Controls	Commercial Prescriptive & Custom	2015	0.2%	2034	0.9%	2034	0.9%
197	NWS	Commercial	Small Commercial	All	Lighting	Lighting Controls	Commercial Prescriptive & Custom	2015	0.2%	2034	0.9%	2034	0.9%
198	NWS	Commercial	Small Commercial	All	Lighting	Lighting Controls	Commercial Prescriptive & Custom	2015	0.2%	2034	0.8%	2034	0.8%
199	NWS	Commercial	Small Commercial	All	Lighting	Lighting Controls	Commercial Prescriptive & Custom	2015	0.2%	2034	0.8%	2034	0.8%
200	NWS	Commercial	Small Commercial	All	Lighting	Lighting Controls	Commercial Prescriptive & Custom	2015	0.2%	2034	0.9%	2034	0.9%
201	NWS	Commercial	Small Commercial	All	Lighting	Lighting Controls	Commercial Prescriptive & Custom	2015	0.2%	2034	1.0%	2034	1.0%
202	NWS	Commercial	Small Commercial	All	Lighting	Lighting Controls	Commercial Prescriptive & Custom	2015	0.2%	2034	1.0%	2034	1.0%
203	NWS	Commercial	Small Commercial	All	Lighting	Lighting Controls	Commercial Prescriptive & Custom	2015	0.2%	2034	1.0%	2034	1.0%
204	NWS	Commercial	Small Commercial	All	Lighting	LED Exit Signs	Commercial Prescriptive & Custom	2015	0.6%	2034	2.6%	2034	2.6%
205	NWS	Commercial	All	Hospital	Refrigeration	Commutated Motors (ECM) for Walk-in and Reach-in Co	Commercial Prescriptive & Custom	2015	0.8%	2034	3.0%	2034	3.0%
206	NWS	Commercial	All	K12 Education	Refrigeration	Commutated Motors (ECM) for Walk-in and Reach-in Co	Commercial Prescriptive & Custom	2015	0.8%	2034	3.0%	2034	3.0%
207	NWS	Commercial	All	Education with Summer Sessions	Refrigeration	Commutated Motors (ECM) for Walk-in and Reach-in Co	Commercial Prescriptive & Custom	2015	0.8%	2034	3.0%	2034	3.0%
208	NWS	Commercial	All	Lodging	Refrigeration	Commutated Motors (ECM) for Walk-in and Reach-in Co	Commercial Prescriptive & Custom	2015	0.8%	2034	3.0%	2034	3.0%
209	NWS	Commercial	All	Food Sales	Refrigeration	Commutated Motors (ECM) for Walk-in and Reach-in Co	Commercial Prescriptive & Custom	2015	0.8%	2034	3.0%	2034	3.0%
210	NWS	Commercial	All	Restaurant	Refrigeration	Commutated Motors (ECM) for Walk-in and Reach-in Co	Commercial Prescriptive & Custom	2015	0.8%	2034	3.0%	2034	3.0%
211	NWS	Commercial	All	Hospital	Refrigeration	ENERGY STAR Solid Door Refrigerator	Commercial Prescriptive & Custom	2015	0.8%	2034	3.0%	2034	3.0%
212	NWS	Commercial	All	Hospital	Refrigeration	ENERGY STAR Solid Door Refrigerator	Commercial Prescriptive & Custom	2015	0.8%	2034	3.0%	2034	3.0%
213	NWS	Commercial	All	Hospital	Refrigeration	ENERGY STAR Solid Door Refrigerator	Commercial Prescriptive & Custom	2015	0.8%	2034	3.0%	2034	3.0%
214	NWS	Commercial	All	Hospital	Refrigeration	ENERGY STAR Solid Door Refrigerator	Commercial Prescriptive & Custom	2015	0.8%	2034	3.0%	2034	3.0%
215	NWS	Commercial	All	Hospital	Refrigeration	ENERGY STAR Solid Door Freezer	Commercial Prescriptive & Custom	2015	0.8%	2034	3.0%	2034	3.0%
216	NWS	Commercial	All	Hospital	Refrigeration	ENERGY STAR Solid Door Freezer	Commercial Prescriptive & Custom	2015	0.8%	2034	3.0%	2034	3.0%
217	NWS	Commercial	All	Hospital	Refrigeration	ENERGY STAR Solid Door Freezer	Commercial Prescriptive & Custom	2015	0.8%	2034	3.0%	2034	3.0%
218	NWS	Commercial	All	Hospital	Refrigeration	ENERGY STAR Solid Door Freezer	Commercial Prescriptive & Custom	2015	0.8%	2034	3.0%	2034	3.0%
219	NWS	Commercial	All	K12 Education	Refrigeration	ENERGY STAR Solid Door Refrigerator	Commercial Prescriptive & Custom	2015	0.8%	2034	3.0%	2034	3.0%
220	NWS	Commercial	All	K12 Education	Refrigeration	ENERGY STAR Solid Door Refrigerator	Commercial Prescriptive & Custom	2015	0.8%	2034	3.0%	2034	3.0%
221	NWS	Commercial	All	K12 Education	Refrigeration	ENERGY STAR Solid Door Refrigerator	Commercial Prescriptive & Custom	2015	0.8%	2034	3.0%	2034	3.0%
222	NWS	Commercial	All	K12 Education	Refrigeration	ENERGY STAR Solid Door Refrigerator	Commercial Prescriptive & Custom	2015	0.8%	2034	3.0%	2034	3.0%
223	NWS	Commercial	All	K12 Education	Refrigeration	ENERGY STAR Solid Door Freezer	Commercial Prescriptive & Custom	2015	0.8%	2034	3.0%	2034	3.0%
224	NWS	Commercial	All	K12 Education	Refrigeration	ENERGY STAR Solid Door Freezer	Commercial Prescriptive & Custom	2015	0.8%	2034	3.0%	2034	3.0%
225	NWS	Commercial	All	K12 Education	Refrigeration	ENERGY STAR Solid Door Freezer	Commercial Prescriptive & Custom	2015	0.8%	2034	3.0%	2034	3.0%
226	NWS	Commercial	All	K12 Education	Refrigeration	ENERGY STAR Solid Door Freezer	Commercial Prescriptive & Custom	2015	0.8%	2034	3.0%	2034	3.0%
227	NWS	Commercial	All	Education with Summer Sessions	Refrigeration	ENERGY STAR Solid Door Refrigerator	Commercial Prescriptive & Custom	2015	0.8%	2034	3.0%	2034	3.0%
228	NWS	Commercial	All	Education with Summer Sessions	Refrigeration	ENERGY STAR Solid Door Refrigerator	Commercial Prescriptive & Custom	2015	0.8%	2034	3.0%	2034	3.0%
229	NWS	Commercial	All	Education with Summer Sessions	Refrigeration	ENERGY STAR Solid Door Refrigerator	Commercial Prescriptive & Custom	2015	0.8%	2034	3.0%	2034	3.0%
230	NWS	Commercial	All	Education with Summer Sessions	Refrigeration	ENERGY STAR Solid Door Refrigerator	Commercial Prescriptive & Custom	2015	0.8%	2034	3.0%	2034	3.0%
231	NWS	Commercial	All	Education with Summer Sessions	Refrigeration	ENERGY STAR Solid Door Freezer	Commercial Prescriptive & Custom	2015	0.8%	2034	3.0%	2034	3.0%
232	NWS	Commercial	All	Education with Summer Sessions	Refrigeration	ENERGY STAR Solid Door Freezer	Commercial Prescriptive & Custom	2015	0.8%	2034	3.0%	2034	3.0%
233	NWS	Commercial	All	Education with Summer Sessions	Refrigeration	ENERGY STAR Solid Door Freezer	Commercial Prescriptive & Custom	2015	0.8%	2034	3.0%	2034	3.0%
234	NWS	Commercial	All	Education with Summer Sessions	Refrigeration	ENERGY STAR Solid Door Freezer	Commercial Prescriptive & Custom	2015	0.8%	2034	3.0%	2034	3.0%
235	NWS	Commercial	All	Lodging	Refrigeration	ENERGY STAR Solid Door Refrigerator	Commercial Prescriptive & Custom	2015	0.8%	2034	3.0%	2034	3.0%
236	NWS	Commercial	All	Lodging	Refrigeration	ENERGY STAR Solid Door Refrigerator	Commercial Prescriptive & Custom	2015	0.8%	2034	3.0%	2034	3.0%
237	NWS	Commercial	All	Lodging	Refrigeration	ENERGY STAR Solid Door Refrigerator	Commercial Prescriptive & Custom	2015	0.8%	2034	3.0%	2034	3.0%
238	NWS	Commercial	All	Lodging	Refrigeration	ENERGY STAR Solid Door Refrigerator	Commercial Prescriptive & Custom	2015	0.8%	2034	3.0%	2034	3.0%
239	NWS	Commercial	All	Lodging	Refrigeration	ENERGY STAR Solid Door Freezer	Commercial Prescriptive & Custom	2015	0.8%	2034	3.0%	2034	3.0%
240	NWS	Commercial	All	Lodging	Refrigeration	ENERGY STAR Solid Door Freezer	Commercial Prescriptive & Custom	2015	0.8%	2034	3.0%	2034	3.0%

*N/A: Measure did not pass measure level screening and therefore was not included in a program

MEASURE DESCRIPTION							PROGRAM	PARTICIPATION HIGH CASE					
Measure ID	Weather Sensitive	Sector	Sub-Sector	Building Type	End Use	Measure Name	Program	First Year of Participation (So Year)	First Year Annual Participation Rate (So)	Year of Maximum Annual Participation (Smax Year)	Maximum Annual Participation Rate (Smax)	Final Year of Participation (Fo Year)	Final Year Annual Participation Rate (Fo)
241	NWS	Commercial	All	Lodging	Refrigeration	ENERGY STAR Solid Door Freezer	Commercial Prescriptive & Custom	2015	0.8%	2034	3.0%	2034	3.0%
242	NWS	Commercial	All	Lodging	Refrigeration	ENERGY STAR Solid Door Freezer	Commercial Prescriptive & Custom	2015	0.8%	2034	3.0%	2034	3.0%
243	NWS	Commercial	All	Food Sales	Refrigeration	ENERGY STAR Solid Door Refrigerator	Commercial Prescriptive & Custom	2015	0.8%	2034	3.0%	2034	3.0%
244	NWS	Commercial	All	Food Sales	Refrigeration	ENERGY STAR Solid Door Refrigerator	Commercial Prescriptive & Custom	2015	0.8%	2034	3.0%	2034	3.0%
245	NWS	Commercial	All	Food Sales	Refrigeration	ENERGY STAR Solid Door Refrigerator	Commercial Prescriptive & Custom	2015	0.8%	2034	3.0%	2034	3.0%
246	NWS	Commercial	All	Food Sales	Refrigeration	ENERGY STAR Solid Door Refrigerator	Commercial Prescriptive & Custom	2015	0.8%	2034	3.0%	2034	3.0%
247	NWS	Commercial	All	Food Sales	Refrigeration	ENERGY STAR Solid Door Freezer	Commercial Prescriptive & Custom	2015	0.8%	2034	3.0%	2034	3.0%
248	NWS	Commercial	All	Food Sales	Refrigeration	ENERGY STAR Solid Door Freezer	Commercial Prescriptive & Custom	2015	0.8%	2034	3.0%	2034	3.0%
249	NWS	Commercial	All	Food Sales	Refrigeration	ENERGY STAR Solid Door Freezer	Commercial Prescriptive & Custom	2015	0.8%	2034	3.0%	2034	3.0%
250	NWS	Commercial	All	Food Sales	Refrigeration	ENERGY STAR Solid Door Freezer	Commercial Prescriptive & Custom	2015	0.8%	2034	3.0%	2034	3.0%
251	NWS	Commercial	All	Restaurant	Refrigeration	ENERGY STAR Solid Door Refrigerator	Commercial Prescriptive & Custom	2015	0.8%	2034	3.0%	2034	3.0%
252	NWS	Commercial	All	Restaurant	Refrigeration	ENERGY STAR Solid Door Refrigerator	Commercial Prescriptive & Custom	2015	0.8%	2034	3.0%	2034	3.0%
253	NWS	Commercial	All	Restaurant	Refrigeration	ENERGY STAR Solid Door Refrigerator	Commercial Prescriptive & Custom	2015	0.8%	2034	3.0%	2034	3.0%
254	NWS	Commercial	All	Restaurant	Refrigeration	ENERGY STAR Solid Door Refrigerator	Commercial Prescriptive & Custom	2015	0.8%	2034	3.0%	2034	3.0%
255	NWS	Commercial	All	Restaurant	Refrigeration	ENERGY STAR Solid Door Freezer	Commercial Prescriptive & Custom	2015	0.8%	2034	3.0%	2034	3.0%
256	NWS	Commercial	All	Restaurant	Refrigeration	ENERGY STAR Solid Door Freezer	Commercial Prescriptive & Custom	2015	0.8%	2034	3.0%	2034	3.0%
257	NWS	Commercial	All	Restaurant	Refrigeration	ENERGY STAR Solid Door Freezer	Commercial Prescriptive & Custom	2015	0.8%	2034	3.0%	2034	3.0%
258	NWS	Commercial	All	Restaurant	Refrigeration	ENERGY STAR Solid Door Freezer	Commercial Prescriptive & Custom	2015	0.8%	2034	3.0%	2034	3.0%
259	NWS	Commercial	All	Hospital	Refrigeration	Vending Machine Occupancy Controls	Commercial Prescriptive & Custom	2015	0.8%	2034	3.0%	2034	3.0%
260	NWS	Commercial	All	Hospital	Refrigeration	Vending Machine Occupancy Controls	Commercial Prescriptive & Custom	2015	0.7%	2034	2.9%	2034	2.9%
261	NWS	Commercial	All	Hospital	Refrigeration	Vending Machine Occupancy Controls	Commercial Prescriptive & Custom	2015	0.7%	2034	2.7%	2034	2.7%
262	NWS	Commercial	All	K12 Education	Refrigeration	Vending Machine Occupancy Controls	Commercial Prescriptive & Custom	2015	0.8%	2034	3.0%	2034	3.0%
263	NWS	Commercial	All	K12 Education	Refrigeration	Vending Machine Occupancy Controls	Commercial Prescriptive & Custom	2015	0.7%	2034	2.9%	2034	2.9%
264	NWS	Commercial	All	K12 Education	Refrigeration	Vending Machine Occupancy Controls	Commercial Prescriptive & Custom	2015	0.7%	2034	2.7%	2034	2.7%
265	NWS	Commercial	All	Education with Summer Sessions	Refrigeration	Vending Machine Occupancy Controls	Commercial Prescriptive & Custom	2015	0.8%	2034	3.0%	2034	3.0%
266	NWS	Commercial	All	Education with Summer Sessions	Refrigeration	Vending Machine Occupancy Controls	Commercial Prescriptive & Custom	2015	0.7%	2034	2.9%	2034	2.9%
267	NWS	Commercial	All	Education with Summer Sessions	Refrigeration	Vending Machine Occupancy Controls	Commercial Prescriptive & Custom	2015	0.7%	2034	2.7%	2034	2.7%
268	NWS	Commercial	All	Lodging	Refrigeration	Vending Machine Occupancy Controls	Commercial Prescriptive & Custom	2015	0.8%	2034	3.0%	2034	3.0%
269	NWS	Commercial	All	Lodging	Refrigeration	Vending Machine Occupancy Controls	Commercial Prescriptive & Custom	2015	0.7%	2034	2.9%	2034	2.9%
270	NWS	Commercial	All	Lodging	Refrigeration	Vending Machine Occupancy Controls	Commercial Prescriptive & Custom	2015	0.7%	2034	2.7%	2034	2.7%
271	NWS	Commercial	All	Food Sales	Refrigeration	Vending Machine Occupancy Controls	Commercial Prescriptive & Custom	2015	0.8%	2034	3.0%	2034	3.0%
272	NWS	Commercial	All	Food Sales	Refrigeration	Vending Machine Occupancy Controls	Commercial Prescriptive & Custom	2015	0.7%	2034	2.9%	2034	2.9%
273	NWS	Commercial	All	Food Sales	Refrigeration	Vending Machine Occupancy Controls	Commercial Prescriptive & Custom	2015	0.7%	2034	2.7%	2034	2.7%
274	NWS	Commercial	All	Restaurant	Refrigeration	Vending Machine Occupancy Controls	Commercial Prescriptive & Custom	2015	0.8%	2034	3.0%	2034	3.0%
275	NWS	Commercial	All	Restaurant	Refrigeration	Vending Machine Occupancy Controls	Commercial Prescriptive & Custom	2015	0.7%	2034	2.9%	2034	2.9%
276	NWS	Commercial	All	Restaurant	Refrigeration	Vending Machine Occupancy Controls	Commercial Prescriptive & Custom	2015	0.7%	2034	2.7%	2034	2.7%
277	NWS	Commercial	All	Hospital	Refrigeration	Automatic Door Closer for Walk-in Coolers and Freezers	Commercial Prescriptive & Custom	2015	0.7%	2034	2.9%	2034	2.9%
278	NWS	Commercial	All	Hospital	Refrigeration	Automatic Door Closer for Walk-in Coolers and Freezers	Commercial Prescriptive & Custom	2015	0.8%	2034	3.0%	2034	3.0%
279	NWS	Commercial	All	K12 Education	Refrigeration	Automatic Door Closer for Walk-in Coolers and Freezers	Commercial Prescriptive & Custom	2015	0.7%	2034	2.9%	2034	2.9%
280	NWS	Commercial	All	K12 Education	Refrigeration	Automatic Door Closer for Walk-in Coolers and Freezers	Commercial Prescriptive & Custom	2015	0.8%	2034	3.0%	2034	3.0%
281	NWS	Commercial	All	Education with Summer Sessions	Refrigeration	Automatic Door Closer for Walk-in Coolers and Freezers	Commercial Prescriptive & Custom	2015	0.7%	2034	2.9%	2034	2.9%
282	NWS	Commercial	All	Education with Summer Sessions	Refrigeration	Automatic Door Closer for Walk-in Coolers and Freezers	Commercial Prescriptive & Custom	2015	0.8%	2034	3.0%	2034	3.0%
283	NWS	Commercial	All	Lodging	Refrigeration	Automatic Door Closer for Walk-in Coolers and Freezers	Commercial Prescriptive & Custom	2015	0.7%	2034	2.9%	2034	2.9%
284	NWS	Commercial	All	Lodging	Refrigeration	Automatic Door Closer for Walk-in Coolers and Freezers	Commercial Prescriptive & Custom	2015	0.8%	2034	3.0%	2034	3.0%
285	NWS	Commercial	All	Food Sales	Refrigeration	Automatic Door Closer for Walk-in Coolers and Freezers	Commercial Prescriptive & Custom	2015	0.7%	2034	2.9%	2034	2.9%
286	NWS	Commercial	All	Food Sales	Refrigeration	Automatic Door Closer for Walk-in Coolers and Freezers	Commercial Prescriptive & Custom	2015	0.8%	2034	3.0%	2034	3.0%
287	NWS	Commercial	All	Restaurant	Refrigeration	Automatic Door Closer for Walk-in Coolers and Freezers	Commercial Prescriptive & Custom	2015	0.7%	2034	2.9%	2034	2.9%
288	NWS	Commercial	All	Restaurant	Refrigeration	Automatic Door Closer for Walk-in Coolers and Freezers	Commercial Prescriptive & Custom	2015	0.8%	2034	3.0%	2034	3.0%
289	NWS	Commercial	All	Food Sales	Refrigeration	Door Heater Controls for Cooler or Freezer	Commercial Prescriptive & Custom	2015	0.8%	2034	3.0%	2034	3.0%
290	NWS	Commercial	All	Food Sales	Refrigeration	Door Heater Controls for Cooler or Freezer	Commercial Prescriptive & Custom	2015	0.6%	2034	2.6%	2034	2.6%
291	NWS	Commercial	All	Food Sales	Refrigeration	Door Heater Controls for Cooler or Freezer	Commercial Prescriptive & Custom	2015	0.6%	2034	2.6%	2034	2.6%
292	NWS	Commercial	All	Food Sales	Refrigeration	Door Heater Controls for Cooler or Freezer	Commercial Prescriptive & Custom	2015	0.8%	2034	3.0%	2034	3.0%
293	NWS	Commercial	All	Food Sales	Refrigeration	Door Heater Controls for Cooler or Freezer	Commercial Prescriptive & Custom	2015	0.7%	2034	3.0%	2034	3.0%
294	NWS	Commercial	All	Food Sales	Refrigeration	Door Heater Controls for Cooler or Freezer	Commercial Prescriptive & Custom	2015	0.7%	2034	3.0%	2034	3.0%
295	NWS	Commercial	All	Restaurant	Refrigeration	Door Heater Controls for Cooler or Freezer	Commercial Prescriptive & Custom	2015	0.8%	2034	3.0%	2034	3.0%
296	NWS	Commercial	All	Restaurant	Refrigeration	Door Heater Controls for Cooler or Freezer	Commercial Prescriptive & Custom	2015	0.6%	2034	2.6%	2034	2.6%
297	NWS	Commercial	All	Restaurant	Refrigeration	Door Heater Controls for Cooler or Freezer	Commercial Prescriptive & Custom	2015	0.6%	2034	2.6%	2034	2.6%
298	NWS	Commercial	All	Restaurant	Refrigeration	Door Heater Controls for Cooler or Freezer	Commercial Prescriptive & Custom	2015	0.8%	2034	3.0%	2034	3.0%
299	NWS	Commercial	All	Restaurant	Refrigeration	Door Heater Controls for Cooler or Freezer	Commercial Prescriptive & Custom	2015	0.7%	2034	3.0%	2034	3.0%
300	NWS	Commercial	All	Restaurant	Refrigeration	Door Heater Controls for Cooler or Freezer	Commercial Prescriptive & Custom	2015	0.7%	2034	3.0%	2034	3.0%

*N/A: Measure did not pass measure level screening and therefore was not included in a program

MEASURE DESCRIPTION							PROGRAM	PARTICIPATION HIGH CASE					
Measure ID	Weather Sensitive	Sector	Sub-Sector	Building Type	End Use	Measure Name	Program	First Year of Participation (So Year)	First Year Annual Participation Rate (So)	Year of Maximum Annual Participation (Smax Year)	Maximum Annual Participation Rate (Smax)	Final Year of Participation (Fo Year)	Final Year Annual Participation Rate (Fo)
301	NWS	Commercial	All	Hospital	Refrigeration	Evaporator Fan Contro	Commercial Prescriptive & Custom	2015	0.6%	2034	2.6%	2034	2.6%
302	NWS	Commercial	All	K12 Education	Refrigeration	Evaporator Fan Contro	Commercial Prescriptive & Custom	2015	0.6%	2034	2.6%	2034	2.6%
303	NWS	Commercial	All	Education with Summer Sessions	Refrigeration	Evaporator Fan Contro	Commercial Prescriptive & Custom	2015	0.6%	2034	2.6%	2034	2.6%
304	NWS	Commercial	All	Lodging	Refrigeration	Evaporator Fan Contro	Commercial Prescriptive & Custom	2015	0.6%	2034	2.6%	2034	2.6%
305	NWS	Commercial	All	Food Sales	Refrigeration	Evaporator Fan Contro	Commercial Prescriptive & Custom	2015	0.6%	2034	2.6%	2034	2.6%
306	NWS	Commercial	All	Restaurant	Refrigeration	Evaporator Fan Contro	Commercial Prescriptive & Custom	2015	0.6%	2034	2.6%	2034	2.6%
307	NWS	Commercial	All	Hospital	Refrigeration	Strip Curtain for Walk-in Coolers and Freezers	Commercial Prescriptive & Custom	2015	0.8%	2034	3.0%	2034	3.0%
308	NWS	Commercial	All	Hospital	Refrigeration	Strip Curtain for Walk-in Coolers and Freezers	*N/A	*N/A	*N/A	*N/A	*N/A	*N/A	*N/A
309	NWS	Commercial	All	K12 Education	Refrigeration	Strip Curtain for Walk-in Coolers and Freezers	Commercial Prescriptive & Custom	2015	0.8%	2034	3.0%	2034	3.0%
310	NWS	Commercial	All	K12 Education	Refrigeration	Strip Curtain for Walk-in Coolers and Freezers	*N/A	*N/A	*N/A	*N/A	*N/A	*N/A	*N/A
311	NWS	Commercial	All	Education with Summer Sessions	Refrigeration	Strip Curtain for Walk-in Coolers and Freezers	Commercial Prescriptive & Custom	2015	0.8%	2034	3.0%	2034	3.0%
312	NWS	Commercial	All	Education with Summer Sessions	Refrigeration	Strip Curtain for Walk-in Coolers and Freezers	*N/A	*N/A	*N/A	*N/A	*N/A	*N/A	*N/A
313	NWS	Commercial	All	Lodging	Refrigeration	Strip Curtain for Walk-in Coolers and Freezers	Commercial Prescriptive & Custom	2015	0.8%	2034	3.0%	2034	3.0%
314	NWS	Commercial	All	Lodging	Refrigeration	Strip Curtain for Walk-in Coolers and Freezers	*N/A	*N/A	*N/A	*N/A	*N/A	*N/A	*N/A
315	NWS	Commercial	All	Food Sales	Refrigeration	Strip Curtain for Walk-in Coolers and Freezers	Commercial Prescriptive & Custom	2015	0.8%	2034	3.0%	2034	3.0%
316	NWS	Commercial	All	Food Sales	Refrigeration	Strip Curtain for Walk-in Coolers and Freezers	*N/A	*N/A	*N/A	*N/A	*N/A	*N/A	*N/A
317	NWS	Commercial	All	Restaurant	Refrigeration	Strip Curtain for Walk-in Coolers and Freezers	Commercial Prescriptive & Custom	2015	0.8%	2034	3.0%	2034	3.0%
318	NWS	Commercial	All	Restaurant	Refrigeration	Strip Curtain for Walk-in Coolers and Freezers	*N/A	*N/A	*N/A	*N/A	*N/A	*N/A	*N/A
319	NWS	Commercial	All	Hospital	Food Services Equipment	ENERGY STAR Dishwasher	Commercial Prescriptive & Custom	2015	0.8%	2034	3.0%	2034	3.0%
320	NWS	Commercial	All	Hospital	Food Services Equipment	ENERGY STAR Dishwasher	*N/A	*N/A	*N/A	*N/A	*N/A	*N/A	*N/A
321	NWS	Commercial	All	Hospital	Food Services Equipment	ENERGY STAR Dishwasher	*N/A	*N/A	*N/A	*N/A	*N/A	*N/A	*N/A
322	NWS	Commercial	All	Hospital	Food Services Equipment	ENERGY STAR Dishwasher	Commercial Prescriptive & Custom	2015	0.8%	2034	3.0%	2034	3.0%
323	NWS	Commercial	All	Hospital	Food Services Equipment	ENERGY STAR Dishwasher	Commercial Prescriptive & Custom	2015	0.8%	2034	3.0%	2034	3.0%
324	NWS	Commercial	All	Hospital	Food Services Equipment	ENERGY STAR Dishwasher	Commercial Prescriptive & Custom	2015	0.8%	2034	3.0%	2034	3.0%
325	NWS	Commercial	All	Hospital	Food Services Equipment	ENERGY STAR Dishwasher	Commercial Prescriptive & Custom	2015	0.7%	2034	2.6%	2034	2.6%
326	NWS	Commercial	All	Hospital	Food Services Equipment	ENERGY STAR Dishwasher	Commercial Prescriptive & Custom	2015	0.8%	2034	3.0%	2034	3.0%
327	NWS	Commercial	All	Hospital	Food Services Equipment	ENERGY STAR Dishwasher	Commercial Prescriptive & Custom	2015	0.6%	2034	2.6%	2034	2.6%
328	NWS	Commercial	All	Hospital	Food Services Equipment	ENERGY STAR Dishwasher	Commercial Prescriptive & Custom	2015	0.8%	2034	3.0%	2034	3.0%
329	NWS	Commercial	All	Hospital	Food Services Equipment	ENERGY STAR Dishwasher	*N/A	*N/A	*N/A	*N/A	*N/A	*N/A	*N/A
330	NWS	Commercial	All	Hospital	Food Services Equipment	ENERGY STAR Dishwasher	*N/A	*N/A	*N/A	*N/A	*N/A	*N/A	*N/A
331	NWS	Commercial	All	Hospital	Food Services Equipment	ENERGY STAR Dishwasher	Commercial Prescriptive & Custom	2015	0.8%	2034	3.0%	2034	3.0%
332	NWS	Commercial	All	Hospital	Food Services Equipment	ENERGY STAR Dishwasher	Commercial Prescriptive & Custom	2015	0.8%	2034	3.0%	2034	3.0%
333	NWS	Commercial	All	Hospital	Food Services Equipment	ENERGY STAR Dishwasher	Commercial Prescriptive & Custom	2015	0.8%	2034	3.0%	2034	3.0%
334	NWS	Commercial	All	Hospital	Food Services Equipment	ENERGY STAR Dishwasher	Commercial Prescriptive & Custom	2015	0.6%	2034	2.6%	2034	2.6%
335	NWS	Commercial	All	Hospital	Food Services Equipment	ENERGY STAR Dishwasher	Commercial Prescriptive & Custom	2015	0.8%	2034	3.0%	2034	3.0%
336	NWS	Commercial	All	Hospital	Food Services Equipment	ENERGY STAR Dishwasher	*N/A	*N/A	*N/A	*N/A	*N/A	*N/A	*N/A
337	NWS	Commercial	All	K12 Education	Food Services Equipment	ENERGY STAR Dishwasher	Commercial Prescriptive & Custom	2015	0.8%	2034	3.0%	2034	3.0%
338	NWS	Commercial	All	K12 Education	Food Services Equipment	ENERGY STAR Dishwasher	*N/A	*N/A	*N/A	*N/A	*N/A	*N/A	*N/A
339	NWS	Commercial	All	K12 Education	Food Services Equipment	ENERGY STAR Dishwasher	*N/A	*N/A	*N/A	*N/A	*N/A	*N/A	*N/A
340	NWS	Commercial	All	K12 Education	Food Services Equipment	ENERGY STAR Dishwasher	Commercial Prescriptive & Custom	2015	0.8%	2034	3.0%	2034	3.0%
341	NWS	Commercial	All	K12 Education	Food Services Equipment	ENERGY STAR Dishwasher	Commercial Prescriptive & Custom	2015	0.8%	2034	3.0%	2034	3.0%
342	NWS	Commercial	All	K12 Education	Food Services Equipment	ENERGY STAR Dishwasher	Commercial Prescriptive & Custom	2015	0.8%	2034	3.0%	2034	3.0%
343	NWS	Commercial	All	K12 Education	Food Services Equipment	ENERGY STAR Dishwasher	Commercial Prescriptive & Custom	2015	0.7%	2034	2.6%	2034	2.6%
344	NWS	Commercial	All	K12 Education	Food Services Equipment	ENERGY STAR Dishwasher	Commercial Prescriptive & Custom	2015	0.8%	2034	3.0%	2034	3.0%
345	NWS	Commercial	All	K12 Education	Food Services Equipment	ENERGY STAR Dishwasher	Commercial Prescriptive & Custom	2015	0.6%	2034	2.6%	2034	2.6%
346	NWS	Commercial	All	K12 Education	Food Services Equipment	ENERGY STAR Dishwasher	Commercial Prescriptive & Custom	2015	0.8%	2034	3.0%	2034	3.0%
347	NWS	Commercial	All	K12 Education	Food Services Equipment	ENERGY STAR Dishwasher	*N/A	*N/A	*N/A	*N/A	*N/A	*N/A	*N/A
348	NWS	Commercial	All	K12 Education	Food Services Equipment	ENERGY STAR Dishwasher	*N/A	*N/A	*N/A	*N/A	*N/A	*N/A	*N/A
349	NWS	Commercial	All	K12 Education	Food Services Equipment	ENERGY STAR Dishwasher	Commercial Prescriptive & Custom	2015	0.8%	2034	3.0%	2034	3.0%
350	NWS	Commercial	All	K12 Education	Food Services Equipment	ENERGY STAR Dishwasher	Commercial Prescriptive & Custom	2015	0.8%	2034	3.0%	2034	3.0%
351	NWS	Commercial	All	K12 Education	Food Services Equipment	ENERGY STAR Dishwasher	Commercial Prescriptive & Custom	2015	0.8%	2034	3.0%	2034	3.0%
352	NWS	Commercial	All	K12 Education	Food Services Equipment	ENERGY STAR Dishwasher	Commercial Prescriptive & Custom	2015	0.6%	2034	2.6%	2034	2.6%
353	NWS	Commercial	All	K12 Education	Food Services Equipment	ENERGY STAR Dishwasher	Commercial Prescriptive & Custom	2015	0.8%	2034	3.0%	2034	3.0%
354	NWS	Commercial	All	K12 Education	Food Services Equipment	ENERGY STAR Dishwasher	*N/A	*N/A	*N/A	*N/A	*N/A	*N/A	*N/A
355	NWS	Commercial	All	Education with Summer Sessions	Food Services Equipment	ENERGY STAR Dishwasher	Commercial Prescriptive & Custom	2015	0.8%	2034	3.0%	2034	3.0%
356	NWS	Commercial	All	Education with Summer Sessions	Food Services Equipment	ENERGY STAR Dishwasher	*N/A	*N/A	*N/A	*N/A	*N/A	*N/A	*N/A
357	NWS	Commercial	All	Education with Summer Sessions	Food Services Equipment	ENERGY STAR Dishwasher	*N/A	*N/A	*N/A	*N/A	*N/A	*N/A	*N/A
358	NWS	Commercial	All	Education with Summer Sessions	Food Services Equipment	ENERGY STAR Dishwasher	Commercial Prescriptive & Custom	2015	0.8%	2034	3.0%	2034	3.0%
359	NWS	Commercial	All	Education with Summer Sessions	Food Services Equipment	ENERGY STAR Dishwasher	Commercial Prescriptive & Custom	2015	0.8%	2034	3.0%	2034	3.0%
360	NWS	Commercial	All	Education with Summer Sessions	Food Services Equipment	ENERGY STAR Dishwasher	Commercial Prescriptive & Custom	2015	0.8%	2034	3.0%	2034	3.0%

*N/A: Measure did not pass measure level screening and therefore was not included in a program

MEASURE DESCRIPTION							PROGRAM	PARTICIPATION HIGH CASE					
Measure ID	Weather Sensitive	Sector	Sub-Sector	Building Type	End Use	Measure Name	Program	First Year of Participation (So Year)	First Year Annual Participation Rate (So)	Year of Maximum Annual Participation (Smax Year)	Maximum Annual Participation Rate (Smax)	Final Year of Participation (Fo Year)	Final Year Annual Participation Rate (Fo)
361	NWS	Commercial	All	Education with Summer Sessions	Food Services Equipment	ENERGY STAR Dishwasher	Commercial Prescriptive & Custom	2015	0.7%	2034	2.6%	2034	2.6%
362	NWS	Commercial	All	Education with Summer Sessions	Food Services Equipment	ENERGY STAR Dishwasher	Commercial Prescriptive & Custom	2015	0.8%	2034	3.0%	2034	3.0%
363	NWS	Commercial	All	Education with Summer Sessions	Food Services Equipment	ENERGY STAR Dishwasher	Commercial Prescriptive & Custom	2015	0.6%	2034	2.6%	2034	2.6%
364	NWS	Commercial	All	Education with Summer Sessions	Food Services Equipment	ENERGY STAR Dishwasher	Commercial Prescriptive & Custom	2015	0.8%	2034	3.0%	2034	3.0%
365	NWS	Commercial	All	Education with Summer Sessions	Food Services Equipment	ENERGY STAR Dishwasher	*N/A	*N/A	*N/A	*N/A	*N/A	*N/A	*N/A
366	NWS	Commercial	All	Education with Summer Sessions	Food Services Equipment	ENERGY STAR Dishwasher	*N/A	*N/A	*N/A	*N/A	*N/A	*N/A	*N/A
367	NWS	Commercial	All	Education with Summer Sessions	Food Services Equipment	ENERGY STAR Dishwasher	Commercial Prescriptive & Custom	2015	0.8%	2034	3.0%	2034	3.0%
368	NWS	Commercial	All	Education with Summer Sessions	Food Services Equipment	ENERGY STAR Dishwasher	Commercial Prescriptive & Custom	2015	0.8%	2034	3.0%	2034	3.0%
369	NWS	Commercial	All	Education with Summer Sessions	Food Services Equipment	ENERGY STAR Dishwasher	Commercial Prescriptive & Custom	2015	0.8%	2034	3.0%	2034	3.0%
370	NWS	Commercial	All	Education with Summer Sessions	Food Services Equipment	ENERGY STAR Dishwasher	Commercial Prescriptive & Custom	2015	0.6%	2034	2.6%	2034	2.6%
371	NWS	Commercial	All	Education with Summer Sessions	Food Services Equipment	ENERGY STAR Dishwasher	Commercial Prescriptive & Custom	2015	0.8%	2034	3.0%	2034	3.0%
372	NWS	Commercial	All	Education with Summer Sessions	Food Services Equipment	ENERGY STAR Dishwasher	*N/A	*N/A	*N/A	*N/A	*N/A	*N/A	*N/A
373	NWS	Commercial	All	Lodging	Food Services Equipment	ENERGY STAR Dishwasher	Commercial Prescriptive & Custom	2015	0.8%	2034	3.0%	2034	3.0%
374	NWS	Commercial	All	Lodging	Food Services Equipment	ENERGY STAR Dishwasher	*N/A	*N/A	*N/A	*N/A	*N/A	*N/A	*N/A
375	NWS	Commercial	All	Lodging	Food Services Equipment	ENERGY STAR Dishwasher	*N/A	*N/A	*N/A	*N/A	*N/A	*N/A	*N/A
376	NWS	Commercial	All	Lodging	Food Services Equipment	ENERGY STAR Dishwasher	Commercial Prescriptive & Custom	2015	0.8%	2034	3.0%	2034	3.0%
377	NWS	Commercial	All	Lodging	Food Services Equipment	ENERGY STAR Dishwasher	Commercial Prescriptive & Custom	2015	0.8%	2034	3.0%	2034	3.0%
378	NWS	Commercial	All	Lodging	Food Services Equipment	ENERGY STAR Dishwasher	Commercial Prescriptive & Custom	2015	0.8%	2034	3.0%	2034	3.0%
379	NWS	Commercial	All	Lodging	Food Services Equipment	ENERGY STAR Dishwasher	Commercial Prescriptive & Custom	2015	0.7%	2034	2.6%	2034	2.6%
380	NWS	Commercial	All	Lodging	Food Services Equipment	ENERGY STAR Dishwasher	Commercial Prescriptive & Custom	2015	0.8%	2034	3.0%	2034	3.0%
381	NWS	Commercial	All	Lodging	Food Services Equipment	ENERGY STAR Dishwasher	Commercial Prescriptive & Custom	2015	0.6%	2034	2.6%	2034	2.6%
382	NWS	Commercial	All	Lodging	Food Services Equipment	ENERGY STAR Dishwasher	Commercial Prescriptive & Custom	2015	0.8%	2034	3.0%	2034	3.0%
383	NWS	Commercial	All	Lodging	Food Services Equipment	ENERGY STAR Dishwasher	*N/A	*N/A	*N/A	*N/A	*N/A	*N/A	*N/A
384	NWS	Commercial	All	Lodging	Food Services Equipment	ENERGY STAR Dishwasher	*N/A	*N/A	*N/A	*N/A	*N/A	*N/A	*N/A
385	NWS	Commercial	All	Lodging	Food Services Equipment	ENERGY STAR Dishwasher	Commercial Prescriptive & Custom	2015	0.8%	2034	3.0%	2034	3.0%
386	NWS	Commercial	All	Lodging	Food Services Equipment	ENERGY STAR Dishwasher	Commercial Prescriptive & Custom	2015	0.8%	2034	3.0%	2034	3.0%
387	NWS	Commercial	All	Lodging	Food Services Equipment	ENERGY STAR Dishwasher	Commercial Prescriptive & Custom	2015	0.8%	2034	3.0%	2034	3.0%
388	NWS	Commercial	All	Lodging	Food Services Equipment	ENERGY STAR Dishwasher	Commercial Prescriptive & Custom	2015	0.6%	2034	2.6%	2034	2.6%
389	NWS	Commercial	All	Lodging	Food Services Equipment	ENERGY STAR Dishwasher	Commercial Prescriptive & Custom	2015	0.8%	2034	3.0%	2034	3.0%
390	NWS	Commercial	All	Lodging	Food Services Equipment	ENERGY STAR Dishwasher	*N/A	*N/A	*N/A	*N/A	*N/A	*N/A	*N/A
391	NWS	Commercial	All	Restaurant	Food Services Equipment	ENERGY STAR Dishwasher	Commercial Prescriptive & Custom	2015	0.8%	2034	3.0%	2034	3.0%
392	NWS	Commercial	All	Restaurant	Food Services Equipment	ENERGY STAR Dishwasher	*N/A	*N/A	*N/A	*N/A	*N/A	*N/A	*N/A
393	NWS	Commercial	All	Restaurant	Food Services Equipment	ENERGY STAR Dishwasher	*N/A	*N/A	*N/A	*N/A	*N/A	*N/A	*N/A
394	NWS	Commercial	All	Restaurant	Food Services Equipment	ENERGY STAR Dishwasher	Commercial Prescriptive & Custom	2015	0.8%	2034	3.0%	2034	3.0%
395	NWS	Commercial	All	Restaurant	Food Services Equipment	ENERGY STAR Dishwasher	Commercial Prescriptive & Custom	2015	0.8%	2034	3.0%	2034	3.0%
396	NWS	Commercial	All	Restaurant	Food Services Equipment	ENERGY STAR Dishwasher	Commercial Prescriptive & Custom	2015	0.8%	2034	3.0%	2034	3.0%
397	NWS	Commercial	All	Restaurant	Food Services Equipment	ENERGY STAR Dishwasher	Commercial Prescriptive & Custom	2015	0.7%	2034	2.6%	2034	2.6%
398	NWS	Commercial	All	Restaurant	Food Services Equipment	ENERGY STAR Dishwasher	Commercial Prescriptive & Custom	2015	0.8%	2034	3.0%	2034	3.0%
399	NWS	Commercial	All	Restaurant	Food Services Equipment	ENERGY STAR Dishwasher	Commercial Prescriptive & Custom	2015	0.6%	2034	2.6%	2034	2.6%
400	NWS	Commercial	All	Restaurant	Food Services Equipment	ENERGY STAR Dishwasher	Commercial Prescriptive & Custom	2015	0.8%	2034	3.0%	2034	3.0%
401	NWS	Commercial	All	Restaurant	Food Services Equipment	ENERGY STAR Dishwasher	*N/A	*N/A	*N/A	*N/A	*N/A	*N/A	*N/A
402	NWS	Commercial	All	Restaurant	Food Services Equipment	ENERGY STAR Dishwasher	*N/A	*N/A	*N/A	*N/A	*N/A	*N/A	*N/A
403	NWS	Commercial	All	Restaurant	Food Services Equipment	ENERGY STAR Dishwasher	Commercial Prescriptive & Custom	2015	0.8%	2034	3.0%	2034	3.0%
404	NWS	Commercial	All	Restaurant	Food Services Equipment	ENERGY STAR Dishwasher	Commercial Prescriptive & Custom	2015	0.8%	2034	3.0%	2034	3.0%
405	NWS	Commercial	All	Restaurant	Food Services Equipment	ENERGY STAR Dishwasher	Commercial Prescriptive & Custom	2015	0.8%	2034	3.0%	2034	3.0%
406	NWS	Commercial	All	Restaurant	Food Services Equipment	ENERGY STAR Dishwasher	Commercial Prescriptive & Custom	2015	0.6%	2034	2.6%	2034	2.6%
407	NWS	Commercial	All	Restaurant	Food Services Equipment	ENERGY STAR Dishwasher	Commercial Prescriptive & Custom	2015	0.8%	2034	3.0%	2034	3.0%
408	NWS	Commercial	All	Restaurant	Food Services Equipment	ENERGY STAR Dishwasher	*N/A	*N/A	*N/A	*N/A	*N/A	*N/A	*N/A
409	NWS	Commercial	All	Hospital	Food Services Equipment	ENERGY STAR Fryer	Commercial Prescriptive & Custom	2015	0.7%	2034	2.8%	2034	2.8%
410	NWS	Commercial	All	Hospital	Food Services Equipment	ENERGY STAR Fryer	*N/A	*N/A	*N/A	*N/A	*N/A	*N/A	*N/A
411	NWS	Commercial	All	K12 Education	Food Services Equipment	ENERGY STAR Fryer	Commercial Prescriptive & Custom	2015	0.7%	2034	2.8%	2034	2.8%
412	NWS	Commercial	All	K12 Education	Food Services Equipment	ENERGY STAR Fryer	*N/A	*N/A	*N/A	*N/A	*N/A	*N/A	*N/A
413	NWS	Commercial	All	Education with Summer Sessions	Food Services Equipment	ENERGY STAR Fryer	Commercial Prescriptive & Custom	2015	0.7%	2034	2.8%	2034	2.8%
414	NWS	Commercial	All	Education with Summer Sessions	Food Services Equipment	ENERGY STAR Fryer	*N/A	*N/A	*N/A	*N/A	*N/A	*N/A	*N/A
415	NWS	Commercial	All	Lodging	Food Services Equipment	ENERGY STAR Fryer	Commercial Prescriptive & Custom	2015	0.7%	2034	2.8%	2034	2.8%
416	NWS	Commercial	All	Lodging	Food Services Equipment	ENERGY STAR Fryer	*N/A	*N/A	*N/A	*N/A	*N/A	*N/A	*N/A
417	NWS	Commercial	All	Restaurant	Food Services Equipment	ENERGY STAR Fryer	Commercial Prescriptive & Custom	2015	0.7%	2034	2.8%	2034	2.8%
418	NWS	Commercial	All	Restaurant	Food Services Equipment	ENERGY STAR Fryer	*N/A	*N/A	*N/A	*N/A	*N/A	*N/A	*N/A
419	NWS	Commercial	All	Hospital	Food Services Equipment	ENERGY STAR Griddle	*N/A	*N/A	*N/A	*N/A	*N/A	*N/A	*N/A
420	NWS	Commercial	All	K12 Education	Food Services Equipment	ENERGY STAR Griddle	*N/A	*N/A	*N/A	*N/A	*N/A	*N/A	*N/A

*N/A: Measure did not pass measure level screening and therefore was not included in a program

MEASURE DESCRIPTION							PROGRAM	PARTICIPATION HIGH CASE					
Measure ID	Weather Sensitive	Sector	Sub-Sector	Building Type	End Use	Measure Name	Program	First Year of Participation (So Year)	First Year Annual Participation Rate (So)	Year of Maximum Annual Participation (Smax Year)	Maximum Annual Participation Rate (Smax)	Final Year of Participation (Fo Year)	Final Year Annual Participation Rate (Fo)
421	NWS	Commercial	All	Education with Summer Sessions	Food Services Equipment	ENERGY STAR Griddle	*N/A	*N/A	*N/A	*N/A	*N/A	*N/A	*N/A
422	NWS	Commercial	All	Lodging	Food Services Equipment	ENERGY STAR Griddle	*N/A	*N/A	*N/A	*N/A	*N/A	*N/A	*N/A
423	NWS	Commercial	All	Restaurant	Food Services Equipment	ENERGY STAR Griddle	*N/A	*N/A	*N/A	*N/A	*N/A	*N/A	*N/A
424	NWS	Commercial	All	Hospital	Food Services Equipment	ENERGY STAR Hot Food Holding Cabinets	*N/A	*N/A	*N/A	*N/A	*N/A	*N/A	*N/A
425	NWS	Commercial	All	K12 Education	Food Services Equipment	ENERGY STAR Hot Food Holding Cabinets	*N/A	*N/A	*N/A	*N/A	*N/A	*N/A	*N/A
426	NWS	Commercial	All	Education with Summer Sessions	Food Services Equipment	ENERGY STAR Hot Food Holding Cabinets	*N/A	*N/A	*N/A	*N/A	*N/A	*N/A	*N/A
427	NWS	Commercial	All	Lodging	Food Services Equipment	ENERGY STAR Hot Food Holding Cabinets	*N/A	*N/A	*N/A	*N/A	*N/A	*N/A	*N/A
428	NWS	Commercial	All	Restaurant	Food Services Equipment	ENERGY STAR Hot Food Holding Cabinets	*N/A	*N/A	*N/A	*N/A	*N/A	*N/A	*N/A
429	NWS	Commercial	All	Hospital	Food Services Equipment	ENERGY STAR Electric Convection Ovens	*N/A	*N/A	*N/A	*N/A	*N/A	*N/A	*N/A
430	NWS	Commercial	All	Hospital	Food Services Equipment	ENERGY STAR Electric Convection Ovens	*N/A	*N/A	*N/A	*N/A	*N/A	*N/A	*N/A
431	NWS	Commercial	All	K12 Education	Food Services Equipment	ENERGY STAR Electric Convection Ovens	*N/A	*N/A	*N/A	*N/A	*N/A	*N/A	*N/A
432	NWS	Commercial	All	K12 Education	Food Services Equipment	ENERGY STAR Electric Convection Ovens	*N/A	*N/A	*N/A	*N/A	*N/A	*N/A	*N/A
433	NWS	Commercial	All	Education with Summer Sessions	Food Services Equipment	ENERGY STAR Electric Convection Ovens	*N/A	*N/A	*N/A	*N/A	*N/A	*N/A	*N/A
434	NWS	Commercial	All	Education with Summer Sessions	Food Services Equipment	ENERGY STAR Electric Convection Ovens	*N/A	*N/A	*N/A	*N/A	*N/A	*N/A	*N/A
435	NWS	Commercial	All	Lodging	Food Services Equipment	ENERGY STAR Electric Convection Ovens	*N/A	*N/A	*N/A	*N/A	*N/A	*N/A	*N/A
436	NWS	Commercial	All	Lodging	Food Services Equipment	ENERGY STAR Electric Convection Ovens	*N/A	*N/A	*N/A	*N/A	*N/A	*N/A	*N/A
437	NWS	Commercial	All	Restaurant	Food Services Equipment	ENERGY STAR Electric Convection Ovens	*N/A	*N/A	*N/A	*N/A	*N/A	*N/A	*N/A
438	NWS	Commercial	All	Restaurant	Food Services Equipment	ENERGY STAR Electric Convection Ovens	*N/A	*N/A	*N/A	*N/A	*N/A	*N/A	*N/A
439	NWS	Commercial	All	K12 Education	Food Services Equipment	ENERGY STAR Steam Cooker	Commercial Prescriptive & Custom	2015	0.6%	2034	2.6%	2034	2.6%
440	NWS	Commercial	All	Education with Summer Sessions	Food Services Equipment	ENERGY STAR Steam Cooker	Commercial Prescriptive & Custom	2015	0.6%	2034	2.6%	2034	2.6%
441	NWS	Commercial	All	Lodging	Food Services Equipment	ENERGY STAR Steam Cooker	Commercial Prescriptive & Custom	2015	0.6%	2034	2.6%	2034	2.6%
442	NWS	Commercial	All	Restaurant	Food Services Equipment	ENERGY STAR Steam Cooker	Commercial Prescriptive & Custom	2015	0.6%	2034	2.6%	2034	2.6%
443	NWS	Commercial	All	Hospital	Food Services Equipment	EPA WaterSense Pre-Rinse Spray Valve	*N/A	*N/A	*N/A	*N/A	*N/A	*N/A	*N/A
444	NWS	Commercial	All	Education with Summer Sessions	Food Services Equipment	EPA WaterSense Pre-Rinse Spray Valve	*N/A	*N/A	*N/A	*N/A	*N/A	*N/A	*N/A
445	NWS	Commercial	All	Lodging	Food Services Equipment	EPA WaterSense Pre-Rinse Spray Valve	*N/A	*N/A	*N/A	*N/A	*N/A	*N/A	*N/A
446	NWS	Commercial	All	Restaurant	Food Services Equipment	EPA WaterSense Pre-Rinse Spray Valve	*N/A	*N/A	*N/A	*N/A	*N/A	*N/A	*N/A
447	NWS	Commercial	All	Hospital	Service Hot Water	Electric Storage Water Heater	*N/A	*N/A	*N/A	*N/A	*N/A	*N/A	*N/A
448	NWS	Commercial	All	Hospital	Service Hot Water	Electric Storage Water Heater	*N/A	*N/A	*N/A	*N/A	*N/A	*N/A	*N/A
449	NWS	Commercial	All	K12 Education	Service Hot Water	Electric Storage Water Heater	*N/A	*N/A	*N/A	*N/A	*N/A	*N/A	*N/A
450	NWS	Commercial	All	K12 Education	Service Hot Water	Electric Storage Water Heater	*N/A	*N/A	*N/A	*N/A	*N/A	*N/A	*N/A
451	NWS	Commercial	All	K12 Education	Service Hot Water	Electric Storage Water Heater	*N/A	*N/A	*N/A	*N/A	*N/A	*N/A	*N/A
452	NWS	Commercial	All	Education with Summer Sessions	Service Hot Water	Electric Storage Water Heater	*N/A	*N/A	*N/A	*N/A	*N/A	*N/A	*N/A
453	NWS	Commercial	All	Education with Summer Sessions	Service Hot Water	Electric Storage Water Heater	*N/A	*N/A	*N/A	*N/A	*N/A	*N/A	*N/A
454	NWS	Commercial	All	Education with Summer Sessions	Service Hot Water	Electric Storage Water Heater	*N/A	*N/A	*N/A	*N/A	*N/A	*N/A	*N/A
455	NWS	Commercial	All	Lodging	Service Hot Water	Electric Storage Water Heater	*N/A	*N/A	*N/A	*N/A	*N/A	*N/A	*N/A
456	NWS	Commercial	All	Lodging	Service Hot Water	Electric Storage Water Heater	*N/A	*N/A	*N/A	*N/A	*N/A	*N/A	*N/A
457	NWS	Commercial	All	Lodging	Service Hot Water	Electric Storage Water Heater	*N/A	*N/A	*N/A	*N/A	*N/A	*N/A	*N/A
458	NWS	Commercial	All	Restaurant	Service Hot Water	Electric Storage Water Heater	Commercial Prescriptive & Custom	2015	0.6%	2034	2.6%	2034	2.6%
459	NWS	Commercial	All	Restaurant	Service Hot Water	Electric Storage Water Heater	Commercial Prescriptive & Custom	2015	0.7%	2034	2.6%	2034	2.6%
460	NWS	Commercial	All	Restaurant	Service Hot Water	Electric Storage Water Heater	Commercial Prescriptive & Custom	2015	0.6%	2034	2.6%	2034	2.6%
461	NWS	Commercial	All	Hospital	Service Hot Water	Heat Pump Storage Water Heater	*N/A	*N/A	*N/A	*N/A	*N/A	*N/A	*N/A
462	NWS	Commercial	All	K12 Education	Service Hot Water	Heat Pump Storage Water Heater	*N/A	*N/A	*N/A	*N/A	*N/A	*N/A	*N/A
463	NWS	Commercial	All	Education with Summer Sessions	Service Hot Water	Heat Pump Storage Water Heater	*N/A	*N/A	*N/A	*N/A	*N/A	*N/A	*N/A
464	NWS	Commercial	All	Lodging	Service Hot Water	Heat Pump Storage Water Heater	*N/A	*N/A	*N/A	*N/A	*N/A	*N/A	*N/A
465	NWS	Commercial	All	Restaurant	Service Hot Water	Heat Pump Storage Water Heater	*N/A	*N/A	*N/A	*N/A	*N/A	*N/A	*N/A
466	NWS	Commercial	All	Hospital	Service Hot Water	Low Flow Faucet Aerators - Electric DHW fuel	*N/A	*N/A	*N/A	*N/A	*N/A	*N/A	*N/A
467	NWS	Commercial	All	K12 Education	Service Hot Water	Low Flow Faucet Aerators - Electric DHW fuel	*N/A	*N/A	*N/A	*N/A	*N/A	*N/A	*N/A
468	NWS	Commercial	All	Education with Summer Sessions	Service Hot Water	Low Flow Faucet Aerators - Electric DHW fuel	*N/A	*N/A	*N/A	*N/A	*N/A	*N/A	*N/A
469	NWS	Commercial	All	Lodging	Service Hot Water	Low Flow Faucet Aerators - Electric DHW fuel	*N/A	*N/A	*N/A	*N/A	*N/A	*N/A	*N/A
470	NWS	Commercial	All	Restaurant	Service Hot Water	Low Flow Faucet Aerators - Electric DHW fuel	Commercial Prescriptive & Custom	2015	0.8%	2034	3.0%	2034	3.0%
471	NWS	Commercial	Small Commercial	All	Lighting	Small Business Program Audit & Direct Instal	*N/A	*N/A	*N/A	*N/A	*N/A	*N/A	*N/A
472	NWS	Commercial	Small Commercial	All	Lighting	Small Business Program Audit & Direct Instal	Small Business Solutions	2015	0.5%	2034	2.0%	2034	2.0%
473	NWS	Commercial	Small Commercial	All	Service Hot Water	Small Business Program Audit & Direct Instal	*N/A	*N/A	*N/A	*N/A	*N/A	*N/A	*N/A
474	NWS	Commercial	Small Commercial	All	Lighting	Small Business Program Lighting Upgrade Package	Small Business Solutions	2015	0.5%	2034	2.0%	2034	2.0%
475	NWS	Commercial	Small Commercial	All	Refrigeration	Small Business Program Refrigeration Upgrade Package	Small Business Solutions	2015	0.5%	2034	2.0%	2034	2.0%
476	NWS	Commercial	All	Data Center	HVAC	Air Flow Management	Data Center	2015	14.3%	2015	14.3%	2034	14.3%
477	NWS	Commercial	All	Data Center	HVAC	Air Flow Management	Data Center	2015	14.3%	2015	14.3%	2034	14.3%
478	NWS	Commercial	All	Data Center	HVAC	Air Flow Management	Data Center	2015	14.3%	2015	14.3%	2034	14.3%
479	NWS	Commercial	All	Data Center	HVAC	Air Flow Management	Data Center	2015	14.3%	2015	14.3%	2034	14.3%
480	NWS	Commercial	All	Data Center	Miscellaneous	Load Distribution	Data Center	2015	14.3%	2015	14.3%	2034	14.3%

*N/A: Measure did not pass measure level screening and therefore was not included in a program

MEASURE DESCRIPTION							PROGRAM	PARTICIPATION HIGH CASE					
Measure ID	Weather Sensitive	Sector	Sub-Sector	Building Type	End Use	Measure Name	Program	First Year of Participation (So Year)	First Year Annual Participation Rate (So)	Year of Maximum Annual Participation (Smax Year)	Maximum Annual Participation Rate (Smax)	Final Year of Participation (Fo Year)	Final Year Annual Participation Rate (Fo)
481	NWS	Commercial	All	Data Center	Miscellaneous	Load Distribution	Data Center	2015	14.3%	2015	14.3%	2034	14.3%
482	NWS	Commercial	All	Data Center	Miscellaneous	Load Distribution	Data Center	2015	14.3%	2015	14.3%	2034	14.3%
483	NWS	Commercial	All	Data Center	Miscellaneous	Load Distribution	Data Center	2015	14.3%	2015	14.3%	2034	14.3%
484	NWS	Commercial	All	Data Center	HVAC	Waterside Economizer	*N/A	*N/A	*N/A	*N/A	*N/A	*N/A	*N/A
485	NWS	Commercial	All	Data Center	HVAC	Waterside Economizer	*N/A	*N/A	*N/A	*N/A	*N/A	*N/A	*N/A
486	NWS	Commercial	All	Data Center	HVAC	Air Flow Management	Data Center	2015	14.3%	2015	14.3%	2034	14.3%
487	NWS	Commercial	All	Data Center	HVAC	Air Flow Management	Data Center	2015	14.3%	2015	14.3%	2034	14.3%
488	NWS	Commercial	All	Data Center	HVAC	Air Flow Management	Data Center	2015	14.3%	2015	14.3%	2034	14.3%
489	NWS	Commercial	All	Data Center	HVAC	Air Flow Management	Data Center	2015	14.3%	2015	14.3%	2034	14.3%
490	NWS	Commercial	All	Data Center	Miscellaneous	Load Distribution	Data Center	2015	14.3%	2015	14.3%	2034	14.3%
491	NWS	Commercial	All	Data Center	Miscellaneous	Load Distribution	Data Center	2015	14.3%	2015	14.3%	2034	14.3%
492	NWS	Commercial	All	Data Center	Miscellaneous	Load Distribution	Data Center	2015	14.3%	2015	14.3%	2034	14.3%
493	NWS	Commercial	All	Data Center	Miscellaneous	Load Distribution	Data Center	2015	14.3%	2015	14.3%	2034	14.3%
494	NWS	Commercial	All	Data Center	HVAC	Waterside Economizer	Data Center	2015	14.3%	2015	14.3%	2034	14.3%
495	NWS	Commercial	All	Data Center	HVAC	Waterside Economizer	Data Center	2015	14.3%	2015	14.3%	2034	#N/A
496	WS	Commercial	Large Commercial	All	Misc	Commercial New Construction	Commercial New Construction	2015	25.0%	2017	75.0%	2017	0.0%
497	WS	Commercial	Large Commercial	All	Misc	Commercial New Construction	Commercial New Construction	2018	85.0%	2018	85.0%	2034	#N/A
498	WS	Commercial	Small Commercial	All	Misc	Commercial New Construction	Commercial New Construction	2015	25.0%	2017	75.0%	2017	0.0%
499	WS	Commercial	Small Commercial	All	Misc	Commercial New Construction	Commercial New Construction	2018	85.0%	2018	85.0%	2034	85.0%
500	WS	Commercial	Large Commercial	All	Misc	Retrocommissioning	RetroCommissioning	2015	1.5%	2018	7.5%	2034	3.4%
501	WS	Commercial	Large Commercial	All	Misc	Retrocommissioning	RetroCommissioning	2015	1.5%	2018	7.5%	2034	3.4%
502	NWS	Commercial	All	All	Misc	Enabled Dynamic Pricing (Non-Res	Non-Residential Dynamic Pricing	2015	0.3%	2017	0.9%	2034	0.9%
503	NWS	Commercial	All	All	Misc	Non-Enabled Dynamic Pricing (Non-Res	Non-Residential Dynamic Pricing	2015	0.3%	2017	0.9%	2034	0.9%

*N/A: Measure did not pass measure level screening and therefore was not included in a program

MEASURE DESCRIPTION					
Measure ID	**Sector**	**Sub-Sector**	**Building Type**	**End Use**	**Measure Name**
1	Industrial	Petroleum Refining	All	Motor - Other Applications	Operations and maintenance
2	Industrial	Petroleum Refining	All	Motor - Other Applications	Match Motor Size to Load
3	Industrial	Petroleum Refining	All	Motor - Other Applications	Motor Efficiency Upgrade
4	Industrial	Petroleum Refining	All	Motor - Other Applications	Variable Speed Drives
5	Industrial	Petroleum Refining	All	Pumps	Reduce Overall System Requirements
6	Industrial	Petroleum Refining	All	Pumps	Match Pump Size to Load
7	Industrial	Petroleum Refining	All	Pumps	Reduce or Control Pump Speed
8	Industrial	Petroleum Refining	All	Pumps	Improve Pump Components
9	Industrial	Petroleum Refining	All	Pumps	Operation and Maintenance
10	Industrial	Petroleum Refining	All	Compressors	Reduce Overall System Requirements
11	Industrial	Petroleum Refining	All	Compressors	Match Compressor Size to Load
12	Industrial	Petroleum Refining	All	Compressors	Compressor Control
13	Industrial	Petroleum Refining	All	Compressors	Improve Compressor Components
14	Industrial	Petroleum Refining	All	Compressors	Operation and Maintenance
15	Industrial	Petroleum Refining	All	Fans	Reduce Overall System Requirements
16	Industrial	Petroleum Refining	All	Fans	Reduce or Control Fan Speed
17	Industrial	Petroleum Refining	All	Fans	Improve Fan Components
18	Industrial	Petroleum Refining	All	Fans	Operation and Maintenance
19	Industrial	Industrial Organic Chemicals	All	Motor - Other Applications	Operations and maintenance
20	Industrial	Industrial Organic Chemicals	All	Motor - Other Applications	Match Motor Size to Load
21	Industrial	Industrial Organic Chemicals	All	Motor - Other Applications	Motor Efficiency Upgrade
22	Industrial	Industrial Organic Chemicals	All	Motor - Other Applications	Variable Speed Drives
23	Industrial	Industrial Organic Chemicals	All	Pumps	Reduce Overall System Requirements
24	Industrial	Industrial Organic Chemicals	All	Pumps	Match Pump Size to Load
25	Industrial	Industrial Organic Chemicals	All	Pumps	Reduce or Control Pump Speed
26	Industrial	Industrial Organic Chemicals	All	Pumps	Improve Pump Components
27	Industrial	Industrial Organic Chemicals	All	Pumps	Operation and Maintenance
28	Industrial	Industrial Organic Chemicals	All	Compressors	Reduce Overall System Requirements
29	Industrial	Industrial Organic Chemicals	All	Compressors	Match Compressor Size to Load
30	Industrial	Industrial Organic Chemicals	All	Compressors	Compressor Control
31	Industrial	Industrial Organic Chemicals	All	Compressors	Improve Compressor Components
32	Industrial	Industrial Organic Chemicals	All	Compressors	Operation and Maintenance
33	Industrial	Industrial Organic Chemicals	All	Fans	Reduce Overall System Requirements
34	Industrial	Industrial Organic Chemicals	All	Fans	Reduce or Control Fan Speed
35	Industrial	Industrial Organic Chemicals	All	Fans	Improve Fan Components
36	Industrial	Industrial Organic Chemicals	All	Fans	Operation and Maintenance
37	Industrial	Plastics & Polymers	All	Machine Drive	Energy monitoring and process controls (sub-metering , monitoring and control systems)
38	Industrial	Plastics & Polymers	All	Motor - Other Applications	Premium Efficiency Control with ASDs
39	Industrial	Plastics & Polymers	All	Motor - Other Applications	Motor Efficiency Upgrade
40	Industrial	Plastics & Polymers	All	Motor - Other Applications	Match Motor Size to Load
41	Industrial	Plastics & Polymers	All	Motor - Other Applications	Preventative Motor Maintenance
42	Industrial	Plastics & Polymers	All	Pumps	Impeller Trimming (Pump)
43	Industrial	Plastics & Polymers	All	Pumps	Optimization of Pumping System
44	Industrial	Plastics & Polymers	All	Pumps	Premium Efficiency Control with ASDs (Pumps)
45	Industrial	Plastics & Polymers	All	Pumps	Preventative Pump Maintenance
46	Industrial	Plastics & Polymers	All	Compressors	Premium Efficiency Control with ASD (Compressor)
47	Industrial	Plastics & Polymers	All	Compressors	Optimized Distribution System
48	Industrial	Plastics & Polymers	All	Compressors	Minimize Operating Air Pressure
49	Industrial	Plastics & Polymers	All	Compressors	Match Compressor Size to Load
50	Industrial	Plastics & Polymers	All	Compressors	VSD on Chiller Compressor
51	Industrial	Plastics & Polymers	All	Fans	Impeller Trimming or Inlet Guide Vanes
52	Industrial	Plastics & Polymers	All	Fans	Premium Efficiency Control with ASD (Fans)
53	Industrial	Plastics & Polymers	All	Fans	Synchronous Belts (Fans)
54	Industrial	Plastics & Polymers	All	Fans	Preventative Fan Maintenance
55	Industrial	Plastics & Polymers	All	HVAC	Optimized Duct Design to Improve Efficiency
56	Industrial	Plastics & Polymers	All	PH	Advanced Water Heater Controls
57	Industrial	Plastics & Polymers	All	PH	Process Heat Recovery to Preheat Makeup Water
58	Industrial	Plastics & Polymers	All	PH	Air Curtains (Oven)
59	Industrial	Plastics & Polymers	All	PH	Insulation (Oven)
60	Industrial	Plastics & Polymers	All	PH	Preventative Oven Maintenance

MEASURE DESCRIPTION					
Measure ID	**Sector**	**Sub-Sector**	**Building Type**	**End Use**	**Measure Name**
61	Industrial	Plastics & Polymers	All	PH	Air Curtains (Dryer)
62	Industrial	Plastics & Polymers	All	PH	Insulation (Dryer)
63	Industrial	Plastics & Polymers	All	PH	Preventative Dryer Maintenance
64	Industrial	Plastics & Polymers	All	PH	Optimized Distribution System
65	Industrial	Plastics & Polymers	All	PCR	High Efficiency Chiller
66	Industrial	Plastics & Polymers	All	PCR	Floating head pressure controls
67	Industrial	Plastics & Polymers	All	PCR	Premium Efficiency Refrigeration Control System
68	Industrial	Plastics & Polymers	All	PCR	Smart Defrost Controls
69	Industrial	Plastics & Polymers	All	PCR	Doors, Covers and Curtains
70	Industrial	Plastics & Polymers	All	PCR	Optimized chilled water temperature and/or optimized condenser temperature
71	Industrial	Plastics & Polymers	All	PCR	Preventative Refrigeration/cooling System Maintenance
72	Industrial	Plastics & Polymers	All	PCR	Optimized condenser pressure
73	Industrial	Plastics & Polymers	All	PCR	Free cooling
74	Industrial	Plastics & Polymers	All	PCR	Improve Insulation of Refrigeration System
75	Industrial	Plastics & Polymers	All	ONPU	HE Dry-Type Transformers
76	Industrial	Small Industrial	All	Machine Drive	Sub-Metering and Interval Metering
77	Industrial	Small Industrial	All	Machine Drive	Integrated control system
78	Industrial	Small Industrial	All	OPU	HE Dry-Type Transformers
79	Industrial	Small Industrial	All	PH	Advanced water heater controls
80	Industrial	Small Industrial	All	PH	Process Heat Recovery to Preheat Makeup Water
81	Industrial	Small Industrial	All	PH	Air Curtains (Oven)
82	Industrial	Small Industrial	All	PH	Insulation (Oven)
83	Industrial	Small Industrial	All	PH	Preventative Oven Maintenance
84	Industrial	Small Industrial	All	PH	Air Curtains (Dryer)
85	Industrial	Small Industrial	All	PH	Insulation (Dryer)
86	Industrial	Small Industrial	All	PH	Preventative Dryer Maintenance
87	Industrial	Small Industrial	All	PH	Preventative Furnace Maintenance
88	Industrial	Small Industrial	All	PH	Insulation (Furnace)
89	Industrial	Small Industrial	All	PH	Preventative Kiln Maintenance
90	Industrial	Small Industrial	All	PH	Insulation (Kiln)
91	Industrial	Small Industrial	All	PCR	High Efficiency Chiller
92	Industrial	Small Industrial	All	PCR	Optimized Distribution System
93	Industrial	Small Industrial	All	PCR	Floating head pressure controls
94	Industrial	Small Industrial	All	PCR	Premium efficiency refrigeration control system
95	Industrial	Small Industrial	All	PCR	Smart Defrost Controls
96	Industrial	Small Industrial	All	PCR	Doors, Covers and Curtains
97	Industrial	Small Industrial	All	PCR	Optimized chilled water temperature and/or optimized condenser temperature
98	Industrial	Small Industrial	All	PCR	Preventative refrigeration/cooling system maintenance
99	Industrial	Small Industrial	All	PCR	Optimized condenser pressure
100	Industrial	Small Industrial	All	PCR	VSD on chiller compressor
101	Industrial	Small Industrial	All	PCR	Free cooling
102	Industrial	Small Industrial	All	PCR	Improve insulation of refrigeration system
103	Industrial	Small Industrial	All	Pumps	High/Premium Efficiency Motors (Pumps)
104	Industrial	Small Industrial	All	Pumps	Impeller Trimming (Pump)
105	Industrial	Small Industrial	All	Pumps	Optimization of pumping system
106	Industrial	Small Industrial	All	Pumps	Premium Efficiency Control with ASDs (Pumps)
107	Industrial	Small Industrial	All	Pumps	Preventative Pump Maintenance
108	Industrial	Small Industrial	All	Fans	High/Premium Efficiency Motors (Fans)
109	Industrial	Small Industrial	All	Fans	Impeller Trimming or Inlet Guide Vanes
110	Industrial	Small Industrial	All	HVAC	Optimized duct design to improve efficiency
111	Industrial	Small Industrial	All	Fans	Premium efficiency control, with ASD (Fans)
112	Industrial	Small Industrial	All	Fans	Synchronous Belts (Fans)
113	Industrial	Small Industrial	All	Fans	Preventative Fan Maintenance
114	Industrial	Small Industrial	All	Motor - Other Applications	Premium Efficiency Control with ASDs (Other motors)
115	Industrial	Small Industrial	All	Motor - Other Applications	High/Premium Efficiency Motors
116	Industrial	Small Industrial	All	Motor - Other Applications	Correctly sized motors
117	Industrial	Small Industrial	All	Motor - Other Applications	Optimized motor control
118	Industrial	Small Industrial	All	Motor - Other Applications	Synchronous Belts
119	Industrial	Small Industrial	All	Motor - Other Applications	Preventative Motor Maintenance
120	Industrial	Small Industrial	All	Compressors	Premium efficiency ASD compressor

MEASURE DESCRIPTION					
Measure ID	**Sector**	**Sub-Sector**	**Building Type**	**End Use**	**Measure Name**
121	Industrial	Small Industrial	All	Compressors	Optimized Distribution System
122	Industrial	Small Industrial	All	Compressors	Minimize operating air pressure
123	Industrial	Small Industrial	All	Compressors	Optimized sizing of compressor system
124	Industrial	Small Industrial	All	Compressors	Optimized sizes of air receiver tanks
125	Industrial	Small Industrial	All	Compressors	Use cooler air from outside for make up air
126	Industrial	Small Industrial	All	Compressors	Premium Efficiency Air Dryer (compressors)
127	Industrial	Small Industrial	All	Compressors	Sequencing Control
128	Industrial	Small Industrial	All	Compressors	Eliminate air leaks
129	Industrial	Small Industrial	All	Compressors	Synchronous Belts for Air Compressors
130	Industrial	Small Industrial	All	Compressors	Replace compressed air use with mechanical or electrical
131	Industrial	Small Industrial	All	Compressors	Premium efficiency ASD compressor
132	Industrial	Small Industrial	All	Compressors	Compression ratio optimization (gas compressor)
133	Industrial	Small Industrial	All	Compressors	Retrofit internal parts of existing centrifugal compressors
134	Industrial	Small Industrial	All	Compressors	Gas compressor right sizing
135	Industrial	Small Industrial	All	Compressors	Volume pocket adjustments
136	Industrial	Small Industrial	All	Compressors	Minimum cylinder clearance
137	Industrial	Small Industrial	All	Compressors	Synchronous Belts for Air or Gas Compressors
138	Industrial	Small Industrial	All	HVAC	Air Source Heat Pump for Backup Generators
139	Industrial	Small Industrial	All	ONPU	High efficiency battery charger (for forklifts)
140	Industrial	Small Industrial	All	HVAC	Free cooling
141	Industrial	Small Industrial	All	HVAC	Radiant Heaters
142	Industrial	Small Industrial	All	HVAC	High efficiency non-packaged HVAC equipment
143	Industrial	Small Industrial	All	HVAC	Seasonal Temperature Settings Adjustments
144	Industrial	Small Industrial	All	HVAC	High-efficiency rooftop AC with an EER of 13.5
145	Industrial	Small Industrial	All	HVAC	Ground Source Heat Pump
146	Industrial	Small Industrial	All	HVAC	Ventilation Heat Recovery
147	Industrial	Small Industrial	All	HVAC	Automated Temperature Control
148	Industrial	Small Industrial	All	HVAC	Reduced Temperature Settings
149	Industrial	Small Industrial	All	HVAC	Destratification Fans
150	Industrial	Small Industrial	All	HVAC	Warehouse Loading Dock Seals
151	Industrial	Small Industrial	All	HVAC	Air Curtains
152	Industrial	Small Industrial	All	HVAC	Preventative Packaged HVAC Maintenance
153	Industrial	Small Industrial	All	HVAC	Heat Recovery from Processes to Heat Ventilation Make-up Air
154	Industrial	Small Industrial	All	FL	High efficiency ballasts for lighting
155	Industrial	Small Industrial	All	FL	High Efficiency Light fixtures
156	Industrial	Small Industrial	All	FL	Efficient Lighting Design
157	Industrial	Small Industrial	All	FL	Lighting controls: on/off timer settings
158	Industrial	Small Industrial	All	FL	Lighting controls: occupancy sensors
159	Industrial	Small Industrial	All	HVAC	Ventilation Optimization
160	Industrial	Small Industrial	All	HVAC	Premium efficiency ventilation control with VSD
161	Industrial	Small Industrial	All	HVAC	Demand-Controlled Ventilation
162	Industrial	Chlor-alkali	All	OPU/ONPU	Sub-Metering and Interval Metering
163	Industrial	Chlor-alkali	All	OPU/ONPU	Integrated control system
164	Industrial	Chlor-alkali	All	OPU/ONPU	HE Dry-Type Transformers
165	Industrial	Chlor-alkali	All	OPU/ONPU	Advanced water heater controls
166	Industrial	Chlor-alkali	All	OPU/ONPU	Process Heat Recovery to Preheat Makeup Water
167	Industrial	Chlor-alkali	All	OPU/ONPU	Air Curtains (Oven)
168	Industrial	Chlor-alkali	All	OPU/ONPU	Insulation (Oven)
169	Industrial	Chlor-alkali	All	OPU/ONPU	Preventative Oven Maintenance
170	Industrial	Chlor-alkali	All	OPU/ONPU	Air Curtains (Dryer)
171	Industrial	Chlor-alkali	All	OPU/ONPU	Insulation (Dryer)
172	Industrial	Chlor-alkali	All	OPU/ONPU	Preventative Dryer Maintenance
173	Industrial	Chlor-alkali	All	OPU/ONPU	Preventative Furnace Maintenance
174	Industrial	Chlor-alkali	All	OPU/ONPU	Insulation (Furnace)
175	Industrial	Chlor-alkali	All	OPU/ONPU	Preventative Kiln Maintenance
176	Industrial	Chlor-alkali	All	OPU/ONPU	Insulation (Kiln)
177	Industrial	Chlor-alkali	All	OPU/ONPU	High Efficiency Chiller
178	Industrial	Chlor-alkali	All	OPU/ONPU	Optimized Distribution System
179	Industrial	Chlor-alkali	All	OPU/ONPU	Floating head pressure controls
180	Industrial	Chlor-alkali	All	OPU/ONPU	Premium efficiency refrigeration control system

MEASURE DESCRIPTION					
Measure ID	Sector	Sub-Sector	Building Type	End Use	Measure Name
181	Industrial	Chlor-alkali	All	OPU/ONPU	Smart Defrost Controls
182	Industrial	Chlor-alkali	All	OPU/ONPU	Doors, Covers and Curtains
183	Industrial	Chlor-alkali	All	OPU/ONPU	Optimized chilled water temperature and/or optimized condenser temperature
184	Industrial	Chlor-alkali	All	OPU/ONPU	Preventative refrigeration/cooling system maintenance
185	Industrial	Chlor-alkali	All	OPU/ONPU	Optimized condenser pressure
186	Industrial	Chlor-alkali	All	OPU/ONPU	VSD on chiller compressor
187	Industrial	Chlor-alkali	All	OPU/ONPU	Free cooling
188	Industrial	Chlor-alkali	All	OPU/ONPU	Improve insulation of refrigeration system
189	Industrial	Chlor-alkali	All	OPU/ONPU	High/Premium Efficiency Motors (Pumps)
190	Industrial	Chlor-alkali	All	OPU/ONPU	Impeller Trimming (Pump)
191	Industrial	Chlor-alkali	All	OPU/ONPU	Optimization of pumping system
192	Industrial	Chlor-alkali	All	OPU/ONPU	Premium Efficiency Control with ASDs (Pumps)
193	Industrial	Chlor-alkali	All	OPU/ONPU	Preventative Pump Maintenance
194	Industrial	Chlor-alkali	All	OPU/ONPU	High/Premium Efficiency Motors (Fans)
195	Industrial	Chlor-alkali	All	OPU/ONPU	Impeller Trimming or Inlet Guide Vanes
196	Industrial	Chlor-alkali	All	OPU/ONPU	Optimized duct design to improve efficiency
197	Industrial	Chlor-alkali	All	OPU/ONPU	Premium efficiency control, with ASD (Fans)
198	Industrial	Chlor-alkali	All	OPU/ONPU	Synchronous Belts (Fans)
199	Industrial	Chlor-alkali	All	OPU/ONPU	Preventative Fan Maintenance
200	Industrial	Chlor-alkali	All	OPU/ONPU	Premium Efficiency Control with ASDs (Other motors)
201	Industrial	Chlor-alkali	All	OPU/ONPU	High/Premium Efficiency Motors
202	Industrial	Chlor-alkali	All	OPU/ONPU	Correctly sized motors
203	Industrial	Chlor-alkali	All	OPU/ONPU	Optimized motor control
204	Industrial	Chlor-alkali	All	OPU/ONPU	Synchronous Belts
205	Industrial	Chlor-alkali	All	OPU/ONPU	Preventative Motor Maintenance
206	Industrial	Chlor-alkali	All	OPU/ONPU	Premium efficiency ASD compressor
207	Industrial	Chlor-alkali	All	OPU/ONPU	Optimized Distribution System
208	Industrial	Chlor-alkali	All	OPU/ONPU	Minimize operating air pressure
209	Industrial	Chlor-alkali	All	OPU/ONPU	Optimized sizing of compressor system
210	Industrial	Chlor-alkali	All	OPU/ONPU	Optimized sizes of air receiver tanks
211	Industrial	Chlor-alkali	All	OPU/ONPU	Use cooler air from outside for make up air
212	Industrial	Chlor-alkali	All	OPU/ONPU	Premium Efficiency Air Dryer (compressors)
213	Industrial	Chlor-alkali	All	OPU/ONPU	Sequencing Control
214	Industrial	Chlor-alkali	All	OPU/ONPU	Eliminate air leaks
215	Industrial	Chlor-alkali	All	OPU/ONPU	Synchronous Belts for Air Compressors
216	Industrial	Chlor-alkali	All	OPU/ONPU	Replace compressed air use with mechanical or electrical
217	Industrial	Chlor-alkali	All	OPU/ONPU	Premium efficiency ASD compressor
218	Industrial	Chlor-alkali	All	OPU/ONPU	Compression ratio optimization (gas compressor)
219	Industrial	Chlor-alkali	All	OPU/ONPU	Retrofit internal parts of existing centrifugal compressors
220	Industrial	Chlor-alkali	All	OPU/ONPU	Gas compressor right sizing
221	Industrial	Chlor-alkali	All	OPU/ONPU	Volume pocket adjustments
222	Industrial	Chlor-alkali	All	OPU/ONPU	Minimum cylinder clearance
223	Industrial	Chlor-alkali	All	OPU/ONPU	Synchronous Belts for Air or Gas Compressors
224	Industrial	Chlor-alkali	All	OPU/ONPU	Air Source Heat Pump for Backup Generators
225	Industrial	Chlor-alkali	All	OPU/ONPU	High efficiency battery charger (for forklifts)
226	Industrial	Chlor-alkali	All	OPU/ONPU	Free cooling
227	Industrial	Chlor-alkali	All	OPU/ONPU	Radiant Heaters
228	Industrial	Chlor-alkali	All	OPU/ONPU	High efficiency non-packaged HVAC equipment
229	Industrial	Chlor-alkali	All	OPU/ONPU	Seasonal Temperature Settings Adjustments
230	Industrial	Chlor-alkali	All	OPU/ONPU	High-efficiency rooftop AC with an EER of 13.5
231	Industrial	Chlor-alkali	All	OPU/ONPU	Ground Source Heat Pump
232	Industrial	Chlor-alkali	All	OPU/ONPU	Ventilation Heat Recovery
233	Industrial	Chlor-alkali	All	OPU/ONPU	Automated Temperature Control
234	Industrial	Chlor-alkali	All	OPU/ONPU	Reduced Temperature Settings
235	Industrial	Chlor-alkali	All	OPU/ONPU	Destratification Fans
236	Industrial	Chlor-alkali	All	OPU/ONPU	Warehouse Loading Dock Seals
237	Industrial	Chlor-alkali	All	OPU/ONPU	Air Curtains
238	Industrial	Chlor-alkali	All	OPU/ONPU	Preventative Packaged HVAC Maintenance
239	Industrial	Chlor-alkali	All	OPU/ONPU	Heat Recovery from Processes to Heat Ventilation Make-up Air
240	Industrial	Chlor-alkali	All	OPU/ONPU	High efficiency ballasts for lighting

MEASURE DESCRIPTION					
Measure ID	**Sector**	**Sub-Sector**	**Building Type**	**End Use**	**Measure Name**
241	Industrial	Chlor-alkali	All	OPU/ONPU	High Efficiency Light fixtures
242	Industrial	Chlor-alkali	All	OPU/ONPU	Efficient Lighting Design
243	Industrial	Chlor-alkali	All	OPU/ONPU	Lighting controls: on/off timer settings
244	Industrial	Chlor-alkali	All	OPU/ONPU	Lighting controls: occupancy sensors
245	Industrial	Chlor-alkali	All	OPU/ONPU	Ventilation Optimization
246	Industrial	Chlor-alkali	All	OPU/ONPU	Premium efficiency ventilation control with VSD
247	Industrial	Chlor-alkali	All	OPU/ONPU	Demand-Controlled Ventilation
248	Industrial	Pulp & Paper	All	Machine Drive	Sub-Metering and Interval Metering
249	Industrial	Pulp & Paper	All	Machine Drive	Integrated control system
250	Industrial	Pulp & Paper	All	ONPU	HE Dry-Type Transformers
251	Industrial	Pulp & Paper	All	ONPU	Advanced water heater controls
252	Industrial	Pulp & Paper	All	ONPU	Process Heat Recovery to Preheat Makeup Water
253	Industrial	Pulp & Paper	All	ONPU	Air Curtains (Oven)
254	Industrial	Pulp & Paper	All	ONPU	Insulation (Oven)
255	Industrial	Pulp & Paper	All	ONPU	Preventative Oven Maintenance
256	Industrial	Pulp & Paper	All	ONPU	Air Curtains (Dryer)
257	Industrial	Pulp & Paper	All	ONPU	Insulation (Dryer)
258	Industrial	Pulp & Paper	All	ONPU	Preventative Dryer Maintenance
259	Industrial	Pulp & Paper	All	ONPU	Preventative Furnace Maintenance
260	Industrial	Pulp & Paper	All	ONPU	Insulation (Furnace)
261	Industrial	Pulp & Paper	All	ONPU	Preventative Kiln Maintenance
262	Industrial	Pulp & Paper	All	ONPU	Insulation (Kiln)
263	Industrial	Pulp & Paper	All	ONPU	High Efficiency Chiller
264	Industrial	Pulp & Paper	All	ONPU	Optimized Distribution System
265	Industrial	Pulp & Paper	All	ONPU	Floating head pressure controls
266	Industrial	Pulp & Paper	All	ONPU	Premium efficiency refrigeration control system
267	Industrial	Pulp & Paper	All	ONPU	Smart Defrost Controls
268	Industrial	Pulp & Paper	All	ONPU	Doors, Covers and Curtains
269	Industrial	Pulp & Paper	All	ONPU	Optimized chilled water temperature and/or optimized condenser temperature
270	Industrial	Pulp & Paper	All	ONPU	Preventative refrigeration/cooling system maintenance
271	Industrial	Pulp & Paper	All	ONPU	Optimized condenser pressure
272	Industrial	Pulp & Paper	All	ONPU	VSD on chiller compressor
273	Industrial	Pulp & Paper	All	ONPU	Free cooling
274	Industrial	Pulp & Paper	All	ONPU	Improve insulation of refrigeration system
275	Industrial	Pulp & Paper	All	Pumps	High/Premium Efficiency Motors (Pumps)
276	Industrial	Pulp & Paper	All	Pumps	Impeller Trimming (Pump)
277	Industrial	Pulp & Paper	All	Pumps	Optimization of pumping system
278	Industrial	Pulp & Paper	All	Pumps	Premium Efficiency Control with ASDs (Pumps)
279	Industrial	Pulp & Paper	All	Pumps	Preventative Pump Maintenance
280	Industrial	Pulp & Paper	All	Fans	High/Premium Efficiency Motors (Fans)
281	Industrial	Pulp & Paper	All	Fans	Impeller Trimming or Inlet Guide Vanes
282	Industrial	Pulp & Paper	All	HVAC	Optimized duct design to improve efficiency
283	Industrial	Pulp & Paper	All	Fans	Premium efficiency control, with ASD (Fans)
284	Industrial	Pulp & Paper	All	Fans	Synchronous Belts (Fans)
285	Industrial	Pulp & Paper	All	Fans	Preventative Fan Maintenance
286	Industrial	Pulp & Paper	All	Motor - Other Applications	Premium Efficiency Control with ASDs (Other motors)
287	Industrial	Pulp & Paper	All	Motor - Other Applications	High/Premium Efficiency Motors
288	Industrial	Pulp & Paper	All	Motor - Other Applications	Correctly sized motors
289	Industrial	Pulp & Paper	All	Motor - Other Applications	Optimized motor control
290	Industrial	Pulp & Paper	All	Motor - Other Applications	Synchronous Belts
291	Industrial	Pulp & Paper	All	Motor - Other Applications	Preventative Motor Maintenance
292	Industrial	Pulp & Paper	All	Compressors	Premium efficiency ASD compressor
293	Industrial	Pulp & Paper	All	Compressors	Optimized Distribution System
294	Industrial	Pulp & Paper	All	Compressors	Minimize operating air pressure
295	Industrial	Pulp & Paper	All	Compressors	Optimized sizing of compressor system
296	Industrial	Pulp & Paper	All	Compressors	Optimized sizes of air receiver tanks
297	Industrial	Pulp & Paper	All	Compressors	Use cooler air from outside for make up air
298	Industrial	Pulp & Paper	All	Compressors	Premium Efficiency Air Dryer (compressors)
299	Industrial	Pulp & Paper	All	Compressors	Sequencing Control
300	Industrial	Pulp & Paper	All	Compressors	Eliminate air leaks

MEASURE DESCRIPTION					
Measure ID	**Sector**	**Sub-Sector**	**Building Type**	**End Use**	**Measure Name**
301	Industrial	Pulp & Paper	All	Compressors	Synchronous Belts for Air Compressors
302	Industrial	Pulp & Paper	All	Compressors	Replace compressed air use with mechanical or electrical
303	Industrial	Pulp & Paper	All	Compressors	Premium efficiency ASD compressor
304	Industrial	Pulp & Paper	All	Compressors	Compression ratio optimization (gas compressor)
305	Industrial	Pulp & Paper	All	Compressors	Retrofit internal parts of existing centrifugal compressors
306	Industrial	Pulp & Paper	All	Compressors	Gas compressor right sizing
307	Industrial	Pulp & Paper	All	Compressors	Volume pocket adjustments
308	Industrial	Pulp & Paper	All	Compressors	Minimum cylinder clearance
309	Industrial	Pulp & Paper	All	Compressors	Synchronous Belts for Air or Gas Compressors
310	Industrial	Pulp & Paper	All	ONPU	Air Source Heat Pump for Backup Generators
311	Industrial	Pulp & Paper	All	ONPU	High efficiency battery charger (for forklifts)
312	Industrial	Pulp & Paper	All	ONPU	Free cooling
313	Industrial	Pulp & Paper	All	ONPU	Radiant Heaters
314	Industrial	Pulp & Paper	All	ONPU	High efficiency non-packaged HVAC equipment
315	Industrial	Pulp & Paper	All	ONPU	Seasonal Temperature Settings Adjustments
316	Industrial	Pulp & Paper	All	ONPU	High-efficiency rooftop AC with an EER of 13.5
317	Industrial	Pulp & Paper	All	ONPU	Ground Source Heat Pump
318	Industrial	Pulp & Paper	All	ONPU	Ventilation Heat Recovery
319	Industrial	Pulp & Paper	All	ONPU	Automated Temperature Control
320	Industrial	Pulp & Paper	All	ONPU	Reduced Temperature Settings
321	Industrial	Pulp & Paper	All	ONPU	Destratification Fans
322	Industrial	Pulp & Paper	All	ONPU	Warehouse Loading Dock Seals
323	Industrial	Pulp & Paper	All	ONPU	Air Curtains
324	Industrial	Pulp & Paper	All	ONPU	Preventative Packaged HVAC Maintenance
325	Industrial	Pulp & Paper	All	ONPU	Heat Recovery from Processes to Heat Ventilation Make-up Air
326	Industrial	Pulp & Paper	All	ONPU	High efficiency ballasts for lighting
327	Industrial	Pulp & Paper	All	ONPU	High Efficiency Light fixtures
328	Industrial	Pulp & Paper	All	ONPU	Efficient Lighting Design
329	Industrial	Pulp & Paper	All	ONPU	Lighting controls: on/off timer settings
330	Industrial	Pulp & Paper	All	ONPU	Lighting controls: occupancy sensors
331	Industrial	Pulp & Paper	All	ONPU	Ventilation Optimization
332	Industrial	Pulp & Paper	All	ONPU	Premium efficiency ventilation control with VSD
333	Industrial	Pulp & Paper	All	ONPU	Demand-Controlled Ventilation
334	Industrial	Other - Combined	All	Motor - Other Applications	Operations and maintenance
335	Industrial	Other - Combined	All	Motor - Other Applications	Match Motor Size to Load
336	Industrial	Other - Combined	All	Motor - Other Applications	Motor Efficiency Upgrade
337	Industrial	Other - Combined	All	Motor - Other Applications	Variable Speed Drives
338	Industrial	Other - Combined	All	Pumps	Reduce Overall System Requirements
339	Industrial	Other - Combined	All	Pumps	Match Pump Size to Load
340	Industrial	Other - Combined	All	Pumps	Reduce or Control Pump Speed
341	Industrial	Other - Combined	All	Pumps	Improve Pump Components
342	Industrial	Other - Combined	All	Pumps	Operation and Maintenance
343	Industrial	Other - Combined	All	Compressors	Reduce Overall System Requirements
344	Industrial	Other - Combined	All	Compressors	Match Compressor Size to Load
345	Industrial	Other - Combined	All	Compressors	Compressor Control
346	Industrial	Other - Combined	All	Compressors	Improve Compressor Components
347	Industrial	Other - Combined	All	Compressors	Operation and Maintenance
348	Industrial	Other - Combined	All	Fans	Reduce Overall System Requirements
349	Industrial	Other - Combined	All	Fans	Reduce or Control Fan Speed
350	Industrial	Other - Combined	All	Fans	Improve Fan Components
351	Industrial	Other - Combined	All	Fans	Operation and Maintenance
352	Industrial	Other - Combined	All	HVAC	Optimized Duct Design to Improve Efficiency
353	Industrial	Other - Combined	All	PH	Advanced Water Heater Controls
354	Industrial	Other - Combined	All	PH	Process Heat Recovery to Preheat Makeup Water
355	Industrial	Other - Combined	All	PH	Air Curtains (Oven)
356	Industrial	Other - Combined	All	PH	Insulation (Oven)
357	Industrial	Other - Combined	All	PH	Preventative Oven Maintenance
358	Industrial	Other - Combined	All	PH	Air Curtains (Dryer)
359	Industrial	Other - Combined	All	PH	Insulation (Dryer)
360	Industrial	Other - Combined	All	PH	Preventative Dryer Maintenance

MEASURE DESCRIPTION					
Measure ID	Sector	Sub-Sector	Building Type	End Use	Measure Name
361	Industrial	Other - Combined	All	PH	Optimized Distribution System
362	Industrial	Other - Combined	All	PCR	High Efficiency Chiller
363	Industrial	Other - Combined	All	PCR	Floating head pressure controls
364	Industrial	Other - Combined	All	PCR	Premium Efficiency Refrigeration Control System
365	Industrial	Other - Combined	All	PCR	Smart Defrost Controls
366	Industrial	Other - Combined	All	PCR	Doors, Covers and Curtains
367	Industrial	Other - Combined	All	PCR	Optimized chilled water temperature and/or optimized condenser temperature
368	Industrial	Other - Combined	All	PCR	Preventative Refrigeration/cooling System Maintenance
369	Industrial	Other - Combined	All	PCR	Optimized condenser pressure
370	Industrial	Other - Combined	All	PCR	Free cooling
371	Industrial	Other - Combined	All	PCR	Improve Insulation of Refrigeration System
372	Industrial	Other - Combined	All	ONPU	HE Dry-Type Transformers
373	Industrial	Other - Combined	All	HVAC	Air Source Heat Pump for Backup Generators
374	Industrial	Other - Combined	All	ONPU	High efficiency battery charger (for forklifts)
375	Industrial	Other - Combined	All	HVAC	Radiant Heaters
376	Industrial	Other - Combined	All	HVAC	High efficiency non-packaged HVAC equipment
377	Industrial	Other - Combined	All	HVAC	Seasonal Temperature Settings Adjustments
378	Industrial	Other - Combined	All	HVAC	High-efficiency rooftop AC with an EER of 13.5
379	Industrial	Other - Combined	All	HVAC	Ground Source Heat Pump
380	Industrial	Other - Combined	All	HVAC	Ventilation Heat Recovery
381	Industrial	Other - Combined	All	HVAC	Automated Temperature Control
382	Industrial	Other - Combined	All	HVAC	Reduced Temperature Settings
383	Industrial	Other - Combined	All	HVAC	Destratification Fans
384	Industrial	Other - Combined	All	HVAC	Warehouse Loading Dock Seals
385	Industrial	Other - Combined	All	HVAC	Preventative Packaged HVAC Maintenance
386	Industrial	Other - Combined	All	HVAC	Heat Recovery from Processes to Heat Ventilation Make-up Air
387	Industrial	Other - Combined	All	FL	High efficiency ballasts for lighting
388	Industrial	Other - Combined	All	FL	High Efficiency Light fixtures
389	Industrial	Other - Combined	All	FL	Efficient Lighting Design
390	Industrial	Other - Combined	All	FL	Lighting controls: on/off timer settings
391	Industrial	Other - Combined	All	FL	Lighting controls: occupancy sensors
392	Industrial	Other - Combined	All	HVAC	Ventilation Optimization
393	Industrial	Other - Combined	All	HVAC	Premium efficiency ventilation control with VSD
394	Industrial	Other - Combined	All	HVAC	Demand-Controlled Ventilation
395	Industrial	Industrial Organic Chemicals	All	HVAC	Air Source Heat Pump for Backup Generators
396	Industrial	Industrial Organic Chemicals	All	HVAC	Free cooling
397	Industrial	Industrial Organic Chemicals	All	HVAC	Radiant Heaters
398	Industrial	Industrial Organic Chemicals	All	HVAC	High efficiency non-packaged HVAC equipment
399	Industrial	Industrial Organic Chemicals	All	HVAC	Seasonal Temperature Settings Adjustments
400	Industrial	Industrial Organic Chemicals	All	HVAC	High-efficiency rooftop AC with an EER of 13.5
401	Industrial	Industrial Organic Chemicals	All	HVAC	Ground Source Heat Pump
402	Industrial	Industrial Organic Chemicals	All	HVAC	Ventilation Heat Recovery
403	Industrial	Industrial Organic Chemicals	All	HVAC	Automated Temperature Control
404	Industrial	Industrial Organic Chemicals	All	HVAC	Reduced Temperature Settings
405	Industrial	Industrial Organic Chemicals	All	HVAC	Destratification Fans
406	Industrial	Industrial Organic Chemicals	All	HVAC	Warehouse Loading Dock Seals
407	Industrial	Industrial Organic Chemicals	All	HVAC	Air Curtains
408	Industrial	Industrial Organic Chemicals	All	HVAC	Preventative Packaged HVAC Maintenance
409	Industrial	Industrial Organic Chemicals	All	HVAC	Heat Recovery from Processes to Heat Ventilation Make-up Air
410	Industrial	Industrial Organic Chemicals	All	FL	High efficiency ballasts for lighting
411	Industrial	Industrial Organic Chemicals	All	FL	High Efficiency Light fixtures
412	Industrial	Industrial Organic Chemicals	All	FL	Efficient Lighting Design
413	Industrial	Industrial Organic Chemicals	All	FL	Lighting controls: on/off timer settings
414	Industrial	Industrial Organic Chemicals	All	FL	Lighting controls: occupancy sensors
415	Industrial	Industrial Organic Chemicals	All	HVAC	Ventilation Optimization
416	Industrial	Industrial Organic Chemicals	All	HVAC	Premium efficiency ventilation control with VSD
417	Industrial	Industrial Organic Chemicals	All	HVAC	Demand-Controlled Ventilation
418	Industrial	Industrial Organic Chemicals	All	HVAC	Optimized duct design to improve efficiency
419	Industrial	Petroleum Refining	All	HVAC	Air Source Heat Pump for Backup Generators
420	Industrial	Petroleum Refining	All	HVAC	Free cooling

MEASURE DESCRIPTION					
Measure ID	**Sector**	**Sub-Sector**	**Building Type**	**End Use**	**Measure Name**
421	Industrial	Petroleum Refining	All	HVAC	Radiant Heaters
422	Industrial	Petroleum Refining	All	HVAC	High efficiency non-packaged HVAC equipment
423	Industrial	Petroleum Refining	All	HVAC	Seasonal Temperature Settings Adjustments
424	Industrial	Petroleum Refining	All	HVAC	High-efficiency rooftop AC with an EER of 13.5
425	Industrial	Petroleum Refining	All	HVAC	Ground Source Heat Pump
426	Industrial	Petroleum Refining	All	HVAC	Ventilation Heat Recovery
427	Industrial	Petroleum Refining	All	HVAC	Automated Temperature Control
428	Industrial	Petroleum Refining	All	HVAC	Reduced Temperature Settings
429	Industrial	Petroleum Refining	All	HVAC	Destratification Fans
430	Industrial	Petroleum Refining	All	HVAC	Warehouse Loading Dock Seals
431	Industrial	Petroleum Refining	All	HVAC	Air Curtains
432	Industrial	Petroleum Refining	All	HVAC	Preventative Packaged HVAC Maintenance
433	Industrial	Petroleum Refining	All	HVAC	Heat Recovery from Processes to Heat Ventilation Make-up Air
434	Industrial	Petroleum Refining	All	FL	High efficiency ballasts for lighting
435	Industrial	Petroleum Refining	All	FL	High Efficiency Light fixtures
436	Industrial	Petroleum Refining	All	FL	Efficient Lighting Design
437	Industrial	Petroleum Refining	All	FL	Lighting controls: on/off timer settings
438	Industrial	Petroleum Refining	All	FL	Lighting controls: occupancy sensors
439	Industrial	Petroleum Refining	All	HVAC	Ventilation Optimization
440	Industrial	Petroleum Refining	All	HVAC	Premium efficiency ventilation control with VSD
441	Industrial	Petroleum Refining	All	HVAC	Demand-Controlled Ventilation
442	Industrial	Petroleum Refining	All	HVAC	Optimized duct design to improve efficiency
443	Industrial	Plastics & Polymers	All	HVAC	Air Source Heat Pump for Backup Generators
444	Industrial	Plastics & Polymers	All	HVAC	Free cooling
445	Industrial	Plastics & Polymers	All	HVAC	Radiant Heaters
446	Industrial	Plastics & Polymers	All	HVAC	High efficiency non-packaged HVAC equipment
447	Industrial	Plastics & Polymers	All	HVAC	Seasonal Temperature Settings Adjustments
448	Industrial	Plastics & Polymers	All	HVAC	High-efficiency rooftop AC with an EER of 13.5
449	Industrial	Plastics & Polymers	All	HVAC	Ground Source Heat Pump
450	Industrial	Plastics & Polymers	All	HVAC	Ventilation Heat Recovery
451	Industrial	Plastics & Polymers	All	HVAC	Automated Temperature Control
452	Industrial	Plastics & Polymers	All	HVAC	Reduced Temperature Settings
453	Industrial	Plastics & Polymers	All	HVAC	Destratification Fans
454	Industrial	Plastics & Polymers	All	HVAC	Warehouse Loading Dock Seals
455	Industrial	Plastics & Polymers	All	HVAC	Air Curtains
456	Industrial	Plastics & Polymers	All	HVAC	Preventative Packaged HVAC Maintenance
457	Industrial	Plastics & Polymers	All	HVAC	Heat Recovery from Processes to Heat Ventilation Make-up Air
458	Industrial	Plastics & Polymers	All	FL	High efficiency ballasts for lighting
459	Industrial	Plastics & Polymers	All	FL	High Efficiency Light fixtures
460	Industrial	Plastics & Polymers	All	FL	Efficient Lighting Design
461	Industrial	Plastics & Polymers	All	FL	Lighting controls: on/off timer settings
462	Industrial	Plastics & Polymers	All	FL	Lighting controls: occupancy sensors
463	Industrial	Plastics & Polymers	All	HVAC	Ventilation Optimization
464	Industrial	Plastics & Polymers	All	HVAC	Premium efficiency ventilation control with VSD
465	Industrial	Plastics & Polymers	All	HVAC	Demand-Controlled Ventilation
466	Industrial	Plastics & Polymers	All	HVAC	Optimized duct design to improve efficiency

MEASURE DESCRIPTION										MEASURE INCREMENTAL SAVINGS PER UNIT					
Measure ID	Sector	Sub-Sector	Building Type	End Use	Measure Name	Measure Unit Name	Retrofit (RET), Replace-on-Burnout (ROB), or New Construction (NEW)	Baseline Unit Lifetime (Years)	Efficient Unit Lifetime (Years)	Total Incremental Cost	Annual kWh Savings	Annual kW Coincident Peak Savings	Annual Gas Savings (Therms)	Annual kWh Increases	Annual kW Coincident Peak Increases
1	Industrial	Petroleum Refining	All	Motor - Other Applications	Operations and maintenance	Per kWh	RET	3	3	$0.0000500	$0.050	$0.0000057	0	0	0
2	Industrial	Petroleum Refining	All	Motor - Other Applications	Match Motor Size to Load	Per kWh	RET	15	15	$0.0001320	$0.012	$0.0000011	0	0	0
3	Industrial	Petroleum Refining	All	Motor - Other Applications	Motor Efficiency Upgrade	Per kWh	RET	15	15	$0.0003400	$0.020	$0.0000023	0	0	0
4	Industrial	Petroleum Refining	All	Motor - Other Applications	Variable Speed Drives	Per kWh	RET	15	15	$0.0008000	$0.200	$0.0000228	0	0	0
5	Industrial	Petroleum Refining	All	Pumps	Reduce Overall System Requirements	Per kWh	RET	3	3	$0.0003000	$0.100	$0.0000114	0	0	0
6	Industrial	Petroleum Refining	All	Pumps	Match Pump Size to Load	Per kWh	RET	15	15	$0.0030000	$0.200	$0.0000228	0	0	0
7	Industrial	Petroleum Refining	All	Pumps	Reduce or Control Pump Speed	Per kWh	RET	15	15	$0.0042000	$0.300	$0.0000343	0	0	0
8	Industrial	Petroleum Refining	All	Pumps	Improve Pump Components	Per kWh	RET	15	15	$0.0009000	$0.050	$0.0000057	0	0	0
9	Industrial	Petroleum Refining	All	Pumps	Operation and Maintenance	Per kWh	RET	3	3	$0.0000200	$0.020	$0.0000023	0	0	0
10	Industrial	Petroleum Refining	All	Compressors	Reduce Overall System Requirements	Per kWh	RET	15	15	$0.0006000	$0.200	$0.0000228	0	0	0
11	Industrial	Petroleum Refining	All	Compressors	Match Compressor Size to Load	Per kWh	RET	15	15	$0.0005700	$0.030	$0.0000034	0	0	0
12	Industrial	Petroleum Refining	All	Compressors	Compressor Control	Per kWh	RET	15	15	$0.0006000	$0.100	$0.0000114	0	0	0
13	Industrial	Petroleum Refining	All	Compressors	Improve Compressor Components	Per kWh	RET	15	15	$0.0012000	$0.050	$0.0000057	0	0	0
14	Industrial	Petroleum Refining	All	Compressors	Operation and Maintenance	Per kWh	RET	3	3	$0.0001000	$0.100	$0.0000114	0	0	0
15	Industrial	Petroleum Refining	All	Fans	Reduce Overall System Requirements	Per kWh	RET	15	15	$0.0006000	$0.100	$0.0000114	0	0	0
16	Industrial	Petroleum Refining	All	Fans	Reduce or Control Fan Speed	Per kWh	RET	15	15	$0.0022000	$0.200	$0.0000228	0	0	0
17	Industrial	Petroleum Refining	All	Fans	Improve Fan Components	Per kWh	RET	15	15	$0.0011000	$0.050	$0.0000057	0	0	0
18	Industrial	Petroleum Refining	All	Fans	Operation and Maintenance	Per kWh	RET	3	3	$0.0000400	$0.020	$0.0000023	0	0	0
19	Industrial	Industrial Organic Chemicals	All	Motor - Other Applications	Operations and maintenance	Per kWh	RET	3	3	$0.0000500	$0.050	$0.0000057	0	0	0
20	Industrial	Industrial Organic Chemicals	All	Motor - Other Applications	Match Motor Size to Load	Per kWh	RET	15	15	$0.0001320	$0.012	$0.0000011	0	0	0
21	Industrial	Industrial Organic Chemicals	All	Motor - Other Applications	Motor Efficiency Upgrade	Per kWh	RET	15	15	$0.0003400	$0.020	$0.0000023	0	0	0
22	Industrial	Industrial Organic Chemicals	All	Motor - Other Applications	Variable Speed Drives	Per kWh	RET	15	15	$0.0008000	$0.200	$0.0000228	0	0	0
23	Industrial	Industrial Organic Chemicals	All	Pumps	Reduce Overall System Requirements	Per kWh	RET	3	3	$0.0003000	$0.100	$0.0000114	0	0	0
24	Industrial	Industrial Organic Chemicals	All	Pumps	Match Pump Size to Load	Per kWh	RET	15	15	$0.0030000	$0.200	$0.0000228	0	0	0
25	Industrial	Industrial Organic Chemicals	All	Pumps	Reduce or Control Pump Speed	Per kWh	RET	15	15	$0.0042000	$0.300	$0.0000343	0	0	0
26	Industrial	Industrial Organic Chemicals	All	Pumps	Improve Pump Components	Per kWh	RET	15	15	$0.0009000	$0.050	$0.0000057	0	0	0
27	Industrial	Industrial Organic Chemicals	All	Pumps	Operation and Maintenance	Per kWh	RET	3	3	$0.0000200	$0.020	$0.0000023	0	0	0
28	Industrial	Industrial Organic Chemicals	All	Compressors	Reduce Overall System Requirements	Per kWh	RET	15	15	$0.0006000	$0.200	$0.0000228	0	0	0
29	Industrial	Industrial Organic Chemicals	All	Compressors	Match Compressor Size to Load	Per kWh	RET	15	15	$0.0005700	$0.030	$0.0000034	0	0	0
30	Industrial	Industrial Organic Chemicals	All	Compressors	Compressor Control	Per kWh	RET	15	15	$0.0006000	$0.100	$0.0000114	0	0	0
31	Industrial	Industrial Organic Chemicals	All	Compressors	Improve Compressor Components	Per kWh	RET	15	15	$0.0012000	$0.050	$0.0000057	0	0	0
32	Industrial	Industrial Organic Chemicals	All	Compressors	Operation and Maintenance	Per kWh	RET	3	3	$0.0001000	$0.100	$0.0000114	0	0	0
33	Industrial	Industrial Organic Chemicals	All	Fans	Reduce Overall System Requirements	Per kWh	RET	15	15	$0.0006000	$0.100	$0.0000114	0	0	0
34	Industrial	Industrial Organic Chemicals	All	Fans	Reduce or Control Fan Speed	Per kWh	RET	15	15	$0.0022000	$0.200	$0.0000228	0	0	0
35	Industrial	Industrial Organic Chemicals	All	Fans	Improve Fan Components	Per kWh	RET	15	15	$0.0011000	$0.050	$0.0000057	0	0	0
36	Industrial	Industrial Organic Chemicals	All	Fans	Operation and Maintenance	Per kWh	RET	3	3	$0.0000400	$0.020	$0.0000023	0	0	0
37	Industrial	Plastics & Polymers	All	Machine Drive	Energy monitoring and process controls (sub-metering , monitoring and control systems)	Per kWh	RET	15	15	$0.0000050	$0.050	$0.0000057	0	0	0
38	Industrial	Plastics & Polymers	All	Motor - Other Applications	Premium Efficiency Control with ASDs	Per kWh	RET	15	15	$0.0042000	$0.200	$0.0000228	0	0	0
39	Industrial	Plastics & Polymers	All	Motor - Other Applications	Motor Efficiency Upgrade	Per kWh	RET	15	15	$0.0003400	$0.020	$0.0000023	0	0	0
40	Industrial	Plastics & Polymers	All	Motor - Other Applications	Match Motor Size to Load	Per kWh	RET	15	15	$0.0002200	$0.020	$0.0000023	0	0	0
41	Industrial	Plastics & Polymers	All	Motor - Other Applications	Preventative Motor Maintenance	Per kWh	RET	3	3	$0.0000050	$0.050	$0.0000057	0	0	0
42	Industrial	Plastics & Polymers	All	Pumps	Impeller Trimming (Pump)	Per kWh	RET	20	20	$0.0015000	$0.150	$0.0000171	0	0	0
43	Industrial	Plastics & Polymers	All	Pumps	Optimization of Pumping System	Per kWh	RET	15	15	$0.0027000	$0.135	$0.0000160	0	0	0
44	Industrial	Plastics & Polymers	All	Pumps	Premium Efficiency Control with ASDs (Pumps)	Per kWh	RET	15	15	$0.0042000	$0.200	$0.0000228	0	0	0
45	Industrial	Plastics & Polymers	All	Pumps	Preventative Pump Maintenance	Per kWh	RET	3	3	$0.0000050	$0.050	$0.0000057	0	0	0
46	Industrial	Plastics & Polymers	All	Compressors	Premium Efficiency Control with ASD (Compressor)	Per kWh	RET	10	10	$0.0101250	$0.125	$0.0000148	0	0	0
47	Industrial	Plastics & Polymers	All	Compressors	Optimized Distribution System	Per kWh	RET	10	10	$0.0006000	$0.100	$0.0000114	0	0	0
48	Industrial	Plastics & Polymers	All	Compressors	Minimize Operating Air Pressure	Per kWh	RET	1	1	$0.0000200	$0.200	$0.0000228	0	0	0
49	Industrial	Plastics & Polymers	All	Compressors	Match Compressor Size to Load	Per kWh	RET	20	20	$0.0039000	$0.100	$0.0000114	0	0	0
50	Industrial	Plastics & Polymers	All	Compressors	VSD on Chiller Compressor	Per kWh	RET	15	15	$0.0102000	$0.300	$0.0000343	0	0	0
51	Industrial	Plastics & Polymers	All	Fans	Impeller Trimming or Inlet Guide Vanes	Per kWh	RET	3	3	$0.0009000	$0.150	$0.0000171	0	0	0
52	Industrial	Plastics & Polymers	All	Fans	Premium Efficiency Control with ASD (Fans)	Per kWh	RET	10	10	$0.0060000	$0.200	$0.0000228	0	0	0
53	Industrial	Plastics & Polymers	All	Fans	Synchronous Belts (Fans)	Per kWh	RET	10	10	$0.0000600	$0.020	$0.0000023	0	0	0
54	Industrial	Plastics & Polymers	All	Fans	Preventative Fan Maintenance	Per kWh	RET	3	3	$0.0000050	$0.050	$0.0000057	0	0	0
55	Industrial	Plastics & Polymers	All	HVAC	Optimized Duct Design to Improve Efficiency	Per kWh	RET	15	15	$0.0086000	$0.100	$0.0000114	0	0	0
56	Industrial	Plastics & Polymers	All	PH	Advanced Water Heater Controls	Per kWh	RET	20	20	$0.0000600	$0.030	$0.0000034	0	0	0
57	Industrial	Plastics & Polymers	All	PH	Process Heat Recovery to Preheat Makeup Water	Per kWh	RET	20	20	$0.0009600	$0.060	$0.0000069	0	0	0
58	Industrial	Plastics & Polymers	All	PH	Air Curtains (Oven)	Per kWh	RET	20	20	$0.0031500	$0.150	$0.0000171	0	0	0
59	Industrial	Plastics & Polymers	All	PH	Insulation (Oven)	Per kWh	RET	15	15	$0.0005500	$0.050	$0.0000057	0	0	0
60	Industrial	Plastics & Polymers	All	PH	Preventative Oven Maintenance	Per kWh	RET	3	3	$0.0000050	$0.050	$0.0000057	0	0	0

MEASURE DESCRIPTION										MEASURE INCREMENTAL SAVINGS PER UNIT					
Measure ID	Sector	Sub-Sector	Building Type	End Use	Measure Name	Measure Unit Name	Retrofit (RET), Replace-on-Burnout (ROB), or New Construction (NEW)	Baseline Unit Lifetime (Years)	Efficient Unit Lifetime (Years)	Total Incremental Cost	Annual kWh Savings	Annual kW Coincident Peak Savings	Annual Gas Savings (Therms)	Annual kWh Increases	Annual kW Coincident Peak Increases
61	Industrial	Plastics & Polymers	All	PH	Air Curtains (Dryer)	Per kWh	RET	20	20	$0.0003000	$0.150	$0.0000171	0	0	0
62	Industrial	Plastics & Polymers	All	PH	Insulation (Dryer)	Per kWh	RET	15	15	$0.0000500	$0.050	$0.0000057	0	0	0
63	Industrial	Plastics & Polymers	All	PH	Preventative Dryer Maintenance	Per kWh	RET	3	3	$0.0000050	$0.050	$0.0000057	0	0	0
64	Industrial	Plastics & Polymers	All	PH	Optimized Distribution System	Per kWh	RET	25	25	$0.0003300	$0.030	$0.0000034	0	0	0
65	Industrial	Plastics & Polymers	All	PCR	High Efficiency Chiller	Per kWh	RET	20	20	$0.0180500	$0.190	$0.0000217	0	0	0
66	Industrial	Plastics & Polymers	All	PCR	Floating head pressure controls	Per kWh	RET	15	15	$0.0001300	$0.065	$0.0000069	0	0	0
67	Industrial	Plastics & Polymers	All	PCR	Premium Efficiency Refrigeration Control System	Per kWh	RET	15	15	$0.0117900	$0.090	$0.0000103	0	0	0
68	Industrial	Plastics & Polymers	All	PCR	Smart Defrost Controls	Per kWh	RET	16	16	$0.0001000	$0.100	$0.0000114	0	0	0
69	Industrial	Plastics & Polymers	All	PCR	Doors, Covers and Curtains	Per kWh	RET	5	5	$0.0002800	$0.070	$0.0000080	0	0	0
70	Industrial	Plastics & Polymers	All	PCR	Optimized chilled water temperature and/or optimized condenser temperature	Per kWh	RET	3	3	$0.0000021	$0.021	$0.0000023	0	0	0
71	Industrial	Plastics & Polymers	All	PCR	Preventative Refrigeration/cooling System Maintenance	Per kWh	RET	3	3	$0.0000050	$0.050	$0.0000057	0	0	0
72	Industrial	Plastics & Polymers	All	PCR	Optimized condenser pressure	Per kWh	RET	3	3	$0.0000060	$0.060	$0.0000069	0	0	0
73	Industrial	Plastics & Polymers	All	PCR	Free cooling	Per kWh	RET	12	12	$0.0045000	$0.300	$0.0000343	0	0	0
74	Industrial	Plastics & Polymers	All	PCR	Improve Insulation of Refrigeration System	Per kWh	RET	10	10	$0.0012500	$0.050	$0.0000057	0	0	0
75	Industrial	Plastics & Polymers	All	ONPU	HE Dry-Type Transformers	Per kWh	RET	30	30	$0.0000010	$0.010	$0.0000011	0	0	0
76	Industrial	Small Industrial	All	Machine Drive	Sub-Metering and Interval Metering	Per kWh	RET	15	15	$0.0000050	$0.050	$0.0000057	0	0	0
77	Industrial	Small Industrial	All	Machine Drive	Integrated control system	Per kWh	RET	10	10	$0.0000080	$0.080	$0.0000091	0	0	0
78	Industrial	Small Industrial	All	OPU	HE Dry-Type Transformers	Per kWh	RET	30	30	$0.0000010	$0.010	$0.0000011	0	0	0
79	Industrial	Small Industrial	All	PH	Advanced water heater controls	Per kWh	RET	20	20	$0.0000900	$0.030	$0.0000034	0	0	0
80	Industrial	Small Industrial	All	PH	Process Heat Recovery to Preheat Makeup Water	Per kWh	RET	20	20	$0.0014400	$0.060	$0.0000069	0	0	0
81	Industrial	Small Industrial	All	PH	Air Curtains (Oven)	Per kWh	RET	20	20	$0.0046500	$0.150	$0.0000171	0	0	0
82	Industrial	Small Industrial	All	PH	Insulation (Oven)	Per kWh	RET	15	15	$0.0008500	$0.050	$0.0000057	0	0	0
83	Industrial	Small Industrial	All	PH	Preventative Oven Maintenance	Per kWh	RET	3	3	$0.0000050	$0.050	$0.0000057	0	0	0
84	Industrial	Small Industrial	All	PH	Air Curtains (Dryer)	Per kWh	RET	20	20	$0.0004500	$0.150	$0.0000171	0	0	0
85	Industrial	Small Industrial	All	PH	Insulation (Dryer)	Per kWh	RET	15	15	$0.0001000	$0.050	$0.0000057	0	0	0
86	Industrial	Small Industrial	All	PH	Preventative Dryer Maintenance	Per kWh	RET	3	3	$0.0000050	$0.050	$0.0000057	0	0	0
87	Industrial	Small Industrial	All	PH	Preventative Furnace Maintenance	Per kWh	RET	3	3	$0.0000050	$0.050	$0.0000057	0	0	0
88	Industrial	Small Industrial	All	PH	Insulation (Furnace)	Per kWh	RET	15	15	$0.0001000	$0.050	$0.0000057	0	0	0
89	Industrial	Small Industrial	All	PH	Preventative Kiln Maintenance	Per kWh	RET	3	3	$0.0000050	$0.050	$0.0000057	0	0	0
90	Industrial	Small Industrial	All	PH	Insulation (Kiln)	Per kWh	RET	15	15	$0.0000050	$0.050	$0.0000057	0	0	0
91	Industrial	Small Industrial	All	PCR	High Efficiency Chiller	Per kWh	RET	20	20	$0.0271700	$0.190	$0.0000217	0	0	0
92	Industrial	Small Industrial	All	PCR	Optimized Distribution System	Per kWh	RET	25	25	$0.0005100	$0.030	$0.0000034	0	0	0
93	Industrial	Small Industrial	All	PCR	Floating head pressure controls	Per kWh	RET	15	15	$0.0001300	$0.065	$0.0000069	0	0	0
94	Industrial	Small Industrial	All	PCR	Premium efficiency refrigeration control system	Per kWh	RET	15	15	$0.0176400	$0.090	$0.0000103	0	0	0
95	Industrial	Small Industrial	All	PCR	Smart Defrost Controls	Per kWh	RET	16	16	$0.0001000	$0.100	$0.0000114	0	0	0
96	Industrial	Small Industrial	All	PCR	Doors, Covers and Curtains	Per kWh	RET	5	5	$0.0004200	$0.070	$0.0000080	0	0	0
97	Industrial	Small Industrial	All	PCR	Optimized chilled water temperature and/or optimized condenser temperature	Per kWh	RET	3	3	$0.0000021	$0.021	$0.0000023	0	0	0
98	Industrial	Small Industrial	All	PCR	Preventative refrigeration/cooling system maintenance	Per kWh	RET	3	3	$0.0000050	$0.050	$0.0000057	0	0	0
99	Industrial	Small Industrial	All	PCR	Optimized condenser pressure	Per kWh	RET	3	3	$0.0000060	$0.060	$0.0000069	0	0	0
100	Industrial	Small Industrial	All	PCR	VSD on chiller compressor	Per kWh	RET	15	15	$0.0150000	$0.300	$0.0000343	0	0	0
101	Industrial	Small Industrial	All	PCR	Free cooling	Per kWh	RET	12	12	$0.0048300	$0.210	$0.0000240	0	0	0
102	Industrial	Small Industrial	All	PCR	Improve insulation of refrigeration system	Per kWh	RET	10	10	$0.0018500	$0.050	$0.0000057	0	0	0
103	Industrial	Small Industrial	All	Pumps	High/Premium Efficiency Motors (Pumps)	Per kWh	RET	15	15	$0.0011000	$0.044	$0.0000046	0	0	0
104	Industrial	Small Industrial	All	Pumps	Impeller Trimming (Pump)	Per kWh	RET	20	20	$0.0022500	$0.150	$0.0000171	0	0	0
105	Industrial	Small Industrial	All	Pumps	Optimization of pumping system	Per kWh	RET	15	15	$0.0039150	$0.135	$0.0000160	0	0	0
106	Industrial	Small Industrial	All	Pumps	Premium Efficiency Control with ASDs (Pumps)	Per kWh	RET	15	15	$0.0062000	$0.200	$0.0000228	0	0	0
107	Industrial	Small Industrial	All	Pumps	Preventative Pump Maintenance	Per kWh	RET	3	3	$0.0000050	$0.050	$0.0000057	0	0	0
108	Industrial	Small Industrial	All	Fans	High/Premium Efficiency Motors (Fans)	Per kWh	RET	15	15	$0.0005600	$0.020	$0.0000023	0	0	0
109	Industrial	Small Industrial	All	Fans	Impeller Trimming or Inlet Guide Vanes	Per kWh	RET	3	3	$0.0012000	$0.150	$0.0000171	0	0	0
110	Industrial	Small Industrial	All	HVAC	Optimized duct design to improve efficiency	Per kWh	RET	15	15	$0.0129000	$0.100	$0.0000114	0	0	0
111	Industrial	Small Industrial	All	Fans	Premium efficiency control, with ASD (Fans)	Per kWh	RET	10	10	$0.0090000	$0.200	$0.0000228	0	0	0
112	Industrial	Small Industrial	All	Fans	Synchronous Belts (Fans)	Per kWh	RET	10	10	$0.0000800	$0.020	$0.0000023	0	0	0
113	Industrial	Small Industrial	All	Fans	Preventative Fan Maintenance	Per kWh	RET	3	3	$0.0000050	$0.050	$0.0000057	0	0	0
114	Industrial	Small Industrial	All	Motor - Other Applications	Premium Efficiency Control with ASDs (Other motors)	Per kWh	RET	15	15	$0.0062000	$0.200	$0.0000228	0	0	0
115	Industrial	Small Industrial	All	Motor - Other Applications	High/Premium Efficiency Motors	Per kWh	RET	15	15	$0.0005000	$0.020	$0.0000023	0	0	0
116	Industrial	Small Industrial	All	Motor - Other Applications	Correctly sized motors	Per kWh	RET	15	15	$0.0003200	$0.020	$0.0000023	0	0	0
117	Industrial	Small Industrial	All	Motor - Other Applications	Optimized motor control	Per kWh	RET	15	15	$0.0000500	$0.050	$0.0000057	0	0	0
118	Industrial	Small Industrial	All	Motor - Other Applications	Synchronous Belts	Per kWh	RET	10	10	$0.0000400	$0.020	$0.0000023	0	0	0
119	Industrial	Small Industrial	All	Motor - Other Applications	Preventative Motor Maintenance	Per kWh	RET	3	3	$0.0000050	$0.050	$0.0000057	0	0	0
120	Industrial	Small Industrial	All	Compressors	Premium efficiency ASD compressor	Per kWh	RET	10	10	$0.0151250	$0.125	$0.0000137	0	0	0

MEASURE DESCRIPTION										MEASURE INCREMENTAL SAVINGS PER UNIT					
Measure ID	Sector	Sub-Sector	Building Type	End Use	Measure Name	Measure Unit Name	Retrofit (RET), Replace-on-Burnout (ROB), or New Construction (NEW)	Baseline Unit Lifetime (Years)	Efficient Unit Lifetime (Years)	Total Incremental Cost	Annual kWh Savings	Annual kW Coincident Peak Savings	Annual Gas Savings (Therms)	Annual kWh Increases	Annual kW Coincident Peak Increases
121	Industrial	Small Industrial	All	Compressors	Optimized Distribution System	Per kWh	RET	10	10	$0.0008000	$0.100	$0.0000114	0	0	0
122	Industrial	Small Industrial	All	Compressors	Minimize operating air pressure	Per kWh	RET	1	1	$0.0000200	$0.200	$0.0000228	0	0	0
123	Industrial	Small Industrial	All	Compressors	Optimized sizing of compressor system	Per kWh	RET	20	20	$0.0058000	$0.100	$0.0000114	0	0	0
124	Industrial	Small Industrial	All	Compressors	Optimized sizes of air receiver tanks	Per kWh	RET	10	10	$0.0036000	$0.120	$0.0000137	0	0	0
125	Industrial	Small Industrial	All	Compressors	Use cooler air from outside for make up air	Per kWh	RET	20	20	$0.0000400	$0.040	$0.0000046	0	0	0
126	Industrial	Small Industrial	All	Compressors	Premium Efficiency Air Dryer (compressors)	Per kWh	RET	20	20	$0.0026040	$0.084	$0.0000091	0	0	0
127	Industrial	Small Industrial	All	Compressors	Sequencing Control	Per kWh	RET	5	5	$0.0013000	$0.100	$0.0000114	0	0	0
128	Industrial	Small Industrial	All	Compressors	Eliminate air leaks	Per kWh	RET	3	3	$0.0010500	$0.150	$0.0000171	0	0	0
129	Industrial	Small Industrial	All	Compressors	Synchronous Belts for Air Compressors	Per kWh	RET	10	10	$0.0000400	$0.020	$0.0000023	0	0	0
130	Industrial	Small Industrial	All	Compressors	Replace compressed air use with mechanical or electrical	Per kWh	RET	20	20	$0.0190400	$0.560	$0.0000639	0	0	0
131	Industrial	Small Industrial	All	Compressors	Premium efficiency ASD compressor	Per kWh	RET	10	10	$0.0091250	$0.125	$0.0000137	0	0	0
132	Industrial	Small Industrial	All	Compressors	Compression ratio optimization (gas compressor)	Per kWh	RET	20	20	$0.0001500	$0.150	$0.0000171	0	0	0
133	Industrial	Small Industrial	All	Compressors	Retrofit internal parts of existing centrifugal compressors	Per kWh	RET	20	20	$0.0007500	$0.050	$0.0000057	0	0	0
134	Industrial	Small Industrial	All	Compressors	Gas compressor right sizing	Per kWh	RET	10	10	$0.0057000	$0.100	$0.0000114	0	0	0
135	Industrial	Small Industrial	All	Compressors	Volume pocket adjustments	Per kWh	RET	20	20	$0.0000100	$0.100	$0.0000114	0	0	0
136	Industrial	Small Industrial	All	Compressors	Minimum cylinder clearance	Per kWh	RET	5	5	$0.0003000	$0.100	$0.0000114	0	0	0
137	Industrial	Small Industrial	All	Compressors	Synchronous Belts for Air or Gas Compressors	Per kWh	RET	10	10	$0.0000200	$0.020	$0.0000023	0	0	0
138	Industrial	Small Industrial	All	HVAC	Air Source Heat Pump for Backup Generators	Per kWh	RET	15	15	$0.2652000	$0.680	$0.0000776	0	0	0
139	Industrial	Small Industrial	All	ONPU	High efficiency battery charger (for forklifts)	Per kWh	RET	20	20	$0.0022000	$0.100	$0.0000114	0	0	0
140	Industrial	Small Industrial	All	HVAC	Free cooling	Per kWh	RET	15	15	$0.0084000	$0.525	$0.0000605	0	0	0
141	Industrial	Small Industrial	All	HVAC	Radiant Heaters	Per kWh	RET	20	20	$0.0000000	$0.000	$0.0000000	0	0	0
142	Industrial	Small Industrial	All	HVAC	High efficiency non-packaged HVAC equipment	Per kWh	RET	20	20	$0.6460000	$0.250	$0.0000285	0	0	0
143	Industrial	Small Industrial	All	HVAC	Seasonal Temperature Settings Adjustments	Per kWh	RET	3	3	$0.0000070	$0.070	$0.0000080	0	0	0
144	Industrial	Small Industrial	All	HVAC	High-efficiency rooftop AC with an EER of 13.5	Per kWh	RET	15	15	$0.0102480	$0.168	$0.0000194	0	0	0
145	Industrial	Small Industrial	All	HVAC	Ground Source Heat Pump	Per kWh	RET	20	20	$0.3952500	$0.510	$0.0000582	0	0	0
146	Industrial	Small Industrial	All	HVAC	Ventilation Heat Recovery	Per kWh	RET	20	20	$0.2650000	$0.200	$0.0000228	0	0	0
147	Industrial	Small Industrial	All	HVAC	Automated Temperature Control	Per kWh	RET	25	25	$0.0018200	$0.070	$0.0000080	0	0	0
148	Industrial	Small Industrial	All	HVAC	Reduced Temperature Settings	Per kWh	RET	3	3	$0.0000070	$0.070	$0.0000080	0	0	0
149	Industrial	Small Industrial	All	HVAC	Destratification Fans	Per kWh	RET	20	20	$0.0028800	$0.080	$0.0000091	0	0	0
150	Industrial	Small Industrial	All	HVAC	Warehouse Loading Dock Seals	Per kWh	RET	10	10	$0.0039000	$0.050	$0.0000057	0	0	0
151	Industrial	Small Industrial	All	HVAC	Air Curtains	Per kWh	RET	15	15	$0.0046500	$0.030	$0.0000034	0	0	0
152	Industrial	Small Industrial	All	HVAC	Preventative Packaged HVAC Maintenance	Per kWh	RET	3	3	$0.0000050	$0.050	$0.0000057	0	0	0
153	Industrial	Small Industrial	All	HVAC	Heat Recovery from Processes to Heat Ventilation Make-up Air	Per kWh	RET	15	15	$0.7510500	$0.150	$0.0000171	0	0	0
154	Industrial	Small Industrial	All	FL	High efficiency ballasts for lighting	Per kWh	RET	11	11	$0.0027500	$0.250	$0.0000303	0	0	0
155	Industrial	Small Industrial	All	FL	High Efficiency Light fixtures	Per kWh	RET	16	16	$0.0499500	$0.450	$0.0000545	0	0	0
156	Industrial	Small Industrial	All	FL	Efficient Lighting Design	Per kWh	RET	16	16	$0.0048000	$0.150	$0.0000182	0	0	0
157	Industrial	Small Industrial	All	FL	Lighting controls: on/off timer settings	Per kWh	RET	8	8	$0.0034500	$0.150	$0.0000182	0	0	0
158	Industrial	Small Industrial	All	FL	Lighting controls: occupancy sensors	Per kWh	RET	8	8	$0.0427500	$0.150	$0.0000182	0	0	0
159	Industrial	Small Industrial	All	HVAC	Ventilation Optimization	Per kWh	RET	15	15	$0.0258000	$0.200	$0.0000228	0	0	0
160	Industrial	Small Industrial	All	HVAC	Premium efficiency ventilation control with VSD	Per kWh	RET	10	10	$0.0135000	$0.300	$0.0000343	0	0	0
161	Industrial	Small Industrial	All	HVAC	Demand-Controlled Ventilation	Per kWh	RET	15	15	$0.0516000	$0.200	$0.0000228	0	0	0
162	Industrial	Chlor-alkali	All	OPU/ONPU	Sub-Metering and Interval Metering	Per kWh	RET	15	15	$0.0000050	$0.050	$0.0000057	0	0	0
163	Industrial	Chlor-alkali	All	OPU/ONPU	Integrated control system	Per kWh	RET	10	10	$0.0000080	$0.080	$0.0000091	0	0	0
164	Industrial	Chlor-alkali	All	OPU/ONPU	HE Dry-Type Transformers	Per kWh	RET	30	30	$0.0000010	$0.010	$0.0000011	0	0	0
165	Industrial	Chlor-alkali	All	OPU/ONPU	Advanced water heater controls	Per kWh	RET	20	20	$0.0000600	$0.030	$0.0000034	0	0	0
166	Industrial	Chlor-alkali	All	OPU/ONPU	Process Heat Recovery to Preheat Makeup Water	Per kWh	RET	20	20	$0.0009600	$0.060	$0.0000069	0	0	0
167	Industrial	Chlor-alkali	All	OPU/ONPU	Air Curtains (Oven)	Per kWh	RET	20	20	$0.0031500	$0.150	$0.0000171	0	0	0
168	Industrial	Chlor-alkali	All	OPU/ONPU	Insulation (Oven)	Per kWh	RET	15	15	$0.0005500	$0.050	$0.0000057	0	0	0
169	Industrial	Chlor-alkali	All	OPU/ONPU	Preventative Oven Maintenance	Per kWh	RET	3	3	$0.0000050	$0.050	$0.0000057	0	0	0
170	Industrial	Chlor-alkali	All	OPU/ONPU	Air Curtains (Dryer)	Per kWh	RET	20	20	$0.0003000	$0.150	$0.0000171	0	0	0
171	Industrial	Chlor-alkali	All	OPU/ONPU	Insulation (Dryer)	Per kWh	RET	15	15	$0.0000500	$0.050	$0.0000057	0	0	0
172	Industrial	Chlor-alkali	All	OPU/ONPU	Preventative Dryer Maintenance	Per kWh	RET	3	3	$0.0000050	$0.050	$0.0000057	0	0	0
173	Industrial	Chlor-alkali	All	OPU/ONPU	Preventative Furnace Maintenance	Per kWh	RET	3	3	$0.0000050	$0.050	$0.0000057	0	0	0
174	Industrial	Chlor-alkali	All	OPU/ONPU	Insulation (Furnace)	Per kWh	RET	15	15	$0.0000500	$0.050	$0.0000057	0	0	0
175	Industrial	Chlor-alkali	All	OPU/ONPU	Preventative Kiln Maintenance	Per kWh	RET	3	3	$0.0000050	$0.050	$0.0000057	0	0	0
176	Industrial	Chlor-alkali	All	OPU/ONPU	Insulation (Kiln)	Per kWh	RET	15	15	$0.0000050	$0.050	$0.0000057	0	0	0
177	Industrial	Chlor-alkali	All	OPU/ONPU	High Efficiency Chiller	Per kWh	RET	20	20	$0.0180500	$0.190	$0.0000217	0	0	0
178	Industrial	Chlor-alkali	All	OPU/ONPU	Optimized Distribution System	Per kWh	RET	25	25	$0.0003300	$0.030	$0.0000034	0	0	0
179	Industrial	Chlor-alkali	All	OPU/ONPU	Floating head pressure controls	Per kWh	RET	15	15	$0.0001300	$0.065	$0.0000080	0	0	0
180	Industrial	Chlor-alkali	All	OPU/ONPU	Premium efficiency refrigeration control system	Per kWh	RET	15	15	$0.0117900	$0.090	$0.0000103	0	0	0

MEASURE DESCRIPTION										MEASURE INCREMENTAL SAVINGS PER UNIT					
Measure ID	Sector	Sub-Sector	Building Type	End Use	Measure Name	Measure Unit Name	Retrofit (RET), Replace-on-Burnout (ROB), or New Construction (NEW)	Baseline Unit Lifetime (Years)	Efficient Unit Lifetime (Years)	Total Incremental Cost	Annual kWh Savings	Annual kW Coincident Peak Savings	Annual Gas Savings (Therms)	Annual kWh Increases	Annual kW Coincident Peak Increases
181	Industrial	Chlor-alkali	All	OPU/ONPU	Smart Defrost Controls	Per kWh	RET	16	16	$0.0001000	$0.100	$0.0000114	0	0	0
182	Industrial	Chlor-alkali	All	OPU/ONPU	Doors, Covers and Curtains	Per kWh	RET	5	5	$0.0002800	$0.070	$0.0000080	0	0	0
183	Industrial	Chlor-alkali	All	OPU/ONPU	Optimized chilled water temperature and/or optimized condenser temperature	Per kWh	RET	3	3	$0.0000020	$0.020	$0.0000023	0	0	0
184	Industrial	Chlor-alkali	All	OPU/ONPU	Preventative refrigeration/cooling system maintenance	Per kWh	RET	3	3	$0.0000050	$0.050	$0.0000057	0	0	0
185	Industrial	Chlor-alkali	All	OPU/ONPU	Optimized condenser pressure	Per kWh	RET	3	3	$0.0000060	$0.060	$0.0000069	0	0	0
186	Industrial	Chlor-alkali	All	OPU/ONPU	VSD on chiller compressor	Per kWh	RET	15	15	$0.0102000	$0.300	$0.0000343	0	0	0
187	Industrial	Chlor-alkali	All	OPU/ONPU	Free cooling	Per kWh	RET	12	12	$0.0031500	$0.210	$0.0000240	0	0	0
188	Industrial	Chlor-alkali	All	OPU/ONPU	Improve insulation of refrigeration system	Per kWh	RET	10	10	$0.0012500	$0.050	$0.0000057	0	0	0
189	Industrial	Chlor-alkali	All	OPU/ONPU	High/Premium Efficiency Motors (Pumps)	Per kWh	RET	15	15	$0.0007480	$0.044	$0.0000046	0	0	0
190	Industrial	Chlor-alkali	All	OPU/ONPU	Impeller Trimming (Pump)	Per kWh	RET	20	20	$0.0015000	$0.150	$0.0000171	0	0	0
191	Industrial	Chlor-alkali	All	OPU/ONPU	Optimization of pumping system	Per kWh	RET	15	15	$0.0027000	$0.135	$0.0000160	0	0	0
192	Industrial	Chlor-alkali	All	OPU/ONPU	Premium Efficiency Control with ASDs (Pumps)	Per kWh	RET	15	15	$0.0042000	$0.200	$0.0000228	0	0	0
193	Industrial	Chlor-alkali	All	OPU/ONPU	Preventative Pump Maintenance	Per kWh	RET	3	3	$0.0000050	$0.050	$0.0000057	0	0	0
194	Industrial	Chlor-alkali	All	OPU/ONPU	High/Premium Efficiency Motors (Fans)	Per kWh	RET	15	15	$0.0003800	$0.020	$0.0000023	0	0	0
195	Industrial	Chlor-alkali	All	OPU/ONPU	Impeller Trimming or Inlet Guide Vanes	Per kWh	RET	3	3	$0.0009000	$0.150	$0.0000171	0	0	0
196	Industrial	Chlor-alkali	All	OPU/ONPU	Optimized duct design to improve efficiency	Per kWh	RET	15	15	$0.0086000	$0.100	$0.0000114	0	0	0
197	Industrial	Chlor-alkali	All	OPU/ONPU	Premium efficiency control, with ASD (Fans)	Per kWh	RET	10	10	$0.0060000	$0.200	$0.0000228	0	0	0
198	Industrial	Chlor-alkali	All	OPU/ONPU	Synchronous Belts (Fans)	Per kWh	RET	10	10	$0.0000600	$0.020	$0.0000023	0	0	0
199	Industrial	Chlor-alkali	All	OPU/ONPU	Preventative Fan Maintenance	Per kWh	RET	3	3	$0.0000050	$0.050	$0.0000057	0	0	0
200	Industrial	Chlor-alkali	All	OPU/ONPU	Premium Efficiency Control with ASDs (Other motors)	Per kWh	RET	15	15	$0.0042000	$0.200	$0.0000228	0	0	0
201	Industrial	Chlor-alkali	All	OPU/ONPU	High/Premium Efficiency Motors	Per kWh	RET	15	15	$0.0003400	$0.020	$0.0000023	0	0	0
202	Industrial	Chlor-alkali	All	OPU/ONPU	Correctly sized motors	Per kWh	RET	15	15	$0.0002200	$0.020	$0.0000023	0	0	0
203	Industrial	Chlor-alkali	All	OPU/ONPU	Optimized motor control	Per kWh	RET	15	15	$0.0000500	$0.050	$0.0000057	0	0	0
204	Industrial	Chlor-alkali	All	OPU/ONPU	Synchronous Belts	Per kWh	RET	10	10	$0.0000200	$0.020	$0.0000023	0	0	0
205	Industrial	Chlor-alkali	All	OPU/ONPU	Preventative Motor Maintenance	Per kWh	RET	3	3	$0.0000050	$0.050	$0.0000057	0	0	0
206	Industrial	Chlor-alkali	All	OPU/ONPU	Premium efficiency ASD compressor	Per kWh	RET	10	10	$0.0101250	$0.125	$0.0000148	0	0	0
207	Industrial	Chlor-alkali	All	OPU/ONPU	Optimized Distribution System	Per kWh	RET	10	10	$0.0006000	$0.100	$0.0000114	0	0	0
208	Industrial	Chlor-alkali	All	OPU/ONPU	Minimize operating air pressure	Per kWh	RET	1	1	$0.0000200	$0.200	$0.0000228	0	0	0
209	Industrial	Chlor-alkali	All	OPU/ONPU	Optimized sizing of compressor system	Per kWh	RET	20	20	$0.0039000	$0.100	$0.0000114	0	0	0
210	Industrial	Chlor-alkali	All	OPU/ONPU	Optimized sizes of air receiver tanks	Per kWh	RET	10	10	$0.0024000	$0.120	$0.0000137	0	0	0
211	Industrial	Chlor-alkali	All	OPU/ONPU	Use cooler air from outside for make up air	Per kWh	RET	20	20	$0.0000040	$0.040	$0.0000046	0	0	0
212	Industrial	Chlor-alkali	All	OPU/ONPU	Premium Efficiency Air Dryer (compressors)	Per kWh	RET	20	20	$0.0017640	$0.084	$0.0000091	0	0	0
213	Industrial	Chlor-alkali	All	OPU/ONPU	Sequencing Control	Per kWh	RET	5	5	$0.0008000	$0.100	$0.0000114	0	0	0
214	Industrial	Chlor-alkali	All	OPU/ONPU	Eliminate air leaks	Per kWh	RET	3	3	$0.0007500	$0.150	$0.0000171	0	0	0
215	Industrial	Chlor-alkali	All	OPU/ONPU	Synchronous Belts for Air Compressors	Per kWh	RET	10	10	$0.0000200	$0.020	$0.0000023	0	0	0
216	Industrial	Chlor-alkali	All	OPU/ONPU	Replace compressed air use with mechanical or electrical	Per kWh	RET	20	20	$0.0123200	$0.560	$0.0000639	0	0	0
217	Industrial	Chlor-alkali	All	OPU/ONPU	Premium efficiency ASD compressor	Per kWh	RET	10	10	$0.0061250	$0.125	$0.0000148	0	0	0
218	Industrial	Chlor-alkali	All	OPU/ONPU	Compression ratio optimization (gas compressor)	Per kWh	RET	20	20	$0.0001500	$0.150	$0.0000171	0	0	0
219	Industrial	Chlor-alkali	All	OPU/ONPU	Retrofit internal parts of existing centrifugal compressors	Per kWh	RET	20	20	$0.0005000	$0.050	$0.0000057	0	0	0
220	Industrial	Chlor-alkali	All	OPU/ONPU	Gas compressor right sizing	Per kWh	RET	10	10	$0.0038000	$0.100	$0.0000114	0	0	0
221	Industrial	Chlor-alkali	All	OPU/ONPU	Volume pocket adjustments	Per kWh	RET	20	20	$0.0000100	$0.100	$0.0000114	0	0	0
222	Industrial	Chlor-alkali	All	OPU/ONPU	Minimum cylinder clearance	Per kWh	RET	5	5	$0.0002000	$0.100	$0.0000114	0	0	0
223	Industrial	Chlor-alkali	All	OPU/ONPU	Synchronous Belts for Air or Gas Compressors	Per kWh	RET	10	10	$0.0000200	$0.020	$0.0000023	0	0	0
224	Industrial	Chlor-alkali	All	OPU/ONPU	Air Source Heat Pump for Backup Generators	Per kWh	RET	15	15	$0.1768000	$0.680	$0.0000776	0	0	0
225	Industrial	Chlor-alkali	All	OPU/ONPU	High efficiency battery charger (for forklifts)	Per kWh	RET	20	20	$0.0014000	$0.100	$0.0000114	0	0	0
226	Industrial	Chlor-alkali	All	OPU/ONPU	Free cooling	Per kWh	RET	15	15	$0.0057750	$0.525	$0.0000605	0	0	0
227	Industrial	Chlor-alkali	All	OPU/ONPU	Radiant Heaters	Per kWh	RET	20	20	$0.0000000	$0.000	$0.0000000	0	0	0
228	Industrial	Chlor-alkali	All	OPU/ONPU	High efficiency non-packaged HVAC equipment	Per kWh	RET	20	20	$0.4310000	$0.250	$0.0000285	0	0	0
229	Industrial	Chlor-alkali	All	OPU/ONPU	Seasonal Temperature Settings Adjustments	Per kWh	RET	3	3	$0.0000070	$0.070	$0.0000080	0	0	0
230	Industrial	Chlor-alkali	All	OPU/ONPU	High-efficiency rooftop AC with an EER of 13.5	Per kWh	RET	15	15	$0.0067200	$0.168	$0.0000194	0	0	0
231	Industrial	Chlor-alkali	All	OPU/ONPU	Ground Source Heat Pump	Per kWh	RET	20	20	$0.2460920	$0.476	$0.0000548	0	0	0
232	Industrial	Chlor-alkali	All	OPU/ONPU	Ventilation Heat Recovery	Per kWh	RET	20	20	$0.1768000	$0.200	$0.0000228	0	0	0
233	Industrial	Chlor-alkali	All	OPU/ONPU	Automated Temperature Control	Per kWh	RET	25	25	$0.0011900	$0.070	$0.0000080	0	0	0
234	Industrial	Chlor-alkali	All	OPU/ONPU	Reduced Temperature Settings	Per kWh	RET	3	3	$0.0000070	$0.070	$0.0000080	0	0	0
235	Industrial	Chlor-alkali	All	OPU/ONPU	Destratification Fans	Per kWh	RET	20	20	$0.0019200	$0.080	$0.0000091	0	0	0
236	Industrial	Chlor-alkali	All	OPU/ONPU	Warehouse Loading Dock Seals	Per kWh	RET	10	10	$0.0026000	$0.050	$0.0000057	0	0	0
237	Industrial	Chlor-alkali	All	OPU/ONPU	Air Curtains	Per kWh	RET	15	15	$0.0030900	$0.030	$0.0000034	0	0	0
238	Industrial	Chlor-alkali	All	OPU/ONPU	Preventative Packaged HVAC Maintenance	Per kWh	RET	3	3	$0.0000050	$0.050	$0.0000057	0	0	0
239	Industrial	Chlor-alkali	All	OPU/ONPU	Heat Recovery from Processes to Heat Ventilation Make-up Air	Per kWh	RET	15	15	$0.5011500	$0.150	$0.0000171	0	0	0
240	Industrial	Chlor-alkali	All	OPU/ONPU	High efficiency ballasts for lighting	Per kWh	RET	11	11	$0.0020000	$0.250	$0.0000309	0	0	0

MEASURE DESCRIPTION										MEASURE INCREMENTAL SAVINGS PER UNIT					
Measure ID	Sector	Sub-Sector	Building Type	End Use	Measure Name	Measure Unit Name	Retrofit (RET), Replace-on-Burnout (ROB), or New Construction (NEW)	Baseline Unit Lifetime (Years)	Efficient Unit Lifetime (Years)	Total Incremental Cost	Annual kWh Savings	Annual kW Coincident Peak Savings	Annual Gas Savings (Therms)	Annual kWh Increases	Annual kW Coincident Peak Increases
241	Industrial	Chlor-alkali	All	OPU/ONPU	High Efficiency Light fixtures	Per kWh	RET	16	16	$0.0333000	$0.450	$0.0000555	0	0	0
242	Industrial	Chlor-alkali	All	OPU/ONPU	Efficient Lighting Design	Per kWh	RET	16	16	$0.0033000	$0.150	$0.0000185	0	0	0
243	Industrial	Chlor-alkali	All	OPU/ONPU	Lighting controls: on/off timer settings	Per kWh	RET	8	8	$0.0024000	$0.150	$0.0000185	0	0	0
244	Industrial	Chlor-alkali	All	OPU/ONPU	Lighting controls: occupancy sensors	Per kWh	RET	8	8	$0.0285000	$0.150	$0.0000185	0	0	0
245	Industrial	Chlor-alkali	All	OPU/ONPU	Ventilation Optimization	Per kWh	RET	15	15	$0.0172000	$0.200	$0.0000228	0	0	0
246	Industrial	Chlor-alkali	All	OPU/ONPU	Premium efficiency ventilation control with VSD	Per kWh	RET	10	10	$0.0090000	$0.300	$0.0000343	0	0	0
247	Industrial	Chlor-alkali	All	OPU/ONPU	Demand-Controlled Ventilation	Per kWh	RET	15	15	$0.0344000	$0.200	$0.0000228	0	0	0
248	Industrial	Pulp & Paper	All	Machine Drive	Sub-Metering and Interval Metering	Per kWh	RET	15	15	$0.0000050	$0.050	$0.0000057	0	0	0
249	Industrial	Pulp & Paper	All	Machine Drive	Integrated control system	Per kWh	RET	10	10	$0.0000080	$0.080	$0.0000091	0	0	0
250	Industrial	Pulp & Paper	All	ONPU	HE Dry-Type Transformers	Per kWh	RET	30	30	$0.0000010	$0.010	$0.0000011	0	0	0
251	Industrial	Pulp & Paper	All	ONPU	Advanced water heater controls	Per kWh	RET	20	20	$0.0000600	$0.030	$0.0000034	0	0	0
252	Industrial	Pulp & Paper	All	ONPU	Process Heat Recovery to Preheat Makeup Water	Per kWh	RET	20	20	$0.0009600	$0.060	$0.0000069	0	0	0
253	Industrial	Pulp & Paper	All	ONPU	Air Curtains (Oven)	Per kWh	RET	20	20	$0.0031500	$0.150	$0.0000171	0	0	0
254	Industrial	Pulp & Paper	All	ONPU	Insulation (Oven)	Per kWh	RET	15	15	$0.0005500	$0.050	$0.0000057	0	0	0
255	Industrial	Pulp & Paper	All	ONPU	Preventative Oven Maintenance	Per kWh	RET	3	3	$0.0000050	$0.050	$0.0000057	0	0	0
256	Industrial	Pulp & Paper	All	ONPU	Air Curtains (Dryer)	Per kWh	RET	20	20	$0.0003000	$0.150	$0.0000171	0	0	0
257	Industrial	Pulp & Paper	All	ONPU	Insulation (Dryer)	Per kWh	RET	15	15	$0.0000500	$0.050	$0.0000057	0	0	0
258	Industrial	Pulp & Paper	All	ONPU	Preventative Dryer Maintenance	Per kWh	RET	3	3	$0.0000050	$0.050	$0.0000057	0	0	0
259	Industrial	Pulp & Paper	All	ONPU	Preventative Furnace Maintenance	Per kWh	RET	3	3	$0.0000050	$0.050	$0.0000057	0	0	0
260	Industrial	Pulp & Paper	All	ONPU	Insulation (Furnace)	Per kWh	RET	15	15	$0.0000500	$0.050	$0.0000057	0	0	0
261	Industrial	Pulp & Paper	All	ONPU	Preventative Kiln Maintenance	Per kWh	RET	3	3	$0.0000050	$0.050	$0.0000057	0	0	0
262	Industrial	Pulp & Paper	All	ONPU	Insulation (Kiln)	Per kWh	RET	15	15	$0.0000050	$0.050	$0.0000057	0	0	0
263	Industrial	Pulp & Paper	All	ONPU	High Efficiency Chiller	Per kWh	RET	20	20	$0.0180500	$0.190	$0.0000217	0	0	0
264	Industrial	Pulp & Paper	All	ONPU	Optimized Distribution System	Per kWh	RET	25	25	$0.0003300	$0.030	$0.0000034	0	0	0
265	Industrial	Pulp & Paper	All	ONPU	Floating head pressure controls	Per kWh	RET	15	15	$0.0001300	$0.065	$0.0000080	0	0	0
266	Industrial	Pulp & Paper	All	ONPU	Premium efficiency refrigeration control system	Per kWh	RET	15	15	$0.0117900	$0.090	$0.0000103	0	0	0
267	Industrial	Pulp & Paper	All	ONPU	Smart Defrost Controls	Per kWh	RET	16	16	$0.0001000	$0.100	$0.0000114	0	0	0
268	Industrial	Pulp & Paper	All	ONPU	Doors, Covers and Curtains	Per kWh	RET	5	5	$0.0002800	$0.070	$0.0000080	0	0	0
269	Industrial	Pulp & Paper	All	ONPU	Optimized chilled water temperature and/or optimized condenser temperature	Per kWh	RET	3	3	$0.0000021	$0.021	$0.0000023	0	0	0
270	Industrial	Pulp & Paper	All	ONPU	Preventative refrigeration/cooling system maintenance	Per kWh	RET	3	3	$0.0000050	$0.050	$0.0000057	0	0	0
271	Industrial	Pulp & Paper	All	ONPU	Optimized condenser pressure	Per kWh	RET	3	3	$0.0000060	$0.060	$0.0000069	0	0	0
272	Industrial	Pulp & Paper	All	ONPU	VSD on chiller compressor	Per kWh	RET	15	15	$0.0102000	$0.300	$0.0000343	0	0	0
273	Industrial	Pulp & Paper	All	ONPU	Free cooling	Per kWh	RET	12	12	$0.0031500	$0.210	$0.0000240	0	0	0
274	Industrial	Pulp & Paper	All	ONPU	Improve insulation of refrigeration system	Per kWh	RET	10	10	$0.0012500	$0.050	$0.0000057	0	0	0
275	Industrial	Pulp & Paper	All	Pumps	High/Premium Efficiency Motors (Pumps)	Per kWh	RET	15	15	$0.0007480	$0.044	$0.0000046	0	0	0
276	Industrial	Pulp & Paper	All	Pumps	Impeller Trimming (Pump)	Per kWh	RET	20	20	$0.0015000	$0.150	$0.0000171	0	0	0
277	Industrial	Pulp & Paper	All	Pumps	Optimization of pumping system	Per kWh	RET	15	15	$0.0027000	$0.135	$0.0000160	0	0	0
278	Industrial	Pulp & Paper	All	Pumps	Premium Efficiency Control with ASDs (Pumps)	Per kWh	RET	15	15	$0.0042000	$0.200	$0.0000228	0	0	0
279	Industrial	Pulp & Paper	All	Pumps	Preventative Pump Maintenance	Per kWh	RET	3	3	$0.0000050	$0.050	$0.0000057	0	0	0
280	Industrial	Pulp & Paper	All	Fans	High/Premium Efficiency Motors (Fans)	Per kWh	RET	15	15	$0.0003800	$0.020	$0.0000023	0	0	0
281	Industrial	Pulp & Paper	All	Fans	Impeller Trimming or Inlet Guide Vanes	Per kWh	RET	3	3	$0.0009000	$0.150	$0.0000171	0	0	0
282	Industrial	Pulp & Paper	All	HVAC	Optimized duct design to improve efficiency	Per kWh	RET	15	15	$0.0086000	$0.100	$0.0000114	0	0	0
283	Industrial	Pulp & Paper	All	Fans	Premium efficiency control, with ASD (Fans)	Per kWh	RET	10	10	$0.0060000	$0.200	$0.0000228	0	0	0
284	Industrial	Pulp & Paper	All	Fans	Synchronous Belts (Fans)	Per kWh	RET	10	10	$0.0000600	$0.020	$0.0000023	0	0	0
285	Industrial	Pulp & Paper	All	Fans	Preventative Fan Maintenance	Per kWh	RET	3	3	$0.0000050	$0.050	$0.0000057	0	0	0
286	Industrial	Pulp & Paper	All	Motor - Other Applications	Premium Efficiency Control with ASDs (Other motors)	Per kWh	RET	15	15	$0.0042000	$0.200	$0.0000228	0	0	0
287	Industrial	Pulp & Paper	All	Motor - Other Applications	High/Premium Efficiency Motors	Per kWh	RET	15	15	$0.0003400	$0.020	$0.0000023	0	0	0
288	Industrial	Pulp & Paper	All	Motor - Other Applications	Correctly sized motors	Per kWh	RET	15	15	$0.0002200	$0.020	$0.0000023	0	0	0
289	Industrial	Pulp & Paper	All	Motor - Other Applications	Optimized motor control	Per kWh	RET	15	15	$0.0000500	$0.050	$0.0000057	0	0	0
290	Industrial	Pulp & Paper	All	Motor - Other Applications	Synchronous Belts	Per kWh	RET	10	10	$0.0000200	$0.020	$0.0000023	0	0	0
291	Industrial	Pulp & Paper	All	Motor - Other Applications	Preventative Motor Maintenance	Per kWh	RET	3	3	$0.0000050	$0.050	$0.0000057	0	0	0
292	Industrial	Pulp & Paper	All	Compressors	Premium efficiency ASD compressor	Per kWh	RET	10	10	$0.0101250	$0.125	$0.0000148	0	0	0
293	Industrial	Pulp & Paper	All	Compressors	Optimized Distribution System	Per kWh	RET	10	10	$0.0006000	$0.100	$0.0000114	0	0	0
294	Industrial	Pulp & Paper	All	Compressors	Minimize operating air pressure	Per kWh	RET	1	1	$0.0000200	$0.200	$0.0000228	0	0	0
295	Industrial	Pulp & Paper	All	Compressors	Optimized sizing of compressor system	Per kWh	RET	20	20	$0.0039000	$0.100	$0.0000114	0	0	0
296	Industrial	Pulp & Paper	All	Compressors	Optimized sizes of air receiver tanks	Per kWh	RET	10	10	$0.0024000	$0.120	$0.0000137	0	0	0
297	Industrial	Pulp & Paper	All	Compressors	Use cooler air from outside for make up air	Per kWh	RET	20	20	$0.0000040	$0.040	$0.0000046	0	0	0
298	Industrial	Pulp & Paper	All	Compressors	Premium Efficiency Air Dryer (compressors)	Per kWh	RET	20	20	$0.0017640	$0.084	$0.0000091	0	0	0
299	Industrial	Pulp & Paper	All	Compressors	Sequencing Control	Per kWh	RET	5	5	$0.0008000	$0.100	$0.0000114	0	0	0
300	Industrial	Pulp & Paper	All	Compressors	Eliminate air leaks	Per kWh	RET	3	3	$0.0007500	$0.150	$0.0000171	0	0	0

MEASURE DESCRIPTION										MEASURE INCREMENTAL SAVINGS PER UNIT					
Measure ID	Sector	Sub-Sector	Building Type	End Use	Measure Name	Measure Unit Name	Retrofit (RET), Replace-on-Burnout (ROB), or New Construction (NEW)	Baseline Unit Lifetime (Years)	Efficient Unit Lifetime (Years)	Total Incremental Cost	Annual kWh Savings	Annual kW Coincident Peak Savings	Annual Gas Savings (Therms)	Annual kWh Increases	Annual kW Coincident Peak Increases
301	Industrial	Pulp & Paper	All	Compressors	Synchronous Belts for Air Compressors	Per kWh	RET	10	10	$0.0000200	$0.020	$0.0000023	0	0	0
302	Industrial	Pulp & Paper	All	Compressors	Replace compressed air use with mechanical or electrical	Per kWh	RET	20	20	$0.0123200	$0.560	$0.0000639	0	0	0
303	Industrial	Pulp & Paper	All	Compressors	Premium efficiency ASD compressor	Per kWh	RET	10	10	$0.0061250	$0.125	$0.0000148	0	0	0
304	Industrial	Pulp & Paper	All	Compressors	Compression ratio optimization (gas compressor)	Per kWh	RET	20	20	$0.0001500	$0.150	$0.0000171	0	0	0
305	Industrial	Pulp & Paper	All	Compressors	Retrofit internal parts of existing centrifugal compressors	Per kWh	RET	20	20	$0.0005000	$0.050	$0.0000057	0	0	0
306	Industrial	Pulp & Paper	All	Compressors	Gas compressor right sizing	Per kWh	RET	10	10	$0.0038000	$0.100	$0.0000114	0	0	0
307	Industrial	Pulp & Paper	All	Compressors	Volume pocket adjustments	Per kWh	RET	20	20	$0.0000100	$0.100	$0.0000114	0	0	0
308	Industrial	Pulp & Paper	All	Compressors	Minimum cylinder clearance	Per kWh	RET	5	5	$0.0002000	$0.100	$0.0000114	0	0	0
309	Industrial	Pulp & Paper	All	Compressors	Synchronous Belts for Air or Gas Compressors	Per kWh	RET	10	10	$0.0000200	$0.020	$0.0000023	0	0	0
310	Industrial	Pulp & Paper	All	ONPU	Air Source Heat Pump for Backup Generators	Per kWh	RET	15	15	$0.1768000	$0.680	$0.0000776	0	0	0
311	Industrial	Pulp & Paper	All	ONPU	High efficiency battery charger (for forklifts)	Per kWh	RET	20	20	$0.0014000	$0.100	$0.0000114	0	0	0
312	Industrial	Pulp & Paper	All	ONPU	Free cooling	Per kWh	RET	15	15	$0.0057750	$0.525	$0.0000605	0	0	0
313	Industrial	Pulp & Paper	All	ONPU	Radiant Heaters	Per kWh	RET	20	20	$0.0000000	$0.000	$0.0000000	0	0	0
314	Industrial	Pulp & Paper	All	ONPU	High efficiency non-packaged HVAC equipment	Per kWh	RET	20	20	$0.4310000	$0.250	$0.0000285	0	0	0
315	Industrial	Pulp & Paper	All	ONPU	Seasonal Temperature Settings Adjustments	Per kWh	RET	3	3	$0.0000070	$0.070	$0.0000080	0	0	0
316	Industrial	Pulp & Paper	All	ONPU	High-efficiency rooftop AC with an EER of 13.5	Per kWh	RET	15	15	$0.0096000	$0.240	$0.0000274	0	0	0
317	Industrial	Pulp & Paper	All	ONPU	Ground Source Heat Pump	Per kWh	RET	20	20	$0.2460920	$0.476	$0.0000548	0	0	0
318	Industrial	Pulp & Paper	All	ONPU	Ventilation Heat Recovery	Per kWh	RET	20	20	$0.1768000	$0.200	$0.0000228	0	0	0
319	Industrial	Pulp & Paper	All	ONPU	Automated Temperature Control	Per kWh	RET	25	25	$0.0011900	$0.070	$0.0000080	0	0	0
320	Industrial	Pulp & Paper	All	ONPU	Reduced Temperature Settings	Per kWh	RET	3	3	$0.0000070	$0.070	$0.0000080	0	0	0
321	Industrial	Pulp & Paper	All	ONPU	Destratification Fans	Per kWh	RET	20	20	$0.0019200	$0.080	$0.0000091	0	0	0
322	Industrial	Pulp & Paper	All	ONPU	Warehouse Loading Dock Seals	Per kWh	RET	10	10	$0.0026000	$0.050	$0.0000057	0	0	0
323	Industrial	Pulp & Paper	All	ONPU	Air Curtains	Per kWh	RET	15	15	$0.0030900	$0.030	$0.0000034	0	0	0
324	Industrial	Pulp & Paper	All	ONPU	Preventative Packaged HVAC Maintenance	Per kWh	RET	3	3	$0.0000050	$0.050	$0.0000057	0	0	0
325	Industrial	Pulp & Paper	All	ONPU	Heat Recovery from Processes to Heat Ventilation Make-up Air	Per kWh	RET	15	15	$0.5011500	$0.150	$0.0000171	0	0	0
326	Industrial	Pulp & Paper	All	ONPU	High efficiency ballasts for lighting	Per kWh	RET	11	11	$0.0020000	$0.250	$0.0000309	0	0	0
327	Industrial	Pulp & Paper	All	ONPU	High Efficiency Light fixtures	Per kWh	RET	16	16	$0.0333000	$0.450	$0.0000555	0	0	0
328	Industrial	Pulp & Paper	All	ONPU	Efficient Lighting Design	Per kWh	RET	16	16	$0.0033000	$0.150	$0.0000185	0	0	0
329	Industrial	Pulp & Paper	All	ONPU	Lighting controls: on/off timer settings	Per kWh	RET	8	8	$0.0024000	$0.150	$0.0000185	0	0	0
330	Industrial	Pulp & Paper	All	ONPU	Lighting controls: occupancy sensors	Per kWh	RET	8	8	$0.0285000	$0.150	$0.0000185	0	0	0
331	Industrial	Pulp & Paper	All	ONPU	Ventilation Optimization	Per kWh	RET	15	15	$0.0172000	$0.200	$0.0000228	0	0	0
332	Industrial	Pulp & Paper	All	ONPU	Premium efficiency ventilation control with VSD	Per kWh	RET	10	10	$0.0090000	$0.300	$0.0000343	0	0	0
333	Industrial	Pulp & Paper	All	ONPU	Demand-Controlled Ventilation	Per kWh	RET	15	15	$0.0344000	$0.200	$0.0000228	0	0	0
334	Industrial	Other - Combined	All	Motor - Other Applications	Operations and maintenance	Per kWh	RET	3	3	$0.0000500	$0.050	$0.0000057	0	0	0
335	Industrial	Other - Combined	All	Motor - Other Applications	Match Motor Size to Load	Per kWh	RET	15	15	$0.0001320	$0.012	$0.0000011	0	0	0
336	Industrial	Other - Combined	All	Motor - Other Applications	Motor Efficiency Upgrade	Per kWh	RET	15	15	$0.0003400	$0.020	$0.0000023	0	0	0
337	Industrial	Other - Combined	All	Motor - Other Applications	Variable Speed Drives	Per kWh	RET	15	15	$0.0008000	$0.200	$0.0000228	0	0	0
338	Industrial	Other - Combined	All	Pumps	Reduce Overall System Requirements	Per kWh	RET	3	3	$0.0003000	$0.100	$0.0000114	0	0	0
339	Industrial	Other - Combined	All	Pumps	Match Pump Size to Load	Per kWh	RET	15	15	$0.0030000	$0.200	$0.0000228	0	0	0
340	Industrial	Other - Combined	All	Pumps	Reduce or Control Pump Speed	Per kWh	RET	15	15	$0.0042000	$0.300	$0.0000343	0	0	0
341	Industrial	Other - Combined	All	Pumps	Improve Pump Components	Per kWh	RET	15	15	$0.0009000	$0.050	$0.0000057	0	0	0
342	Industrial	Other - Combined	All	Pumps	Operation and Maintenance	Per kWh	RET	3	3	$0.0000200	$0.020	$0.0000023	0	0	0
343	Industrial	Other - Combined	All	Compressors	Reduce Overall System Requirements	Per kWh	RET	15	15	$0.0006000	$0.200	$0.0000228	0	0	0
344	Industrial	Other - Combined	All	Compressors	Match Compressor Size to Load	Per kWh	RET	15	15	$0.0005700	$0.030	$0.0000034	0	0	0
345	Industrial	Other - Combined	All	Compressors	Compressor Control	Per kWh	RET	15	15	$0.0006000	$0.100	$0.0000114	0	0	0
346	Industrial	Other - Combined	All	Compressors	Improve Compressor Components	Per kWh	RET	15	15	$0.0012000	$0.050	$0.0000057	0	0	0
347	Industrial	Other - Combined	All	Compressors	Operation and Maintenance	Per kWh	RET	3	3	$0.0001000	$0.100	$0.0000114	0	0	0
348	Industrial	Other - Combined	All	Fans	Reduce Overall System Requirements	Per kWh	RET	15	15	$0.0006000	$0.100	$0.0000114	0	0	0
349	Industrial	Other - Combined	All	Fans	Reduce or Control Fan Speed	Per kWh	RET	15	15	$0.0022000	$0.200	$0.0000228	0	0	0
350	Industrial	Other - Combined	All	Fans	Improve Fan Components	Per kWh	RET	15	15	$0.0011000	$0.050	$0.0000057	0	0	0
351	Industrial	Other - Combined	All	Fans	Operation and Maintenance	Per kWh	RET	3	3	$0.0000400	$0.020	$0.0000023	0	0	0
352	Industrial	Other - Combined	All	HVAC	Optimized Duct Design to Improve Efficiency	Per kWh	RET	15	15	$0.0086000	$0.100	$0.0000114	0	0	0
353	Industrial	Other - Combined	All	PH	Advanced Water Heater Controls	Per kWh	RET	20	20	$0.0000600	$0.030	$0.0000034	0	0	0
354	Industrial	Other - Combined	All	PH	Process Heat Recovery to Preheat Makeup Water	Per kWh	RET	20	20	$0.0009600	$0.060	$0.0000069	0	0	0
355	Industrial	Other - Combined	All	PH	Air Curtains (Oven)	Per kWh	RET	20	20	$0.0031500	$0.150	$0.0000171	0	0	0
356	Industrial	Other - Combined	All	PH	Insulation (Oven)	Per kWh	RET	15	15	$0.0005500	$0.050	$0.0000057	0	0	0
357	Industrial	Other - Combined	All	PH	Preventative Oven Maintenance	Per kWh	RET	3	3	$0.0000050	$0.050	$0.0000057	0	0	0
358	Industrial	Other - Combined	All	PH	Air Curtains (Dryer)	Per kWh	RET	20	20	$0.0003000	$0.150	$0.0000171	0	0	0
359	Industrial	Other - Combined	All	PH	Insulation (Dryer)	Per kWh	RET	15	15	$0.0000500	$0.050	$0.0000057	0	0	0
360	Industrial	Other - Combined	All	PH	Preventative Dryer Maintenance	Per kWh	RET	3	3	$0.0000050	$0.050	$0.0000057	0	0	0

MEASURE DESCRIPTION										MEASURE INCREMENTAL SAVINGS PER UNIT					
Measure ID	Sector	Sub-Sector	Building Type	End Use	Measure Name	Measure Unit Name	Retrofit (RET), Replace-on-Burnout (ROB), or New Construction (NEW)	Baseline Unit Lifetime (Years)	Efficient Unit Lifetime (Years)	Total Incremental Cost	Annual kWh Savings	Annual kW Coincident Peak Savings	Annual Gas Savings (Therms)	Annual kWh Increases	Annual kW Coincident Peak Increases
361	Industrial	Other - Combined	All	PH	Optimized Distribution System	Per kWh	RET	25	25	$0.0003300	$0.030	$0.0000034	0	0	0
362	Industrial	Other - Combined	All	PCR	High Efficiency Chiller	Per kWh	RET	20	20	$0.0180500	$0.190	$0.0000217	0	0	0
363	Industrial	Other - Combined	All	PCR	Floating head pressure controls	Per kWh	RET	15	15	$0.0001300	$0.065	$0.0000080	0	0	0
364	Industrial	Other - Combined	All	PCR	Premium Efficiency Refrigeration Control System	Per kWh	RET	15	15	$0.0117900	$0.090	$0.0000103	0	0	0
365	Industrial	Other - Combined	All	PCR	Smart Defrost Controls	Per kWh	RET	16	16	$0.0001000	$0.100	$0.0000114	0	0	0
366	Industrial	Other - Combined	All	PCR	Doors, Covers and Curtains	Per kWh	RET	5	5	$0.0002800	$0.070	$0.0000080	0	0	0
367	Industrial	Other - Combined	All	PCR	Optimized chilled water temperature and/or optimized condenser temperature	Per kWh	RET	3	3	$0.0000020	$0.020	$0.0000023	0	0	0
368	Industrial	Other - Combined	All	PCR	Preventative Refrigeration/cooling System Maintenance	Per kWh	RET	3	3	$0.0000050	$0.050	$0.0000057	0	0	0
369	Industrial	Other - Combined	All	PCR	Optimized condenser pressure	Per kWh	RET	3	3	$0.0000060	$0.060	$0.0000069	0	0	0
370	Industrial	Other - Combined	All	PCR	Free cooling	Per kWh	RET	12	12	$0.0045000	$0.300	$0.0000343	0	0	0
371	Industrial	Other - Combined	All	PCR	Improve Insulation of Refrigeration System	Per kWh	RET	10	10	$0.0012500	$0.050	$0.0000057	0	0	0
372	Industrial	Other - Combined	All	ONPU	HE Dry-Type Transformers	Per kWh	RET	30	30	$0.0000010	$0.010	$0.0000011	0	0	0
373	Industrial	Other - Combined	All	HVAC	Air Source Heat Pump for Backup Generators	Per kWh	RET	15	15	$0.1768000	$0.680	$0.0000776	0	0	0
374	Industrial	Other - Combined	All	ONPU	High efficiency battery charger (for forklifts)	Per kWh	RET	20	20	$0.0014000	$0.100	$0.0000114	0	0	0
375	Industrial	Other - Combined	All	HVAC	Radiant Heaters	Per kWh	RET	20	20	$0.0000000	$0.000	$0.0000000	0	0	0
376	Industrial	Other - Combined	All	HVAC	High efficiency non-packaged HVAC equipment	Per kWh	RET	20	20	$0.4310000	$0.250	$0.0000285	0	0	0
377	Industrial	Other - Combined	All	HVAC	Seasonal Temperature Settings Adjustments	Per kWh	RET	3	3	$0.0000070	$0.070	$0.0000080	0	0	0
378	Industrial	Other - Combined	All	HVAC	High-efficiency rooftop AC with an EER of 13.5	Per kWh	RET	15	15	$0.0067200	$0.168	$0.0000194	0	0	0
379	Industrial	Other - Combined	All	HVAC	Ground Source Heat Pump	Per kWh	RET	20	20	$0.2636700	$0.510	$0.0000582	0	0	0
380	Industrial	Other - Combined	All	HVAC	Ventilation Heat Recovery	Per kWh	RET	20	20	$0.1768000	$0.200	$0.0000228	0	0	0
381	Industrial	Other - Combined	All	HVAC	Automated Temperature Control	Per kWh	RET	25	25	$0.0011900	$0.070	$0.0000080	0	0	0
382	Industrial	Other - Combined	All	HVAC	Reduced Temperature Settings	Per kWh	RET	3	3	$0.0000070	$0.070	$0.0000080	0	0	0
383	Industrial	Other - Combined	All	HVAC	Destratification Fans	Per kWh	RET	20	20	$0.0019200	$0.080	$0.0000091	0	0	0
384	Industrial	Other - Combined	All	HVAC	Warehouse Loading Dock Seals	Per kWh	RET	10	10	$0.0026000	$0.050	$0.0000057	0	0	0
385	Industrial	Other - Combined	All	HVAC	Preventative Packaged HVAC Maintenance	Per kWh	RET	3	3	$0.0000050	$0.050	$0.0000057	0	0	0
386	Industrial	Other - Combined	All	HVAC	Heat Recovery from Processes to Heat Ventilation Make-up Air	Per kWh	RET	15	15	$0.5011500	$0.150	$0.0000171	0	0	0
387	Industrial	Other - Combined	All	FL	High efficiency ballasts for lighting	Per kWh	RET	11	11	$0.0020000	$0.250	$0.0000309	0	0	0
388	Industrial	Other - Combined	All	FL	High Efficiency Light fixtures	Per kWh	RET	16	16	$0.0333000	$0.450	$0.0000555	0	0	0
389	Industrial	Other - Combined	All	FL	Efficient Lighting Design	Per kWh	RET	16	16	$0.0033000	$0.150	$0.0000185	0	0	0
390	Industrial	Other - Combined	All	FL	Lighting controls: on/off timer settings	Per kWh	RET	8	8	$0.0024000	$0.150	$0.0000185	0	0	0
391	Industrial	Other - Combined	All	FL	Lighting controls: occupancy sensors	Per kWh	RET	8	8	$0.0285000	$0.150	$0.0000185	0	0	0
392	Industrial	Other - Combined	All	HVAC	Ventilation Optimization	Per kWh	RET	15	15	$0.0172000	$0.200	$0.0000228	0	0	0
393	Industrial	Other - Combined	All	HVAC	Premium efficiency ventilation control with VSD	Per kWh	RET	10	10	$0.0090000	$0.300	$0.0000343	0	0	0
394	Industrial	Other - Combined	All	HVAC	Demand-Controlled Ventilation	Per kWh	RET	15	15	$0.0344000	$0.200	$0.0000228	0	0	0
395	Industrial	Industrial Organic Chemicals	All	HVAC	Air Source Heat Pump for Backup Generators	Per kWh	RET	15	15	$0.1768000	$0.680	$0.0000776	0	0	0
396	Industrial	Industrial Organic Chemicals	All	HVAC	Free cooling	Per kWh	RET	15	15	$0.0057750	$0.525	$0.0000594	0	0	0
397	Industrial	Industrial Organic Chemicals	All	HVAC	Radiant Heaters	Per kWh	RET	20	20	$0.0000000	$0.000	$0.0000000	0	0	0
398	Industrial	Industrial Organic Chemicals	All	HVAC	High efficiency non-packaged HVAC equipment	Per kWh	RET	20	20	$0.4310000	$0.250	$0.0000285	0	0	0
399	Industrial	Industrial Organic Chemicals	All	HVAC	Seasonal Temperature Settings Adjustments	Per kWh	RET	3	3	$0.0000070	$0.070	$0.0000080	0	0	0
400	Industrial	Industrial Organic Chemicals	All	HVAC	High-efficiency rooftop AC with an EER of 13.5	Per kWh	RET	15	15	$0.0067200	$0.168	$0.0000194	0	0	0
401	Industrial	Industrial Organic Chemicals	All	HVAC	Ground Source Heat Pump	Per kWh	RET	20	20	$0.2636700	$0.510	$0.0000582	0	0	0
402	Industrial	Industrial Organic Chemicals	All	HVAC	Ventilation Heat Recovery	Per kWh	RET	20	20	$0.1768000	$0.200	$0.0000228	0	0	0
403	Industrial	Industrial Organic Chemicals	All	HVAC	Automated Temperature Control	Per kWh	RET	25	25	$0.0011900	$0.070	$0.0000080	0	0	0
404	Industrial	Industrial Organic Chemicals	All	HVAC	Reduced Temperature Settings	Per kWh	RET	3	3	$0.0000070	$0.070	$0.0000080	0	0	0
405	Industrial	Industrial Organic Chemicals	All	HVAC	Destratification Fans	Per kWh	RET	20	20	$0.0019200	$0.080	$0.0000091	0	0	0
406	Industrial	Industrial Organic Chemicals	All	HVAC	Warehouse Loading Dock Seals	Per kWh	RET	10	10	$0.0026000	$0.050	$0.0000057	0	0	0
407	Industrial	Industrial Organic Chemicals	All	HVAC	Air Curtains	Per kWh	RET	15	15	$0.0030900	$0.030	$0.0000034	0	0	0
408	Industrial	Industrial Organic Chemicals	All	HVAC	Preventative Packaged HVAC Maintenance	Per kWh	RET	3	3	$0.0000050	$0.050	$0.0000057	0	0	0
409	Industrial	Industrial Organic Chemicals	All	HVAC	Heat Recovery from Processes to Heat Ventilation Make-up Air	Per kWh	RET	15	15	$0.5011500	$0.150	$0.0000171	0	0	0
410	Industrial	Industrial Organic Chemicals	All	FL	High efficiency ballasts for lighting	Per kWh	RET	11	11	$0.0020000	$0.250	$0.0000309	0	0	0
411	Industrial	Industrial Organic Chemicals	All	FL	High Efficiency Light fixtures	Per kWh	RET	16	16	$0.0333000	$0.450	$0.0000555	0	0	0
412	Industrial	Industrial Organic Chemicals	All	FL	Efficient Lighting Design	Per kWh	RET	16	16	$0.0033000	$0.150	$0.0000185	0	0	0
413	Industrial	Industrial Organic Chemicals	All	FL	Lighting controls: on/off timer settings	Per kWh	RET	8	8	$0.0024000	$0.150	$0.0000185	0	0	0
414	Industrial	Industrial Organic Chemicals	All	FL	Lighting controls: occupancy sensors	Per kWh	RET	8	8	$0.0285000	$0.150	$0.0000185	0	0	0
415	Industrial	Industrial Organic Chemicals	All	HVAC	Ventilation Optimization	Per kWh	RET	15	15	$0.0172000	$0.200	$0.0000228	0	0	0
416	Industrial	Industrial Organic Chemicals	All	HVAC	Premium efficiency ventilation control with VSD	Per kWh	RET	10	10	$0.0090000	$0.300	$0.0000343	0	0	0
417	Industrial	Industrial Organic Chemicals	All	HVAC	Demand-Controlled Ventilation	Per kWh	RET	15	15	$0.0344000	$0.200	$0.0000228	0	0	0
418	Industrial	Industrial Organic Chemicals	All	HVAC	Optimized duct design to improve efficiency	Per kWh	RET	15	15	$0.0086000	$0.100	$0.0000114	0	0	0
419	Industrial	Petroleum Refining	All	HVAC	Air Source Heat Pump for Backup Generators	Per kWh	RET	15	15	$0.1768000	$0.680	$0.0000776	0	0	0
420	Industrial	Petroleum Refining	All	HVAC	Free cooling	Per kWh	RET	15	15	$0.0057750	$0.525	$0.0000594	0	0	0

MEASURE DESCRIPTION										MEASURE INCREMENTAL SAVINGS PER UNIT					
Measure ID	Sector	Sub-Sector	Building Type	End Use	Measure Name	Measure Unit Name	Retrofit (RET), Replace-on-Burnout (ROB), or New Construction (NEW)	Baseline Unit Lifetime (Years)	Efficient Unit Lifetime (Years)	Total Incremental Cost	Annual kWh Savings	Annual kW Coincident Peak Savings	Annual Gas Savings (Therms)	Annual kWh Increases	Annual kW Coincident Peak Increases
421	Industrial	Petroleum Refining	All	HVAC	Radiant Heaters	Per kWh	RET	20	20	$0.0000000	$0.000	$0.0000000	0	0	0
422	Industrial	Petroleum Refining	All	HVAC	High efficiency non-packaged HVAC equipment	Per kWh	RET	20	20	$0.4310000	$0.250	$0.0000285	0	0	0
423	Industrial	Petroleum Refining	All	HVAC	Seasonal Temperature Settings Adjustments	Per kWh	RET	3	3	$0.0000070	$0.070	$0.0000080	0	0	0
424	Industrial	Petroleum Refining	All	HVAC	High-efficiency rooftop AC with an EER of 13.5	Per kWh	RET	15	15	$0.0067200	$0.168	$0.0000194	0	0	0
425	Industrial	Petroleum Refining	All	HVAC	Ground Source Heat Pump	Per kWh	RET	20	20	$0.2636700	$0.510	$0.0000582	0	0	0
426	Industrial	Petroleum Refining	All	HVAC	Ventilation Heat Recovery	Per kWh	RET	20	20	$0.1768000	$0.200	$0.0000228	0	0	0
427	Industrial	Petroleum Refining	All	HVAC	Automated Temperature Control	Per kWh	RET	25	25	$0.0011900	$0.070	$0.0000080	0	0	0
428	Industrial	Petroleum Refining	All	HVAC	Reduced Temperature Settings	Per kWh	RET	3	3	$0.0000070	$0.070	$0.0000080	0	0	0
429	Industrial	Petroleum Refining	All	HVAC	Destratification Fans	Per kWh	RET	20	20	$0.0019200	$0.080	$0.0000091	0	0	0
430	Industrial	Petroleum Refining	All	HVAC	Warehouse Loading Dock Seals	Per kWh	RET	10	10	$0.0026000	$0.050	$0.0000057	0	0	0
431	Industrial	Petroleum Refining	All	HVAC	Air Curtains	Per kWh	RET	15	15	$0.0030900	$0.030	$0.0000034	0	0	0
432	Industrial	Petroleum Refining	All	HVAC	Preventative Packaged HVAC Maintenance	Per kWh	RET	3	3	$0.0000050	$0.050	$0.0000057	0	0	0
433	Industrial	Petroleum Refining	All	HVAC	Heat Recovery from Processes to Heat Ventilation Make-up Air	Per kWh	RET	15	15	$0.5011500	$0.150	$0.0000171	0	0	0
434	Industrial	Petroleum Refining	All	FL	High efficiency ballasts for lighting	Per kWh	RET	11	11	$0.0020000	$0.250	$0.0000309	0	0	0
435	Industrial	Petroleum Refining	All	FL	High Efficiency Light fixtures	Per kWh	RET	16	16	$0.0333000	$0.450	$0.0000555	0	0	0
436	Industrial	Petroleum Refining	All	FL	Efficient Lighting Design	Per kWh	RET	16	16	$0.0033000	$0.150	$0.0000185	0	0	0
437	Industrial	Petroleum Refining	All	FL	Lighting controls: on/off timer settings	Per kWh	RET	8	8	$0.0024000	$0.150	$0.0000185	0	0	0
438	Industrial	Petroleum Refining	All	FL	Lighting controls: occupancy sensors	Per kWh	RET	8	8	$0.0285000	$0.150	$0.0000185	0	0	0
439	Industrial	Petroleum Refining	All	HVAC	Ventilation Optimization	Per kWh	RET	15	15	$0.0172000	$0.200	$0.0000228	0	0	0
440	Industrial	Petroleum Refining	All	HVAC	Premium efficiency ventilation control with VSD	Per kWh	RET	10	10	$0.0090000	$0.300	$0.0000343	0	0	0
441	Industrial	Petroleum Refining	All	HVAC	Demand-Controlled Ventilation	Per kWh	RET	15	15	$0.0344000	$0.200	$0.0000228	0	0	0
442	Industrial	Petroleum Refining	All	HVAC	Optimized duct design to improve efficiency	Per kWh	RET	15	15	$0.0086000	$0.100	$0.0000114	0	0	0
443	Industrial	Plastics & Polymers	All	HVAC	Air Source Heat Pump for Backup Generators	Per kWh	RET	15	15	$0.1768000	$0.680	$0.0000776	0	0	0
444	Industrial	Plastics & Polymers	All	HVAC	Free cooling	Per kWh	RET	15	15	$0.0057750	$0.525	$0.0000594	0	0	0
445	Industrial	Plastics & Polymers	All	HVAC	Radiant Heaters	Per kWh	RET	20	20	$0.0000000	$0.000	$0.0000000	0	0	0
446	Industrial	Plastics & Polymers	All	HVAC	High efficiency non-packaged HVAC equipment	Per kWh	RET	20	20	$0.4310000	$0.250	$0.0000285	0	0	0
447	Industrial	Plastics & Polymers	All	HVAC	Seasonal Temperature Settings Adjustments	Per kWh	RET	3	3	$0.0000070	$0.070	$0.0000080	0	0	0
448	Industrial	Plastics & Polymers	All	HVAC	High-efficiency rooftop AC with an EER of 13.5	Per kWh	RET	15	15	$0.0067200	$0.168	$0.0000194	0	0	0
449	Industrial	Plastics & Polymers	All	HVAC	Ground Source Heat Pump	Per kWh	RET	20	20	$0.2636700	$0.510	$0.0000582	0	0	0
450	Industrial	Plastics & Polymers	All	HVAC	Ventilation Heat Recovery	Per kWh	RET	20	20	$0.1768000	$0.200	$0.0000228	0	0	0
451	Industrial	Plastics & Polymers	All	HVAC	Automated Temperature Control	Per kWh	RET	25	25	$0.0011900	$0.070	$0.0000080	0	0	0
452	Industrial	Plastics & Polymers	All	HVAC	Reduced Temperature Settings	Per kWh	RET	3	3	$0.0000070	$0.070	$0.0000080	0	0	0
453	Industrial	Plastics & Polymers	All	HVAC	Destratification Fans	Per kWh	RET	20	20	$0.0019200	$0.080	$0.0000091	0	0	0
454	Industrial	Plastics & Polymers	All	HVAC	Warehouse Loading Dock Seals	Per kWh	RET	10	10	$0.0026000	$0.050	$0.0000057	0	0	0
455	Industrial	Plastics & Polymers	All	HVAC	Air Curtains	Per kWh	RET	15	15	$0.0030900	$0.030	$0.0000034	0	0	0
456	Industrial	Plastics & Polymers	All	HVAC	Preventative Packaged HVAC Maintenance	Per kWh	RET	3	3	$0.0000050	$0.050	$0.0000057	0	0	0
457	Industrial	Plastics & Polymers	All	HVAC	Heat Recovery from Processes to Heat Ventilation Make-up Air	Per kWh	RET	15	15	$0.5011499	$0.150	$0.0000171	0	0	0
458	Industrial	Plastics & Polymers	All	FL	High efficiency ballasts for lighting	Per kWh	RET	11	11	$0.0020000	$0.250	$0.0000309	0	0	0
459	Industrial	Plastics & Polymers	All	FL	High Efficiency Light fixtures	Per kWh	RET	16	16	$0.0333000	$0.450	$0.0000555	0	0	0
460	Industrial	Plastics & Polymers	All	FL	Efficient Lighting Design	Per kWh	RET	16	16	$0.0033000	$0.150	$0.0000185	0	0	0
461	Industrial	Plastics & Polymers	All	FL	Lighting controls: on/off timer settings	Per kWh	RET	8	8	$0.0024000	$0.150	$0.0000185	0	0	0
462	Industrial	Plastics & Polymers	All	FL	Lighting controls: occupancy sensors	Per kWh	RET	8	8	$0.0285000	$0.150	$0.0000185	0	0	0
463	Industrial	Plastics & Polymers	All	HVAC	Ventilation Optimization	Per kWh	RET	15	15	$0.0172000	$0.200	$0.0000228	0	0	0
464	Industrial	Plastics & Polymers	All	HVAC	Premium efficiency ventilation control with VSD	Per kWh	RET	10	10	$0.0090000	$0.300	$0.0000343	0	0	0
465	Industrial	Plastics & Polymers	All	HVAC	Demand-Controlled Ventilation	Per kWh	RET	15	15	$0.0344000	$0.200	$0.0000228	0	0	0
466	Industrial	Plastics & Polymers	All	HVAC	Optimized duct design to improve efficiency	Per kWh	RET	15	15	$0.0086000	$0.100	$0.0000114	0	0	0

MEASURE DESCRIPTION						MEASURE SELECTION				APPLICABILITY			
Measure ID	Sector	Sub-Sector	Building Type	End Use	Measure Name	Measure TRC calculated for 2014	Measure TRC calculated for 2020	Measure TRC calculated for 2022	Passed Measure Screening? (1=Yes, 0=No)	Total Sub-Sector Units	Measure Units per Sub-Sector Unit	Applicability	Technical Feasibility
1	Industrial	Petroleum Refining	All	Motor - Other Applications	Operations and maintenance	125.4	165.5	179.7	1	335,236,479	0.128	100%	5%
2	Industrial	Petroleum Refining	All	Motor - Other Applications	Match Motor Size to Load	54.2	64.2	66.5	1	335,236,479	0.128	100%	20%
3	Industrial	Petroleum Refining	All	Motor - Other Applications	Motor Efficiency Upgrade	36.0	43.0	44.6	1	335,236,479	0.128	100%	20%
4	Industrial	Petroleum Refining	All	Motor - Other Applications	Variable Speed Drives	153.1	182.9	189.7	1	335,236,479	0.128	100%	35%
5	Industrial	Petroleum Refining	All	Pumps	Reduce Overall System Requirements	41.8	55.2	59.9	1	335,236,479	0.480	100%	50%
6	Industrial	Petroleum Refining	All	Pumps	Match Pump Size to Load	40.8	48.8	50.6	1	335,236,479	0.480	100%	20%
7	Industrial	Petroleum Refining	All	Pumps	Reduce or Control Pump Speed	43.7	52.3	54.2	1	335,236,479	0.480	100%	35%
8	Industrial	Petroleum Refining	All	Pumps	Improve Pump Components	34.0	40.7	42.2	1	335,236,479	0.480	100%	10%
9	Industrial	Petroleum Refining	All	Pumps	Operation and Maintenance	125.4	165.4	179.7	1	335,236,479	0.480	100%	5%
10	Industrial	Petroleum Refining	All	Compressors	Reduce Overall System Requirements	204.1	243.9	253.0	1	335,236,479	0.120	100%	30%
11	Industrial	Petroleum Refining	All	Compressors	Match Compressor Size to Load	32.2	38.5	39.9	1	335,236,479	0.120	100%	10%
12	Industrial	Petroleum Refining	All	Compressors	Compressor Control	102.1	122.0	126.5	1	335,236,479	0.120	100%	25%
13	Industrial	Petroleum Refining	All	Compressors	Improve Compressor Components	25.5	30.5	31.6	1	335,236,479	0.120	100%	15%
14	Industrial	Petroleum Refining	All	Compressors	Operation and Maintenance	125.4	165.5	179.7	1	335,236,479	0.120	100%	75%
15	Industrial	Petroleum Refining	All	Fans	Reduce Overall System Requirements	102.1	122.0	126.5	1	335,236,479	0.070	100%	15%
16	Industrial	Petroleum Refining	All	Fans	Reduce or Control Fan Speed	55.7	66.5	69.0	1	335,236,479	0.070	100%	10%
17	Industrial	Petroleum Refining	All	Fans	Improve Fan Components	27.8	33.3	34.5	1	335,236,479	0.070	100%	20%
18	Industrial	Petroleum Refining	All	Fans	Operation and Maintenance	62.7	82.7	89.8	1	335,236,479	0.070	100%	50%
19	Industrial	Industrial Organic Chemicals	All	Motor - Other Applications	Operations and maintenance	125.4	165.5	179.7	1	322,659,711	0.128	100%	5%
20	Industrial	Industrial Organic Chemicals	All	Motor - Other Applications	Match Motor Size to Load	54.2	64.2	66.5	1	322,659,711	0.128	100%	20%
21	Industrial	Industrial Organic Chemicals	All	Motor - Other Applications	Motor Efficiency Upgrade	36.0	43.0	44.6	1	322,659,711	0.128	100%	20%
22	Industrial	Industrial Organic Chemicals	All	Motor - Other Applications	Variable Speed Drives	153.1	182.9	189.7	1	322,659,711	0.128	100%	35%
23	Industrial	Industrial Organic Chemicals	All	Pumps	Reduce Overall System Requirements	41.8	55.2	59.9	1	322,659,711	0.480	100%	50%
24	Industrial	Industrial Organic Chemicals	All	Pumps	Match Pump Size to Load	40.8	48.8	50.6	1	322,659,711	0.480	100%	20%
25	Industrial	Industrial Organic Chemicals	All	Pumps	Reduce or Control Pump Speed	43.7	52.3	54.2	1	322,659,711	0.480	100%	35%
26	Industrial	Industrial Organic Chemicals	All	Pumps	Improve Pump Components	34.0	40.7	42.2	1	322,659,711	0.480	100%	10%
27	Industrial	Industrial Organic Chemicals	All	Pumps	Operation and Maintenance	125.4	165.4	179.7	1	322,659,711	0.480	100%	5%
28	Industrial	Industrial Organic Chemicals	All	Compressors	Reduce Overall System Requirements	204.1	243.9	253.0	1	322,659,711	0.120	100%	30%
29	Industrial	Industrial Organic Chemicals	All	Compressors	Match Compressor Size to Load	32.2	38.5	39.9	1	322,659,711	0.120	100%	10%
30	Industrial	Industrial Organic Chemicals	All	Compressors	Compressor Control	102.1	122.0	126.5	1	322,659,711	0.120	100%	25%
31	Industrial	Industrial Organic Chemicals	All	Compressors	Improve Compressor Components	25.5	30.5	31.6	1	322,659,711	0.120	100%	15%
32	Industrial	Industrial Organic Chemicals	All	Compressors	Operation and Maintenance	125.4	165.5	179.7	1	322,659,711	0.120	100%	75%
33	Industrial	Industrial Organic Chemicals	All	Fans	Reduce Overall System Requirements	102.1	122.0	126.5	1	322,659,711	0.070	100%	15%
34	Industrial	Industrial Organic Chemicals	All	Fans	Reduce or Control Fan Speed	55.7	66.5	69.0	1	322,659,711	0.070	100%	10%
35	Industrial	Industrial Organic Chemicals	All	Fans	Improve Fan Components	27.8	33.3	34.5	1	322,659,711	0.070	100%	20%
36	Industrial	Industrial Organic Chemicals	All	Fans	Operation and Maintenance	62.7	82.7	89.8	1	322,659,711	0.070	100%	50%
37	Industrial	Plastics & Polymers	All	Machine Drive	Energy monitoring and process controls (sub-metering , monitoring and control systems)	6,124.2	7,318.2	7,590.7	1	471,746,442	0.442	100%	100%
38	Industrial	Plastics & Polymers	All	Motor - Other Applications	Premium Efficiency Control with ASDs	29.2	34.8	36.1	1	471,746,442	0.221	100%	70%
39	Industrial	Plastics & Polymers	All	Motor - Other Applications	Motor Efficiency Upgrade	36.0	43.0	44.6	1	471,746,442	0.221	100%	80%
40	Industrial	Plastics & Polymers	All	Motor - Other Applications	Match Motor Size to Load	55.7	66.5	69.0	1	471,746,442	0.221	100%	70%
41	Industrial	Plastics & Polymers	All	Motor - Other Applications	Preventative Motor Maintenance	1,253.8	1,654.8	1,797.3	1	471,746,442	0.221	100%	100%
42	Industrial	Plastics & Polymers	All	Pumps	Impeller Trimming (Pump)	78.0	90.0	92.7	1	471,746,442	0.088	100%	15%
43	Industrial	Plastics & Polymers	All	Pumps	Optimization of Pumping System	30.8	36.9	38.3	1	471,746,442	0.088	100%	80%
44	Industrial	Plastics & Polymers	All	Pumps	Premium Efficiency Control with ASDs (Pumps)	29.2	34.8	36.1	1	471,746,442	0.088	100%	70%
45	Industrial	Plastics & Polymers	All	Pumps	Preventative Pump Maintenance	1,253.8	1,654.8	1,797.3	1	471,746,442	0.088	100%	100%
46	Industrial	Plastics & Polymers	All	Compressors	Premium Efficiency Control with ASD (Compressor)	5.2	6.5	6.8	1	471,746,442	0.070	100%	80%
47	Industrial	Plastics & Polymers	All	Compressors	Optimized Distribution System	69.6	87.0	91.5	1	471,746,442	0.070	100%	80%
48	Industrial	Plastics & Polymers	All	Compressors	Minimize Operating Air Pressure	438.4	530.3	617.5	1	471,746,442	0.070	100%	80%
49	Industrial	Plastics & Polymers	All	Compressors	Match Compressor Size to Load	20.0	23.1	23.8	1	471,746,442	0.070	100%	70%
50	Industrial	Plastics & Polymers	All	Compressors	VSD on Chiller Compressor	18.0	21.5	22.3	1	471,746,442	0.070	100%	80%
51	Industrial	Plastics & Polymers	All	Fans	Impeller Trimming or Inlet Guide Vanes	20.9	27.6	30.0	1	471,746,442	0.063	100%	70%
52	Industrial	Plastics & Polymers	All	Fans	Premium Efficiency Control with ASD (Fans)	13.9	17.4	18.3	1	471,746,442	0.063	100%	70%
53	Industrial	Plastics & Polymers	All	Fans	Synchronous Belts (Fans)	139.1	173.9	182.9	1	471,746,442	0.063	100%	40%
54	Industrial	Plastics & Polymers	All	Fans	Preventative Fan Maintenance	1,253.8	1,654.8	1,797.3	1	471,746,442	0.063	100%	100%
55	Industrial	Plastics & Polymers	All	HVAC	Optimized Duct Design to Improve Efficiency	7.1	8.5	8.8	1	471,746,442	0.103	100%	80%
56	Industrial	Plastics & Polymers	All	PH	Advanced Water Heater Controls	390.0	449.9	463.5	1	471,746,442	0.192	100%	90%
57	Industrial	Plastics & Polymers	All	PH	Process Heat Recovery to Preheat Makeup Water	48.8	56.3	58.0	1	471,746,442	0.192	100%	15%
58	Industrial	Plastics & Polymers	All	PH	Air Curtains (Oven)	37.1	42.9	44.2	1	471,746,442	0.192	100%	9%
59	Industrial	Plastics & Polymers	All	PH	Insulation (Oven)	55.7	66.5	69.0	1	471,746,442	0.192	100%	90%
60	Industrial	Plastics & Polymers	All	PH	Preventative Oven Maintenance	1,253.8	1,654.8	1,797.3	1	471,746,442	0.192	100%	100%

*N/A: Measure did not pass measure level screening and therefore was not included in a program.

MEASURE DESCRIPTION						APPLICABILITY			PROGRAM
Measure ID	Sector	Sub-Sector	Building Type	End Use	Measure Name	Not Yet Adopted Rate	Annual Replacement Eligibility	Total Applicable Measure Units	Program-Measure Inclusion (if Passed Measure Screening)
1	Industrial	Petroleum Refining	All	Motor - Other Applications	Operations and maintenance	37%	100%	793,840	Machine Drive
2	Industrial	Petroleum Refining	All	Motor - Other Applications	Match Motor Size to Load	20%	100%	1,716,411	Machine Drive
3	Industrial	Petroleum Refining	All	Motor - Other Applications	Motor Efficiency Upgrade	92%	100%	7,895,490	Machine Drive
4	Industrial	Petroleum Refining	All	Motor - Other Applications	Variable Speed Drives	9%	100%	1,351,673	Machine Drive
5	Industrial	Petroleum Refining	All	Pumps	Reduce Overall System Requirements	82%	100%	65,974,539	Machine Drive
6	Industrial	Petroleum Refining	All	Pumps	Match Pump Size to Load	20%	100%	6,436,540	Machine Drive
7	Industrial	Petroleum Refining	All	Pumps	Reduce or Control Pump Speed	94%	100%	52,940,545	Machine Drive
8	Industrial	Petroleum Refining	All	Pumps	Improve Pump Components	4%	100%	643,654	Machine Drive
9	Industrial	Petroleum Refining	All	Pumps	Operation and Maintenance	37%	100%	2,976,900	Machine Drive
10	Industrial	Petroleum Refining	All	Compressors	Reduce Overall System Requirements	85%	100%	10,258,236	Machine Drive
11	Industrial	Petroleum Refining	All	Compressors	Match Compressor Size to Load	79%	100%	3,178,042	Machine Drive
12	Industrial	Petroleum Refining	All	Compressors	Compressor Control	72%	100%	7,241,108	Machine Drive
13	Industrial	Petroleum Refining	All	Compressors	Improve Compressor Components	92%	100%	5,551,516	Machine Drive
14	Industrial	Petroleum Refining	All	Compressors	Operation and Maintenance	37%	100%	11,163,375	Machine Drive
15	Industrial	Petroleum Refining	All	Fans	Reduce Overall System Requirements	75%	100%	2,639,987	Machine Drive
16	Industrial	Petroleum Refining	All	Fans	Reduce or Control Fan Speed	90%	100%	2,111,990	Machine Drive
17	Industrial	Petroleum Refining	All	Fans	Improve Fan Components	35%	100%	1,642,659	Machine Drive
18	Industrial	Petroleum Refining	All	Fans	Operation and Maintenance	37%	100%	4,341,312	Machine Drive
19	Industrial	Industrial Organic Chemicals	All	Motor - Other Applications	Operations and maintenance	37%	100%	764,058	Machine Drive
20	Industrial	Industrial Organic Chemicals	All	Motor - Other Applications	Match Motor Size to Load	20%	100%	1,652,018	Machine Drive
21	Industrial	Industrial Organic Chemicals	All	Motor - Other Applications	Motor Efficiency Upgrade	92%	100%	7,599,282	Machine Drive
22	Industrial	Industrial Organic Chemicals	All	Motor - Other Applications	Variable Speed Drives	9%	100%	1,300,964	Machine Drive
23	Industrial	Industrial Organic Chemicals	All	Pumps	Reduce Overall System Requirements	82%	100%	63,499,431	Machine Drive
24	Industrial	Industrial Organic Chemicals	All	Pumps	Match Pump Size to Load	20%	100%	6,195,066	Machine Drive
25	Industrial	Industrial Organic Chemicals	All	Pumps	Reduce or Control Pump Speed	94%	100%	50,954,422	Machine Drive
26	Industrial	Industrial Organic Chemicals	All	Pumps	Improve Pump Components	4%	100%	619,507	Machine Drive
27	Industrial	Industrial Organic Chemicals	All	Pumps	Operation and Maintenance	37%	100%	2,865,218	Machine Drive
28	Industrial	Industrial Organic Chemicals	All	Compressors	Reduce Overall System Requirements	85%	100%	9,873,387	Machine Drive
29	Industrial	Industrial Organic Chemicals	All	Compressors	Match Compressor Size to Load	79%	100%	3,058,814	Machine Drive
30	Industrial	Industrial Organic Chemicals	All	Compressors	Compressor Control	72%	100%	6,969,450	Machine Drive
31	Industrial	Industrial Organic Chemicals	All	Compressors	Improve Compressor Components	92%	100%	5,343,245	Machine Drive
32	Industrial	Industrial Organic Chemicals	All	Compressors	Operation and Maintenance	37%	100%	10,744,568	Machine Drive
33	Industrial	Industrial Organic Chemicals	All	Fans	Reduce Overall System Requirements	75%	100%	2,540,945	Machine Drive
34	Industrial	Industrial Organic Chemicals	All	Fans	Reduce or Control Fan Speed	90%	100%	2,032,756	Machine Drive
35	Industrial	Industrial Organic Chemicals	All	Fans	Improve Fan Components	35%	100%	1,581,033	Machine Drive
36	Industrial	Industrial Organic Chemicals	All	Fans	Operation and Maintenance	37%	100%	4,178,443	Machine Drive
37	Industrial	Plastics & Polymers	All	Machine Drive	Energy monitoring and process controls (sub-metering , monitoring and control systems)	76%	100%	158,579,381	Machine Drive
38	Industrial	Plastics & Polymers	All	Motor - Other Applications	Premium Efficiency Control with ASDs	63%	100%	46,008,886	Machine Drive
39	Industrial	Plastics & Polymers	All	Motor - Other Applications	Motor Efficiency Upgrade	25%	100%	20,865,708	Machine Drive
40	Industrial	Plastics & Polymers	All	Motor - Other Applications	Match Motor Size to Load	98%	100%	71,569,378	Machine Drive
41	Industrial	Plastics & Polymers	All	Motor - Other Applications	Preventative Motor Maintenance	37%	100%	38,601,560	Machine Drive
42	Industrial	Plastics & Polymers	All	Pumps	Impeller Trimming (Pump)	98%	100%	6,134,518	Machine Drive
43	Industrial	Plastics & Polymers	All	Pumps	Optimization of Pumping System	93%	100%	31,048,174	Machine Drive
44	Industrial	Plastics & Polymers	All	Pumps	Premium Efficiency Control with ASDs (Pumps)	85%	100%	24,830,193	Machine Drive
45	Industrial	Plastics & Polymers	All	Pumps	Preventative Pump Maintenance	37%	100%	15,440,624	Machine Drive
46	Industrial	Plastics & Polymers	All	Compressors	Premium Efficiency Control with ASD (Compressor)	85%	100%	22,296,499	Machine Drive
47	Industrial	Plastics & Polymers	All	Compressors	Optimized Distribution System	79%	100%	20,722,629	Machine Drive
48	Industrial	Plastics & Polymers	All	Compressors	Minimize Operating Air Pressure	15%	100%	3,934,676	Machine Drive
49	Industrial	Plastics & Polymers	All	Compressors	Match Compressor Size to Load	79%	100%	18,132,300	Machine Drive
50	Industrial	Plastics & Polymers	All	Compressors	VSD on Chiller Compressor	86%	100%	22,558,811	Machine Drive
51	Industrial	Plastics & Polymers	All	Fans	Impeller Trimming or Inlet Guide Vanes	48%	100%	10,015,540	Machine Drive
52	Industrial	Plastics & Polymers	All	Fans	Premium Efficiency Control with ASD (Fans)	40%	100%	8,346,283	Machine Drive
53	Industrial	Plastics & Polymers	All	Fans	Synchronous Belts (Fans)	100%	100%	11,923,262	Machine Drive
54	Industrial	Plastics & Polymers	All	Fans	Preventative Fan Maintenance	37%	100%	11,029,017	Machine Drive
55	Industrial	Plastics & Polymers	All	HVAC	Optimized Duct Design to Improve Efficiency	59%	100%	22,837,366	Facility HVAC
56	Industrial	Plastics & Polymers	All	PH	Advanced Water Heater Controls	83%	100%	67,768,191	Process Heating
57	Industrial	Plastics & Polymers	All	PH	Process Heat Recovery to Preheat Makeup Water	83%	100%	11,294,698	Process Heating
58	Industrial	Plastics & Polymers	All	PH	Air Curtains (Oven)	83%	100%	6,776,819	Process Heating
59	Industrial	Plastics & Polymers	All	PH	Insulation (Oven)	10%	100%	8,164,842	Process Heating
60	Industrial	Plastics & Polymers	All	PH	Preventative Oven Maintenance	15%	100%	13,608,070	Process Heating

*N/A: Measure did not pass measure level screening and therefore was not included in a program.

MEASURE DESCRIPTION						MEASURE SELECTION				APPLICABILITY			
Measure ID	Sector	Sub-Sector	Building Type	End Use	Measure Name	Measure TRC calculated for 2014	Measure TRC calculated for 2020	Measure TRC calculated for 2022	Passed Measure Screening? (1=Yes, 0=No)	Total Sub-Sector Units	Measure Units per Sub-Sector Unit	Applicability	Technical Feasibility
61	Industrial	Plastics & Polymers	All	PH	Air Curtains (Dryer)	390.1	450.0	463.6	1	471,746,442	0.192	100%	9%
62	Industrial	Plastics & Polymers	All	PH	Insulation (Dryer)	612.4	731.8	759.1	1	471,746,442	0.192	100%	90%
63	Industrial	Plastics & Polymers	All	PH	Preventative Dryer Maintenance	1,253.8	1,654.8	1,797.3	1	471,746,442	0.192	100%	100%
64	Industrial	Plastics & Polymers	All	PH	Optimized Distribution System	83.2	94.1	96.5	1	471,746,442	0.192	100%	93%
65	Industrial	Plastics & Polymers	All	PCR	High Efficiency Chiller	8.2	9.5	9.8	1	471,746,442	0.115	100%	10%
66	Industrial	Plastics & Polymers	All	PCR	Floating head pressure controls	302.6	360.0	373.1	1	471,746,442	0.115	100%	10%
67	Industrial	Plastics & Polymers	All	PCR	Premium Efficiency Refrigeration Control System	4.7	5.6	5.8	1	471,746,442	0.115	100%	80%
68	Industrial	Plastics & Polymers	All	PCR	Smart Defrost Controls	648.7	768.5	795.8	1	471,746,442	0.115	100%	10%
69	Industrial	Plastics & Polymers	All	PCR	Doors, Covers and Curtains	51.8	68.4	73.0	1	471,746,442	0.115	100%	10%
70	Industrial	Plastics & Polymers	All	PCR	Optimized chilled water temperature and/or optimized condenser temperature	1,251.6	1,647.0	1,786.2	1	471,746,442	0.115	100%	80%
71	Industrial	Plastics & Polymers	All	PCR	Preventative Refrigeration/cooling System Maintenance	1,253.8	1,654.8	1,797.3	1	471,746,442	0.115	100%	100%
72	Industrial	Plastics & Polymers	All	PCR	Optimized condenser pressure	1,253.7	1,654.7	1,797.2	1	471,746,442	0.115	100%	80%
73	Industrial	Plastics & Polymers	All	PCR	Free cooling	33.2	40.8	42.6	1	471,746,442	0.115	100%	35%
74	Industrial	Plastics & Polymers	All	PCR	Improve Insulation of Refrigeration System	16.7	20.9	22.0	1	471,746,442	0.115	100%	80%
75	Industrial	Plastics & Polymers	All	ONPU	HE Dry-Type Transformers	10,227.6	11,425.6	11,697.9	1	471,746,442	0.019	100%	100%
76	Industrial	Small Industrial	All	Machine Drive	Sub-Metering and Interval Metering	6,124.2	7,318.2	7,590.7	1	1,455,898,406	0.523	100%	100%
77	Industrial	Small Industrial	All	Machine Drive	Integrated control system	4,174.9	5,217.6	5,489.6	1	1,455,898,406	0.523	100%	83%
78	Industrial	Small Industrial	All	OPU	HE Dry-Type Transformers	10,227.6	11,425.6	11,697.9	1	1,455,898,406	0.021	100%	100%
79	Industrial	Small Industrial	All	PH	Advanced water heater controls	260.0	299.9	309.0	1	1,455,898,406	0.114	100%	90%
80	Industrial	Small Industrial	All	PH	Process Heat Recovery to Preheat Makeup Water	32.5	37.5	38.6	1	1,455,898,406	0.114	100%	70%
81	Industrial	Small Industrial	All	PH	Air Curtains (Oven)	25.2	29.0	29.9	1	1,455,898,406	0.114	100%	9%
82	Industrial	Small Industrial	All	PH	Insulation (Oven)	36.0	43.0	44.7	1	1,455,898,406	0.114	100%	90%
83	Industrial	Small Industrial	All	PH	Preventative Oven Maintenance	1,253.8	1,654.8	1,797.3	1	1,455,898,406	0.114	100%	100%
84	Industrial	Small Industrial	All	PH	Air Curtains (Dryer)	260.0	300.0	309.1	1	1,455,898,406	0.114	100%	9%
85	Industrial	Small Industrial	All	PH	Insulation (Dryer)	306.2	365.9	379.5	1	1,455,898,406	0.114	100%	90%
86	Industrial	Small Industrial	All	PH	Preventative Dryer Maintenance	1,253.8	1,654.8	1,797.3	1	1,455,898,406	0.114	100%	100%
87	Industrial	Small Industrial	All	PH	Preventative Furnace Maintenance	1,253.8	1,654.8	1,797.3	1	1,455,898,406	0.114	100%	100%
88	Industrial	Small Industrial	All	PH	Insulation (Furnace)	306.2	365.9	379.5	1	1,455,898,406	0.114	100%	90%
89	Industrial	Small Industrial	All	PH	Preventative Kiln Maintenance	1,253.8	1,654.8	1,797.3	1	1,455,898,406	0.114	100%	100%
90	Industrial	Small Industrial	All	PH	Insulation (Kiln)	6,124.2	7,318.2	7,590.7	1	1,455,898,406	0.114	100%	90%
91	Industrial	Small Industrial	All	PCR	High Efficiency Chiller	5.5	6.3	6.5	1	1,455,898,406	0.075	100%	15%
92	Industrial	Small Industrial	All	PCR	Optimized Distribution System	53.8	60.9	62.5	1	1,455,898,406	0.075	100%	90%
93	Industrial	Small Industrial	All	PCR	Floating head pressure controls	302.6	360.0	373.1	1	1,455,898,406	0.075	100%	10%
94	Industrial	Small Industrial	All	PCR	Premium efficiency refrigeration control system	3.1	3.7	3.9	1	1,455,898,406	0.075	100%	80%
95	Industrial	Small Industrial	All	PCR	Smart Defrost Controls	648.7	768.5	795.8	1	1,455,898,406	0.075	100%	15%
96	Industrial	Small Industrial	All	PCR	Doors, Covers and Curtains	34.5	45.6	48.7	1	1,455,898,406	0.075	100%	40%
97	Industrial	Small Industrial	All	PCR	Optimized chilled water temperature and/or optimized condenser temperature	1,251.6	1,647.0	1,786.2	1	1,455,898,406	0.075	100%	60%
98	Industrial	Small Industrial	All	PCR	Preventative refrigeration/cooling system maintenance	1,253.8	1,654.8	1,797.3	1	1,455,898,406	0.075	100%	100%
99	Industrial	Small Industrial	All	PCR	Optimized condenser pressure	1,253.7	1,654.7	1,797.2	1	1,455,898,406	0.075	100%	60%
100	Industrial	Small Industrial	All	PCR	VSD on chiller compressor	12.2	14.6	15.2	1	1,455,898,406	0.075	100%	80%
101	Industrial	Small Industrial	All	PCR	Free cooling	21.7	26.6	27.8	1	1,455,898,406	0.075	100%	35%
102	Industrial	Small Industrial	All	PCR	Improve insulation of refrigeration system	11.3	14.1	14.8	1	1,455,898,406	0.075	100%	80%
103	Industrial	Small Industrial	All	Pumps	High/Premium Efficiency Motors (Pumps)	24.2	28.7	29.8	1	1,455,898,406	0.138	100%	80%
104	Industrial	Small Industrial	All	Pumps	Impeller Trimming (Pump)	52.0	60.0	61.8	1	1,455,898,406	0.138	100%	15%
105	Industrial	Small Industrial	All	Pumps	Optimization of pumping system	21.2	25.4	26.4	1	1,455,898,406	0.138	100%	80%
106	Industrial	Small Industrial	All	Pumps	Premium Efficiency Control with ASDs (Pumps)	19.8	23.6	24.5	1	1,455,898,406	0.138	100%	70%
107	Industrial	Small Industrial	All	Pumps	Preventative Pump Maintenance	1,253.8	1,654.8	1,797.3	1	1,455,898,406	0.138	100%	100%
108	Industrial	Small Industrial	All	Fans	High/Premium Efficiency Motors (Fans)	21.9	26.1	27.1	1	1,455,898,406	0.076	100%	80%
109	Industrial	Small Industrial	All	Fans	Impeller Trimming or Inlet Guide Vanes	15.7	20.7	22.5	1	1,455,898,406	0.076	100%	70%
110	Industrial	Small Industrial	All	HVAC	Optimized duct design to improve efficiency	4.7	5.7	5.9	1	1,455,898,406	0.085	100%	80%
111	Industrial	Small Industrial	All	Fans	Premium efficiency control, with ASD (Fans)	9.3	11.6	12.2	1	1,455,898,406	0.076	100%	70%
112	Industrial	Small Industrial	All	Fans	Synchronous Belts (Fans)	104.4	130.4	137.2	1	1,455,898,406	0.076	100%	40%
113	Industrial	Small Industrial	All	Fans	Preventative Fan Maintenance	1,253.8	1,654.8	1,797.3	1	1,455,898,406	0.076	100%	100%
114	Industrial	Small Industrial	All	Motor - Other Applications	Premium Efficiency Control with ASDs (Other motors)	19.8	23.6	24.5	1	1,455,898,406	0.220	100%	70%
115	Industrial	Small Industrial	All	Motor - Other Applications	High/Premium Efficiency Motors	24.5	29.3	30.4	1	1,455,898,406	0.220	100%	80%
116	Industrial	Small Industrial	All	Motor - Other Applications	Correctly sized motors	38.3	45.7	47.4	1	1,455,898,406	0.220	100%	70%
117	Industrial	Small Industrial	All	Motor - Other Applications	Optimized motor control	612.4	731.8	759.1	1	1,455,898,406	0.220	100%	70%
118	Industrial	Small Industrial	All	Motor - Other Applications	Synchronous Belts	208.7	260.8	274.4	1	1,455,898,406	0.220	100%	40%
119	Industrial	Small Industrial	All	Motor - Other Applications	Preventative Motor Maintenance	1,253.8	1,654.8	1,797.3	1	1,455,898,406	0.220	100%	100%
120	Industrial	Small Industrial	All	Compressors	Premium efficiency ASD compressor	3.4	4.3	4.5	1	1,455,898,406	0.088	100%	80%

*N/A: Measure did not pass measure level screening and therefore was not included in a program.

MEASURE DESCRIPTION						APPLICABILITY			PROGRAM
Measure ID	Sector	Sub-Sector	Building Type	End Use	Measure Name	Not Yet Adopted Rate	Annual Replacement Eligibility	Total Applicable Measure Units	Program-Measure Inclusion (if Passed Measure Screening)
61	Industrial	Plastics & Polymers	All	PH	Air Curtains (Dryer)	83%	100%	6,776,819	Process Heating
62	Industrial	Plastics & Polymers	All	PH	Insulation (Dryer)	10%	100%	8,164,842	Process Heating
63	Industrial	Plastics & Polymers	All	PH	Preventative Dryer Maintenance	15%	100%	13,608,070	Process Heating
64	Industrial	Plastics & Polymers	All	PH	Optimized Distribution System	76%	100%	64,121,228	Process Heating
65	Industrial	Plastics & Polymers	All	PCR	High Efficiency Chiller	91%	100%	4,953,338	Process Cooling and Refrigeration
66	Industrial	Plastics & Polymers	All	PCR	Floating head pressure controls	74%	100%	4,027,989	Process Cooling and Refrigeration
67	Industrial	Plastics & Polymers	All	PCR	Premium Efficiency Refrigeration Control System	86%	100%	37,449,410	Process Cooling and Refrigeration
68	Industrial	Plastics & Polymers	All	PCR	Smart Defrost Controls	91%	100%	4,953,338	Process Cooling and Refrigeration
69	Industrial	Plastics & Polymers	All	PCR	Doors, Covers and Curtains	75%	100%	4,082,421	Process Cooling and Refrigeration
70	Industrial	Plastics & Polymers	All	PCR	Optimized chilled water temperature and/or optimized condenser temperature	86%	100%	37,449,410	Process Cooling and Refrigeration
71	Industrial	Plastics & Polymers	All	PCR	Preventative Refrigeration/cooling System Maintenance	15%	100%	8,164,842	Process Cooling and Refrigeration
72	Industrial	Plastics & Polymers	All	PCR	Optimized condenser pressure	86%	100%	37,449,410	Process Cooling and Refrigeration
73	Industrial	Plastics & Polymers	All	PCR	Free cooling	60%	100%	11,430,779	Process Cooling and Refrigeration
74	Industrial	Plastics & Polymers	All	PCR	Improve Insulation of Refrigeration System	43%	100%	18,724,705	Process Cooling and Refrigeration
75	Industrial	Plastics & Polymers	All	ONPU	HE Dry-Type Transformers	100%	100%	9,072,047	Other Process/Non-Process Use
76	Industrial	Small Industrial	All	Machine Drive	Sub-Metering and Interval Metering	87%	100%	662,072,491	Machine Drive
77	Industrial	Small Industrial	All	Machine Drive	Integrated control system	96%	100%	606,367,081	Machine Drive
78	Industrial	Small Industrial	All	OPU	HE Dry-Type Transformers	100%	100%	31,260,050	Other Process/Non-Process Use
79	Industrial	Small Industrial	All	PH	Advanced water heater controls	77%	100%	115,418,768	Process Heating
80	Industrial	Small Industrial	All	PH	Process Heat Recovery to Preheat Makeup Water	69%	100%	80,443,383	Process Heating
81	Industrial	Small Industrial	All	PH	Air Curtains (Oven)	79%	100%	11,841,666	Process Heating
82	Industrial	Small Industrial	All	PH	Insulation (Oven)	42%	100%	62,955,691	Process Heating
83	Industrial	Small Industrial	All	PH	Preventative Oven Maintenance	36%	100%	59,957,801	Process Heating
84	Industrial	Small Industrial	All	PH	Air Curtains (Dryer)	79%	100%	11,841,666	Process Heating
85	Industrial	Small Industrial	All	PH	Insulation (Dryer)	42%	100%	62,955,691	Process Heating
86	Industrial	Small Industrial	All	PH	Preventative Dryer Maintenance	36%	100%	59,957,801	Process Heating
87	Industrial	Small Industrial	All	PH	Preventative Furnace Maintenance	36%	100%	59,957,801	Process Heating
88	Industrial	Small Industrial	All	PH	Insulation (Furnace)	42%	100%	62,955,691	Process Heating
89	Industrial	Small Industrial	All	PH	Preventative Kiln Maintenance	36%	100%	59,957,801	Process Heating
90	Industrial	Small Industrial	All	PH	Insulation (Kiln)	42%	100%	62,955,691	Process Heating
91	Industrial	Small Industrial	All	PCR	High Efficiency Chiller	82%	100%	13,362,903	Process Cooling and Refrigeration
92	Industrial	Small Industrial	All	PCR	Optimized Distribution System	94%	100%	91,910,697	Process Cooling and Refrigeration
93	Industrial	Small Industrial	All	PCR	Floating head pressure controls	75%	100%	8,148,111	Process Cooling and Refrigeration
94	Industrial	Small Industrial	All	PCR	Premium efficiency refrigeration control system	84%	100%	73,007,079	Process Cooling and Refrigeration
95	Industrial	Small Industrial	All	PCR	Smart Defrost Controls	87%	100%	14,177,714	Process Cooling and Refrigeration
96	Industrial	Small Industrial	All	PCR	Doors, Covers and Curtains	61%	100%	26,508,523	Process Cooling and Refrigeration
97	Industrial	Small Industrial	All	PCR	Optimized chilled water temperature and/or optimized condenser temperature	84%	100%	54,755,309	Process Cooling and Refrigeration
98	Industrial	Small Industrial	All	PCR	Preventative refrigeration/cooling system maintenance	42%	100%	45,629,424	Process Cooling and Refrigeration
99	Industrial	Small Industrial	All	PCR	Optimized condenser pressure	84%	100%	54,755,309	Process Cooling and Refrigeration
100	Industrial	Small Industrial	All	PCR	VSD on chiller compressor	84%	100%	73,007,079	Process Cooling and Refrigeration
101	Industrial	Small Industrial	All	PCR	Free cooling	80%	100%	30,419,616	Process Cooling and Refrigeration
102	Industrial	Small Industrial	All	PCR	Improve insulation of refrigeration system	61%	100%	53,017,045	Process Cooling and Refrigeration
103	Industrial	Small Industrial	All	Pumps	High/Premium Efficiency Motors (Pumps)	99%	100%	159,435,637	Machine Drive
104	Industrial	Small Industrial	All	Pumps	Impeller Trimming (Pump)	99%	100%	29,894,182	Machine Drive
105	Industrial	Small Industrial	All	Pumps	Optimization of pumping system	99%	100%	159,435,637	Machine Drive
106	Industrial	Small Industrial	All	Pumps	Premium Efficiency Control with ASDs (Pumps)	86%	100%	121,187,189	Machine Drive
107	Industrial	Small Industrial	All	Pumps	Preventative Pump Maintenance	46%	100%	92,601,506	Machine Drive
108	Industrial	Small Industrial	All	Fans	High/Premium Efficiency Motors (Fans)	99%	100%	87,913,108	Machine Drive
109	Industrial	Small Industrial	All	Fans	Impeller Trimming or Inlet Guide Vanes	99%	100%	76,923,970	Machine Drive
110	Industrial	Small Industrial	All	HVAC	Optimized duct design to improve efficiency	100%	100%	98,802,257	Facility HVAC
111	Industrial	Small Industrial	All	Fans	Premium efficiency control, with ASD (Fans)	94%	100%	73,038,921	Machine Drive
112	Industrial	Small Industrial	All	Fans	Synchronous Belts (Fans)	100%	100%	44,400,560	Machine Drive
113	Industrial	Small Industrial	All	Fans	Preventative Fan Maintenance	46%	100%	51,060,644	Machine Drive
114	Industrial	Small Industrial	All	Motor - Other Applications	Premium Efficiency Control with ASDs (Other motors)	90%	100%	201,787,519	Machine Drive
115	Industrial	Small Industrial	All	Motor - Other Applications	High/Premium Efficiency Motors	99%	100%	253,675,738	Machine Drive
116	Industrial	Small Industrial	All	Motor - Other Applications	Correctly sized motors	99%	100%	221,966,271	Machine Drive
117	Industrial	Small Industrial	All	Motor - Other Applications	Optimized motor control	96%	100%	215,240,020	Machine Drive
118	Industrial	Small Industrial	All	Motor - Other Applications	Synchronous Belts	99%	100%	126,837,869	Machine Drive
119	Industrial	Small Industrial	All	Motor - Other Applications	Preventative Motor Maintenance	46%	100%	147,336,919	Machine Drive
120	Industrial	Small Industrial	All	Compressors	Premium efficiency ASD compressor	89%	100%	91,356,786	Machine Drive

*N/A: Measure did not pass measure level screening and therefore was not included in a program.

MEASURE DESCRIPTION						MEASURE SELECTION				APPLICABILITY			
Measure ID	Sector	Sub-Sector	Building Type	End Use	Measure Name	Measure TRC calculated for 2014	Measure TRC calculated for 2020	Measure TRC calculated for 2022	Passed Measure Screening? (1=Yes, 0=No)	Total Sub-Sector Units	Measure Units per Sub-Sector Unit	Applicability	Technical Feasibility
121	Industrial	Small Industrial	All	Compressors	Optimized Distribution System	52.2	65.2	68.6	1	1,455,898,406	0.088	100%	80%
122	Industrial	Small Industrial	All	Compressors	Minimize operating air pressure	438.4	530.3	617.5	1	1,455,898,406	0.088	100%	80%
123	Industrial	Small Industrial	All	Compressors	Optimized sizing of compressor system	13.5	15.5	16.0	1	1,455,898,406	0.088	100%	70%
124	Industrial	Small Industrial	All	Compressors	Optimized sizes of air receiver tanks	13.9	17.4	18.3	1	1,455,898,406	0.088	100%	80%
125	Industrial	Small Industrial	All	Compressors	Use cooler air from outside for make up air	780.3	900.2	927.5	1	1,455,898,406	0.088	100%	60%
126	Industrial	Small Industrial	All	Compressors	Premium Efficiency Air Dryer (compressors)	25.0	28.7	29.6	1	1,455,898,406	0.088	100%	80%
127	Industrial	Small Industrial	All	Compressors	Sequencing Control	15.9	21.0	22.5	1	1,455,898,406	0.088	100%	60%
128	Industrial	Small Industrial	All	Compressors	Eliminate air leaks	17.9	23.6	25.7	1	1,455,898,406	0.088	100%	100%
129	Industrial	Small Industrial	All	Compressors	Synchronous Belts for Air Compressors	208.7	260.8	274.4	1	1,455,898,406	0.088	100%	40%
130	Industrial	Small Industrial	All	Compressors	Replace compressed air use with mechanical or electrical	22.9	26.5	27.3	1	1,455,898,406	0.088	100%	10%
131	Industrial	Small Industrial	All	Compressors	Premium efficiency ASD compressor	5.7	7.1	7.5	1	1,455,898,406	0.088	100%	70%
132	Industrial	Small Industrial	All	Compressors	Compression ratio optimization (gas compressor)	780.1	900.0	927.2	1	1,455,898,406	0.088	100%	80%
133	Industrial	Small Industrial	All	Compressors	Retrofit internal parts of existing centrifugal compressors	52.0	60.0	61.8	1	1,455,898,406	0.088	100%	50%
134	Industrial	Small Industrial	All	Compressors	Gas compressor right sizing	7.3	9.2	9.6	1	1,455,898,406	0.088	100%	80%
135	Industrial	Small Industrial	All	Compressors	Volume pocket adjustments	7,802.1	9,001.1	9,273.6	1	1,455,898,406	0.088	100%	30%
136	Industrial	Small Industrial	All	Compressors	Minimum cylinder clearance	69.0	91.1	97.4	1	1,455,898,406	0.088	100%	60%
137	Industrial	Small Industrial	All	Compressors	Synchronous Belts for Air or Gas Compressors	417.4	521.6	548.8	1	1,455,898,406	0.088	100%	40%
138	Industrial	Small Industrial	All	HVAC	Air Source Heat Pump for Backup Generators	1.6	1.9	1.9	1	1,455,898,406	0.085	100%	80%
139	Industrial	Small Industrial	All	ONPU	High efficiency battery charger (for forklifts)	35.5	40.9	42.2	1	1,455,898,406	0.024	100%	100%
140	Industrial	Small Industrial	All	HVAC	Free cooling	38.3	45.8	47.5	1	1,455,898,406	0.085	100%	10%
141	Industrial	Small Industrial	All	HVAC	Radiant Heaters	>1.0 (Cost = $0)	>1.0 (Cost = $0)	>1.0 (Cost = $0)	0	0	0.000	0%	0%
142	Industrial	Small Industrial	All	HVAC	High efficiency non-packaged HVAC equipment	0.3	0.3	0.4	0	0	0.000	0%	0%
143	Industrial	Small Industrial	All	HVAC	Seasonal Temperature Settings Adjustments	1,253.7	1,654.7	1,797.1	1	1,455,898,406	0.085	100%	100%
144	Industrial	Small Industrial	All	HVAC	High-efficiency rooftop AC with an EER of 13.5	10.1	12.0	12.5	1	1,455,898,406	0.085	100%	80%
145	Industrial	Small Industrial	All	HVAC	Ground Source Heat Pump	1.0	1.2	1.2	1	1,455,898,406	0.085	100%	5%
146	Industrial	Small Industrial	All	HVAC	Ventilation Heat Recovery	0.6	0.7	0.7	0	0	0.000	0%	0%
147	Industrial	Small Industrial	All	HVAC	Automated Temperature Control	35.2	39.8	40.8	1	1,455,898,406	0.085	100%	80%
148	Industrial	Small Industrial	All	HVAC	Reduced Temperature Settings	1,253.7	1,654.7	1,797.1	1	1,455,898,406	0.085	100%	80%
149	Industrial	Small Industrial	All	HVAC	Destratification Fans	21.7	25.0	25.8	1	1,455,898,406	0.085	100%	40%
150	Industrial	Small Industrial	All	HVAC	Warehouse Loading Dock Seals	5.4	6.7	7.0	1	1,455,898,406	0.085	100%	30%
151	Industrial	Small Industrial	All	HVAC	Air Curtains	4.0	4.7	4.9	1	1,455,898,406	0.085	100%	30%
152	Industrial	Small Industrial	All	HVAC	Preventative Packaged HVAC Maintenance	1,253.8	1,654.8	1,797.3	1	1,455,898,406	0.085	100%	100%
153	Industrial	Small Industrial	All	HVAC	Heat Recovery from Processes to Heat Ventilation Make-up Air	0.1	0.1	0.2	0	0	0.000	0%	0%
154	Industrial	Small Industrial	All	FL	High efficiency ballasts for lighting	42.0	52.3	54.8	1	1,455,898,406	0.064	100%	100%
155	Industrial	Small Industrial	All	FL	High Efficiency Light fixtures	5.9	7.0	7.3	1	1,455,898,406	0.064	100%	100%
156	Industrial	Small Industrial	All	FL	Efficient Lighting Design	20.5	24.3	25.2	1	1,455,898,406	0.064	100%	100%
157	Industrial	Small Industrial	All	FL	Lighting controls: on/off timer settings	14.5	18.7	19.9	1	1,455,898,406	0.064	100%	80%
158	Industrial	Small Industrial	All	FL	Lighting controls: occupancy sensors	1.2	1.5	1.6	1	1,455,898,406	0.064	100%	80%
159	Industrial	Small Industrial	All	HVAC	Ventilation Optimization	4.7	5.7	5.9	1	1,455,898,406	0.085	100%	80%
160	Industrial	Small Industrial	All	HVAC	Premium efficiency ventilation control with VSD	9.3	11.6	12.2	1	1,455,898,406	0.085	100%	80%
161	Industrial	Small Industrial	All	HVAC	Demand-Controlled Ventilation	2.4	2.8	2.9	1	1,455,898,406	0.085	100%	80%
162	Industrial	Chlor-alkali	All	OPU/ONPU	Sub-Metering and Interval Metering	6,124.2	7,318.2	7,590.7	1	1,922,684,736	0.100	100%	100%
163	Industrial	Chlor-alkali	All	OPU/ONPU	Integrated control system	4,174.9	5,217.6	5,489.6	1	1,922,684,736	0.100	100%	90%
164	Industrial	Chlor-alkali	All	OPU/ONPU	HE Dry-Type Transformers	10,227.6	11,425.6	11,697.9	1	1,922,684,736	0.100	100%	100%
165	Industrial	Chlor-alkali	All	OPU/ONPU	Advanced water heater controls	390.0	449.9	463.5	1	1,922,684,736	0.100	100%	90%
166	Industrial	Chlor-alkali	All	OPU/ONPU	Process Heat Recovery to Preheat Makeup Water	48.8	56.3	58.0	1	1,922,684,736	0.100	100%	15%
167	Industrial	Chlor-alkali	All	OPU/ONPU	Air Curtains (Oven)	37.1	42.9	44.2	1	1,922,684,736	0.100	100%	9%
168	Industrial	Chlor-alkali	All	OPU/ONPU	Insulation (Oven)	55.7	66.5	69.0	1	1,922,684,736	0.100	100%	90%
169	Industrial	Chlor-alkali	All	OPU/ONPU	Preventative Oven Maintenance	1,253.8	1,654.8	1,797.3	1	1,922,684,736	0.100	100%	100%
170	Industrial	Chlor-alkali	All	OPU/ONPU	Air Curtains (Dryer)	390.1	450.0	463.6	1	1,922,684,736	0.100	100%	9%
171	Industrial	Chlor-alkali	All	OPU/ONPU	Insulation (Dryer)	612.4	731.8	759.1	1	1,922,684,736	0.100	100%	90%
172	Industrial	Chlor-alkali	All	OPU/ONPU	Preventative Dryer Maintenance	1,253.8	1,654.8	1,797.3	1	1,922,684,736	0.100	100%	100%
173	Industrial	Chlor-alkali	All	OPU/ONPU	Preventative Furnace Maintenance	1,253.8	1,654.8	1,797.3	1	1,922,684,736	0.100	100%	0%
174	Industrial	Chlor-alkali	All	OPU/ONPU	Insulation (Furnace)	612.4	731.8	759.1	1	1,922,684,736	0.100	100%	0%
175	Industrial	Chlor-alkali	All	OPU/ONPU	Preventative Kiln Maintenance	1,253.8	1,654.8	1,797.3	1	1,922,684,736	0.100	100%	0%
176	Industrial	Chlor-alkali	All	OPU/ONPU	Insulation (Kiln)	6,124.2	7,318.2	7,590.7	1	1,922,684,736	0.100	100%	0%
177	Industrial	Chlor-alkali	All	OPU/ONPU	High Efficiency Chiller	8.2	9.5	9.8	1	1,922,684,736	0.100	100%	10%
178	Industrial	Chlor-alkali	All	OPU/ONPU	Optimized Distribution System	83.2	94.1	96.5	1	1,922,684,736	0.100	100%	93%
179	Industrial	Chlor-alkali	All	OPU/ONPU	Floating head pressure controls	309.8	371.8	385.9	1	1,922,684,736	0.100	100%	10%
180	Industrial	Chlor-alkali	All	OPU/ONPU	Premium efficiency refrigeration control system	4.7	5.6	5.8	1	1,922,684,736	0.100	100%	80%

*N/A: Measure did not pass measure level screening and therefore was not included in a program.

MEASURE DESCRIPTION						APPLICABILITY			PROGRAM
Measure ID	Sector	Sub-Sector	Building Type	End Use	Measure Name	Not Yet Adopted Rate	Annual Replacement Eligibility	Total Applicable Measure Units	Program-Measure Inclusion (if Passed Measure Screening)
121	Industrial	Small Industrial	All	Compressors	Optimized Distribution System	81%	100%	83,144,940	Machine Drive
122	Industrial	Small Industrial	All	Compressors	Minimize operating air pressure	61%	100%	62,615,325	Machine Drive
123	Industrial	Small Industrial	All	Compressors	Optimized sizing of compressor system	93%	100%	83,529,870	Machine Drive
124	Industrial	Small Industrial	All	Compressors	Optimized sizes of air receiver tanks	45%	100%	46,191,633	Machine Drive
125	Industrial	Small Industrial	All	Compressors	Use cooler air from outside for make up air	56%	100%	43,112,191	Machine Drive
126	Industrial	Small Industrial	All	Compressors	Premium Efficiency Air Dryer (compressors)	89%	100%	91,356,786	Machine Drive
127	Industrial	Small Industrial	All	Compressors	Sequencing Control	69%	100%	53,120,378	Machine Drive
128	Industrial	Small Industrial	All	Compressors	Eliminate air leaks	61%	100%	78,269,156	Machine Drive
129	Industrial	Small Industrial	All	Compressors	Synchronous Belts for Air Compressors	94%	100%	48,244,595	Machine Drive
130	Industrial	Small Industrial	All	Compressors	Replace compressed air use with mechanical or electrical	98%	100%	12,574,389	Machine Drive
131	Industrial	Small Industrial	All	Compressors	Premium efficiency ASD compressor	85%	100%	76,344,505	Machine Drive
132	Industrial	Small Industrial	All	Compressors	Compression ratio optimization (gas compressor)	34%	100%	34,900,345	Machine Drive
133	Industrial	Small Industrial	All	Compressors	Retrofit internal parts of existing centrifugal compressors	70%	100%	44,908,532	Machine Drive
134	Industrial	Small Industrial	All	Compressors	Gas compressor right sizing	63%	100%	64,668,286	Machine Drive
135	Industrial	Small Industrial	All	Compressors	Volume pocket adjustments	53%	100%	20,401,305	Machine Drive
136	Industrial	Small Industrial	All	Compressors	Minimum cylinder clearance	44%	100%	33,873,864	Machine Drive
137	Industrial	Small Industrial	All	Compressors	Synchronous Belts for Air or Gas Compressors	94%	100%	48,244,595	Machine Drive
138	Industrial	Small Industrial	All	HVAC	Air Source Heat Pump for Backup Generators	96%	100%	94,850,167	Facility HVAC
139	Industrial	Small Industrial	All	ONPU	High efficiency battery charger (for forklifts)	89%	100%	30,557,980	Other Process/Non-Process Use
140	Industrial	Small Industrial	All	HVAC	Free cooling	80%	100%	9,880,226	Facility HVAC
141	Industrial	Small Industrial	All	HVAC	Radiant Heaters	0%	0%	0	*N/A
142	Industrial	Small Industrial	All	HVAC	High efficiency non-packaged HVAC equipment	0%	0%	0	*N/A
143	Industrial	Small Industrial	All	HVAC	Seasonal Temperature Settings Adjustments	42%	100%	51,871,185	Facility HVAC
144	Industrial	Small Industrial	All	HVAC	High-efficiency rooftop AC with an EER of 13.5	70%	100%	69,161,580	Facility HVAC
145	Industrial	Small Industrial	All	HVAC	Ground Source Heat Pump	89%	100%	5,495,876	Facility HVAC
146	Industrial	Small Industrial	All	HVAC	Ventilation Heat Recovery	0%	0%	0	*N/A
147	Industrial	Small Industrial	All	HVAC	Automated Temperature Control	46%	100%	45,449,038	Facility HVAC
148	Industrial	Small Industrial	All	HVAC	Reduced Temperature Settings	42%	100%	41,496,948	Facility HVAC
149	Industrial	Small Industrial	All	HVAC	Destratification Fans	94%	100%	46,437,061	Facility HVAC
150	Industrial	Small Industrial	All	HVAC	Warehouse Loading Dock Seals	66%	100%	24,453,559	Facility HVAC
151	Industrial	Small Industrial	All	HVAC	Air Curtains	50%	100%	18,525,423	Facility HVAC
152	Industrial	Small Industrial	All	HVAC	Preventative Packaged HVAC Maintenance	36%	100%	44,461,016	Facility HVAC
153	Industrial	Small Industrial	All	HVAC	Heat Recovery from Processes to Heat Ventilation Make-up Air	0%	0%	0	*N/A
154	Industrial	Small Industrial	All	FL	High efficiency ballasts for lighting	86%	100%	79,769,499	Facility Lighting
155	Industrial	Small Industrial	All	FL	High Efficiency Light fixtures	74%	100%	68,638,871	Facility Lighting
156	Industrial	Small Industrial	All	FL	Efficient Lighting Design	96%	100%	89,045,022	Facility Lighting
157	Industrial	Small Industrial	All	FL	Lighting controls: on/off timer settings	100%	100%	74,204,185	Facility Lighting
158	Industrial	Small Industrial	All	FL	Lighting controls: occupancy sensors	99%	100%	73,462,143	Facility Lighting
159	Industrial	Small Industrial	All	HVAC	Ventilation Optimization	89%	100%	87,934,009	Facility HVAC
160	Industrial	Small Industrial	All	HVAC	Premium efficiency ventilation control with VSD	89%	100%	87,934,009	Facility HVAC
161	Industrial	Small Industrial	All	HVAC	Demand-Controlled Ventilation	99%	100%	97,814,235	Facility HVAC
162	Industrial	Chlor-alkali	All	OPU/ONPU	Sub-Metering and Interval Metering	76%	100%	146,124,040	Other Process/Non-Process Use
163	Industrial	Chlor-alkali	All	OPU/ONPU	Integrated control system	100%	100%	173,041,626	Other Process/Non-Process Use
164	Industrial	Chlor-alkali	All	OPU/ONPU	HE Dry-Type Transformers	100%	100%	192,268,474	Other Process/Non-Process Use
165	Industrial	Chlor-alkali	All	OPU/ONPU	Advanced water heater controls	83%	100%	143,624,550	Other Process/Non-Process Use
166	Industrial	Chlor-alkali	All	OPU/ONPU	Process Heat Recovery to Preheat Makeup Water	83%	100%	23,937,425	Other Process/Non-Process Use
167	Industrial	Chlor-alkali	All	OPU/ONPU	Air Curtains (Oven)	83%	100%	14,362,455	Other Process/Non-Process Use
168	Industrial	Chlor-alkali	All	OPU/ONPU	Insulation (Oven)	10%	100%	17,304,163	Other Process/Non-Process Use
169	Industrial	Chlor-alkali	All	OPU/ONPU	Preventative Oven Maintenance	15%	100%	28,840,271	Other Process/Non-Process Use
170	Industrial	Chlor-alkali	All	OPU/ONPU	Air Curtains (Dryer)	83%	100%	14,362,455	Other Process/Non-Process Use
171	Industrial	Chlor-alkali	All	OPU/ONPU	Insulation (Dryer)	10%	100%	17,304,163	Other Process/Non-Process Use
172	Industrial	Chlor-alkali	All	OPU/ONPU	Preventative Dryer Maintenance	15%	100%	28,840,271	Other Process/Non-Process Use
173	Industrial	Chlor-alkali	All	OPU/ONPU	Preventative Furnace Maintenance	100%	100%	0	Other Process/Non-Process Use
174	Industrial	Chlor-alkali	All	OPU/ONPU	Insulation (Furnace)	100%	100%	0	Other Process/Non-Process Use
175	Industrial	Chlor-alkali	All	OPU/ONPU	Preventative Kiln Maintenance	100%	100%	0	Other Process/Non-Process Use
176	Industrial	Chlor-alkali	All	OPU/ONPU	Insulation (Kiln)	100%	100%	0	Other Process/Non-Process Use
177	Industrial	Chlor-alkali	All	OPU/ONPU	High Efficiency Chiller	91%	100%	17,496,431	Other Process/Non-Process Use
178	Industrial	Chlor-alkali	All	OPU/ONPU	Optimized Distribution System	76%	100%	135,895,357	Other Process/Non-Process Use
179	Industrial	Chlor-alkali	All	OPU/ONPU	Floating head pressure controls	74%	100%	14,227,867	Other Process/Non-Process Use
180	Industrial	Chlor-alkali	All	OPU/ONPU	Premium efficiency refrigeration control system	86%	100%	132,280,710	Other Process/Non-Process Use

*N/A: Measure did not pass measure level screening and therefore was not included in a program.

MEASURE DESCRIPTION						MEASURE SELECTION				APPLICABILITY			
Measure ID	Sector	Sub-Sector	Building Type	End Use	Measure Name	Measure TRC calculated for 2014	Measure TRC calculated for 2020	Measure TRC calculated for 2022	Passed Measure Screening? (1=Yes, 0=No)	Total Sub-Sector Units	Measure Units per Sub-Sector Unit	Applicability	Technical Feasibility
181	Industrial	Chlor-alkali	All	OPU/ONPU	Smart Defrost Controls	648.7	768.5	795.8	1	1,922,684,736	0.100	100%	10%
182	Industrial	Chlor-alkali	All	OPU/ONPU	Doors, Covers and Curtains	51.8	68.4	73.0	1	1,922,684,736	0.100	100%	10%
183	Industrial	Chlor-alkali	All	OPU/ONPU	Optimized chilled water temperature and/or optimized condenser temperature	1,251.6	1,647.0	1,786.2	1	1,922,684,736	0.100	100%	80%
184	Industrial	Chlor-alkali	All	OPU/ONPU	Preventative refrigeration/cooling system maintenance	1,253.8	1,654.8	1,797.3	1	1,922,684,736	0.100	100%	100%
185	Industrial	Chlor-alkali	All	OPU/ONPU	Optimized condenser pressure	1,253.7	1,654.7	1,797.2	1	1,922,684,736	0.100	100%	80%
186	Industrial	Chlor-alkali	All	OPU/ONPU	VSD on chiller compressor	18.0	21.5	22.3	1	1,922,684,736	0.100	100%	80%
187	Industrial	Chlor-alkali	All	OPU/ONPU	Free cooling	33.2	40.8	42.6	1	1,922,684,736	0.100	100%	35%
188	Industrial	Chlor-alkali	All	OPU/ONPU	Improve insulation of refrigeration system	16.7	20.9	22.0	1	1,922,684,736	0.100	100%	80%
189	Industrial	Chlor-alkali	All	OPU/ONPU	High/Premium Efficiency Motors (Pumps)	35.5	42.2	43.8	1	1,922,684,736	0.100	100%	80%
190	Industrial	Chlor-alkali	All	OPU/ONPU	Impeller Trimming (Pump)	78.0	90.0	92.7	1	1,922,684,736	0.100	100%	15%
191	Industrial	Chlor-alkali	All	OPU/ONPU	Optimization of pumping system	30.8	36.9	38.3	1	1,922,684,736	0.100	100%	80%
192	Industrial	Chlor-alkali	All	OPU/ONPU	Premium Efficiency Control with ASDs (Pumps)	29.2	34.8	36.1	1	1,922,684,736	0.100	100%	70%
193	Industrial	Chlor-alkali	All	OPU/ONPU	Preventative Pump Maintenance	1,253.8	1,654.8	1,797.3	1	1,922,684,736	0.100	100%	100%
194	Industrial	Chlor-alkali	All	OPU/ONPU	High/Premium Efficiency Motors (Fans)	32.2	38.5	39.9	1	1,922,684,736	0.100	100%	80%
195	Industrial	Chlor-alkali	All	OPU/ONPU	Impeller Trimming or Inlet Guide Vanes	20.9	27.6	30.0	1	1,922,684,736	0.100	100%	70%
196	Industrial	Chlor-alkali	All	OPU/ONPU	Optimized duct design to improve efficiency	7.1	8.5	8.8	1	1,922,684,736	0.100	100%	80%
197	Industrial	Chlor-alkali	All	OPU/ONPU	Premium efficiency control, with ASD (Fans)	13.9	17.4	18.3	1	1,922,684,736	0.100	100%	70%
198	Industrial	Chlor-alkali	All	OPU/ONPU	Synchronous Belts (Fans)	139.1	173.9	182.9	1	1,922,684,736	0.100	100%	40%
199	Industrial	Chlor-alkali	All	OPU/ONPU	Preventative Fan Maintenance	1,253.8	1,654.8	1,797.3	1	1,922,684,736	0.100	100%	100%
200	Industrial	Chlor-alkali	All	OPU/ONPU	Premium Efficiency Control with ASDs (Other motors)	29.2	34.8	36.1	1	1,922,684,736	0.100	100%	70%
201	Industrial	Chlor-alkali	All	OPU/ONPU	High/Premium Efficiency Motors	36.0	43.0	44.6	1	1,922,684,736	0.100	100%	80%
202	Industrial	Chlor-alkali	All	OPU/ONPU	Correctly sized motors	55.7	66.5	69.0	1	1,922,684,736	0.100	100%	70%
203	Industrial	Chlor-alkali	All	OPU/ONPU	Optimized motor control	612.4	731.8	759.1	1	1,922,684,736	0.100	100%	70%
204	Industrial	Chlor-alkali	All	OPU/ONPU	Synchronous Belts	417.4	521.6	548.8	1	1,922,684,736	0.100	100%	40%
205	Industrial	Chlor-alkali	All	OPU/ONPU	Preventative Motor Maintenance	1,253.8	1,654.8	1,797.3	1	1,922,684,736	0.100	100%	100%
206	Industrial	Chlor-alkali	All	OPU/ONPU	Premium efficiency ASD compressor	5.2	6.5	6.8	1	1,922,684,736	0.100	100%	80%
207	Industrial	Chlor-alkali	All	OPU/ONPU	Optimized Distribution System	69.6	87.0	91.5	1	1,922,684,736	0.100	100%	80%
208	Industrial	Chlor-alkali	All	OPU/ONPU	Minimize operating air pressure	438.4	530.3	617.5	1	1,922,684,736	0.100	100%	80%
209	Industrial	Chlor-alkali	All	OPU/ONPU	Optimized sizing of compressor system	20.0	23.1	23.8	1	1,922,684,736	0.100	100%	70%
210	Industrial	Chlor-alkali	All	OPU/ONPU	Optimized sizes of air receiver tanks	20.9	26.1	27.5	1	1,922,684,736	0.100	100%	80%
211	Industrial	Chlor-alkali	All	OPU/ONPU	Use cooler air from outside for make up air	7,802.6	9,001.9	9,274.5	1	1,922,684,736	0.100	100%	60%
212	Industrial	Chlor-alkali	All	OPU/ONPU	Premium Efficiency Air Dryer (compressors)	36.9	42.4	43.7	1	1,922,684,736	0.100	100%	80%
213	Industrial	Chlor-alkali	All	OPU/ONPU	Sequencing Control	25.9	34.2	36.5	1	1,922,684,736	0.100	100%	75%
214	Industrial	Chlor-alkali	All	OPU/ONPU	Eliminate air leaks	25.1	33.1	35.9	1	1,922,684,736	0.100	100%	100%
215	Industrial	Chlor-alkali	All	OPU/ONPU	Synchronous Belts for Air Compressors	417.4	521.6	548.8	1	1,922,684,736	0.100	100%	40%
216	Industrial	Chlor-alkali	All	OPU/ONPU	Replace compressed air use with mechanical or electrical	35.5	40.9	42.1	1	1,922,684,736	0.100	100%	10%
217	Industrial	Chlor-alkali	All	OPU/ONPU	Premium efficiency ASD compressor	8.6	10.7	11.3	1	1,922,684,736	0.100	100%	0%
218	Industrial	Chlor-alkali	All	OPU/ONPU	Compression ratio optimization (gas compressor)	780.1	900.0	927.2	1	1,922,684,736	0.100	100%	0%
219	Industrial	Chlor-alkali	All	OPU/ONPU	Retrofit internal parts of existing centrifugal compressors	78.0	90.0	92.7	1	1,922,684,736	0.100	100%	0%
220	Industrial	Chlor-alkali	All	OPU/ONPU	Gas compressor right sizing	11.0	13.7	14.4	1	1,922,684,736	0.100	100%	0%
221	Industrial	Chlor-alkali	All	OPU/ONPU	Volume pocket adjustments	7,802.1	9,001.1	9,273.6	1	1,922,684,736	0.100	100%	0%
222	Industrial	Chlor-alkali	All	OPU/ONPU	Minimum cylinder clearance	103.6	136.7	146.1	1	1,922,684,736	0.100	100%	0%
223	Industrial	Chlor-alkali	All	OPU/ONPU	Synchronous Belts for Air or Gas Compressors	417.4	521.6	548.8	1	1,922,684,736	0.100	100%	0%
224	Industrial	Chlor-alkali	All	OPU/ONPU	Air Source Heat Pump for Backup Generators	2.4	2.8	2.9	1	1,922,684,736	0.100	100%	80%
225	Industrial	Chlor-alkali	All	OPU/ONPU	High efficiency battery charger (for forklifts)	55.7	64.3	66.2	1	1,922,684,736	0.100	100%	100%
226	Industrial	Chlor-alkali	All	OPU/ONPU	Free cooling	55.8	66.7	69.1	1	1,922,684,736	0.100	100%	10%
227	Industrial	Chlor-alkali	All	OPU/ONPU	Radiant Heaters	>1.0 (Cost = $0)	>1.0 (Cost = $0)	>1.0 (Cost = $0)	0	0	0.000	0%	0%
228	Industrial	Chlor-alkali	All	OPU/ONPU	High efficiency non-packaged HVAC equipment	0.5	0.5	0.5	0	0	0.000	0%	0%
229	Industrial	Chlor-alkali	All	OPU/ONPU	Seasonal Temperature Settings Adjustments	1,253.7	1,654.7	1,797.1	1	1,922,684,736	0.100	100%	100%
230	Industrial	Chlor-alkali	All	OPU/ONPU	High-efficiency rooftop AC with an EER of 13.5	15.3	18.3	19.0	1	1,922,684,736	0.100	100%	80%
231	Industrial	Chlor-alkali	All	OPU/ONPU	Ground Source Heat Pump	1.5	1.7	1.8	1	1,922,684,736	0.100	100%	5%
232	Industrial	Chlor-alkali	All	OPU/ONPU	Ventilation Heat Recovery	0.9	1.0	1.0	1	1,922,684,736	0.100	100%	40%
233	Industrial	Chlor-alkali	All	OPU/ONPU	Automated Temperature Control	53.8	60.9	62.5	1	1,922,684,736	0.100	100%	80%
234	Industrial	Chlor-alkali	All	OPU/ONPU	Reduced Temperature Settings	1,253.7	1,654.7	1,797.1	1	1,922,684,736	0.100	100%	80%
235	Industrial	Chlor-alkali	All	OPU/ONPU	Destratification Fans	32.5	37.5	38.6	1	1,922,684,736	0.100	100%	30%
236	Industrial	Chlor-alkali	All	OPU/ONPU	Warehouse Loading Dock Seals	8.0	10.0	10.6	1	1,922,684,736	0.100	100%	30%
237	Industrial	Chlor-alkali	All	OPU/ONPU	Air Curtains	5.9	7.1	7.4	1	1,922,684,736	0.100	100%	20%
238	Industrial	Chlor-alkali	All	OPU/ONPU	Preventative Packaged HVAC Maintenance	1,253.8	1,654.8	1,797.3	1	1,922,684,736	0.100	100%	100%
239	Industrial	Chlor-alkali	All	OPU/ONPU	Heat Recovery from Processes to Heat Ventilation Make-up Air	0.2	0.2	0.2	0	0	0.000	0%	0%
240	Industrial	Chlor-alkali	All	OPU/ONPU	High efficiency ballasts for lighting	57.9	72.2	75.7	1	1,922,684,736	0.100	100%	100%

*N/A: Measure did not pass measure level screening and therefore was not included in a program.

MEASURE DESCRIPTION						APPLICABILITY			PROGRAM
Measure ID	Sector	Sub-Sector	Building Type	End Use	Measure Name	Not Yet Adopted Rate	Annual Replacement Eligibility	Total Applicable Measure Units	Program-Measure Inclusion (if Passed Measure Screening)
181	Industrial	Chlor-alkali	All	OPU/ONPU	Smart Defrost Controls	91%	100%	17,496,431	Other Process/Non-Process Use
182	Industrial	Chlor-alkali	All	OPU/ONPU	Doors, Covers and Curtains	75%	100%	14,420,136	Other Process/Non-Process Use
183	Industrial	Chlor-alkali	All	OPU/ONPU	Optimized chilled water temperature and/or optimized condenser temperature	86%	100%	132,280,710	Other Process/Non-Process Use
184	Industrial	Chlor-alkali	All	OPU/ONPU	Preventative refrigeration/cooling system maintenance	15%	100%	28,840,271	Other Process/Non-Process Use
185	Industrial	Chlor-alkali	All	OPU/ONPU	Optimized condenser pressure	86%	100%	132,280,710	Other Process/Non-Process Use
186	Industrial	Chlor-alkali	All	OPU/ONPU	VSD on chiller compressor	86%	100%	132,280,710	Other Process/Non-Process Use
187	Industrial	Chlor-alkali	All	OPU/ONPU	Free cooling	60%	100%	40,376,379	Other Process/Non-Process Use
188	Industrial	Chlor-alkali	All	OPU/ONPU	Improve insulation of refrigeration system	43%	100%	66,140,355	Other Process/Non-Process Use
189	Industrial	Chlor-alkali	All	OPU/ONPU	High/Premium Efficiency Motors (Pumps)	78%	100%	119,975,528	Other Process/Non-Process Use
190	Industrial	Chlor-alkali	All	OPU/ONPU	Impeller Trimming (Pump)	98%	100%	28,263,466	Other Process/Non-Process Use
191	Industrial	Chlor-alkali	All	OPU/ONPU	Optimization of pumping system	93%	100%	143,047,744	Other Process/Non-Process Use
192	Industrial	Chlor-alkali	All	OPU/ONPU	Premium Efficiency Control with ASDs (Pumps)	85%	100%	114,399,742	Other Process/Non-Process Use
193	Industrial	Chlor-alkali	All	OPU/ONPU	Preventative Pump Maintenance	37%	100%	71,139,335	Other Process/Non-Process Use
194	Industrial	Chlor-alkali	All	OPU/ONPU	High/Premium Efficiency Motors (Fans)	25%	100%	38,453,695	Other Process/Non-Process Use
195	Industrial	Chlor-alkali	All	OPU/ONPU	Impeller Trimming or Inlet Guide Vanes	48%	100%	64,602,207	Other Process/Non-Process Use
196	Industrial	Chlor-alkali	All	OPU/ONPU	Optimized duct design to improve efficiency	59%	100%	90,750,720	Other Process/Non-Process Use
197	Industrial	Chlor-alkali	All	OPU/ONPU	Premium efficiency control, with ASD (Fans)	40%	100%	53,835,173	Other Process/Non-Process Use
198	Industrial	Chlor-alkali	All	OPU/ONPU	Synchronous Belts (Fans)	100%	100%	76,907,389	Other Process/Non-Process Use
199	Industrial	Chlor-alkali	All	OPU/ONPU	Preventative Fan Maintenance	37%	100%	71,139,335	Other Process/Non-Process Use
200	Industrial	Chlor-alkali	All	OPU/ONPU	Premium Efficiency Control with ASDs (Other motors)	63%	100%	84,790,397	Other Process/Non-Process Use
201	Industrial	Chlor-alkali	All	OPU/ONPU	High/Premium Efficiency Motors	25%	100%	38,453,695	Other Process/Non-Process Use
202	Industrial	Chlor-alkali	All	OPU/ONPU	Correctly sized motors	98%	100%	131,896,173	Other Process/Non-Process Use
203	Industrial	Chlor-alkali	All	OPU/ONPU	Optimized motor control	77%	100%	103,632,707	Other Process/Non-Process Use
204	Industrial	Chlor-alkali	All	OPU/ONPU	Synchronous Belts	78%	100%	59,987,764	Other Process/Non-Process Use
205	Industrial	Chlor-alkali	All	OPU/ONPU	Preventative Motor Maintenance	37%	100%	71,139,335	Other Process/Non-Process Use
206	Industrial	Chlor-alkali	All	OPU/ONPU	Premium efficiency ASD compressor	85%	100%	130,742,562	Other Process/Non-Process Use
207	Industrial	Chlor-alkali	All	OPU/ONPU	Optimized Distribution System	79%	100%	121,513,675	Other Process/Non-Process Use
208	Industrial	Chlor-alkali	All	OPU/ONPU	Minimize operating air pressure	15%	100%	23,072,217	Other Process/Non-Process Use
209	Industrial	Chlor-alkali	All	OPU/ONPU	Optimized sizing of compressor system	79%	100%	106,324,466	Other Process/Non-Process Use
210	Industrial	Chlor-alkali	All	OPU/ONPU	Optimized sizes of air receiver tanks	27%	100%	41,529,990	Other Process/Non-Process Use
211	Industrial	Chlor-alkali	All	OPU/ONPU	Use cooler air from outside for make up air	39%	100%	44,990,823	Other Process/Non-Process Use
212	Industrial	Chlor-alkali	All	OPU/ONPU	Premium Efficiency Air Dryer (compressors)	85%	100%	130,742,562	Other Process/Non-Process Use
213	Industrial	Chlor-alkali	All	OPU/ONPU	Sequencing Control	63%	100%	90,846,854	Other Process/Non-Process Use
214	Industrial	Chlor-alkali	All	OPU/ONPU	Eliminate air leaks	15%	100%	28,840,271	Other Process/Non-Process Use
215	Industrial	Chlor-alkali	All	OPU/ONPU	Synchronous Belts for Air Compressors	93%	100%	71,523,872	Other Process/Non-Process Use
216	Industrial	Chlor-alkali	All	OPU/ONPU	Replace compressed air use with mechanical or electrical	95%	100%	18,265,505	Other Process/Non-Process Use
217	Industrial	Chlor-alkali	All	OPU/ONPU	Premium efficiency ASD compressor	100%	100%	0	Other Process/Non-Process Use
218	Industrial	Chlor-alkali	All	OPU/ONPU	Compression ratio optimization (gas compressor)	100%	100%	0	Other Process/Non-Process Use
219	Industrial	Chlor-alkali	All	OPU/ONPU	Retrofit internal parts of existing centrifugal compressors	100%	100%	0	Other Process/Non-Process Use
220	Industrial	Chlor-alkali	All	OPU/ONPU	Gas compressor right sizing	100%	100%	0	Other Process/Non-Process Use
221	Industrial	Chlor-alkali	All	OPU/ONPU	Volume pocket adjustments	100%	100%	0	Other Process/Non-Process Use
222	Industrial	Chlor-alkali	All	OPU/ONPU	Minimum cylinder clearance	100%	100%	0	Other Process/Non-Process Use
223	Industrial	Chlor-alkali	All	OPU/ONPU	Synchronous Belts for Air or Gas Compressors	100%	100%	0	Other Process/Non-Process Use
224	Industrial	Chlor-alkali	All	OPU/ONPU	Air Source Heat Pump for Backup Generators	95%	100%	146,124,040	Other Process/Non-Process Use
225	Industrial	Chlor-alkali	All	OPU/ONPU	High efficiency battery charger (for forklifts)	85%	100%	163,428,203	Other Process/Non-Process Use
226	Industrial	Chlor-alkali	All	OPU/ONPU	Free cooling	60%	100%	11,536,108	Other Process/Non-Process Use
227	Industrial	Chlor-alkali	All	OPU/ONPU	Radiant Heaters	0%	0%	0	*N/A
228	Industrial	Chlor-alkali	All	OPU/ONPU	High efficiency non-packaged HVAC equipment	0%	0%	0	*N/A
229	Industrial	Chlor-alkali	All	OPU/ONPU	Seasonal Temperature Settings Adjustments	45%	100%	86,520,813	Other Process/Non-Process Use
230	Industrial	Chlor-alkali	All	OPU/ONPU	High-efficiency rooftop AC with an EER of 13.5	60%	100%	92,288,867	Other Process/Non-Process Use
231	Industrial	Chlor-alkali	All	OPU/ONPU	Ground Source Heat Pump	93%	100%	8,940,484	Other Process/Non-Process Use
232	Industrial	Chlor-alkali	All	OPU/ONPU	Ventilation Heat Recovery	76%	100%	58,449,616	Other Process/Non-Process Use
233	Industrial	Chlor-alkali	All	OPU/ONPU	Automated Temperature Control	45%	100%	69,216,650	Other Process/Non-Process Use
234	Industrial	Chlor-alkali	All	OPU/ONPU	Reduced Temperature Settings	45%	100%	69,216,650	Other Process/Non-Process Use
235	Industrial	Chlor-alkali	All	OPU/ONPU	Destratification Fans	90%	100%	51,912,488	Other Process/Non-Process Use
236	Industrial	Chlor-alkali	All	OPU/ONPU	Warehouse Loading Dock Seals	52%	100%	29,993,882	Other Process/Non-Process Use
237	Industrial	Chlor-alkali	All	OPU/ONPU	Air Curtains	43%	100%	16,535,089	Other Process/Non-Process Use
238	Industrial	Chlor-alkali	All	OPU/ONPU	Preventative Packaged HVAC Maintenance	15%	100%	28,840,271	Other Process/Non-Process Use
239	Industrial	Chlor-alkali	All	OPU/ONPU	Heat Recovery from Processes to Heat Ventilation Make-up Air	0%	0%	0	*N/A
240	Industrial	Chlor-alkali	All	OPU/ONPU	High efficiency ballasts for lighting	83%	100%	159,582,833	Other Process/Non-Process Use

*N/A: Measure did not pass measure level screening and therefore was not included in a program.

MEASURE DESCRIPTION						MEASURE SELECTION				APPLICABILITY			
Measure ID	Sector	Sub-Sector	Building Type	End Use	Measure Name	Measure TRC calculated for 2014	Measure TRC calculated for 2020	Measure TRC calculated for 2022	Passed Measure Screening? (1=Yes, 0=No)	Total Sub-Sector Units	Measure Units per Sub-Sector Unit	Applicability	Technical Feasibility
241	Industrial	Chlor-alkali	All	OPU/ONPU	High Efficiency Light fixtures	8.9	10.6	10.9	1	1,922,684,736	0.100	100%	100%
242	Industrial	Chlor-alkali	All	OPU/ONPU	Efficient Lighting Design	29.9	35.5	36.8	1	1,922,684,736	0.100	100%	100%
243	Industrial	Chlor-alkali	All	OPU/ONPU	Lighting controls: on/off timer settings	20.9	27.1	28.7	1	1,922,684,736	0.100	100%	80%
244	Industrial	Chlor-alkali	All	OPU/ONPU	Lighting controls: occupancy sensors	1.8	2.3	2.4	1	1,922,684,736	0.100	100%	80%
245	Industrial	Chlor-alkali	All	OPU/ONPU	Ventilation Optimization	7.1	8.5	8.8	1	1,922,684,736	0.100	100%	80%
246	Industrial	Chlor-alkali	All	OPU/ONPU	Premium efficiency ventilation control with VSD	13.9	17.4	18.3	1	1,922,684,736	0.100	100%	80%
247	Industrial	Chlor-alkali	All	OPU/ONPU	Demand-Controlled Ventilation	3.6	4.3	4.4	1	1,922,684,736	0.100	100%	80%
248	Industrial	Pulp & Paper	All	Machine Drive	Sub-Metering and Interval Metering	6,124.2	7,318.2	7,590.7	1	440,878,757	0.920	100%	100%
249	Industrial	Pulp & Paper	All	Machine Drive	Integrated control system	4,174.9	5,217.6	5,489.6	1	440,878,757	0.920	100%	92%
250	Industrial	Pulp & Paper	All	ONPU	HE Dry-Type Transformers	10,227.6	11,425.6	11,697.9	1	440,878,757	0.080	100%	100%
251	Industrial	Pulp & Paper	All	ONPU	Advanced water heater controls	390.0	449.9	463.5	1	440,878,757	0.080	100%	90%
252	Industrial	Pulp & Paper	All	ONPU	Process Heat Recovery to Preheat Makeup Water	48.8	56.3	58.0	1	440,878,757	0.080	100%	90%
253	Industrial	Pulp & Paper	All	ONPU	Air Curtains (Oven)	37.1	42.9	44.2	1	440,878,757	0.080	100%	9%
254	Industrial	Pulp & Paper	All	ONPU	Insulation (Oven)	55.7	66.5	69.0	1	440,878,757	0.080	100%	90%
255	Industrial	Pulp & Paper	All	ONPU	Preventative Oven Maintenance	1,253.8	1,654.8	1,797.3	1	440,878,757	0.080	100%	100%
256	Industrial	Pulp & Paper	All	ONPU	Air Curtains (Dryer)	390.1	450.0	463.6	1	440,878,757	0.080	100%	9%
257	Industrial	Pulp & Paper	All	ONPU	Insulation (Dryer)	612.4	731.8	759.1	1	440,878,757	0.080	100%	95%
258	Industrial	Pulp & Paper	All	ONPU	Preventative Dryer Maintenance	1,253.8	1,654.8	1,797.3	1	440,878,757	0.080	100%	100%
259	Industrial	Pulp & Paper	All	ONPU	Preventative Furnace Maintenance	1,253.8	1,654.8	1,797.3	1	440,878,757	0.080	100%	0%
260	Industrial	Pulp & Paper	All	ONPU	Insulation (Furnace)	612.4	731.8	759.1	1	440,878,757	0.080	100%	0%
261	Industrial	Pulp & Paper	All	ONPU	Preventative Kiln Maintenance	1,253.8	1,654.8	1,797.3	1	440,878,757	0.080	100%	0%
262	Industrial	Pulp & Paper	All	ONPU	Insulation (Kiln)	6,124.2	7,318.2	7,590.7	1	440,878,757	0.080	100%	0%
263	Industrial	Pulp & Paper	All	ONPU	High Efficiency Chiller	8.2	9.5	9.8	1	440,878,757	0.080	100%	10%
264	Industrial	Pulp & Paper	All	ONPU	Optimized Distribution System	83.2	94.1	96.5	1	440,878,757	0.080	100%	80%
265	Industrial	Pulp & Paper	All	ONPU	Floating head pressure controls	309.8	371.8	385.9	1	440,878,757	0.080	100%	10%
266	Industrial	Pulp & Paper	All	ONPU	Premium efficiency refrigeration control system	4.7	5.6	5.8	1	440,878,757	0.080	100%	80%
267	Industrial	Pulp & Paper	All	ONPU	Smart Defrost Controls	648.7	768.5	795.8	1	440,878,757	0.080	100%	10%
268	Industrial	Pulp & Paper	All	ONPU	Doors, Covers and Curtains	51.8	68.4	73.0	1	440,878,757	0.080	100%	10%
269	Industrial	Pulp & Paper	All	ONPU	Optimized chilled water temperature and/or optimized condenser temperature	1,251.6	1,647.0	1,786.2	1	440,878,757	0.080	100%	35%
270	Industrial	Pulp & Paper	All	ONPU	Preventative refrigeration/cooling system maintenance	1,253.8	1,654.8	1,797.3	1	440,878,757	0.080	100%	100%
271	Industrial	Pulp & Paper	All	ONPU	Optimized condenser pressure	1,253.7	1,654.7	1,797.2	1	440,878,757	0.080	100%	35%
272	Industrial	Pulp & Paper	All	ONPU	VSD on chiller compressor	18.0	21.5	22.3	1	440,878,757	0.080	100%	80%
273	Industrial	Pulp & Paper	All	ONPU	Free cooling	33.2	40.8	42.6	1	440,878,757	0.080	100%	35%
274	Industrial	Pulp & Paper	All	ONPU	Improve insulation of refrigeration system	16.7	20.9	22.0	1	440,878,757	0.080	100%	80%
275	Industrial	Pulp & Paper	All	Pumps	High/Premium Efficiency Motors (Pumps)	35.5	42.2	43.8	1	440,878,757	0.290	100%	80%
276	Industrial	Pulp & Paper	All	Pumps	Impeller Trimming (Pump)	78.0	90.0	92.7	1	440,878,757	0.290	100%	15%
277	Industrial	Pulp & Paper	All	Pumps	Optimization of pumping system	30.8	36.9	38.3	1	440,878,757	0.290	100%	80%
278	Industrial	Pulp & Paper	All	Pumps	Premium Efficiency Control with ASDs (Pumps)	29.2	34.8	36.1	1	440,878,757	0.290	100%	70%
279	Industrial	Pulp & Paper	All	Pumps	Preventative Pump Maintenance	1,253.8	1,654.8	1,797.3	1	440,878,757	0.290	100%	100%
280	Industrial	Pulp & Paper	All	Fans	High/Premium Efficiency Motors (Fans)	32.2	38.5	39.9	1	440,878,757	0.179	100%	80%
281	Industrial	Pulp & Paper	All	Fans	Impeller Trimming or Inlet Guide Vanes	20.9	27.6	30.0	1	440,878,757	0.179	100%	70%
282	Industrial	Pulp & Paper	All	HVAC	Optimized duct design to improve efficiency	7.1	8.5	8.8	1	440,878,757	0.000	100%	80%
283	Industrial	Pulp & Paper	All	Fans	Premium efficiency control, with ASD (Fans)	13.9	17.4	18.3	1	440,878,757	0.179	100%	70%
284	Industrial	Pulp & Paper	All	Fans	Synchronous Belts (Fans)	139.1	173.9	182.9	1	440,878,757	0.179	100%	40%
285	Industrial	Pulp & Paper	All	Fans	Preventative Fan Maintenance	1,253.8	1,654.8	1,797.3	1	440,878,757	0.179	100%	100%
286	Industrial	Pulp & Paper	All	Motor - Other Applications	Premium Efficiency Control with ASDs (Other motors)	29.2	34.8	36.1	1	440,878,757	0.420	100%	70%
287	Industrial	Pulp & Paper	All	Motor - Other Applications	High/Premium Efficiency Motors	36.0	43.0	44.6	1	440,878,757	0.420	100%	80%
288	Industrial	Pulp & Paper	All	Motor - Other Applications	Correctly sized motors	55.7	66.5	69.0	1	440,878,757	0.420	100%	70%
289	Industrial	Pulp & Paper	All	Motor - Other Applications	Optimized motor control	612.4	731.8	759.1	1	440,878,757	0.420	100%	70%
290	Industrial	Pulp & Paper	All	Motor - Other Applications	Synchronous Belts	417.4	521.6	548.8	1	440,878,757	0.420	100%	40%
291	Industrial	Pulp & Paper	All	Motor - Other Applications	Preventative Motor Maintenance	1,253.8	1,654.8	1,797.3	1	440,878,757	0.420	100%	100%
292	Industrial	Pulp & Paper	All	Compressors	Premium efficiency ASD compressor	5.2	6.5	6.8	1	440,878,757	0.041	100%	80%
293	Industrial	Pulp & Paper	All	Compressors	Optimized Distribution System	69.6	87.0	91.5	1	440,878,757	0.041	100%	90%
294	Industrial	Pulp & Paper	All	Compressors	Minimize operating air pressure	438.4	530.3	617.5	1	440,878,757	0.041	100%	80%
295	Industrial	Pulp & Paper	All	Compressors	Optimized sizing of compressor system	20.0	23.1	23.8	1	440,878,757	0.041	100%	70%
296	Industrial	Pulp & Paper	All	Compressors	Optimized sizes of air receiver tanks	20.9	26.1	27.5	1	440,878,757	0.041	100%	80%
297	Industrial	Pulp & Paper	All	Compressors	Use cooler air from outside for make up air	7,802.6	9,001.9	9,274.5	1	440,878,757	0.041	100%	60%
298	Industrial	Pulp & Paper	All	Compressors	Premium Efficiency Air Dryer (compressors)	36.9	42.4	43.7	1	440,878,757	0.041	100%	80%
299	Industrial	Pulp & Paper	All	Compressors	Sequencing Control	25.9	34.2	36.5	1	440,878,757	0.041	100%	75%
300	Industrial	Pulp & Paper	All	Compressors	Eliminate air leaks	25.1	33.1	35.9	1	440,878,757	0.041	100%	100%

*N/A: Measure did not pass measure level screening and therefore was not included in a program.

MEASURE DESCRIPTION						APPLICABILITY			PROGRAM
Measure ID	Sector	Sub-Sector	Building Type	End Use	Measure Name	Not Yet Adopted Rate	Annual Replacement Eligibility	Total Applicable Measure Units	Program-Measure Inclusion (if Passed Measure Screening)
241	Industrial	Chlor-alkali	All	OPU/ONPU	High Efficiency Light fixtures	83%	100%	159,582,833	Other Process/Non-Process Use
242	Industrial	Chlor-alkali	All	OPU/ONPU	Efficient Lighting Design	89%	100%	171,118,942	Other Process/Non-Process Use
243	Industrial	Chlor-alkali	All	OPU/ONPU	Lighting controls: on/off timer settings	100%	100%	153,814,779	Other Process/Non-Process Use
244	Industrial	Chlor-alkali	All	OPU/ONPU	Lighting controls: occupancy sensors	98%	100%	150,738,483	Other Process/Non-Process Use
245	Industrial	Chlor-alkali	All	OPU/ONPU	Ventilation Optimization	85%	100%	130,742,562	Other Process/Non-Process Use
246	Industrial	Chlor-alkali	All	OPU/ONPU	Premium efficiency ventilation control with VSD	85%	100%	130,742,562	Other Process/Non-Process Use
247	Industrial	Chlor-alkali	All	OPU/ONPU	Demand-Controlled Ventilation	98%	100%	150,738,483	Other Process/Non-Process Use
248	Industrial	Pulp & Paper	All	Machine Drive	Sub-Metering and Interval Metering	75%	100%	304,206,342	Machine Drive
249	Industrial	Pulp & Paper	All	Machine Drive	Integrated control system	50%	100%	186,579,890	Machine Drive
250	Industrial	Pulp & Paper	All	ONPU	HE Dry-Type Transformers	100%	100%	35,270,301	Other Process/Non-Process Use
251	Industrial	Pulp & Paper	All	ONPU	Advanced water heater controls	60%	100%	19,045,962	Other Process/Non-Process Use
252	Industrial	Pulp & Paper	All	ONPU	Process Heat Recovery to Preheat Makeup Water	75%	100%	23,807,453	Other Process/Non-Process Use
253	Industrial	Pulp & Paper	All	ONPU	Air Curtains (Oven)	80%	100%	2,539,462	Other Process/Non-Process Use
254	Industrial	Pulp & Paper	All	ONPU	Insulation (Oven)	40%	100%	12,697,308	Other Process/Non-Process Use
255	Industrial	Pulp & Paper	All	ONPU	Preventative Oven Maintenance	15%	100%	5,290,545	Other Process/Non-Process Use
256	Industrial	Pulp & Paper	All	ONPU	Air Curtains (Dryer)	80%	100%	2,539,462	Other Process/Non-Process Use
257	Industrial	Pulp & Paper	All	ONPU	Insulation (Dryer)	40%	100%	13,402,714	Other Process/Non-Process Use
258	Industrial	Pulp & Paper	All	ONPU	Preventative Dryer Maintenance	15%	100%	5,290,545	Other Process/Non-Process Use
259	Industrial	Pulp & Paper	All	ONPU	Preventative Furnace Maintenance	100%	100%	0	Other Process/Non-Process Use
260	Industrial	Pulp & Paper	All	ONPU	Insulation (Furnace)	100%	100%	0	Other Process/Non-Process Use
261	Industrial	Pulp & Paper	All	ONPU	Preventative Kiln Maintenance	100%	100%	0	Other Process/Non-Process Use
262	Industrial	Pulp & Paper	All	ONPU	Insulation (Kiln)	100%	100%	0	Other Process/Non-Process Use
263	Industrial	Pulp & Paper	All	ONPU	High Efficiency Chiller	96%	100%	3,385,949	Other Process/Non-Process Use
264	Industrial	Pulp & Paper	All	ONPU	Optimized Distribution System	97%	100%	27,369,753	Other Process/Non-Process Use
265	Industrial	Pulp & Paper	All	ONPU	Floating head pressure controls	97%	100%	3,421,219	Other Process/Non-Process Use
266	Industrial	Pulp & Paper	All	ONPU	Premium efficiency refrigeration control system	87%	100%	24,548,129	Other Process/Non-Process Use
267	Industrial	Pulp & Paper	All	ONPU	Smart Defrost Controls	90%	100%	3,174,327	Other Process/Non-Process Use
268	Industrial	Pulp & Paper	All	ONPU	Doors, Covers and Curtains	79%	100%	2,786,354	Other Process/Non-Process Use
269	Industrial	Pulp & Paper	All	ONPU	Optimized chilled water temperature and/or optimized condenser temperature	87%	100%	10,739,807	Other Process/Non-Process Use
270	Industrial	Pulp & Paper	All	ONPU	Preventative refrigeration/cooling system maintenance	15%	100%	5,290,545	Other Process/Non-Process Use
271	Industrial	Pulp & Paper	All	ONPU	Optimized condenser pressure	87%	100%	10,739,807	Other Process/Non-Process Use
272	Industrial	Pulp & Paper	All	ONPU	VSD on chiller compressor	87%	100%	24,548,129	Other Process/Non-Process Use
273	Industrial	Pulp & Paper	All	ONPU	Free cooling	100%	100%	12,344,605	Other Process/Non-Process Use
274	Industrial	Pulp & Paper	All	ONPU	Improve insulation of refrigeration system	75%	100%	21,162,180	Other Process/Non-Process Use
275	Industrial	Pulp & Paper	All	Pumps	High/Premium Efficiency Motors (Pumps)	94%	100%	96,080,531	Machine Drive
276	Industrial	Pulp & Paper	All	Pumps	Impeller Trimming (Pump)	95%	100%	18,206,750	Machine Drive
277	Industrial	Pulp & Paper	All	Pumps	Optimization of pumping system	92%	100%	94,036,265	Machine Drive
278	Industrial	Pulp & Paper	All	Pumps	Premium Efficiency Control with ASDs (Pumps)	54%	100%	48,295,799	Machine Drive
279	Industrial	Pulp & Paper	All	Pumps	Preventative Pump Maintenance	31%	100%	39,607,666	Machine Drive
280	Industrial	Pulp & Paper	All	Fans	High/Premium Efficiency Motors (Fans)	96%	100%	60,743,922	Machine Drive
281	Industrial	Pulp & Paper	All	Fans	Impeller Trimming or Inlet Guide Vanes	98%	100%	54,258,243	Machine Drive
282	Industrial	Pulp & Paper	All	HVAC	Optimized duct design to improve efficiency	92%	100%	0	Facility HVAC
283	Industrial	Pulp & Paper	All	Fans	Premium efficiency control, with ASD (Fans)	89%	100%	49,275,343	Machine Drive
284	Industrial	Pulp & Paper	All	Fans	Synchronous Belts (Fans)	100%	100%	31,637,460	Machine Drive
285	Industrial	Pulp & Paper	All	Fans	Preventative Fan Maintenance	31%	100%	24,519,031	Machine Drive
286	Industrial	Pulp & Paper	All	Motor - Other Applications	Premium Efficiency Control with ASDs (Other motors)	72%	100%	93,325,215	Machine Drive
287	Industrial	Pulp & Paper	All	Motor - Other Applications	High/Premium Efficiency Motors	96%	100%	142,209,852	Machine Drive
288	Industrial	Pulp & Paper	All	Motor - Other Applications	Correctly sized motors	95%	100%	123,137,437	Machine Drive
289	Industrial	Pulp & Paper	All	Motor - Other Applications	Optimized motor control	90%	100%	116,656,519	Machine Drive
290	Industrial	Pulp & Paper	All	Motor - Other Applications	Synchronous Belts	100%	100%	74,067,631	Machine Drive
291	Industrial	Pulp & Paper	All	Motor - Other Applications	Preventative Motor Maintenance	31%	100%	57,402,414	Machine Drive
292	Industrial	Pulp & Paper	All	Compressors	Premium efficiency ASD compressor	95%	100%	13,871,809	Machine Drive
293	Industrial	Pulp & Paper	All	Compressors	Optimized Distribution System	83%	100%	13,634,528	Machine Drive
294	Industrial	Pulp & Paper	All	Compressors	Minimize operating air pressure	45%	100%	6,570,857	Machine Drive
295	Industrial	Pulp & Paper	All	Compressors	Optimized sizing of compressor system	93%	100%	11,882,300	Machine Drive
296	Industrial	Pulp & Paper	All	Compressors	Optimized sizes of air receiver tanks	40%	100%	5,840,762	Machine Drive
297	Industrial	Pulp & Paper	All	Compressors	Use cooler air from outside for make up air	35%	100%	3,833,000	Machine Drive
298	Industrial	Pulp & Paper	All	Compressors	Premium Efficiency Air Dryer (compressors)	95%	100%	13,871,809	Machine Drive
299	Industrial	Pulp & Paper	All	Compressors	Sequencing Control	85%	100%	11,635,893	Machine Drive
300	Industrial	Pulp & Paper	All	Compressors	Eliminate air leaks	45%	100%	8,213,571	Machine Drive

*N/A: Measure did not pass measure level screening and therefore was not included in a program.

MEASURE DESCRIPTION						MEASURE SELECTION				APPLICABILITY			
Measure ID	Sector	Sub-Sector	Building Type	End Use	Measure Name	Measure TRC calculated for 2014	Measure TRC calculated for 2020	Measure TRC calculated for 2022	Passed Measure Screening? (1=Yes, 0=No)	Total Sub-Sector Units	Measure Units per Sub-Sector Unit	Applicability	Technical Feasibility
301	Industrial	Pulp & Paper	All	Compressors	Synchronous Belts for Air Compressors	417.4	521.6	548.8	1	440,878,757	0.041	100%	40%
302	Industrial	Pulp & Paper	All	Compressors	Replace compressed air use with mechanical or electrical	35.5	40.9	42.1	1	440,878,757	0.041	100%	10%
303	Industrial	Pulp & Paper	All	Compressors	Premium efficiency ASD compressor	8.6	10.7	11.3	1	440,878,757	0.041	100%	0%
304	Industrial	Pulp & Paper	All	Compressors	Compression ratio optimization (gas compressor)	780.1	900.0	927.2	1	440,878,757	0.041	100%	0%
305	Industrial	Pulp & Paper	All	Compressors	Retrofit internal parts of existing centrifugal compressors	78.0	90.0	92.7	1	440,878,757	0.041	100%	0%
306	Industrial	Pulp & Paper	All	Compressors	Gas compressor right sizing	11.0	13.7	14.4	1	440,878,757	0.041	100%	0%
307	Industrial	Pulp & Paper	All	Compressors	Volume pocket adjustments	7,802.1	9,001.1	9,273.6	1	440,878,757	0.041	100%	0%
308	Industrial	Pulp & Paper	All	Compressors	Minimum cylinder clearance	103.6	136.7	146.1	1	440,878,757	0.041	100%	0%
309	Industrial	Pulp & Paper	All	Compressors	Synchronous Belts for Air or Gas Compressors	417.4	521.6	548.8	1	440,878,757	0.041	100%	0%
310	Industrial	Pulp & Paper	All	ONPU	Air Source Heat Pump for Backup Generators	2.4	2.8	2.9	1	440,878,757	0.080	100%	80%
311	Industrial	Pulp & Paper	All	ONPU	High efficiency battery charger (for forklifts)	55.7	64.3	66.2	1	440,878,757	0.080	100%	100%
312	Industrial	Pulp & Paper	All	ONPU	Free cooling	55.8	66.7	69.1	1	440,878,757	0.080	100%	10%
313	Industrial	Pulp & Paper	All	ONPU	Radiant Heaters	>1.0 (Cost = $0)	>1.0 (Cost = $0)	>1.0 (Cost = $0)	0	0	0.000	0%	0%
314	Industrial	Pulp & Paper	All	ONPU	High efficiency non-packaged HVAC equipment	0.5	0.5	0.5	0	0	0.000	0%	0%
315	Industrial	Pulp & Paper	All	ONPU	Seasonal Temperature Settings Adjustments	1,253.7	1,654.7	1,797.1	1	440,878,757	0.080	100%	100%
316	Industrial	Pulp & Paper	All	ONPU	High-efficiency rooftop AC with an EER of 13.5	15.3	18.3	19.0	1	440,878,757	0.080	100%	80%
317	Industrial	Pulp & Paper	All	ONPU	Ground Source Heat Pump	1.5	1.7	1.8	1	440,878,757	0.080	100%	5%
318	Industrial	Pulp & Paper	All	ONPU	Ventilation Heat Recovery	0.9	1.0	1.0	1	440,878,757	0.080	100%	40%
319	Industrial	Pulp & Paper	All	ONPU	Automated Temperature Control	53.8	60.9	62.5	1	440,878,757	0.080	100%	80%
320	Industrial	Pulp & Paper	All	ONPU	Reduced Temperature Settings	1,253.7	1,654.7	1,797.1	1	440,878,757	0.080	100%	80%
321	Industrial	Pulp & Paper	All	ONPU	Destratification Fans	32.5	37.5	38.6	1	440,878,757	0.080	100%	20%
322	Industrial	Pulp & Paper	All	ONPU	Warehouse Loading Dock Seals	8.0	10.0	10.6	1	440,878,757	0.080	100%	30%
323	Industrial	Pulp & Paper	All	ONPU	Air Curtains	5.9	7.1	7.4	1	440,878,757	0.080	100%	5%
324	Industrial	Pulp & Paper	All	ONPU	Preventative Packaged HVAC Maintenance	1,253.8	1,654.8	1,797.3	1	440,878,757	0.080	100%	100%
325	Industrial	Pulp & Paper	All	ONPU	Heat Recovery from Processes to Heat Ventilation Make-up Air	0.2	0.2	0.2	0	0	0.000	0%	0%
326	Industrial	Pulp & Paper	All	ONPU	High efficiency ballasts for lighting	57.9	72.2	75.7	1	440,878,757	0.080	100%	100%
327	Industrial	Pulp & Paper	All	ONPU	High Efficiency Light fixtures	8.9	10.6	10.9	1	440,878,757	0.080	100%	100%
328	Industrial	Pulp & Paper	All	ONPU	Efficient Lighting Design	29.9	35.5	36.8	1	440,878,757	0.080	100%	100%
329	Industrial	Pulp & Paper	All	ONPU	Lighting controls: on/off timer settings	20.9	27.1	28.7	1	440,878,757	0.080	100%	80%
330	Industrial	Pulp & Paper	All	ONPU	Lighting controls: occupancy sensors	1.8	2.3	2.4	1	440,878,757	0.080	100%	80%
331	Industrial	Pulp & Paper	All	ONPU	Ventilation Optimization	7.1	8.5	8.8	1	440,878,757	0.080	100%	0%
332	Industrial	Pulp & Paper	All	ONPU	Premium efficiency ventilation control with VSD	13.9	17.4	18.3	1	440,878,757	0.080	100%	0%
333	Industrial	Pulp & Paper	All	ONPU	Demand-Controlled Ventilation	3.6	4.3	4.4	1	440,878,757	0.080	100%	0%
334	Industrial	Other - Combined	All	Motor - Other Applications	Operations and maintenance	125.4	165.5	179.7	1	2,829,617,565	0.220	100%	5%
335	Industrial	Other - Combined	All	Motor - Other Applications	Match Motor Size to Load	54.2	64.2	66.5	1	2,829,617,565	0.220	100%	20%
336	Industrial	Other - Combined	All	Motor - Other Applications	Motor Efficiency Upgrade	36.0	43.0	44.6	1	2,829,617,565	0.220	100%	20%
337	Industrial	Other - Combined	All	Motor - Other Applications	Variable Speed Drives	153.1	182.9	189.7	1	2,829,617,565	0.220	100%	35%
338	Industrial	Other - Combined	All	Pumps	Reduce Overall System Requirements	41.8	55.2	59.9	1	2,829,617,565	0.138	100%	50%
339	Industrial	Other - Combined	All	Pumps	Match Pump Size to Load	40.8	48.8	50.6	1	2,829,617,565	0.138	100%	20%
340	Industrial	Other - Combined	All	Pumps	Reduce or Control Pump Speed	43.7	52.3	54.2	1	2,829,617,565	0.138	100%	35%
341	Industrial	Other - Combined	All	Pumps	Improve Pump Components	34.0	40.7	42.2	1	2,829,617,565	0.138	100%	10%
342	Industrial	Other - Combined	All	Pumps	Operation and Maintenance	125.4	165.4	179.7	1	2,829,617,565	0.138	100%	5%
343	Industrial	Other - Combined	All	Compressors	Reduce Overall System Requirements	204.1	243.9	253.0	1	2,829,617,565	0.088	100%	30%
344	Industrial	Other - Combined	All	Compressors	Match Compressor Size to Load	32.2	38.5	39.9	1	2,829,617,565	0.088	100%	10%
345	Industrial	Other - Combined	All	Compressors	Compressor Control	102.1	122.0	126.5	1	2,829,617,565	0.088	100%	25%
346	Industrial	Other - Combined	All	Compressors	Improve Compressor Components	25.5	30.5	31.6	1	2,829,617,565	0.088	100%	15%
347	Industrial	Other - Combined	All	Compressors	Operation and Maintenance	125.4	165.5	179.7	1	2,829,617,565	0.088	100%	75%
348	Industrial	Other - Combined	All	Fans	Reduce Overall System Requirements	102.1	122.0	126.5	1	2,829,617,565	0.076	100%	15%
349	Industrial	Other - Combined	All	Fans	Reduce or Control Fan Speed	55.7	66.5	69.0	1	2,829,617,565	0.076	100%	10%
350	Industrial	Other - Combined	All	Fans	Improve Fan Components	27.8	33.3	34.5	1	2,829,617,565	0.076	100%	20%
351	Industrial	Other - Combined	All	Fans	Operation and Maintenance	62.7	82.7	89.8	1	2,829,617,565	0.076	100%	50%
352	Industrial	Other - Combined	All	HVAC	Optimized Duct Design to Improve Efficiency	7.1	8.5	8.8	1	2,829,617,565	0.085	100%	80%
353	Industrial	Other - Combined	All	PH	Advanced Water Heater Controls	390.0	449.9	463.5	1	2,829,617,565	0.114	100%	90%
354	Industrial	Other - Combined	All	PH	Process Heat Recovery to Preheat Makeup Water	48.8	56.3	58.0	1	2,829,617,565	0.114	100%	15%
355	Industrial	Other - Combined	All	PH	Air Curtains (Oven)	37.1	42.9	44.2	1	2,829,617,565	0.114	100%	9%
356	Industrial	Other - Combined	All	PH	Insulation (Oven)	55.7	66.5	69.0	1	2,829,617,565	0.114	100%	90%
357	Industrial	Other - Combined	All	PH	Preventative Oven Maintenance	1,253.8	1,654.8	1,797.3	1	2,829,617,565	0.114	100%	100%
358	Industrial	Other - Combined	All	PH	Air Curtains (Dryer)	390.1	450.0	463.6	1	2,829,617,565	0.114	100%	9%
359	Industrial	Other - Combined	All	PH	Insulation (Dryer)	612.4	731.8	759.1	1	2,829,617,565	0.114	100%	90%
360	Industrial	Other - Combined	All	PH	Preventative Dryer Maintenance	1,253.8	1,654.8	1,797.3	1	2,829,617,565	0.114	100%	100%

*N/A: Measure did not pass measure level screening and therefore was not included in a program.

MEASURE DESCRIPTION						APPLICABILITY			PROGRAM
Measure ID	Sector	Sub-Sector	Building Type	End Use	Measure Name	Not Yet Adopted Rate	Annual Replacement Eligibility	Total Applicable Measure Units	Program-Measure Inclusion (if Passed Measure Screening)
301	Industrial	Pulp & Paper	All	Compressors	Synchronous Belts for Air Compressors	97%	100%	7,081,924	Machine Drive
302	Industrial	Pulp & Paper	All	Compressors	Replace compressed air use with mechanical or electrical	99%	100%	1,806,986	Machine Drive
303	Industrial	Pulp & Paper	All	Compressors	Premium efficiency ASD compressor	100%	100%	0	Machine Drive
304	Industrial	Pulp & Paper	All	Compressors	Compression ratio optimization (gas compressor)	100%	100%	0	Machine Drive
305	Industrial	Pulp & Paper	All	Compressors	Retrofit internal parts of existing centrifugal compressors	100%	100%	0	Machine Drive
306	Industrial	Pulp & Paper	All	Compressors	Gas compressor right sizing	100%	100%	0	Machine Drive
307	Industrial	Pulp & Paper	All	Compressors	Volume pocket adjustments	100%	100%	0	Machine Drive
308	Industrial	Pulp & Paper	All	Compressors	Minimum cylinder clearance	100%	100%	0	Machine Drive
309	Industrial	Pulp & Paper	All	Compressors	Synchronous Belts for Air or Gas Compressors	100%	100%	0	Machine Drive
310	Industrial	Pulp & Paper	All	ONPU	Air Source Heat Pump for Backup Generators	95%	100%	26,805,428	Other Process/Non-Process Use
311	Industrial	Pulp & Paper	All	ONPU	High efficiency battery charger (for forklifts)	85%	100%	29,979,755	Other Process/Non-Process Use
312	Industrial	Pulp & Paper	All	ONPU	Free cooling	100%	100%	3,527,030	Other Process/Non-Process Use
313	Industrial	Pulp & Paper	All	ONPU	Radiant Heaters	0%	0%	0	*N/A
314	Industrial	Pulp & Paper	All	ONPU	High efficiency non-packaged HVAC equipment	0%	0%	0	*N/A
315	Industrial	Pulp & Paper	All	ONPU	Seasonal Temperature Settings Adjustments	80%	100%	28,216,240	Other Process/Non-Process Use
316	Industrial	Pulp & Paper	All	ONPU	High-efficiency rooftop AC with an EER of 13.5	60%	100%	16,929,744	Other Process/Non-Process Use
317	Industrial	Pulp & Paper	All	ONPU	Ground Source Heat Pump	95%	100%	1,675,339	Other Process/Non-Process Use
318	Industrial	Pulp & Paper	All	ONPU	Ventilation Heat Recovery	97%	100%	13,684,877	Other Process/Non-Process Use
319	Industrial	Pulp & Paper	All	ONPU	Automated Temperature Control	80%	100%	22,572,992	Other Process/Non-Process Use
320	Industrial	Pulp & Paper	All	ONPU	Reduced Temperature Settings	80%	100%	22,572,992	Other Process/Non-Process Use
321	Industrial	Pulp & Paper	All	ONPU	Destratification Fans	95%	100%	6,701,357	Other Process/Non-Process Use
322	Industrial	Pulp & Paper	All	ONPU	Warehouse Loading Dock Seals	60%	100%	6,348,654	Other Process/Non-Process Use
323	Industrial	Pulp & Paper	All	ONPU	Air Curtains	55%	100%	969,933	Other Process/Non-Process Use
324	Industrial	Pulp & Paper	All	ONPU	Preventative Packaged HVAC Maintenance	15%	100%	5,290,545	Other Process/Non-Process Use
325	Industrial	Pulp & Paper	All	ONPU	Heat Recovery from Processes to Heat Ventilation Make-up Air	0%	0%	0	*N/A
326	Industrial	Pulp & Paper	All	ONPU	High efficiency ballasts for lighting	85%	100%	29,979,755	Other Process/Non-Process Use
327	Industrial	Pulp & Paper	All	ONPU	High Efficiency Light fixtures	85%	100%	29,979,755	Other Process/Non-Process Use
328	Industrial	Pulp & Paper	All	ONPU	Efficient Lighting Design	93%	100%	32,801,380	Other Process/Non-Process Use
329	Industrial	Pulp & Paper	All	ONPU	Lighting controls: on/off timer settings	100%	100%	28,216,240	Other Process/Non-Process Use
330	Industrial	Pulp & Paper	All	ONPU	Lighting controls: occupancy sensors	99%	100%	27,934,078	Other Process/Non-Process Use
331	Industrial	Pulp & Paper	All	ONPU	Ventilation Optimization	85%	100%	0	Other Process/Non-Process Use
332	Industrial	Pulp & Paper	All	ONPU	Premium efficiency ventilation control with VSD	85%	100%	0	Other Process/Non-Process Use
333	Industrial	Pulp & Paper	All	ONPU	Demand-Controlled Ventilation	98%	100%	0	Other Process/Non-Process Use
334	Industrial	Other - Combined	All	Motor - Other Applications	Operations and maintenance	37%	100%	11,516,543	Machine Drive
335	Industrial	Other - Combined	All	Motor - Other Applications	Match Motor Size to Load	20%	100%	24,900,635	Machine Drive
336	Industrial	Other - Combined	All	Motor - Other Applications	Motor Efficiency Upgrade	92%	100%	114,542,919	Machine Drive
337	Industrial	Other - Combined	All	Motor - Other Applications	Variable Speed Drives	9%	100%	19,609,250	Machine Drive
338	Industrial	Other - Combined	All	Pumps	Reduce Overall System Requirements	82%	100%	160,413,439	Machine Drive
339	Industrial	Other - Combined	All	Pumps	Match Pump Size to Load	20%	100%	15,650,092	Machine Drive
340	Industrial	Other - Combined	All	Pumps	Reduce or Control Pump Speed	94%	100%	128,722,003	Machine Drive
341	Industrial	Other - Combined	All	Pumps	Improve Pump Components	4%	100%	1,565,009	Machine Drive
342	Industrial	Other - Combined	All	Pumps	Operation and Maintenance	37%	100%	7,238,167	Machine Drive
343	Industrial	Other - Combined	All	Compressors	Reduce Overall System Requirements	85%	100%	63,591,295	Machine Drive
344	Industrial	Other - Combined	All	Compressors	Match Compressor Size to Load	79%	100%	19,700,833	Machine Drive
345	Industrial	Other - Combined	All	Compressors	Compressor Control	72%	100%	44,887,973	Machine Drive
346	Industrial	Other - Combined	All	Compressors	Improve Compressor Components	92%	100%	34,414,113	Machine Drive
347	Industrial	Other - Combined	All	Compressors	Operation and Maintenance	37%	100%	69,202,292	Machine Drive
348	Industrial	Other - Combined	All	Fans	Reduce Overall System Requirements	75%	100%	24,270,440	Machine Drive
349	Industrial	Other - Combined	All	Fans	Reduce or Control Fan Speed	90%	100%	19,416,352	Machine Drive
350	Industrial	Other - Combined	All	Fans	Improve Fan Components	35%	100%	15,101,607	Machine Drive
351	Industrial	Other - Combined	All	Fans	Operation and Maintenance	37%	100%	39,911,390	Machine Drive
352	Industrial	Other - Combined	All	HVAC	Optimized Duct Design to Improve Efficiency	59%	100%	113,296,254	Facility HVAC
353	Industrial	Other - Combined	All	PH	Advanced Water Heater Controls	83%	100%	241,802,325	Process Heating
354	Industrial	Other - Combined	All	PH	Process Heat Recovery to Preheat Makeup Water	83%	100%	40,300,387	Process Heating
355	Industrial	Other - Combined	All	PH	Air Curtains (Oven)	83%	100%	24,180,232	Process Heating
356	Industrial	Other - Combined	All	PH	Insulation (Oven)	10%	100%	29,132,810	Process Heating
357	Industrial	Other - Combined	All	PH	Preventative Oven Maintenance	15%	100%	48,554,684	Process Heating
358	Industrial	Other - Combined	All	PH	Air Curtains (Dryer)	83%	100%	24,180,232	Process Heating
359	Industrial	Other - Combined	All	PH	Insulation (Dryer)	10%	100%	29,132,810	Process Heating
360	Industrial	Other - Combined	All	PH	Preventative Dryer Maintenance	15%	100%	48,554,684	Process Heating

*N/A: Measure did not pass measure level screening and therefore was not included in a program.

MEASURE DESCRIPTION						MEASURE SELECTION				APPLICABILITY			
Measure ID	Sector	Sub-Sector	Building Type	End Use	Measure Name	Measure TRC calculated for 2014	Measure TRC calculated for 2020	Measure TRC calculated for 2022	Passed Measure Screening? (1=Yes, 0=No)	Total Sub-Sector Units	Measure Units per Sub-Sector Unit	Applicability	Technical Feasibility
361	Industrial	Other - Combined	All	PH	Optimized Distribution System	83.2	94.1	96.5	1	2,829,617,565	0.114	100%	93%
362	Industrial	Other - Combined	All	PCR	High Efficiency Chiller	8.2	9.5	9.8	1	2,829,617,565	0.075	100%	10%
363	Industrial	Other - Combined	All	PCR	Floating head pressure controls	309.8	371.8	385.9	1	2,829,617,565	0.075	100%	10%
364	Industrial	Other - Combined	All	PCR	Premium Efficiency Refrigeration Control System	4.7	5.6	5.8	1	2,829,617,565	0.075	100%	80%
365	Industrial	Other - Combined	All	PCR	Smart Defrost Controls	648.7	768.5	795.8	1	2,829,617,565	0.075	100%	10%
366	Industrial	Other - Combined	All	PCR	Doors, Covers and Curtains	51.8	68.4	73.0	1	2,829,617,565	0.075	100%	10%
367	Industrial	Other - Combined	All	PCR	Optimized chilled water temperature and/or optimized condenser temperature	1,251.6	1,647.0	1,786.2	1	2,829,617,565	0.075	100%	80%
368	Industrial	Other - Combined	All	PCR	Preventative Refrigeration/cooling System Maintenance	1,253.8	1,654.8	1,797.3	1	2,829,617,565	0.075	100%	100%
369	Industrial	Other - Combined	All	PCR	Optimized condenser pressure	1,253.7	1,654.7	1,797.2	1	2,829,617,565	0.075	100%	80%
370	Industrial	Other - Combined	All	PCR	Free cooling	33.2	40.8	42.6	1	2,829,617,565	0.075	100%	35%
371	Industrial	Other - Combined	All	PCR	Improve Insulation of Refrigeration System	16.7	20.9	22.0	1	2,829,617,565	0.075	100%	80%
372	Industrial	Other - Combined	All	ONPU	HE Dry-Type Transformers	10,227.6	11,425.6	11,697.9	1	2,829,617,565	0.024	100%	100%
373	Industrial	Other - Combined	All	HVAC	Air Source Heat Pump for Backup Generators	2.4	2.8	2.9	1	2,829,617,565	0.085	100%	80%
374	Industrial	Other - Combined	All	ONPU	High efficiency battery charger (for forklifts)	55.7	64.3	66.2	1	2,829,617,565	0.024	100%	100%
375	Industrial	Other - Combined	All	HVAC	Radiant Heaters	>1.0 (Cost = $0)	>1.0 (Cost = $0)	>1.0 (Cost = $0)	0	0	0.000	0%	0%
376	Industrial	Other - Combined	All	HVAC	High efficiency non-packaged HVAC equipment	0.5	0.5	0.5	0	0	0.000	0%	0%
377	Industrial	Other - Combined	All	HVAC	Seasonal Temperature Settings Adjustments	1,253.7	1,654.7	1,797.1	1	2,829,617,565	0.085	100%	100%
378	Industrial	Other - Combined	All	HVAC	High-efficiency rooftop AC with an EER of 13.5	15.3	18.3	19.0	1	2,829,617,565	0.085	100%	80%
379	Industrial	Other - Combined	All	HVAC	Ground Source Heat Pump	1.5	1.7	1.8	1	2,829,617,565	0.085	100%	5%
380	Industrial	Other - Combined	All	HVAC	Ventilation Heat Recovery	0.9	1.0	1.0	1	2,829,617,565	0.085	100%	40%
381	Industrial	Other - Combined	All	HVAC	Automated Temperature Control	53.8	60.9	62.5	1	2,829,617,565	0.085	100%	80%
382	Industrial	Other - Combined	All	HVAC	Reduced Temperature Settings	1,253.7	1,654.7	1,797.1	1	2,829,617,565	0.085	100%	80%
383	Industrial	Other - Combined	All	HVAC	Destratification Fans	32.5	37.5	38.6	1	2,829,617,565	0.085	100%	40%
384	Industrial	Other - Combined	All	HVAC	Warehouse Loading Dock Seals	8.0	10.0	10.6	1	2,829,617,565	0.085	100%	30%
385	Industrial	Other - Combined	All	HVAC	Preventative Packaged HVAC Maintenance	1,253.8	1,654.8	1,797.3	1	2,829,617,565	0.085	100%	100%
386	Industrial	Other - Combined	All	HVAC	Heat Recovery from Processes to Heat Ventilation Make-up Air	0.2	0.2	0.2	0	0	0.000	0%	0%
387	Industrial	Other - Combined	All	FL	High efficiency ballasts for lighting	57.9	72.2	75.7	1	2,829,617,565	0.064	100%	100%
388	Industrial	Other - Combined	All	FL	High Efficiency Light fixtures	8.9	10.6	10.9	1	2,829,617,565	0.064	100%	100%
389	Industrial	Other - Combined	All	FL	Efficient Lighting Design	29.9	35.5	36.8	1	2,829,617,565	0.064	100%	100%
390	Industrial	Other - Combined	All	FL	Lighting controls: on/off timer settings	20.9	27.1	28.7	1	2,829,617,565	0.064	100%	80%
391	Industrial	Other - Combined	All	FL	Lighting controls: occupancy sensors	1.8	2.3	2.4	1	2,829,617,565	0.064	100%	80%
392	Industrial	Other - Combined	All	HVAC	Ventilation Optimization	7.1	8.5	8.8	1	2,829,617,565	0.085	100%	80%
393	Industrial	Other - Combined	All	HVAC	Premium efficiency ventilation control with VSD	13.9	17.4	18.3	1	2,829,617,565	0.085	100%	80%
394	Industrial	Other - Combined	All	HVAC	Demand-Controlled Ventilation	3.6	4.3	4.4	1	2,829,617,565	0.085	100%	80%
395	Industrial	Industrial Organic Chemicals	All	HVAC	Air Source Heat Pump for Backup Generators	2.4	2.8	2.9	1	322,659,711	0.033	100%	80%
396	Industrial	Industrial Organic Chemicals	All	HVAC	Free cooling	55.6	66.4	68.9	1	322,659,711	0.033	100%	10%
397	Industrial	Industrial Organic Chemicals	All	HVAC	Radiant Heaters	>1.0 (Cost = $0)	>1.0 (Cost = $0)	>1.0 (Cost = $0)	0	0	0.000	0%	0%
398	Industrial	Industrial Organic Chemicals	All	HVAC	High efficiency non-packaged HVAC equipment	0.5	0.5	0.5	0	0	0.000	0%	0%
399	Industrial	Industrial Organic Chemicals	All	HVAC	Seasonal Temperature Settings Adjustments	1,253.7	1,654.7	1,797.1	1	322,659,711	0.033	100%	100%
400	Industrial	Industrial Organic Chemicals	All	HVAC	High-efficiency rooftop AC with an EER of 13.5	15.3	18.3	19.0	1	322,659,711	0.033	100%	80%
401	Industrial	Industrial Organic Chemicals	All	HVAC	Ground Source Heat Pump	1.5	1.7	1.8	1	322,659,711	0.033	100%	5%
402	Industrial	Industrial Organic Chemicals	All	HVAC	Ventilation Heat Recovery	0.9	1.0	1.0	1	322,659,711	0.033	100%	40%
403	Industrial	Industrial Organic Chemicals	All	HVAC	Automated Temperature Control	53.8	60.9	62.5	1	322,659,711	0.033	100%	80%
404	Industrial	Industrial Organic Chemicals	All	HVAC	Reduced Temperature Settings	1,253.7	1,654.7	1,797.1	1	322,659,711	0.033	100%	80%
405	Industrial	Industrial Organic Chemicals	All	HVAC	Destratification Fans	32.5	37.5	38.6	1	322,659,711	0.033	100%	40%
406	Industrial	Industrial Organic Chemicals	All	HVAC	Warehouse Loading Dock Seals	8.0	10.0	10.6	1	322,659,711	0.033	100%	30%
407	Industrial	Industrial Organic Chemicals	All	HVAC	Air Curtains	5.9	7.1	7.4	1	322,659,711	0.033	100%	30%
408	Industrial	Industrial Organic Chemicals	All	HVAC	Preventative Packaged HVAC Maintenance	1,253.8	1,654.8	1,797.3	1	322,659,711	0.033	100%	100%
409	Industrial	Industrial Organic Chemicals	All	HVAC	Heat Recovery from Processes to Heat Ventilation Make-up Air	0.2	0.2	0.2	0	0	0.000	0%	0%
410	Industrial	Industrial Organic Chemicals	All	FL	High efficiency ballasts for lighting	57.9	72.2	75.7	1	322,659,711	0.024	100%	100%
411	Industrial	Industrial Organic Chemicals	All	FL	High Efficiency Light fixtures	8.9	10.6	10.9	1	322,659,711	0.024	100%	100%
412	Industrial	Industrial Organic Chemicals	All	FL	Efficient Lighting Design	29.9	35.5	36.8	1	322,659,711	0.024	100%	100%
413	Industrial	Industrial Organic Chemicals	All	FL	Lighting controls: on/off timer settings	20.9	27.1	28.7	1	322,659,711	0.024	100%	80%
414	Industrial	Industrial Organic Chemicals	All	FL	Lighting controls: occupancy sensors	1.8	2.3	2.4	1	322,659,711	0.024	100%	80%
415	Industrial	Industrial Organic Chemicals	All	HVAC	Ventilation Optimization	7.1	8.5	8.8	1	322,659,711	0.033	100%	80%
416	Industrial	Industrial Organic Chemicals	All	HVAC	Premium efficiency ventilation control with VSD	13.9	17.4	18.3	1	322,659,711	0.033	100%	80%
417	Industrial	Industrial Organic Chemicals	All	HVAC	Demand-Controlled Ventilation	3.6	4.3	4.4	1	322,659,711	0.033	100%	80%
418	Industrial	Industrial Organic Chemicals	All	HVAC	Optimized duct design to improve efficiency	7.1	8.5	8.8	1	322,659,711	0.033	100%	80%
419	Industrial	Petroleum Refining	All	HVAC	Air Source Heat Pump for Backup Generators	2.4	2.8	2.9	1	335,236,479	0.033	100%	80%
420	Industrial	Petroleum Refining	All	HVAC	Free cooling	55.6	66.4	68.9	1	335,236,479	0.033	100%	10%

*N/A: Measure did not pass measure level screening and therefore was not included in a program.

MEASURE DESCRIPTION						APPLICABILITY			PROGRAM
Measure ID	Sector	Sub-Sector	Building Type	End Use	Measure Name	Not Yet Adopted Rate	Annual Replacement Eligibility	Total Applicable Measure Units	Program-Measure Inclusion (if Passed Measure Screening)
361	Industrial	Other - Combined	All	PH	Optimized Distribution System	76%	100%	228,789,669	Process Heating
362	Industrial	Other - Combined	All	PCR	High Efficiency Chiller	91%	100%	19,214,707	Process Cooling and Refrigeration
363	Industrial	Other - Combined	All	PCR	Floating head pressure controls	74%	100%	15,625,146	Process Cooling and Refrigeration
364	Industrial	Other - Combined	All	PCR	Premium Efficiency Refrigeration Control System	86%	100%	145,271,630	Process Cooling and Refrigeration
365	Industrial	Other - Combined	All	PCR	Smart Defrost Controls	91%	100%	19,214,707	Process Cooling and Refrigeration
366	Industrial	Other - Combined	All	PCR	Doors, Covers and Curtains	75%	100%	15,836,297	Process Cooling and Refrigeration
367	Industrial	Other - Combined	All	PCR	Optimized chilled water temperature and/or optimized condenser temperature	86%	100%	145,271,630	Process Cooling and Refrigeration
368	Industrial	Other - Combined	All	PCR	Preventative Refrigeration/cooling System Maintenance	15%	100%	31,672,594	Process Cooling and Refrigeration
369	Industrial	Other - Combined	All	PCR	Optimized condenser pressure	86%	100%	145,271,630	Process Cooling and Refrigeration
370	Industrial	Other - Combined	All	PCR	Free cooling	60%	100%	44,341,631	Process Cooling and Refrigeration
371	Industrial	Other - Combined	All	PCR	Improve Insulation of Refrigeration System	43%	100%	72,635,815	Process Cooling and Refrigeration
372	Industrial	Other - Combined	All	ONPU	HE Dry-Type Transformers	100%	100%	66,731,565	Other Process/Non-Process Use
373	Industrial	Other - Combined	All	HVAC	Air Source Heat Pump for Backup Generators	96%	100%	184,346,447	Facility HVAC
374	Industrial	Other - Combined	All	ONPU	High efficiency battery charger (for forklifts)	89%	100%	59,391,093	Other Process/Non-Process Use
375	Industrial	Other - Combined	All	HVAC	Radiant Heaters	0%	0%	0	*N/A
376	Industrial	Other - Combined	All	HVAC	High efficiency non-packaged HVAC equipment	0%	0%	0	*N/A
377	Industrial	Other - Combined	All	HVAC	Seasonal Temperature Settings Adjustments	42%	100%	100,814,463	Facility HVAC
378	Industrial	Other - Combined	All	HVAC	High-efficiency rooftop AC with an EER of 13.5	70%	100%	134,419,284	Facility HVAC
379	Industrial	Other - Combined	All	HVAC	Ground Source Heat Pump	89%	100%	10,681,532	Facility HVAC
380	Industrial	Other - Combined	All	HVAC	Ventilation Heat Recovery	92%	100%	88,332,673	Facility HVAC
381	Industrial	Other - Combined	All	HVAC	Automated Temperature Control	46%	100%	88,332,673	Facility HVAC
382	Industrial	Other - Combined	All	HVAC	Reduced Temperature Settings	42%	100%	80,651,571	Facility HVAC
383	Industrial	Other - Combined	All	HVAC	Destratification Fans	94%	100%	90,252,948	Facility HVAC
384	Industrial	Other - Combined	All	HVAC	Warehouse Loading Dock Seals	66%	100%	47,526,818	Facility HVAC
385	Industrial	Other - Combined	All	HVAC	Preventative Packaged HVAC Maintenance	36%	100%	86,412,397	Facility HVAC
386	Industrial	Other - Combined	All	HVAC	Heat Recovery from Processes to Heat Ventilation Make-up Air	0%	0%	0	*N/A
387	Industrial	Other - Combined	All	FL	High efficiency ballasts for lighting	86%	100%	155,036,350	Facility Lighting
388	Industrial	Other - Combined	All	FL	High Efficiency Light fixtures	74%	100%	133,403,371	Facility Lighting
389	Industrial	Other - Combined	All	FL	Efficient Lighting Design	96%	100%	173,063,832	Facility Lighting
390	Industrial	Other - Combined	All	FL	Lighting controls: on/off timer settings	100%	100%	144,219,860	Facility Lighting
391	Industrial	Other - Combined	All	FL	Lighting controls: occupancy sensors	99%	100%	142,777,662	Facility Lighting
392	Industrial	Other - Combined	All	HVAC	Ventilation Optimization	89%	100%	170,904,519	Facility HVAC
393	Industrial	Other - Combined	All	HVAC	Premium efficiency ventilation control with VSD	89%	100%	170,904,519	Facility HVAC
394	Industrial	Other - Combined	All	HVAC	Demand-Controlled Ventilation	99%	100%	190,107,273	Facility HVAC
395	Industrial	Industrial Organic Chemicals	All	HVAC	Air Source Heat Pump for Backup Generators	96%	100%	8,220,941	Facility HVAC
396	Industrial	Industrial Organic Chemicals	All	HVAC	Free cooling	80%	100%	856,348	Facility HVAC
397	Industrial	Industrial Organic Chemicals	All	HVAC	Radiant Heaters	0%	0%	0	*N/A
398	Industrial	Industrial Organic Chemicals	All	HVAC	High efficiency non-packaged HVAC equipment	0%	0%	0	*N/A
399	Industrial	Industrial Organic Chemicals	All	HVAC	Seasonal Temperature Settings Adjustments	42%	100%	4,495,827	Facility HVAC
400	Industrial	Industrial Organic Chemicals	All	HVAC	High-efficiency rooftop AC with an EER of 13.5	70%	100%	5,994,436	Facility HVAC
401	Industrial	Industrial Organic Chemicals	All	HVAC	Ground Source Heat Pump	89%	100%	476,344	Facility HVAC
402	Industrial	Industrial Organic Chemicals	All	HVAC	Ventilation Heat Recovery	92%	100%	3,939,201	Facility HVAC
403	Industrial	Industrial Organic Chemicals	All	HVAC	Automated Temperature Control	46%	100%	3,939,201	Facility HVAC
404	Industrial	Industrial Organic Chemicals	All	HVAC	Reduced Temperature Settings	42%	100%	3,596,662	Facility HVAC
405	Industrial	Industrial Organic Chemicals	All	HVAC	Destratification Fans	94%	100%	4,024,836	Facility HVAC
406	Industrial	Industrial Organic Chemicals	All	HVAC	Warehouse Loading Dock Seals	66%	100%	2,119,461	Facility HVAC
407	Industrial	Industrial Organic Chemicals	All	HVAC	Air Curtains	50%	100%	1,605,653	Facility HVAC
408	Industrial	Industrial Organic Chemicals	All	HVAC	Preventative Packaged HVAC Maintenance	36%	100%	3,853,566	Facility HVAC
409	Industrial	Industrial Organic Chemicals	All	HVAC	Heat Recovery from Processes to Heat Ventilation Make-up Air	0%	0%	0	*N/A
410	Industrial	Industrial Organic Chemicals	All	FL	High efficiency ballasts for lighting	86%	100%	6,575,530	Facility Lighting
411	Industrial	Industrial Organic Chemicals	All	FL	High Efficiency Light fixtures	74%	100%	5,658,014	Facility Lighting
412	Industrial	Industrial Organic Chemicals	All	FL	Efficient Lighting Design	96%	100%	7,340,126	Facility Lighting
413	Industrial	Industrial Organic Chemicals	All	FL	Lighting controls: on/off timer settings	100%	100%	6,116,772	Facility Lighting
414	Industrial	Industrial Organic Chemicals	All	FL	Lighting controls: occupancy sensors	99%	100%	6,055,604	Facility Lighting
415	Industrial	Industrial Organic Chemicals	All	HVAC	Ventilation Optimization	89%	100%	7,621,498	Facility HVAC
416	Industrial	Industrial Organic Chemicals	All	HVAC	Premium efficiency ventilation control with VSD	89%	100%	7,621,498	Facility HVAC
417	Industrial	Industrial Organic Chemicals	All	HVAC	Demand-Controlled Ventilation	99%	100%	8,477,846	Facility HVAC
418	Industrial	Industrial Organic Chemicals	All	HVAC	Optimized duct design to improve efficiency	100%	100%	8,563,480	Facility HVAC
419	Industrial	Petroleum Refining	All	HVAC	Air Source Heat Pump for Backup Generators	96%	100%	8,541,381	Facility HVAC
420	Industrial	Petroleum Refining	All	HVAC	Free cooling	80%	100%	889,727	Facility HVAC

*N/A: Measure did not pass measure level screening and therefore was not included in a program.

MEASURE DESCRIPTION						MEASURE SELECTION				APPLICABILITY			
Measure ID	Sector	Sub-Sector	Building Type	End Use	Measure Name	Measure TRC calculated for 2014	Measure TRC calculated for 2020	Measure TRC calculated for 2022	Passed Measure Screening? (1=Yes, 0=No)	Total Sub-Sector Units	Measure Units per Sub-Sector Unit	Applicability	Technical Feasibility
421	Industrial	Petroleum Refining	All	HVAC	Radiant Heaters	>1.0 (Cost = $0)	>1.0 (Cost = $0)	>1.0 (Cost = $0)	0	0	0.000	0%	0%
422	Industrial	Petroleum Refining	All	HVAC	High efficiency non-packaged HVAC equipment	0.5	0.5	0.5	0	0	0.000	0%	0%
423	Industrial	Petroleum Refining	All	HVAC	Seasonal Temperature Settings Adjustments	1,253.7	1,654.7	1,797.1	1	335,236,479	0.033	100%	100%
424	Industrial	Petroleum Refining	All	HVAC	High-efficiency rooftop AC with an EER of 13.5	15.3	18.3	19.0	1	335,236,479	0.033	100%	80%
425	Industrial	Petroleum Refining	All	HVAC	Ground Source Heat Pump	1.5	1.7	1.8	1	335,236,479	0.033	100%	5%
426	Industrial	Petroleum Refining	All	HVAC	Ventilation Heat Recovery	0.9	1.0	1.0	1	335,236,479	0.033	100%	40%
427	Industrial	Petroleum Refining	All	HVAC	Automated Temperature Control	53.8	60.9	62.5	1	335,236,479	0.033	100%	80%
428	Industrial	Petroleum Refining	All	HVAC	Reduced Temperature Settings	1,253.7	1,654.7	1,797.1	1	335,236,479	0.033	100%	80%
429	Industrial	Petroleum Refining	All	HVAC	Destratification Fans	32.5	37.5	38.6	1	335,236,479	0.033	100%	40%
430	Industrial	Petroleum Refining	All	HVAC	Warehouse Loading Dock Seals	8.0	10.0	10.6	1	335,236,479	0.033	100%	30%
431	Industrial	Petroleum Refining	All	HVAC	Air Curtains	5.9	7.1	7.4	1	335,236,479	0.033	100%	30%
432	Industrial	Petroleum Refining	All	HVAC	Preventative Packaged HVAC Maintenance	1,253.8	1,654.8	1,797.3	1	335,236,479	0.033	100%	100%
433	Industrial	Petroleum Refining	All	HVAC	Heat Recovery from Processes to Heat Ventilation Make-up Air	0.2	0.2	0.2	0	0	0.000	0%	0%
434	Industrial	Petroleum Refining	All	FL	High efficiency ballasts for lighting	57.9	72.2	75.7	1	335,236,479	0.024	100%	100%
435	Industrial	Petroleum Refining	All	FL	High Efficiency Light fixtures	8.9	10.6	10.9	1	335,236,479	0.024	100%	100%
436	Industrial	Petroleum Refining	All	FL	Efficient Lighting Design	29.9	35.5	36.8	1	335,236,479	0.024	100%	100%
437	Industrial	Petroleum Refining	All	FL	Lighting controls: on/off timer settings	20.9	27.1	28.7	1	335,236,479	0.024	100%	80%
438	Industrial	Petroleum Refining	All	FL	Lighting controls: occupancy sensors	1.8	2.3	2.4	1	335,236,479	0.024	100%	80%
439	Industrial	Petroleum Refining	All	HVAC	Ventilation Optimization	7.1	8.5	8.8	1	335,236,479	0.033	100%	80%
440	Industrial	Petroleum Refining	All	HVAC	Premium efficiency ventilation control with VSD	13.9	17.4	18.3	1	335,236,479	0.033	100%	80%
441	Industrial	Petroleum Refining	All	HVAC	Demand-Controlled Ventilation	3.6	4.3	4.4	1	335,236,479	0.033	100%	80%
442	Industrial	Petroleum Refining	All	HVAC	Optimized duct design to improve efficiency	7.1	8.5	8.8	1	335,236,479	0.033	100%	80%
443	Industrial	Plastics & Polymers	All	HVAC	Air Source Heat Pump for Backup Generators	2.4	2.8	2.9	1	471,746,442	0.103	100%	80%
444	Industrial	Plastics & Polymers	All	HVAC	Free cooling	55.6	66.4	68.9	1	471,746,442	0.103	100%	10%
445	Industrial	Plastics & Polymers	All	HVAC	Radiant Heaters	>1.0 (Cost = $0)	>1.0 (Cost = $0)	>1.0 (Cost = $0)	0	0	0.000	0%	0%
446	Industrial	Plastics & Polymers	All	HVAC	High efficiency non-packaged HVAC equipment	0.5	0.5	0.5	0	0	0.000	0%	0%
447	Industrial	Plastics & Polymers	All	HVAC	Seasonal Temperature Settings Adjustments	1,253.7	1,654.7	1,797.1	1	471,746,442	0.103	100%	100%
448	Industrial	Plastics & Polymers	All	HVAC	High-efficiency rooftop AC with an EER of 13.5	15.3	18.3	19.0	1	471,746,442	0.103	100%	80%
449	Industrial	Plastics & Polymers	All	HVAC	Ground Source Heat Pump	1.5	1.7	1.8	1	471,746,442	0.103	100%	5%
450	Industrial	Plastics & Polymers	All	HVAC	Ventilation Heat Recovery	0.9	1.0	1.0	1	471,746,442	0.103	100%	40%
451	Industrial	Plastics & Polymers	All	HVAC	Automated Temperature Control	53.8	60.9	62.5	1	471,746,442	0.103	100%	80%
452	Industrial	Plastics & Polymers	All	HVAC	Reduced Temperature Settings	1,253.7	1,654.7	1,797.1	1	471,746,442	0.103	100%	80%
453	Industrial	Plastics & Polymers	All	HVAC	Destratification Fans	32.5	37.5	38.6	1	471,746,442	0.103	100%	40%
454	Industrial	Plastics & Polymers	All	HVAC	Warehouse Loading Dock Seals	8.0	10.0	10.6	1	471,746,442	0.103	100%	30%
455	Industrial	Plastics & Polymers	All	HVAC	Air Curtains	5.9	7.1	7.4	1	471,746,442	0.103	100%	30%
456	Industrial	Plastics & Polymers	All	HVAC	Preventative Packaged HVAC Maintenance	1,253.8	1,654.8	1,797.3	1	471,746,442	0.103	100%	100%
457	Industrial	Plastics & Polymers	All	HVAC	Heat Recovery from Processes to Heat Ventilation Make-up Air	0.2	0.2	0.2	0	0	0.000	0%	0%
458	Industrial	Plastics & Polymers	All	FL	High efficiency ballasts for lighting	57.9	72.2	75.7	1	471,746,442	0.083	100%	100%
459	Industrial	Plastics & Polymers	All	FL	High Efficiency Light fixtures	8.9	10.6	10.9	1	471,746,442	0.083	100%	100%
460	Industrial	Plastics & Polymers	All	FL	Efficient Lighting Design	29.9	35.5	36.8	1	471,746,442	0.083	100%	100%
461	Industrial	Plastics & Polymers	All	FL	Lighting controls: on/off timer settings	20.9	27.1	28.7	1	471,746,442	0.083	100%	80%
462	Industrial	Plastics & Polymers	All	FL	Lighting controls: occupancy sensors	1.8	2.3	2.4	1	471,746,442	0.083	100%	80%
463	Industrial	Plastics & Polymers	All	HVAC	Ventilation Optimization	7.1	8.5	8.8	1	471,746,442	0.103	100%	80%
464	Industrial	Plastics & Polymers	All	HVAC	Premium efficiency ventilation control with VSD	13.9	17.4	18.3	1	471,746,442	0.103	100%	80%
465	Industrial	Plastics & Polymers	All	HVAC	Demand-Controlled Ventilation	3.6	4.3	4.4	1	471,746,442	0.103	100%	80%
466	Industrial	Plastics & Polymers	All	HVAC	Optimized duct design to improve efficiency	7.1	8.5	8.8	1	471,746,442	0.103	100%	80%

*N/A: Measure did not pass measure level screening and therefore was not included in a program.

MEASURE DESCRIPTION						APPLICABILITY			PROGRAM
Measure ID	Sector	Sub-Sector	Building Type	End Use	Measure Name	Not Yet Adopted Rate	Annual Replacement Eligibility	Total Applicable Measure Units	Program-Measure Inclusion (if Passed Measure Screening)
421	Industrial	Petroleum Refining	All	HVAC	Radiant Heaters	0%	0%	0	*N/A
422	Industrial	Petroleum Refining	All	HVAC	High efficiency non-packaged HVAC equipment	0%	0%	0	*N/A
423	Industrial	Petroleum Refining	All	HVAC	Seasonal Temperature Settings Adjustments	42%	100%	4,671,068	Facility HVAC
424	Industrial	Petroleum Refining	All	HVAC	High-efficiency rooftop AC with an EER of 13.5	70%	100%	6,228,090	Facility HVAC
425	Industrial	Petroleum Refining	All	HVAC	Ground Source Heat Pump	89%	100%	494,911	Facility HVAC
426	Industrial	Petroleum Refining	All	HVAC	Ventilation Heat Recovery	92%	100%	4,092,745	Facility HVAC
427	Industrial	Petroleum Refining	All	HVAC	Automated Temperature Control	46%	100%	4,092,745	Facility HVAC
428	Industrial	Petroleum Refining	All	HVAC	Reduced Temperature Settings	42%	100%	3,736,854	Facility HVAC
429	Industrial	Petroleum Refining	All	HVAC	Destratification Fans	94%	100%	4,181,718	Facility HVAC
430	Industrial	Petroleum Refining	All	HVAC	Warehouse Loading Dock Seals	66%	100%	2,202,075	Facility HVAC
431	Industrial	Petroleum Refining	All	HVAC	Air Curtains	50%	100%	1,668,238	Facility HVAC
432	Industrial	Petroleum Refining	All	HVAC	Preventative Packaged HVAC Maintenance	36%	100%	4,003,772	Facility HVAC
433	Industrial	Petroleum Refining	All	HVAC	Heat Recovery from Processes to Heat Ventilation Make-up Air	0%	0%	0	*N/A
434	Industrial	Petroleum Refining	All	FL	High efficiency ballasts for lighting	86%	100%	6,831,833	Facility Lighting
435	Industrial	Petroleum Refining	All	FL	High Efficiency Light fixtures	74%	100%	5,878,554	Facility Lighting
436	Industrial	Petroleum Refining	All	FL	Efficient Lighting Design	96%	100%	7,626,233	Facility Lighting
437	Industrial	Petroleum Refining	All	FL	Lighting controls: on/off timer settings	100%	100%	6,355,194	Facility Lighting
438	Industrial	Petroleum Refining	All	FL	Lighting controls: occupancy sensors	99%	100%	6,291,642	Facility Lighting
439	Industrial	Petroleum Refining	All	HVAC	Ventilation Optimization	89%	100%	7,918,572	Facility HVAC
440	Industrial	Petroleum Refining	All	HVAC	Premium efficiency ventilation control with VSD	89%	100%	7,918,572	Facility HVAC
441	Industrial	Petroleum Refining	All	HVAC	Demand-Controlled Ventilation	99%	100%	8,808,299	Facility HVAC
442	Industrial	Petroleum Refining	All	HVAC	Optimized duct design to improve efficiency	100%	100%	8,897,271	Facility HVAC
443	Industrial	Plastics & Polymers	All	HVAC	Air Source Heat Pump for Backup Generators	96%	100%	37,159,104	Facility HVAC
444	Industrial	Plastics & Polymers	All	HVAC	Free cooling	80%	100%	3,870,740	Facility HVAC
445	Industrial	Plastics & Polymers	All	HVAC	Radiant Heaters	0%	0%	0	*N/A
446	Industrial	Plastics & Polymers	All	HVAC	High efficiency non-packaged HVAC equipment	0%	0%	0	*N/A
447	Industrial	Plastics & Polymers	All	HVAC	Seasonal Temperature Settings Adjustments	42%	100%	20,321,385	Facility HVAC
448	Industrial	Plastics & Polymers	All	HVAC	High-efficiency rooftop AC with an EER of 13.5	70%	100%	27,095,180	Facility HVAC
449	Industrial	Plastics & Polymers	All	HVAC	Ground Source Heat Pump	89%	100%	2,153,099	Facility HVAC
450	Industrial	Plastics & Polymers	All	HVAC	Ventilation Heat Recovery	92%	100%	17,805,404	Facility HVAC
451	Industrial	Plastics & Polymers	All	HVAC	Automated Temperature Control	46%	100%	17,805,404	Facility HVAC
452	Industrial	Plastics & Polymers	All	HVAC	Reduced Temperature Settings	42%	100%	16,257,108	Facility HVAC
453	Industrial	Plastics & Polymers	All	HVAC	Destratification Fans	94%	100%	18,192,478	Facility HVAC
454	Industrial	Plastics & Polymers	All	HVAC	Warehouse Loading Dock Seals	66%	100%	9,580,082	Facility HVAC
455	Industrial	Plastics & Polymers	All	HVAC	Air Curtains	50%	100%	7,257,638	Facility HVAC
456	Industrial	Plastics & Polymers	All	HVAC	Preventative Packaged HVAC Maintenance	36%	100%	17,418,330	Facility HVAC
457	Industrial	Plastics & Polymers	All	HVAC	Heat Recovery from Processes to Heat Ventilation Make-up Air	0%	0%	0	*N/A
458	Industrial	Plastics & Polymers	All	FL	High efficiency ballasts for lighting	86%	100%	33,808,495	Facility Lighting
459	Industrial	Plastics & Polymers	All	FL	High Efficiency Light fixtures	74%	100%	29,091,031	Facility Lighting
460	Industrial	Plastics & Polymers	All	FL	Efficient Lighting Design	96%	100%	37,739,715	Facility Lighting
461	Industrial	Plastics & Polymers	All	FL	Lighting controls: on/off timer settings	100%	100%	31,449,763	Facility Lighting
462	Industrial	Plastics & Polymers	All	FL	Lighting controls: occupancy sensors	99%	100%	31,135,265	Facility Lighting
463	Industrial	Plastics & Polymers	All	HVAC	Ventilation Optimization	89%	100%	34,449,586	Facility HVAC
464	Industrial	Plastics & Polymers	All	HVAC	Premium efficiency ventilation control with VSD	89%	100%	34,449,586	Facility HVAC
465	Industrial	Plastics & Polymers	All	HVAC	Demand-Controlled Ventilation	99%	100%	38,320,326	Facility HVAC
466	Industrial	Plastics & Polymers	All	HVAC	Optimized duct design to improve efficiency	100%	100%	38,707,400	Facility HVAC

*N/A: Measure did not pass measure level screening and therefore was not included in a program.

Industrial Measures

MEASURE DESCRIPTION						MEASURE DOCUMENTATION	
Measure ID	Sector	Sub-Sector	Building Type	End Use	Measure Name	Reference 1	Reference 2
1	Industrial	Petroleum Refining	All	Motor - Other Applications	Operations and maintenance	1	4
2	Industrial	Petroleum Refining	All	Motor - Other Applications	Match Motor Size to Load	1	4
3	Industrial	Petroleum Refining	All	Motor - Other Applications	Motor Efficiency Upgrade	1	4
4	Industrial	Petroleum Refining	All	Motor - Other Applications	Variable Speed Drives	1	4
5	Industrial	Petroleum Refining	All	Pumps	Reduce Overall System Requirements	1	4
6	Industrial	Petroleum Refining	All	Pumps	Match Pump Size to Load	1	4
7	Industrial	Petroleum Refining	All	Pumps	Reduce or Control Pump Speed	1	4
8	Industrial	Petroleum Refining	All	Pumps	Improve Pump Components	1	4
9	Industrial	Petroleum Refining	All	Pumps	Operation and Maintenance	1	4
10	Industrial	Petroleum Refining	All	Compressors	Reduce Overall System Requirements	1	4
11	Industrial	Petroleum Refining	All	Compressors	Match Compressor Size to Load	1	4
12	Industrial	Petroleum Refining	All	Compressors	Compressor Control	1	4
13	Industrial	Petroleum Refining	All	Compressors	Improve Compressor Components	1	4
14	Industrial	Petroleum Refining	All	Compressors	Operation and Maintenance	1	4
15	Industrial	Petroleum Refining	All	Fans	Reduce Overall System Requirements	1	4
16	Industrial	Petroleum Refining	All	Fans	Reduce or Control Fan Speed	1	4
17	Industrial	Petroleum Refining	All	Fans	Improve Fan Components	1	4
18	Industrial	Petroleum Refining	All	Fans	Operation and Maintenance	1	4
19	Industrial	Industrial Organic Chemicals	All	Motor - Other Applications	Operations and maintenance	2	4
20	Industrial	Industrial Organic Chemicals	All	Motor - Other Applications	Match Motor Size to Load	2	4
21	Industrial	Industrial Organic Chemicals	All	Motor - Other Applications	Motor Efficiency Upgrade	2	4
22	Industrial	Industrial Organic Chemicals	All	Motor - Other Applications	Variable Speed Drives	2	4
23	Industrial	Industrial Organic Chemicals	All	Pumps	Reduce Overall System Requirements	2	4
24	Industrial	Industrial Organic Chemicals	All	Pumps	Match Pump Size to Load	2	4
25	Industrial	Industrial Organic Chemicals	All	Pumps	Reduce or Control Pump Speed	2	4
26	Industrial	Industrial Organic Chemicals	All	Pumps	Improve Pump Components	2	4
27	Industrial	Industrial Organic Chemicals	All	Pumps	Operation and Maintenance	2	4
28	Industrial	Industrial Organic Chemicals	All	Compressors	Reduce Overall System Requirements	2	4
29	Industrial	Industrial Organic Chemicals	All	Compressors	Match Compressor Size to Load	2	4
30	Industrial	Industrial Organic Chemicals	All	Compressors	Compressor Control	2	4
31	Industrial	Industrial Organic Chemicals	All	Compressors	Improve Compressor Components	2	4
32	Industrial	Industrial Organic Chemicals	All	Compressors	Operation and Maintenance	2	4
33	Industrial	Industrial Organic Chemicals	All	Fans	Reduce Overall System Requirements	2	4
34	Industrial	Industrial Organic Chemicals	All	Fans	Reduce or Control Fan Speed	2	4
35	Industrial	Industrial Organic Chemicals	All	Fans	Improve Fan Components	2	4
36	Industrial	Industrial Organic Chemicals	All	Fans	Operation and Maintenance	2	4
37	Industrial	Plastics & Polymers	All	Machine Drive	Energy monitoring and process controls (sub-metering , monitoring and control systems)	2	5
38	Industrial	Plastics & Polymers	All	Motor - Other Applications	Premium Efficiency Control with ASDs	2	41
39	Industrial	Plastics & Polymers	All	Motor - Other Applications	Motor Efficiency Upgrade	3	42
40	Industrial	Plastics & Polymers	All	Motor - Other Applications	Match Motor Size to Load	4	42
41	Industrial	Plastics & Polymers	All	Motor - Other Applications	Preventative Motor Maintenance	5	
42	Industrial	Plastics & Polymers	All	Pumps	Impeller Trimming (Pump)	6	43
43	Industrial	Plastics & Polymers	All	Pumps	Optimization of Pumping System	7	
44	Industrial	Plastics & Polymers	All	Pumps	Premium Efficiency Control with ASDs (Pumps)	8	44
45	Industrial	Plastics & Polymers	All	Pumps	Preventative Pump Maintenance	5	
46	Industrial	Plastics & Polymers	All	Compressors	Premium Efficiency Control with ASD (Compressor)	9	42
47	Industrial	Plastics & Polymers	All	Compressors	Optimized Distribution System	5	
48	Industrial	Plastics & Polymers	All	Compressors	Minimize Operating Air Pressure	5	
49	Industrial	Plastics & Polymers	All	Compressors	Match Compressor Size to Load	10	
50	Industrial	Plastics & Polymers	All	Compressors	VSD on Chiller Compressor	11	42
51	Industrial	Plastics & Polymers	All	Fans	Impeller Trimming or Inlet Guide Vanes	12	45
52	Industrial	Plastics & Polymers	All	Fans	Premium Efficiency Control with ASD (Fans)	2	42
53	Industrial	Plastics & Polymers	All	Fans	Synchronous Belts (Fans)	13	
54	Industrial	Plastics & Polymers	All	Fans	Preventative Fan Maintenance	5	
55	Industrial	Plastics & Polymers	All	HVAC	Optimized Duct Design to Improve Efficiency	5	
56	Industrial	Plastics & Polymers	All	PH	Advanced Water Heater Controls	5	
57	Industrial	Plastics & Polymers	All	PH	Process Heat Recovery to Preheat Makeup Water	5	
58	Industrial	Plastics & Polymers	All	PH	Air Curtains (Oven)	14	
59	Industrial	Plastics & Polymers	All	PH	Insulation (Oven)	15	46
60	Industrial	Plastics & Polymers	All	PH	Preventative Oven Maintenance	5	

MEASURE DESCRIPTION						MEASURE DOCUMENTATION	
Measure ID	Sector	Sub-Sector	Building Type	End Use	Measure Name	Reference 1	Reference 2
61	Industrial	Plastics & Polymers	All	PH	Air Curtains (Dryer)	16	
62	Industrial	Plastics & Polymers	All	PH	Insulation (Dryer)	15	46
63	Industrial	Plastics & Polymers	All	PH	Preventative Dryer Maintenance	5	
64	Industrial	Plastics & Polymers	All	PH	Optimized Distribution System	5	
65	Industrial	Plastics & Polymers	All	PCR	High Efficiency Chiller	17	47
66	Industrial	Plastics & Polymers	All	PCR	Floating head pressure controls	18	48
67	Industrial	Plastics & Polymers	All	PCR	Premium Efficiency Refrigeration Control System	5	
68	Industrial	Plastics & Polymers	All	PCR	Smart Defrost Controls	19	42
69	Industrial	Plastics & Polymers	All	PCR	Doors, Covers and Curtains	11	49
70	Industrial	Plastics & Polymers	All	PCR	Optimized chilled water temperature and/or optimized condenser temperature	20	
71	Industrial	Plastics & Polymers	All	PCR	Preventative Refrigeration/cooling System Maintenance	21	
72	Industrial	Plastics & Polymers	All	PCR	Optimized condenser pressure	20	
73	Industrial	Plastics & Polymers	All	PCR	Free cooling	20	42
74	Industrial	Plastics & Polymers	All	PCR	Improve Insulation of Refrigeration System	22	50
75	Industrial	Plastics & Polymers	All	ONPU	HE Dry-Type Transformers	23	51
76	Industrial	Small Industrial	All	Machine Drive	Sub-Metering and Interval Metering		5
77	Industrial	Small Industrial	All	Machine Drive	Integrated control system	25	5
78	Industrial	Small Industrial	All	OPU	HE Dry-Type Transformers	23	51
79	Industrial	Small Industrial	All	PH	Advanced water heater controls	5	
80	Industrial	Small Industrial	All	PH	Process Heat Recovery to Preheat Makeup Water	5	
81	Industrial	Small Industrial	All	PH	Air Curtains (Oven)	14	
82	Industrial	Small Industrial	All	PH	Insulation (Oven)	15	46
83	Industrial	Small Industrial	All	PH	Preventative Oven Maintenance	5	
84	Industrial	Small Industrial	All	PH	Air Curtains (Dryer)	16	
85	Industrial	Small Industrial	All	PH	Insulation (Dryer)	15	46
86	Industrial	Small Industrial	All	PH	Preventative Dryer Maintenance	5	
87	Industrial	Small Industrial	All	PH	Preventative Furnace Maintenance	5	
88	Industrial	Small Industrial	All	PH	Insulation (Furnace)	15	46
89	Industrial	Small Industrial	All	PH	Preventative Kiln Maintenance	5	
90	Industrial	Small Industrial	All	PH	Insulation (Kiln)	15	46
91	Industrial	Small Industrial	All	PCR	High Efficiency Chiller	17	47
92	Industrial	Small Industrial	All	PCR	Optimized Distribution System	5	
93	Industrial	Small Industrial	All	PCR	Floating head pressure controls	18	48
94	Industrial	Small Industrial	All	PCR	Premium efficiency refrigeration control system	5	
95	Industrial	Small Industrial	All	PCR	Smart Defrost Controls	19	42
96	Industrial	Small Industrial	All	PCR	Doors, Covers and Curtains	11	49
97	Industrial	Small Industrial	All	PCR	Optimized chilled water temperature and/or optimized condenser temperature	20	
98	Industrial	Small Industrial	All	PCR	Preventative refrigeration/cooling system maintenance	21	
99	Industrial	Small Industrial	All	PCR	Optimized condenser pressure	20	
100	Industrial	Small Industrial	All	PCR	VSD on chiller compressor	11	42
101	Industrial	Small Industrial	All	PCR	Free cooling	20	42
102	Industrial	Small Industrial	All	PCR	Improve insulation of refrigeration system	22	50
103	Industrial	Small Industrial	All	Pumps	High/Premium Efficiency Motors (Pumps)	3	42
104	Industrial	Small Industrial	All	Pumps	Impeller Trimming (Pump)	6	43
105	Industrial	Small Industrial	All	Pumps	Optimization of pumping system	7	
106	Industrial	Small Industrial	All	Pumps	Premium Efficiency Control with ASDs (Pumps)	8	44
107	Industrial	Small Industrial	All	Pumps	Preventative Pump Maintenance	5	
108	Industrial	Small Industrial	All	Fans	High/Premium Efficiency Motors (Fans)	3	42
109	Industrial	Small Industrial	All	Fans	Impeller Trimming or Inlet Guide Vanes	12	45
110	Industrial	Small Industrial	All	HVAC	Optimized duct design to improve efficiency	5	
111	Industrial	Small Industrial	All	Fans	Premium efficiency control, with ASD (Fans)	2	42
112	Industrial	Small Industrial	All	Fans	Synchronous Belts (Fans)	13	
113	Industrial	Small Industrial	All	Fans	Preventative Fan Maintenance	5	
114	Industrial	Small Industrial	All	Motor - Other Applications	Premium Efficiency Control with ASDs (Other motors)	2	41
115	Industrial	Small Industrial	All	Motor - Other Applications	High/Premium Efficiency Motors	3	42
116	Industrial	Small Industrial	All	Motor - Other Applications	Correctly sized motors	4	42
117	Industrial	Small Industrial	All	Motor - Other Applications	Optimized motor control	26	52
118	Industrial	Small Industrial	All	Motor - Other Applications	Synchronous Belts	13	53
119	Industrial	Small Industrial	All	Motor - Other Applications	Preventative Motor Maintenance	5	
120	Industrial	Small Industrial	All	Compressors	Premium efficiency ASD compressor	9	42

MEASURE DESCRIPTION						MEASURE DOCUMENTATION	
Measure ID	Sector	Sub-Sector	Building Type	End Use	Measure Name	Reference 1	Reference 2
121	Industrial	Small Industrial	All	Compressors	Optimized Distribution System	5	
122	Industrial	Small Industrial	All	Compressors	Minimize operating air pressure	5	
123	Industrial	Small Industrial	All	Compressors	Optimized sizing of compressor system	10	
124	Industrial	Small Industrial	All	Compressors	Optimized sizes of air receiver tanks	27	42
125	Industrial	Small Industrial	All	Compressors	Use cooler air from outside for make up air	28	54
126	Industrial	Small Industrial	All	Compressors	Premium Efficiency Air Dryer (compressors)	29	
127	Industrial	Small Industrial	All	Compressors	Sequencing Control	7	42
128	Industrial	Small Industrial	All	Compressors	Eliminate air leaks	29	42
129	Industrial	Small Industrial	All	Compressors	Synchronous Belts for Air Compressors	13	
130	Industrial	Small Industrial	All	Compressors	Replace compressed air use with mechanical or electrical	30	
131	Industrial	Small Industrial	All	Compressors	Premium efficiency ASD compressor	9	42
132	Industrial	Small Industrial	All	Compressors	Compression ratio optimization (gas compressor)	31	
133	Industrial	Small Industrial	All	Compressors	Retrofit internal parts of existing centrifugal compressors	32	
134	Industrial	Small Industrial	All	Compressors	Gas compressor right sizing	5	
135	Industrial	Small Industrial	All	Compressors	Volume pocket adjustments	5	
136	Industrial	Small Industrial	All	Compressors	Minimum cylinder clearance	33	
137	Industrial	Small Industrial	All	Compressors	Synchronous Belts for Air or Gas Compressors	13	
138	Industrial	Small Industrial	All	HVAC	Air Source Heat Pump for Backup Generators	34	
139	Industrial	Small Industrial	All	ONPU	High efficiency battery charger (for forklifts)	35	
140	Industrial	Small Industrial	All	HVAC	Free cooling	36	
141	Industrial	Small Industrial	All	HVAC	Radiant Heaters	5	
142	Industrial	Small Industrial	All	HVAC	High efficiency non-packaged HVAC equipment	5	
143	Industrial	Small Industrial	All	HVAC	Seasonal Temperature Settings Adjustments	5	
144	Industrial	Small Industrial	All	HVAC	High-efficiency rooftop AC with an EER of 13.5	5	
145	Industrial	Small Industrial	All	HVAC	Ground Source Heat Pump	5	
146	Industrial	Small Industrial	All	HVAC	Ventilation Heat Recovery	5	
147	Industrial	Small Industrial	All	HVAC	Automated Temperature Control	5	
148	Industrial	Small Industrial	All	HVAC	Reduced Temperature Settings	5	
149	Industrial	Small Industrial	All	HVAC	Destratification Fans	5	55
150	Industrial	Small Industrial	All	HVAC	Warehouse Loading Dock Seals	7	
151	Industrial	Small Industrial	All	HVAC	Air Curtains	11	
152	Industrial	Small Industrial	All	HVAC	Preventative Packaged HVAC Maintenance	5	
153	Industrial	Small Industrial	All	HVAC	Heat Recovery from Processes to Heat Ventilation Make-up Air	37	
154	Industrial	Small Industrial	All	FL	High efficiency ballasts for lighting	38	42
155	Industrial	Small Industrial	All	FL	High Efficiency Light fixtures	39	42
156	Industrial	Small Industrial	All	FL	Efficient Lighting Design	5	42
157	Industrial	Small Industrial	All	FL	Lighting controls: on/off timer settings	5	42
158	Industrial	Small Industrial	All	FL	Lighting controls: occupancy sensors	5	42
159	Industrial	Small Industrial	All	HVAC	Ventilation Optimization	5	
160	Industrial	Small Industrial	All	HVAC	Premium efficiency ventilation control with VSD	2	42
161	Industrial	Small Industrial	All	HVAC	Demand-Controlled Ventilation	40	56
162	Industrial	Chlor-alkali	All	OPU/ONPU	Sub-Metering and Interval Metering		5
163	Industrial	Chlor-alkali	All	OPU/ONPU	Integrated control system	25	5
164	Industrial	Chlor-alkali	All	OPU/ONPU	HE Dry-Type Transformers	23	51
165	Industrial	Chlor-alkali	All	OPU/ONPU	Advanced water heater controls	5	
166	Industrial	Chlor-alkali	All	OPU/ONPU	Process Heat Recovery to Preheat Makeup Water	5	
167	Industrial	Chlor-alkali	All	OPU/ONPU	Air Curtains (Oven)	14	
168	Industrial	Chlor-alkali	All	OPU/ONPU	Insulation (Oven)	15	46
169	Industrial	Chlor-alkali	All	OPU/ONPU	Preventative Oven Maintenance	5	
170	Industrial	Chlor-alkali	All	OPU/ONPU	Air Curtains (Dryer)	16	
171	Industrial	Chlor-alkali	All	OPU/ONPU	Insulation (Dryer)	15	46
172	Industrial	Chlor-alkali	All	OPU/ONPU	Preventative Dryer Maintenance	5	
173	Industrial	Chlor-alkali	All	OPU/ONPU	Preventative Furnace Maintenance	5	
174	Industrial	Chlor-alkali	All	OPU/ONPU	Insulation (Furnace)	15	46
175	Industrial	Chlor-alkali	All	OPU/ONPU	Preventative Kiln Maintenance	5	
176	Industrial	Chlor-alkali	All	OPU/ONPU	Insulation (Kiln)	15	46
177	Industrial	Chlor-alkali	All	OPU/ONPU	High Efficiency Chiller	17	47
178	Industrial	Chlor-alkali	All	OPU/ONPU	Optimized Distribution System	5	
179	Industrial	Chlor-alkali	All	OPU/ONPU	Floating head pressure controls	18	48
180	Industrial	Chlor-alkali	All	OPU/ONPU	Premium efficiency refrigeration control system	5	

MEASURE DESCRIPTION						MEASURE DOCUMENTATION	
Measure ID	Sector	Sub-Sector	Building Type	End Use	Measure Name	Reference 1	Reference 2
181	Industrial	Chlor-alkali	All	OPU/ONPU	Smart Defrost Controls	19	42
182	Industrial	Chlor-alkali	All	OPU/ONPU	Doors, Covers and Curtains	11	49
183	Industrial	Chlor-alkali	All	OPU/ONPU	Optimized chilled water temperature and/or optimized condenser temperature	20	
184	Industrial	Chlor-alkali	All	OPU/ONPU	Preventative refrigeration/cooling system maintenance	21	
185	Industrial	Chlor-alkali	All	OPU/ONPU	Optimized condenser pressure	20	
186	Industrial	Chlor-alkali	All	OPU/ONPU	VSD on chiller compressor	11	42
187	Industrial	Chlor-alkali	All	OPU/ONPU	Free cooling	20	42
188	Industrial	Chlor-alkali	All	OPU/ONPU	Improve insulation of refrigeration system	22	50
189	Industrial	Chlor-alkali	All	OPU/ONPU	High/Premium Efficiency Motors (Pumps)	3	42
190	Industrial	Chlor-alkali	All	OPU/ONPU	Impeller Trimming (Pump)	6	43
191	Industrial	Chlor-alkali	All	OPU/ONPU	Optimization of pumping system	7	
192	Industrial	Chlor-alkali	All	OPU/ONPU	Premium Efficiency Control with ASDs (Pumps)	8	44
193	Industrial	Chlor-alkali	All	OPU/ONPU	Preventative Pump Maintenance	5	
194	Industrial	Chlor-alkali	All	OPU/ONPU	High/Premium Efficiency Motors (Fans)	3	42
195	Industrial	Chlor-alkali	All	OPU/ONPU	Impeller Trimming or Inlet Guide Vanes	12	45
196	Industrial	Chlor-alkali	All	OPU/ONPU	Optimized duct design to improve efficiency	5	
197	Industrial	Chlor-alkali	All	OPU/ONPU	Premium efficiency control, with ASD (Fans)	2	42
198	Industrial	Chlor-alkali	All	OPU/ONPU	Synchronous Belts (Fans)	13	
199	Industrial	Chlor-alkali	All	OPU/ONPU	Preventative Fan Maintenance	5	
200	Industrial	Chlor-alkali	All	OPU/ONPU	Premium Efficiency Control with ASDs (Other motors)	2	41
201	Industrial	Chlor-alkali	All	OPU/ONPU	High/Premium Efficiency Motors	3	42
202	Industrial	Chlor-alkali	All	OPU/ONPU	Correctly sized motors	4	42
203	Industrial	Chlor-alkali	All	OPU/ONPU	Optimized motor control	26	52
204	Industrial	Chlor-alkali	All	OPU/ONPU	Synchronous Belts	13	53
205	Industrial	Chlor-alkali	All	OPU/ONPU	Preventative Motor Maintenance	5	
206	Industrial	Chlor-alkali	All	OPU/ONPU	Premium efficiency ASD compressor	9	42
207	Industrial	Chlor-alkali	All	OPU/ONPU	Optimized Distribution System	5	
208	Industrial	Chlor-alkali	All	OPU/ONPU	Minimize operating air pressure	5	
209	Industrial	Chlor-alkali	All	OPU/ONPU	Optimized sizing of compressor system	10	
210	Industrial	Chlor-alkali	All	OPU/ONPU	Optimized sizes of air receiver tanks	27	42
211	Industrial	Chlor-alkali	All	OPU/ONPU	Use cooler air from outside for make up air	28	54
212	Industrial	Chlor-alkali	All	OPU/ONPU	Premium Efficiency Air Dryer (compressors)	29	
213	Industrial	Chlor-alkali	All	OPU/ONPU	Sequencing Control	7	42
214	Industrial	Chlor-alkali	All	OPU/ONPU	Eliminate air leaks	29	42
215	Industrial	Chlor-alkali	All	OPU/ONPU	Synchronous Belts for Air Compressors	13	
216	Industrial	Chlor-alkali	All	OPU/ONPU	Replace compressed air use with mechanical or electrical	30	
217	Industrial	Chlor-alkali	All	OPU/ONPU	Premium efficiency ASD compressor	9	42
218	Industrial	Chlor-alkali	All	OPU/ONPU	Compression ratio optimization (gas compressor)	31	
219	Industrial	Chlor-alkali	All	OPU/ONPU	Retrofit internal parts of existing centrifugal compressors	32	
220	Industrial	Chlor-alkali	All	OPU/ONPU	Gas compressor right sizing	5	
221	Industrial	Chlor-alkali	All	OPU/ONPU	Volume pocket adjustments	5	
222	Industrial	Chlor-alkali	All	OPU/ONPU	Minimum cylinder clearance	33	
223	Industrial	Chlor-alkali	All	OPU/ONPU	Synchronous Belts for Air or Gas Compressors	13	
224	Industrial	Chlor-alkali	All	OPU/ONPU	Air Source Heat Pump for Backup Generators	34	
225	Industrial	Chlor-alkali	All	OPU/ONPU	High efficiency battery charger (for forklifts)	35	
226	Industrial	Chlor-alkali	All	OPU/ONPU	Free cooling	36	
227	Industrial	Chlor-alkali	All	OPU/ONPU	Radiant Heaters	5	
228	Industrial	Chlor-alkali	All	OPU/ONPU	High efficiency non-packaged HVAC equipment	5	
229	Industrial	Chlor-alkali	All	OPU/ONPU	Seasonal Temperature Settings Adjustments	5	
230	Industrial	Chlor-alkali	All	OPU/ONPU	High-efficiency rooftop AC with an EER of 13.5	5	
231	Industrial	Chlor-alkali	All	OPU/ONPU	Ground Source Heat Pump	5	
232	Industrial	Chlor-alkali	All	OPU/ONPU	Ventilation Heat Recovery	5	
233	Industrial	Chlor-alkali	All	OPU/ONPU	Automated Temperature Control	5	
234	Industrial	Chlor-alkali	All	OPU/ONPU	Reduced Temperature Settings	5	
235	Industrial	Chlor-alkali	All	OPU/ONPU	Destratification Fans	5	55
236	Industrial	Chlor-alkali	All	OPU/ONPU	Warehouse Loading Dock Seals	7	
237	Industrial	Chlor-alkali	All	OPU/ONPU	Air Curtains	11	
238	Industrial	Chlor-alkali	All	OPU/ONPU	Preventative Packaged HVAC Maintenance	5	
239	Industrial	Chlor-alkali	All	OPU/ONPU	Heat Recovery from Processes to Heat Ventilation Make-up Air	37	
240	Industrial	Chlor-alkali	All	OPU/ONPU	High efficiency ballasts for lighting	38	42

MEASURE DESCRIPTION						MEASURE DOCUMENTATION	
Measure ID	Sector	Sub-Sector	Building Type	End Use	Measure Name	Reference 1	Reference 2
241	Industrial	Chlor-alkali	All	OPU/ONPU	High Efficiency Light fixtures	39	42
242	Industrial	Chlor-alkali	All	OPU/ONPU	Efficient Lighting Design	5	42
243	Industrial	Chlor-alkali	All	OPU/ONPU	Lighting controls: on/off timer settings	5	42
244	Industrial	Chlor-alkali	All	OPU/ONPU	Lighting controls: occupancy sensors	5	42
245	Industrial	Chlor-alkali	All	OPU/ONPU	Ventilation Optimization	5	
246	Industrial	Chlor-alkali	All	OPU/ONPU	Premium efficiency ventilation control with VSD	2	42
247	Industrial	Chlor-alkali	All	OPU/ONPU	Demand-Controlled Ventilation	40	56
248	Industrial	Pulp & Paper	All	Machine Drive	Sub-Metering and Interval Metering		5
249	Industrial	Pulp & Paper	All	Machine Drive	Integrated control system	25	5
250	Industrial	Pulp & Paper	All	ONPU	HE Dry-Type Transformers	23	51
251	Industrial	Pulp & Paper	All	ONPU	Advanced water heater controls	5	
252	Industrial	Pulp & Paper	All	ONPU	Process Heat Recovery to Preheat Makeup Water	5	
253	Industrial	Pulp & Paper	All	ONPU	Air Curtains (Oven)	14	
254	Industrial	Pulp & Paper	All	ONPU	Insulation (Oven)	15	46
255	Industrial	Pulp & Paper	All	ONPU	Preventative Oven Maintenance	5	
256	Industrial	Pulp & Paper	All	ONPU	Air Curtains (Dryer)	16	
257	Industrial	Pulp & Paper	All	ONPU	Insulation (Dryer)	15	46
258	Industrial	Pulp & Paper	All	ONPU	Preventative Dryer Maintenance	5	
259	Industrial	Pulp & Paper	All	ONPU	Preventative Furnace Maintenance	5	
260	Industrial	Pulp & Paper	All	ONPU	Insulation (Furnace)	15	46
261	Industrial	Pulp & Paper	All	ONPU	Preventative Kiln Maintenance	5	
262	Industrial	Pulp & Paper	All	ONPU	Insulation (Kiln)	15	46
263	Industrial	Pulp & Paper	All	ONPU	High Efficiency Chiller	17	47
264	Industrial	Pulp & Paper	All	ONPU	Optimized Distribution System	5	
265	Industrial	Pulp & Paper	All	ONPU	Floating head pressure controls	18	48
266	Industrial	Pulp & Paper	All	ONPU	Premium efficiency refrigeration control system	5	
267	Industrial	Pulp & Paper	All	ONPU	Smart Defrost Controls	19	42
268	Industrial	Pulp & Paper	All	ONPU	Doors, Covers and Curtains	11	49
269	Industrial	Pulp & Paper	All	ONPU	Optimized chilled water temperature and/or optimized condenser temperature	20	
270	Industrial	Pulp & Paper	All	ONPU	Preventative refrigeration/cooling system maintenance	21	
271	Industrial	Pulp & Paper	All	ONPU	Optimized condenser pressure	20	
272	Industrial	Pulp & Paper	All	ONPU	VSD on chiller compressor	11	42
273	Industrial	Pulp & Paper	All	ONPU	Free cooling	20	42
274	Industrial	Pulp & Paper	All	ONPU	Improve insulation of refrigeration system	22	50
275	Industrial	Pulp & Paper	All	Pumps	High/Premium Efficiency Motors (Pumps)	3	42
276	Industrial	Pulp & Paper	All	Pumps	Impeller Trimming (Pump)	6	43
277	Industrial	Pulp & Paper	All	Pumps	Optimization of pumping system	7	
278	Industrial	Pulp & Paper	All	Pumps	Premium Efficiency Control with ASDs (Pumps)	8	44
279	Industrial	Pulp & Paper	All	Pumps	Preventative Pump Maintenance	5	
280	Industrial	Pulp & Paper	All	Fans	High/Premium Efficiency Motors (Fans)	3	42
281	Industrial	Pulp & Paper	All	Fans	Impeller Trimming or Inlet Guide Vanes	12	45
282	Industrial	Pulp & Paper	All	HVAC	Optimized duct design to improve efficiency	5	
283	Industrial	Pulp & Paper	All	Fans	Premium efficiency control, with ASD (Fans)	2	42
284	Industrial	Pulp & Paper	All	Fans	Synchronous Belts (Fans)	13	
285	Industrial	Pulp & Paper	All	Fans	Preventative Fan Maintenance	5	
286	Industrial	Pulp & Paper	All	Motor - Other Applications	Premium Efficiency Control with ASDs (Other motors)	2	41
287	Industrial	Pulp & Paper	All	Motor - Other Applications	High/Premium Efficiency Motors	3	42
288	Industrial	Pulp & Paper	All	Motor - Other Applications	Correctly sized motors	4	42
289	Industrial	Pulp & Paper	All	Motor - Other Applications	Optimized motor control	26	52
290	Industrial	Pulp & Paper	All	Motor - Other Applications	Synchronous Belts	13	53
291	Industrial	Pulp & Paper	All	Motor - Other Applications	Preventative Motor Maintenance	5	
292	Industrial	Pulp & Paper	All	Compressors	Premium efficiency ASD compressor	9	42
293	Industrial	Pulp & Paper	All	Compressors	Optimized Distribution System	5	
294	Industrial	Pulp & Paper	All	Compressors	Minimize operating air pressure	5	
295	Industrial	Pulp & Paper	All	Compressors	Optimized sizing of compressor system	10	
296	Industrial	Pulp & Paper	All	Compressors	Optimized sizes of air receiver tanks	27	42
297	Industrial	Pulp & Paper	All	Compressors	Use cooler air from outside for make up air	28	54
298	Industrial	Pulp & Paper	All	Compressors	Premium Efficiency Air Dryer (compressors)	29	
299	Industrial	Pulp & Paper	All	Compressors	Sequencing Control	7	42
300	Industrial	Pulp & Paper	All	Compressors	Eliminate air leaks	29	42

Industrial Measures

MEASURE DESCRIPTION						MEASURE DOCUMENTATION	
Measure ID	Sector	Sub-Sector	Building Type	End Use	Measure Name	Reference 1	Reference 2
301	Industrial	Pulp & Paper	All	Compressors	Synchronous Belts for Air Compressors	13	
302	Industrial	Pulp & Paper	All	Compressors	Replace compressed air use with mechanical or electrical	30	
303	Industrial	Pulp & Paper	All	Compressors	Premium efficiency ASD compressor	9	42
304	Industrial	Pulp & Paper	All	Compressors	Compression ratio optimization (gas compressor)	31	
305	Industrial	Pulp & Paper	All	Compressors	Retrofit internal parts of existing centrifugal compressors	32	
306	Industrial	Pulp & Paper	All	Compressors	Gas compressor right sizing	5	
307	Industrial	Pulp & Paper	All	Compressors	Volume pocket adjustments	5	
308	Industrial	Pulp & Paper	All	Compressors	Minimum cylinder clearance	33	
309	Industrial	Pulp & Paper	All	Compressors	Synchronous Belts for Air or Gas Compressors	13	
310	Industrial	Pulp & Paper	All	ONPU	Air Source Heat Pump for Backup Generators	34	
311	Industrial	Pulp & Paper	All	ONPU	High efficiency battery charger (for forklifts)	35	
312	Industrial	Pulp & Paper	All	ONPU	Free cooling	36	
313	Industrial	Pulp & Paper	All	ONPU	Radiant Heaters	5	
314	Industrial	Pulp & Paper	All	ONPU	High efficiency non-packaged HVAC equipment	5	
315	Industrial	Pulp & Paper	All	ONPU	Seasonal Temperature Settings Adjustments	5	
316	Industrial	Pulp & Paper	All	ONPU	High-efficiency rooftop AC with an EER of 13.5	5	
317	Industrial	Pulp & Paper	All	ONPU	Ground Source Heat Pump	5	
318	Industrial	Pulp & Paper	All	ONPU	Ventilation Heat Recovery	5	
319	Industrial	Pulp & Paper	All	ONPU	Automated Temperature Control	5	
320	Industrial	Pulp & Paper	All	ONPU	Reduced Temperature Settings	5	
321	Industrial	Pulp & Paper	All	ONPU	Destratification Fans	5	55
322	Industrial	Pulp & Paper	All	ONPU	Warehouse Loading Dock Seals	7	
323	Industrial	Pulp & Paper	All	ONPU	Air Curtains	11	
324	Industrial	Pulp & Paper	All	ONPU	Preventative Packaged HVAC Maintenance	5	
325	Industrial	Pulp & Paper	All	ONPU	Heat Recovery from Processes to Heat Ventilation Make-up Air	37	
326	Industrial	Pulp & Paper	All	ONPU	High efficiency ballasts for lighting	38	42
327	Industrial	Pulp & Paper	All	ONPU	High Efficiency Light fixtures	39	42
328	Industrial	Pulp & Paper	All	ONPU	Efficient Lighting Design	5	42
329	Industrial	Pulp & Paper	All	ONPU	Lighting controls: on/off timer settings	5	42
330	Industrial	Pulp & Paper	All	ONPU	Lighting controls: occupancy sensors	5	42
331	Industrial	Pulp & Paper	All	ONPU	Ventilation Optimization	5	
332	Industrial	Pulp & Paper	All	ONPU	Premium efficiency ventilation control with VSD	2	42
333	Industrial	Pulp & Paper	All	ONPU	Demand-Controlled Ventilation	40	56
334	Industrial	Other - Combined	All	Motor - Other Applications	Operations and maintenance	2	4
335	Industrial	Other - Combined	All	Motor - Other Applications	Match Motor Size to Load	2	4
336	Industrial	Other - Combined	All	Motor - Other Applications	Motor Efficiency Upgrade	2	4
337	Industrial	Other - Combined	All	Motor - Other Applications	Variable Speed Drives	2	4
338	Industrial	Other - Combined	All	Pumps	Reduce Overall System Requirements	2	4
339	Industrial	Other - Combined	All	Pumps	Match Pump Size to Load	2	4
340	Industrial	Other - Combined	All	Pumps	Reduce or Control Pump Speed	2	4
341	Industrial	Other - Combined	All	Pumps	Improve Pump Components	2	4
342	Industrial	Other - Combined	All	Pumps	Operation and Maintenance	2	4
343	Industrial	Other - Combined	All	Compressors	Reduce Overall System Requirements	2	4
344	Industrial	Other - Combined	All	Compressors	Match Compressor Size to Load	2	4
345	Industrial	Other - Combined	All	Compressors	Compressor Control	2	4
346	Industrial	Other - Combined	All	Compressors	Improve Compressor Components	2	4
347	Industrial	Other - Combined	All	Compressors	Operation and Maintenance	2	4
348	Industrial	Other - Combined	All	Fans	Reduce Overall System Requirements	2	4
349	Industrial	Other - Combined	All	Fans	Reduce or Control Fan Speed	2	4
350	Industrial	Other - Combined	All	Fans	Improve Fan Components	2	4
351	Industrial	Other - Combined	All	Fans	Operation and Maintenance	2	4
352	Industrial	Other - Combined	All	HVAC	Optimized Duct Design to Improve Efficiency	5	
353	Industrial	Other - Combined	All	PH	Advanced Water Heater Controls	5	
354	Industrial	Other - Combined	All	PH	Process Heat Recovery to Preheat Makeup Water	5	
355	Industrial	Other - Combined	All	PH	Air Curtains (Oven)	14	
356	Industrial	Other - Combined	All	PH	Insulation (Oven)	15	46
357	Industrial	Other - Combined	All	PH	Preventative Oven Maintenance	5	
358	Industrial	Other - Combined	All	PH	Air Curtains (Dryer)	16	
359	Industrial	Other - Combined	All	PH	Insulation (Dryer)	15	46
360	Industrial	Other - Combined	All	PH	Preventative Dryer Maintenance	5	

MEASURE DESCRIPTION						MEASURE DOCUMENTATION	
Measure ID	Sector	Sub-Sector	Building Type	End Use	Measure Name	Reference 1	Reference 2
361	Industrial	Other - Combined	All	PH	Optimized Distribution System	5	
362	Industrial	Other - Combined	All	PCR	High Efficiency Chiller	17	47
363	Industrial	Other - Combined	All	PCR	Floating head pressure controls	18	48
364	Industrial	Other - Combined	All	PCR	Premium Efficiency Refrigeration Control System	5	
365	Industrial	Other - Combined	All	PCR	Smart Defrost Controls	19	42
366	Industrial	Other - Combined	All	PCR	Doors, Covers and Curtains	11	49
367	Industrial	Other - Combined	All	PCR	Optimized chilled water temperature and/or optimized condenser temperature	20	
368	Industrial	Other - Combined	All	PCR	Preventative Refrigeration/cooling System Maintenance	21	
369	Industrial	Other - Combined	All	PCR	Optimized condenser pressure	20	
370	Industrial	Other - Combined	All	PCR	Free cooling	20	42
371	Industrial	Other - Combined	All	PCR	Improve Insulation of Refrigeration System	22	50
372	Industrial	Other - Combined	All	ONPU	HE Dry-Type Transformers	23	51
373	Industrial	Other - Combined	All	HVAC	Air Source Heat Pump for Backup Generators	34	
374	Industrial	Other - Combined	All	ONPU	High efficiency battery charger (for forklifts)	35	
375	Industrial	Other - Combined	All	HVAC	Radiant Heaters	5	
376	Industrial	Other - Combined	All	HVAC	High efficiency non-packaged HVAC equipment	5	
377	Industrial	Other - Combined	All	HVAC	Seasonal Temperature Settings Adjustments	5	
378	Industrial	Other - Combined	All	HVAC	High-efficiency rooftop AC with an EER of 13.5	5	
379	Industrial	Other - Combined	All	HVAC	Ground Source Heat Pump	5	
380	Industrial	Other - Combined	All	HVAC	Ventilation Heat Recovery	5	
381	Industrial	Other - Combined	All	HVAC	Automated Temperature Control	5	
382	Industrial	Other - Combined	All	HVAC	Reduced Temperature Settings	5	
383	Industrial	Other - Combined	All	HVAC	Destratification Fans	5	55
384	Industrial	Other - Combined	All	HVAC	Warehouse Loading Dock Seals	7	
385	Industrial	Other - Combined	All	HVAC	Preventative Packaged HVAC Maintenance	5	
386	Industrial	Other - Combined	All	HVAC	Heat Recovery from Processes to Heat Ventilation Make-up Air	37	
387	Industrial	Other - Combined	All	FL	High efficiency ballasts for lighting	38	42
388	Industrial	Other - Combined	All	FL	High Efficiency Light fixtures	39	42
389	Industrial	Other - Combined	All	FL	Efficient Lighting Design	5	42
390	Industrial	Other - Combined	All	FL	Lighting controls: on/off timer settings	5	42
391	Industrial	Other - Combined	All	FL	Lighting controls: occupancy sensors	5	42
392	Industrial	Other - Combined	All	HVAC	Ventilation Optimization	5	
393	Industrial	Other - Combined	All	HVAC	Premium efficiency ventilation control with VSD	2	42
394	Industrial	Other - Combined	All	HVAC	Demand-Controlled Ventilation	40	56
395	Industrial	Industrial Organic Chemicals	All	HVAC	Air Source Heat Pump for Backup Generators	34	
396	Industrial	Industrial Organic Chemicals	All	HVAC	Free cooling	36	
397	Industrial	Industrial Organic Chemicals	All	HVAC	Radiant Heaters	5	
398	Industrial	Industrial Organic Chemicals	All	HVAC	High efficiency non-packaged HVAC equipment	5	
399	Industrial	Industrial Organic Chemicals	All	HVAC	Seasonal Temperature Settings Adjustments	5	
400	Industrial	Industrial Organic Chemicals	All	HVAC	High-efficiency rooftop AC with an EER of 13.5	5	
401	Industrial	Industrial Organic Chemicals	All	HVAC	Ground Source Heat Pump	5	
402	Industrial	Industrial Organic Chemicals	All	HVAC	Ventilation Heat Recovery	5	
403	Industrial	Industrial Organic Chemicals	All	HVAC	Automated Temperature Control	5	
404	Industrial	Industrial Organic Chemicals	All	HVAC	Reduced Temperature Settings	5	
405	Industrial	Industrial Organic Chemicals	All	HVAC	Destratification Fans	5	55
406	Industrial	Industrial Organic Chemicals	All	HVAC	Warehouse Loading Dock Seals	7	
407	Industrial	Industrial Organic Chemicals	All	HVAC	Air Curtains	11	
408	Industrial	Industrial Organic Chemicals	All	HVAC	Preventative Packaged HVAC Maintenance	5	
409	Industrial	Industrial Organic Chemicals	All	HVAC	Heat Recovery from Processes to Heat Ventilation Make-up Air	37	
410	Industrial	Industrial Organic Chemicals	All	FL	High efficiency ballasts for lighting	38	42
411	Industrial	Industrial Organic Chemicals	All	FL	High Efficiency Light fixtures	39	42
412	Industrial	Industrial Organic Chemicals	All	FL	Efficient Lighting Design	5	42
413	Industrial	Industrial Organic Chemicals	All	FL	Lighting controls: on/off timer settings	5	42
414	Industrial	Industrial Organic Chemicals	All	FL	Lighting controls: occupancy sensors	5	42
415	Industrial	Industrial Organic Chemicals	All	HVAC	Ventilation Optimization	5	
416	Industrial	Industrial Organic Chemicals	All	HVAC	Premium efficiency ventilation control with VSD	2	42
417	Industrial	Industrial Organic Chemicals	All	HVAC	Demand-Controlled Ventilation	40	56
418	Industrial	Industrial Organic Chemicals	All	HVAC	Optimized duct design to improve efficiency	5	
419	Industrial	Petroleum Refining	All	HVAC	Air Source Heat Pump for Backup Generators	34	
420	Industrial	Petroleum Refining	All	HVAC	Free cooling	36	

MEASURE DESCRIPTION						MEASURE DOCUMENTATION	
Measure ID	Sector	Sub-Sector	Building Type	End Use	Measure Name	Reference 1	Reference 2
421	Industrial	Petroleum Refining	All	HVAC	Radiant Heaters	5	
422	Industrial	Petroleum Refining	All	HVAC	High efficiency non-packaged HVAC equipment	5	
423	Industrial	Petroleum Refining	All	HVAC	Seasonal Temperature Settings Adjustments	5	
424	Industrial	Petroleum Refining	All	HVAC	High-efficiency rooftop AC with an EER of 13.5	5	
425	Industrial	Petroleum Refining	All	HVAC	Ground Source Heat Pump	5	
426	Industrial	Petroleum Refining	All	HVAC	Ventilation Heat Recovery	5	
427	Industrial	Petroleum Refining	All	HVAC	Automated Temperature Control	5	
428	Industrial	Petroleum Refining	All	HVAC	Reduced Temperature Settings	5	
429	Industrial	Petroleum Refining	All	HVAC	Destratification Fans	5	55
430	Industrial	Petroleum Refining	All	HVAC	Warehouse Loading Dock Seals	7	
431	Industrial	Petroleum Refining	All	HVAC	Air Curtains	11	
432	Industrial	Petroleum Refining	All	HVAC	Preventative Packaged HVAC Maintenance	5	
433	Industrial	Petroleum Refining	All	HVAC	Heat Recovery from Processes to Heat Ventilation Make-up Air	37	
434	Industrial	Petroleum Refining	All	FL	High efficiency ballasts for lighting	38	42
435	Industrial	Petroleum Refining	All	FL	High Efficiency Light fixtures	39	42
436	Industrial	Petroleum Refining	All	FL	Efficient Lighting Design	5	42
437	Industrial	Petroleum Refining	All	FL	Lighting controls: on/off timer settings	5	42
438	Industrial	Petroleum Refining	All	FL	Lighting controls: occupancy sensors	5	42
439	Industrial	Petroleum Refining	All	HVAC	Ventilation Optimization	5	
440	Industrial	Petroleum Refining	All	HVAC	Premium efficiency ventilation control with VSD	2	42
441	Industrial	Petroleum Refining	All	HVAC	Demand-Controlled Ventilation	40	56
442	Industrial	Petroleum Refining	All	HVAC	Optimized duct design to improve efficiency	5	
443	Industrial	Plastics & Polymers	All	HVAC	Air Source Heat Pump for Backup Generators	34	
444	Industrial	Plastics & Polymers	All	HVAC	Free cooling	36	
445	Industrial	Plastics & Polymers	All	HVAC	Radiant Heaters	5	
446	Industrial	Plastics & Polymers	All	HVAC	High efficiency non-packaged HVAC equipment	5	
447	Industrial	Plastics & Polymers	All	HVAC	Seasonal Temperature Settings Adjustments	5	
448	Industrial	Plastics & Polymers	All	HVAC	High-efficiency rooftop AC with an EER of 13.5	5	
449	Industrial	Plastics & Polymers	All	HVAC	Ground Source Heat Pump	5	
450	Industrial	Plastics & Polymers	All	HVAC	Ventilation Heat Recovery	5	
451	Industrial	Plastics & Polymers	All	HVAC	Automated Temperature Control	5	
452	Industrial	Plastics & Polymers	All	HVAC	Reduced Temperature Settings	5	
453	Industrial	Plastics & Polymers	All	HVAC	Destratification Fans	5	55
454	Industrial	Plastics & Polymers	All	HVAC	Warehouse Loading Dock Seals	7	
455	Industrial	Plastics & Polymers	All	HVAC	Air Curtains	11	
456	Industrial	Plastics & Polymers	All	HVAC	Preventative Packaged HVAC Maintenance	5	
457	Industrial	Plastics & Polymers	All	HVAC	Heat Recovery from Processes to Heat Ventilation Make-up Air	37	
458	Industrial	Plastics & Polymers	All	FL	High efficiency ballasts for lighting	38	42
459	Industrial	Plastics & Polymers	All	FL	High Efficiency Light fixtures	39	42
460	Industrial	Plastics & Polymers	All	FL	Efficient Lighting Design	5	42
461	Industrial	Plastics & Polymers	All	FL	Lighting controls: on/off timer settings	5	42
462	Industrial	Plastics & Polymers	All	FL	Lighting controls: occupancy sensors	5	42
463	Industrial	Plastics & Polymers	All	HVAC	Ventilation Optimization	5	
464	Industrial	Plastics & Polymers	All	HVAC	Premium efficiency ventilation control with VSD	2	42
465	Industrial	Plastics & Polymers	All	HVAC	Demand-Controlled Ventilation	40	56
466	Industrial	Plastics & Polymers	All	HVAC	Optimized duct design to improve efficiency	5	

MEASURE DESCRIPTION							PARTICIPATION REFERENCE CASE					
Measure ID	Sector	Sub-Sector	Building Type	End Use	Measure Name	Program	First Year of Participation (So Year)	First Year Annual Participation Rate (So)	Year of Maximum Annual Participation (Smax Year)	Maximum Annual Participation Rate (Smax)	Final Year of Participation (Fo Year)	Final Year Annual Participation Rate (Fo)
1	Industrial	Petroleum Refining	All	Motor - Other Applications	Operations and maintenance	Machine Drive	2015	1.4000000000%	2034	6.999999843%	2034	6.999999843%
2	Industrial	Petroleum Refining	All	Motor - Other Applications	Match Motor Size to Load	Machine Drive	2016	1.2488008835%	2034	6.999813465%	2034	6.999813465%
3	Industrial	Petroleum Refining	All	Motor - Other Applications	Motor Efficiency Upgrade	Machine Drive	2016	1.2488008835%	2034	6.999813465%	2034	6.999813465%
4	Industrial	Petroleum Refining	All	Motor - Other Applications	Variable Speed Drives	Machine Drive	2016	1.2488008835%	2034	6.999813465%	2034	6.999813465%
5	Industrial	Petroleum Refining	All	Pumps	Reduce Overall System Requirements	Machine Drive	2016	1.2488008835%	2034	6.999813465%	2034	6.999813465%
6	Industrial	Petroleum Refining	All	Pumps	Match Pump Size to Load	Machine Drive	2016	1.2488008835%	2034	6.999813465%	2034	6.999813465%
7	Industrial	Petroleum Refining	All	Pumps	Reduce or Control Pump Speed	Machine Drive	2016	1.2488008835%	2034	6.999813465%	2034	6.999813465%
8	Industrial	Petroleum Refining	All	Pumps	Improve Pump Components	Machine Drive	2016	1.2488008835%	2034	6.999813465%	2034	6.999813465%
9	Industrial	Petroleum Refining	All	Pumps	Operation and Maintenance	Machine Drive	2015	1.4000000000%	2034	6.999999843%	2034	6.999999843%
10	Industrial	Petroleum Refining	All	Compressors	Reduce Overall System Requirements	Machine Drive	2016	1.2488008835%	2034	6.999813465%	2034	6.999813465%
11	Industrial	Petroleum Refining	All	Compressors	Match Compressor Size to Load	Machine Drive	2016	1.2488008835%	2034	6.999813465%	2034	6.999813465%
12	Industrial	Petroleum Refining	All	Compressors	Compressor Control	Machine Drive	2016	1.2488008835%	2034	6.999813465%	2034	6.999813465%
13	Industrial	Petroleum Refining	All	Compressors	Improve Compressor Components	Machine Drive	2016	1.2488008835%	2034	6.999813465%	2034	6.999813465%
14	Industrial	Petroleum Refining	All	Compressors	Operation and Maintenance	Machine Drive	2015	1.4000000000%	2034	6.999999843%	2034	6.999999843%
15	Industrial	Petroleum Refining	All	Fans	Reduce Overall System Requirements	Machine Drive	2016	1.2488008835%	2034	6.999813465%	2034	6.999813465%
16	Industrial	Petroleum Refining	All	Fans	Reduce or Control Fan Speed	Machine Drive	2016	1.2488008835%	2034	6.999813465%	2034	6.999813465%
17	Industrial	Petroleum Refining	All	Fans	Improve Fan Components	Machine Drive	2016	1.2488008835%	2034	6.999813465%	2034	6.999813465%
18	Industrial	Petroleum Refining	All	Fans	Operation and Maintenance	Machine Drive	2015	1.4000000000%	2034	6.999999843%	2034	6.999999843%
19	Industrial	Industrial Organic Chemicals	All	Motor - Other Applications	Operations and maintenance	Machine Drive	2015	1.4000000000%	2034	6.999999843%	2034	6.999999843%
20	Industrial	Industrial Organic Chemicals	All	Motor - Other Applications	Match Motor Size to Load	Machine Drive	2016	1.2488008835%	2034	6.999813465%	2034	6.999813465%
21	Industrial	Industrial Organic Chemicals	All	Motor - Other Applications	Motor Efficiency Upgrade	Machine Drive	2016	1.2488008835%	2034	6.999813465%	2034	6.999813465%
22	Industrial	Industrial Organic Chemicals	All	Motor - Other Applications	Variable Speed Drives	Machine Drive	2016	1.2488008835%	2034	6.999813465%	2034	6.999813465%
23	Industrial	Industrial Organic Chemicals	All	Pumps	Reduce Overall System Requirements	Machine Drive	2016	1.2488008835%	2034	6.999813465%	2034	6.999813465%
24	Industrial	Industrial Organic Chemicals	All	Pumps	Match Pump Size to Load	Machine Drive	2016	1.2488008835%	2034	6.999813465%	2034	6.999813465%
25	Industrial	Industrial Organic Chemicals	All	Pumps	Reduce or Control Pump Speed	Machine Drive	2016	1.2488008835%	2034	6.999813465%	2034	6.999813465%
26	Industrial	Industrial Organic Chemicals	All	Pumps	Improve Pump Components	Machine Drive	2016	1.2488008835%	2034	6.999813465%	2034	6.999813465%
27	Industrial	Industrial Organic Chemicals	All	Pumps	Operation and Maintenance	Machine Drive	2015	1.4000000000%	2034	6.999999843%	2034	6.999999843%
28	Industrial	Industrial Organic Chemicals	All	Compressors	Reduce Overall System Requirements	Machine Drive	2016	1.2488008835%	2034	6.999813465%	2034	6.999813465%
29	Industrial	Industrial Organic Chemicals	All	Compressors	Match Compressor Size to Load	Machine Drive	2016	1.2488008835%	2034	6.999813465%	2034	6.999813465%
30	Industrial	Industrial Organic Chemicals	All	Compressors	Compressor Control	Machine Drive	2016	1.2488008835%	2034	6.999813465%	2034	6.999813465%
31	Industrial	Industrial Organic Chemicals	All	Compressors	Improve Compressor Components	Machine Drive	2016	1.2488008835%	2034	6.999813465%	2034	6.999813465%
32	Industrial	Industrial Organic Chemicals	All	Compressors	Operation and Maintenance	Machine Drive	2015	1.4000000000%	2034	6.999999843%	2034	6.999999843%
33	Industrial	Industrial Organic Chemicals	All	Fans	Reduce Overall System Requirements	Machine Drive	2016	1.2488008835%	2034	6.999813465%	2034	6.999813465%
34	Industrial	Industrial Organic Chemicals	All	Fans	Reduce or Control Fan Speed	Machine Drive	2016	1.2488008835%	2034	6.999813465%	2034	6.999813465%
35	Industrial	Industrial Organic Chemicals	All	Fans	Improve Fan Components	Machine Drive	2016	1.2488008835%	2034	6.999813465%	2034	6.999813465%
36	Industrial	Industrial Organic Chemicals	All	Fans	Operation and Maintenance	Machine Drive	2015	1.4000000000%	2034	6.999999843%	2034	6.999999843%
37	Industrial	Plastics & Polymers	All	Machine Drive	Energy monitoring and process controls (sub-metering , monitoring and control systems)	Machine Drive	2016	1.2488008835%	2034	6.999813465%	2034	6.999813465%
38	Industrial	Plastics & Polymers	All	Motor - Other Applications	Premium Efficiency Control with ASDs	Machine Drive	2016	1.2488008835%	2034	6.999813465%	2034	6.999813465%
39	Industrial	Plastics & Polymers	All	Motor - Other Applications	Motor Efficiency Upgrade	Machine Drive	2016	1.2488008835%	2034	6.999813465%	2034	6.999813465%
40	Industrial	Plastics & Polymers	All	Motor - Other Applications	Match Motor Size to Load	Machine Drive	2016	1.2488008835%	2034	6.999813465%	2034	6.999813465%
41	Industrial	Plastics & Polymers	All	Motor - Other Applications	Preventative Motor Maintenance	Machine Drive	2015	1.4000000000%	2034	6.999999843%	2034	6.999999843%
42	Industrial	Plastics & Polymers	All	Pumps	Impeller Trimming (Pump)	Machine Drive	2016	1.2488008835%	2034	6.999813465%	2034	6.999813465%
43	Industrial	Plastics & Polymers	All	Pumps	Optimization of Pumping System	Machine Drive	2016	1.2488008835%	2034	6.999813465%	2034	6.999813465%
44	Industrial	Plastics & Polymers	All	Pumps	Premium Efficiency Control with ASDs (Pumps)	Machine Drive	2016	1.2488008835%	2034	6.999813465%	2034	6.999813465%
45	Industrial	Plastics & Polymers	All	Pumps	Preventative Pump Maintenance	Machine Drive	2015	1.4000000000%	2034	6.999999843%	2034	6.999999843%
46	Industrial	Plastics & Polymers	All	Compressors	Premium Efficiency Control with ASD (Compressor)	Machine Drive	2016	1.2296048882%	2034	6.892215538%	2034	6.892215538%
47	Industrial	Plastics & Polymers	All	Compressors	Optimized Distribution System	Machine Drive	2016	1.2488008835%	2034	6.999813465%	2034	6.999813465%
48	Industrial	Plastics & Polymers	All	Compressors	Minimize Operating Air Pressure	Machine Drive	2015	1.4000000000%	2034	6.999999843%	2034	6.999999843%
49	Industrial	Plastics & Polymers	All	Compressors	Match Compressor Size to Load	Machine Drive	2016	1.2488008835%	2034	6.999813465%	2034	6.999813465%
50	Industrial	Plastics & Polymers	All	Compressors	VSD on Chiller Compressor	Machine Drive	2016	1.2488008835%	2034	6.999813465%	2034	6.999813465%
51	Industrial	Plastics & Polymers	All	Fans	Impeller Trimming or Inlet Guide Vanes	Machine Drive	2016	1.2488008835%	2034	6.999813465%	2034	6.999813465%
52	Industrial	Plastics & Polymers	All	Fans	Premium Efficiency Control with ASD (Fans)	Machine Drive	2016	1.2488008835%	2034	6.999813465%	2034	6.999813465%
53	Industrial	Plastics & Polymers	All	Fans	Synchronous Belts (Fans)	Machine Drive	2016	1.2488008835%	2034	6.999813465%	2034	6.999813465%
54	Industrial	Plastics & Polymers	All	Fans	Preventative Fan Maintenance	Machine Drive	2015	1.4000000000%	2034	6.999999843%	2034	6.999999843%
55	Industrial	Plastics & Polymers	All	HVAC	Optimized Duct Design to Improve Efficiency	Facility HVAC	2015	1.0934918437%	2034	5.467459096%	2034	5.467459096%
56	Industrial	Plastics & Polymers	All	PH	Advanced Water Heater Controls	Process Heating	2016	1.0704007573%	2034	5.999840113%	2034	5.999840113%
57	Industrial	Plastics & Polymers	All	PH	Process Heat Recovery to Preheat Makeup Water	Process Heating	2016	1.0704007573%	2034	5.999840113%	2034	5.999840113%

*N/A: Measure did not pass measure level screening and therefore was not included in a program.

MEASURE DESCRIPTION							PARTICIPATION REFERENCE CASE					
Measure ID	Sector	Sub-Sector	Building Type	End Use	Measure Name	Program	First Year of Participation (So Year)	First Year Annual Participation Rate (So)	Year of Maximum Annual Participation (Smax Year)	Maximum Annual Participation Rate (Smax)	Final Year of Participation (Fo Year)	Final Year Annual Participation Rate (Fo)
58	Industrial	Plastics & Polymers	All	PH	Air Curtains (Oven)	Process Heating	2016	1.0704007573%	2034	5.999840113%	2034	5.999840113%
59	Industrial	Plastics & Polymers	All	PH	Insulation (Oven)	Process Heating	2016	1.0704007573%	2034	5.999840113%	2034	5.999840113%
60	Industrial	Plastics & Polymers	All	PH	Preventative Oven Maintenance	Process Heating	2015	1.2000000000%	2034	5.999999866%	2034	5.999999866%
61	Industrial	Plastics & Polymers	All	PH	Air Curtains (Dryer)	Process Heating	2016	1.0704007573%	2034	5.999840113%	2034	5.999840113%
62	Industrial	Plastics & Polymers	All	PH	Insulation (Dryer)	Process Heating	2016	1.0704007573%	2034	5.999840113%	2034	5.999840113%
63	Industrial	Plastics & Polymers	All	PH	Preventative Dryer Maintenance	Process Heating	2015	1.2000000000%	2034	5.999999866%	2034	5.999999866%
64	Industrial	Plastics & Polymers	All	PH	Optimized Distribution System	Process Heating	2016	1.0704007573%	2034	5.999840113%	2034	5.999840113%
65	Industrial	Plastics & Polymers	All	PCR	High Efficiency Chiller	Process Cooling and Refrigeration	2016	0.8484615433%	2034	4.755820254%	2034	4.755820254%
66	Industrial	Plastics & Polymers	All	PCR	Floating head pressure controls	Process Cooling and Refrigeration	2016	1.0704007573%	2034	5.999840113%	2034	5.999840113%
67	Industrial	Plastics & Polymers	All	PCR	Premium Efficiency Refrigeration Control System	Process Cooling and Refrigeration	2016	0.4857781476%	2034	2.722897192%	2034	2.722897192%
68	Industrial	Plastics & Polymers	All	PCR	Smart Defrost Controls	Process Cooling and Refrigeration	2016	1.0704007573%	2034	5.999840113%	2034	5.999840113%
69	Industrial	Plastics & Polymers	All	PCR	Doors, Covers and Curtains	Process Cooling and Refrigeration	2016	1.0704007573%	2034	5.999840113%	2034	5.999840113%
70	Industrial	Plastics & Polymers	All	PCR	Optimized chilled water temperature and/or optimized condenser temperature	Process Cooling and Refrigeration	2015	1.2000000000%	2034	5.999999866%	2034	5.999999866%
71	Industrial	Plastics & Polymers	All	PCR	Preventative Refrigeration/cooling System Maintenance	Process Cooling and Refrigeration	2015	1.2000000000%	2034	5.999999866%	2034	5.999999866%
72	Industrial	Plastics & Polymers	All	PCR	Optimized condenser pressure	Process Cooling and Refrigeration	2015	1.2000000000%	2034	5.999999866%	2034	5.999999866%
73	Industrial	Plastics & Polymers	All	PCR	Free cooling	Process Cooling and Refrigeration	2016	1.0704007573%	2034	5.999840113%	2034	5.999840113%
74	Industrial	Plastics & Polymers	All	PCR	Improve Insulation of Refrigeration System	Process Cooling and Refrigeration	2016	1.0704007573%	2034	5.999840113%	2034	5.999840113%
75	Industrial	Plastics & Polymers	All	ONPU	HE Dry-Type Transformers	Other Process/Non-Process Use	2016	1.0704007573%	2034	5.999840113%	2034	5.999840113%
76	Industrial	Small Industrial	All	Machine Drive	Sub-Metering and Interval Metering	Machine Drive	2016	0.2676001893%	2034	1.499960028%	2034	1.499960028%
77	Industrial	Small Industrial	All	Machine Drive	Integrated control system	Machine Drive	2016	0.2676001893%	2034	1.499960028%	2034	1.499960028%
78	Industrial	Small Industrial	All	OPU	HE Dry-Type Transformers	Other Process/Non-Process Use	2016	0.2676001893%	2034	1.499960028%	2034	1.499960028%
79	Industrial	Small Industrial	All	PH	Advanced water heater controls	Process Heating	2016	0.2676001893%	2034	1.499960028%	2034	1.499960028%
80	Industrial	Small Industrial	All	PH	Process Heat Recovery to Preheat Makeup Water	Process Heating	2016	0.2676001893%	2034	1.499960028%	2034	1.499960028%
81	Industrial	Small Industrial	All	PH	Air Curtains (Oven)	Process Heating	2016	0.2676001893%	2034	1.499960028%	2034	1.499960028%
82	Industrial	Small Industrial	All	PH	Insulation (Oven)	Process Heating	2016	0.2676001893%	2034	1.499960028%	2034	1.499960028%
83	Industrial	Small Industrial	All	PH	Preventative Oven Maintenance	Process Heating	2015	0.3000000000%	2034	1.499996114%	2034	1.499996114%
84	Industrial	Small Industrial	All	PH	Air Curtains (Dryer)	Process Heating	2016	0.2676001893%	2034	1.499960028%	2034	1.499960028%
85	Industrial	Small Industrial	All	PH	Insulation (Dryer)	Process Heating	2016	0.2676001893%	2034	1.499960028%	2034	1.499960028%
86	Industrial	Small Industrial	All	PH	Preventative Dryer Maintenance	Process Heating	2015	0.3000000000%	2034	1.499996114%	2034	1.499996114%
87	Industrial	Small Industrial	All	PH	Preventative Furnace Maintenance	Process Heating	2015	0.3000000000%	2034	1.499996114%	2034	1.499996114%
88	Industrial	Small Industrial	All	PH	Insulation (Furnace)	Process Heating	2016	0.2676001893%	2034	1.499960028%	2034	1.499960028%
89	Industrial	Small Industrial	All	PH	Preventative Kiln Maintenance	Process Heating	2015	0.3000000000%	2034	1.499996114%	2034	1.499996114%
90	Industrial	Small Industrial	All	PH	Insulation (Kiln)	Process Heating	2016	0.2676001893%	2034	1.499960028%	2034	1.499960028%
91	Industrial	Small Industrial	All	PCR	High Efficiency Chiller	Process Cooling and Refrigeration	2016	0.1008431927%	2034	0.565249070%	2034	0.565249070%
92	Industrial	Small Industrial	All	PCR	Optimized Distribution System	Process Cooling and Refrigeration	2016	0.2676001893%	2034	1.499960028%	2034	1.499960028%
93	Industrial	Small Industrial	All	PCR	Floating head pressure controls	Process Cooling and Refrigeration	2016	0.2676001893%	2034	1.499960028%	2034	1.499960028%
94	Industrial	Small Industrial	All	PCR	Premium efficiency refrigeration control system	Process Cooling and Refrigeration	2016	0.0443693352%	2034	0.248700232%	2034	0.248700232%
95	Industrial	Small Industrial	All	PCR	Smart Defrost Controls	Process Cooling and Refrigeration	2016	0.2676001893%	2034	1.499960028%	2034	1.499960028%
96	Industrial	Small Industrial	All	PCR	Doors, Covers and Curtains	Process Cooling and Refrigeration	2016	0.2676001893%	2034	1.499960028%	2034	1.499960028%
97	Industrial	Small Industrial	All	PCR	Optimized chilled water temperature and/or optimized condenser temperature	Process Cooling and Refrigeration	2015	0.3000000000%	2034	1.499996114%	2034	1.499996114%
98	Industrial	Small Industrial	All	PCR	Preventative refrigeration/cooling system maintenance	Process Cooling and Refrigeration	2015	0.3000000000%	2034	1.499996114%	2034	1.499996114%
99	Industrial	Small Industrial	All	PCR	Optimized condenser pressure	Process Cooling and Refrigeration	2015	0.3000000000%	2034	1.499996114%	2034	1.499996114%
100	Industrial	Small Industrial	All	PCR	VSD on chiller compressor	Process Cooling and Refrigeration	2016	0.2676001893%	2034	1.499960028%	2034	1.499960028%
101	Industrial	Small Industrial	All	PCR	Free cooling	Process Cooling and Refrigeration	2016	0.2676001893%	2034	1.499960028%	2034	1.499960028%
102	Industrial	Small Industrial	All	PCR	Improve insulation of refrigeration system	Process Cooling and Refrigeration	2016	0.2676001893%	2034	1.499960028%	2034	1.499960028%
103	Industrial	Small Industrial	All	Pumps	High/Premium Efficiency Motors (Pumps)	Machine Drive	2016	0.2676001893%	2034	1.499960028%	2034	1.499960028%
104	Industrial	Small Industrial	All	Pumps	Impeller Trimming (Pump)	Machine Drive	2016	0.2676001893%	2034	1.499960028%	2034	1.499960028%
105	Industrial	Small Industrial	All	Pumps	Optimization of pumping system	Machine Drive	2016	0.2676001893%	2034	1.499960028%	2034	1.499960028%
106	Industrial	Small Industrial	All	Pumps	Premium Efficiency Control with ASDs (Pumps)	Machine Drive	2016	0.2676001893%	2034	1.499960028%	2034	1.499960028%
107	Industrial	Small Industrial	All	Pumps	Preventative Pump Maintenance	Machine Drive	2015	0.3000000000%	2034	1.499996114%	2034	1.499996114%
108	Industrial	Small Industrial	All	Fans	High/Premium Efficiency Motors (Fans)	Machine Drive	2016	0.2676001893%	2034	1.499960028%	2034	1.499960028%
109	Industrial	Small Industrial	All	Fans	Impeller Trimming or Inlet Guide Vanes	Machine Drive	2016	0.2676001893%	2034	1.499960028%	2034	1.499960028%
110	Industrial	Small Industrial	All	HVAC	Optimized duct design to improve efficiency	Facility HVAC	2015	0.1872435174%	2034	0.936215162%	2034	0.936215162%
111	Industrial	Small Industrial	All	Fans	Premium efficiency control, with ASD (Fans)	Machine Drive	2016	0.2676001893%	2034	1.499960028%	2034	1.499960028%
112	Industrial	Small Industrial	All	Fans	Synchronous Belts (Fans)	Machine Drive	2016	0.2676001893%	2034	1.499960028%	2034	1.499960028%
113	Industrial	Small Industrial	All	Fans	Preventative Fan Maintenance	Machine Drive	2015	0.3000000000%	2034	1.499996114%	2034	1.499996114%
114	Industrial	Small Industrial	All	Motor - Other Applications	Premium Efficiency Control with ASDs (Other motors)	Machine Drive	2016	0.2676001893%	2034	1.499960028%	2034	1.499960028%
115	Industrial	Small Industrial	All	Motor - Other Applications	High/Premium Efficiency Motors	Machine Drive	2016	0.2676001893%	2034	1.499960028%	2034	1.499960028%
116	Industrial	Small Industrial	All	Motor - Other Applications	Correctly sized motors	Machine Drive	2016	0.2676001893%	2034	1.499960028%	2034	1.499960028%
117	Industrial	Small Industrial	All	Motor - Other Applications	Optimized motor control	Machine Drive	2016	0.2676001893%	2034	1.499960028%	2034	1.499960028%

*N/A: Measure did not pass measure level screening and therefore was not included in a program.

MEASURE DESCRIPTION							PARTICIPATION REFERENCE CASE					
Measure ID	Sector	Sub-Sector	Building Type	End Use	Measure Name	Program	First Year of Participation (So Year)	First Year Annual Participation Rate (So)	Year of Maximum Annual Participation (Smax Year)	Maximum Annual Participation Rate (Smax)	Final Year of Participation (Fo Year)	Final Year Annual Participation Rate (Fo)
118	Industrial	Small Industrial	All	Motor - Other Applications	Synchronous Belts	Machine Drive	2016	0.2676001893%	2034	1.499960028%	2034	1.499960028%
119	Industrial	Small Industrial	All	Motor - Other Applications	Preventative Motor Maintenance	Machine Drive	2015	0.3000000000%	2034	1.499996114%	2034	1.499996114%
120	Industrial	Small Industrial	All	Compressors	Premium efficiency ASD compressor	Machine Drive	2016	0.1417927895%	2034	0.794780890%	2034	0.794780890%
121	Industrial	Small Industrial	All	Compressors	Optimized Distribution System	Machine Drive	2016	0.2676001893%	2034	1.499960028%	2034	1.499960028%
122	Industrial	Small Industrial	All	Compressors	Minimize operating air pressure	Machine Drive	2015	0.3000000000%	2034	1.499996114%	2034	1.499996114%
123	Industrial	Small Industrial	All	Compressors	Optimized sizing of compressor system	Machine Drive	2016	0.2676001893%	2034	1.499960028%	2034	1.499960028%
124	Industrial	Small Industrial	All	Compressors	Optimized sizes of air receiver tanks	Machine Drive	2016	0.2676001893%	2034	1.499960028%	2034	1.499960028%
125	Industrial	Small Industrial	All	Compressors	Use cooler air from outside for make up air	Machine Drive	2016	0.2676001893%	2034	1.499960028%	2034	1.499960028%
126	Industrial	Small Industrial	All	Compressors	Premium Efficiency Air Dryer (compressors)	Machine Drive	2016	0.2676001893%	2034	1.499960028%	2034	1.499960028%
127	Industrial	Small Industrial	All	Compressors	Sequencing Control	Machine Drive	2016	0.2676001893%	2034	1.499960028%	2034	1.499960028%
128	Industrial	Small Industrial	All	Compressors	Eliminate air leaks	Machine Drive	2016	0.2676001893%	2034	1.499960028%	2034	1.499960028%
129	Industrial	Small Industrial	All	Compressors	Synchronous Belts for Air Compressors	Machine Drive	2016	0.2676001893%	2034	1.499960028%	2034	1.499960028%
130	Industrial	Small Industrial	All	Compressors	Replace compressed air use with mechanical or electrical	Machine Drive	2016	0.2676001893%	2034	1.499960028%	2034	1.499960028%
131	Industrial	Small Industrial	All	Compressors	Premium efficiency ASD compressor	Machine Drive	2016	0.2676001893%	2034	1.499960028%	2034	1.499960028%
132	Industrial	Small Industrial	All	Compressors	Compression ratio optimization (gas compressor)	Machine Drive	2016	0.2676001893%	2034	1.499960028%	2034	1.499960028%
133	Industrial	Small Industrial	All	Compressors	Retrofit internal parts of existing centrifugal compressors	Machine Drive	2016	0.2676001893%	2034	1.499960028%	2034	1.499960028%
134	Industrial	Small Industrial	All	Compressors	Gas compressor right sizing	Machine Drive	2016	0.2676001893%	2034	1.499960028%	2034	1.499960028%
135	Industrial	Small Industrial	All	Compressors	Volume pocket adjustments	Machine Drive	2015	0.3000000000%	2034	1.499996114%	2034	1.499996114%
136	Industrial	Small Industrial	All	Compressors	Minimum cylinder clearance	Machine Drive	2016	0.2676001893%	2034	1.499960028%	2034	1.499960028%
137	Industrial	Small Industrial	All	Compressors	Synchronous Belts for Air or Gas Compressors	Machine Drive	2016	0.2676001893%	2034	1.499960028%	2034	1.499960028%
138	Industrial	Small Industrial	All	HVAC	Air Source Heat Pump for Backup Generators	Facility HVAC	2015	0.0032847243%	2034	0.016423579%	2034	0.016423579%
139	Industrial	Small Industrial	All	ONPU	High efficiency battery charger (for forklifts)	Other Process/Non-Process Use	2016	0.2676001893%	2034	1.499960028%	2034	1.499960028%
140	Industrial	Small Industrial	All	HVAC	Free cooling	Facility HVAC	2015	0.4000000000%	2034	1.999994819%	2034	1.999994819%
141	Industrial	Small Industrial	All	HVAC	Radiant Heaters	*N/A	*N/A	*N/A	*N/A	*N/A	*N/A	*N/A
142	Industrial	Small Industrial	All	HVAC	High efficiency non-packaged HVAC equipment	*N/A	*N/A	*N/A	*N/A	*N/A	*N/A	*N/A
143	Industrial	Small Industrial	All	HVAC	Seasonal Temperature Settings Adjustments	Facility HVAC	2015	0.4000000000%	2034	1.999994819%	2034	1.999994819%
144	Industrial	Small Industrial	All	HVAC	High-efficiency rooftop AC with an EER of 13.5	Facility HVAC	2015	0.4000000000%	2034	1.999994819%	2034	1.999994819%
145	Industrial	Small Industrial	All	HVAC	Ground Source Heat Pump	Facility HVAC	2015	0.0000084405%	2034	0.000042202%	2034	0.000042202%
146	Industrial	Small Industrial	All	HVAC	Ventilation Heat Recovery	*N/A	*N/A	*N/A	*N/A	*N/A	*N/A	*N/A
147	Industrial	Small Industrial	All	HVAC	Automated Temperature Control	Facility HVAC	2015	0.4000000000%	2034	1.999994819%	2034	1.999994819%
148	Industrial	Small Industrial	All	HVAC	Reduced Temperature Settings	Facility HVAC	2015	0.4000000000%	2034	1.999994819%	2034	1.999994819%
149	Industrial	Small Industrial	All	HVAC	Destratification Fans	Facility HVAC	2015	0.4000000000%	2034	1.999994819%	2034	1.999994819%
150	Industrial	Small Industrial	All	HVAC	Warehouse Loading Dock Seals	Facility HVAC	2015	0.4000000000%	2034	1.999994819%	2034	1.999994819%
151	Industrial	Small Industrial	All	HVAC	Air Curtains	Facility HVAC	2015	0.1251666895%	2034	0.625831827%	2034	0.625831827%
152	Industrial	Small Industrial	All	HVAC	Preventative Packaged HVAC Maintenance	Facility HVAC	2015	0.4000000000%	2034	1.999994819%	2034	1.999994819%
153	Industrial	Small Industrial	All	HVAC	Heat Recovery from Processes to Heat Ventilation Make-up Air	*N/A	*N/A	*N/A	*N/A	*N/A	*N/A	*N/A
154	Industrial	Small Industrial	All	FL	High efficiency ballasts for lighting	Facility Lighting	2015	0.4000000000%	2034	1.999994819%	2034	1.999994819%
155	Industrial	Small Industrial	All	FL	High Efficiency Light fixtures	Facility Lighting	2015	0.2474593597%	2034	1.237293593%	2034	1.237293593%
156	Industrial	Small Industrial	All	FL	Efficient Lighting Design	Facility Lighting	2015	0.4000000000%	2034	1.999994819%	2034	1.999994819%
157	Industrial	Small Industrial	All	FL	Lighting controls: on/off timer settings	Facility Lighting	2015	0.4000000000%	2034	1.999994819%	2034	1.999994819%
158	Industrial	Small Industrial	All	FL	Lighting controls: occupancy sensors	Facility Lighting	2015	0.0167070065%	2034	0.083534816%	2034	0.083534816%
159	Industrial	Small Industrial	All	HVAC	Ventilation Optimization	Facility HVAC	2015	0.1872435174%	2034	0.936215162%	2034	0.936215162%
160	Industrial	Small Industrial	All	HVAC	Premium efficiency ventilation control with VSD	Facility HVAC	2015	0.4000000000%	2034	1.999994819%	2034	1.999994819%
161	Industrial	Small Industrial	All	HVAC	Demand-Controlled Ventilation	Facility HVAC	2015	0.0253830779%	2034	0.126915061%	2034	0.126915061%
162	Industrial	Chlor-alkali	All	OPU/ONPU	Sub-Metering and Interval Metering	Other Process/Non-Process Use	2016	0.1070400757%	2034	0.599984011%	2034	0.599984011%
163	Industrial	Chlor-alkali	All	OPU/ONPU	Integrated control system	Other Process/Non-Process Use	2016	0.1070400757%	2034	0.599984011%	2034	0.599984011%
164	Industrial	Chlor-alkali	All	OPU/ONPU	HE Dry-Type Transformers	Other Process/Non-Process Use	2016	0.1070400757%	2034	0.599984011%	2034	0.599984011%
165	Industrial	Chlor-alkali	All	OPU/ONPU	Advanced water heater controls	Other Process/Non-Process Use	2016	0.1070400757%	2034	0.599984011%	2034	0.599984011%
166	Industrial	Chlor-alkali	All	OPU/ONPU	Process Heat Recovery to Preheat Makeup Water	Other Process/Non-Process Use	2016	0.1070400757%	2034	0.599984011%	2034	0.599984011%
167	Industrial	Chlor-alkali	All	OPU/ONPU	Air Curtains (Oven)	Other Process/Non-Process Use	2016	0.1070400757%	2034	0.599984011%	2034	0.599984011%
168	Industrial	Chlor-alkali	All	OPU/ONPU	Insulation (Oven)	Other Process/Non-Process Use	2016	0.1070400757%	2034	0.599984011%	2034	0.599984011%
169	Industrial	Chlor-alkali	All	OPU/ONPU	Preventative Oven Maintenance	Other Process/Non-Process Use	2015	0.1200000000%	2034	0.599999987%	2034	0.599999987%
170	Industrial	Chlor-alkali	All	OPU/ONPU	Air Curtains (Dryer)	Other Process/Non-Process Use	2016	0.1070400757%	2034	0.599984011%	2034	0.599984011%
171	Industrial	Chlor-alkali	All	OPU/ONPU	Insulation (Dryer)	Other Process/Non-Process Use	2016	0.1070400757%	2034	0.599984011%	2034	0.599984011%
172	Industrial	Chlor-alkali	All	OPU/ONPU	Preventative Dryer Maintenance	Other Process/Non-Process Use	2015	0.1200000000%	2034	0.599999987%	2034	0.599999987%
173	Industrial	Chlor-alkali	All	OPU/ONPU	Preventative Furnace Maintenance	Other Process/Non-Process Use	2015	0.1200000000%	2034	0.599999987%	2034	0.599999987%
174	Industrial	Chlor-alkali	All	OPU/ONPU	Insulation (Furnace)	Other Process/Non-Process Use	2016	0.1070400757%	2034	0.599984011%	2034	0.599984011%
175	Industrial	Chlor-alkali	All	OPU/ONPU	Preventative Kiln Maintenance	Other Process/Non-Process Use	2015	0.1200000000%	2034	0.599999987%	2034	0.599999987%
176	Industrial	Chlor-alkali	All	OPU/ONPU	Insulation (Kiln)	Other Process/Non-Process Use	2016	0.1070400757%	2034	0.599984011%	2034	0.599984011%
177	Industrial	Chlor-alkali	All	OPU/ONPU	High Efficiency Chiller	Other Process/Non-Process Use	2016	0.0848461543%	2034	0.475582025%	2034	0.475582025%

*N/A: Measure did not pass measure level screening and therefore was not included in a program.

MEASURE DESCRIPTION							PARTICIPATION REFERENCE CASE					
Measure ID	Sector	Sub-Sector	Building Type	End Use	Measure Name	Program	First Year of Participation (So Year)	First Year Annual Participation Rate (So)	Year of Maximum Annual Participation (Smax Year)	Maximum Annual Participation Rate (Smax)	Final Year of Participation (Fo Year)	Final Year Annual Participation Rate (Fo)
178	Industrial	Chlor-alkali	All	OPU/ONPU	Optimized Distribution System	Other Process/Non-Process Use	2016	0.1070400757%	2034	0.599984011%	2034	0.599984011%
179	Industrial	Chlor-alkali	All	OPU/ONPU	Floating head pressure controls	Other Process/Non-Process Use	2016	0.1070400757%	2034	0.599984011%	2034	0.599984011%
180	Industrial	Chlor-alkali	All	OPU/ONPU	Premium efficiency refrigeration control system	Other Process/Non-Process Use	2016	0.0485778148%	2034	0.272289719%	2034	0.272289719%
181	Industrial	Chlor-alkali	All	OPU/ONPU	Smart Defrost Controls	Other Process/Non-Process Use	2016	0.1070400757%	2034	0.599984011%	2034	0.599984011%
182	Industrial	Chlor-alkali	All	OPU/ONPU	Doors, Covers and Curtains	Other Process/Non-Process Use	2016	0.1070400757%	2034	0.599984011%	2034	0.599984011%
183	Industrial	Chlor-alkali	All	OPU/ONPU	Optimized chilled water temperature and/or optimized condenser temperature	Other Process/Non-Process Use	2015	0.1200000000%	2034	0.599999987%	2034	0.599999987%
184	Industrial	Chlor-alkali	All	OPU/ONPU	Preventative refrigeration/cooling system maintenance	Other Process/Non-Process Use	2015	0.1200000000%	2034	0.599999987%	2034	0.599999987%
185	Industrial	Chlor-alkali	All	OPU/ONPU	Optimized condenser pressure	Other Process/Non-Process Use	2015	0.1200000000%	2034	0.599999987%	2034	0.599999987%
186	Industrial	Chlor-alkali	All	OPU/ONPU	VSD on chiller compressor	Other Process/Non-Process Use	2016	0.1070400757%	2034	0.599984011%	2034	0.599984011%
187	Industrial	Chlor-alkali	All	OPU/ONPU	Free cooling	Other Process/Non-Process Use	2016	0.1070400757%	2034	0.599984011%	2034	0.599984011%
188	Industrial	Chlor-alkali	All	OPU/ONPU	Improve insulation of refrigeration system	Other Process/Non-Process Use	2016	0.1070400757%	2034	0.599984011%	2034	0.599984011%
189	Industrial	Chlor-alkali	All	OPU/ONPU	High/Premium Efficiency Motors (Pumps)	Other Process/Non-Process Use	2016	0.1070400757%	2034	0.599984011%	2034	0.599984011%
190	Industrial	Chlor-alkali	All	OPU/ONPU	Impeller Trimming (Pump)	Other Process/Non-Process Use	2016	0.1070400757%	2034	0.599984011%	2034	0.599984011%
191	Industrial	Chlor-alkali	All	OPU/ONPU	Optimization of pumping system	Other Process/Non-Process Use	2016	0.1070400757%	2034	0.599984011%	2034	0.599984011%
192	Industrial	Chlor-alkali	All	OPU/ONPU	Premium Efficiency Control with ASDs (Pumps)	Other Process/Non-Process Use	2016	0.1070400757%	2034	0.599984011%	2034	0.599984011%
193	Industrial	Chlor-alkali	All	OPU/ONPU	Preventative Pump Maintenance	Other Process/Non-Process Use	2015	0.1200000000%	2034	0.599999987%	2034	0.599999987%
194	Industrial	Chlor-alkali	All	OPU/ONPU	High/Premium Efficiency Motors (Fans)	Other Process/Non-Process Use	2016	0.1070400757%	2034	0.599984011%	2034	0.599984011%
195	Industrial	Chlor-alkali	All	OPU/ONPU	Impeller Trimming or Inlet Guide Vanes	Other Process/Non-Process Use	2016	0.1070400757%	2034	0.599984011%	2034	0.599984011%
196	Industrial	Chlor-alkali	All	OPU/ONPU	Optimized duct design to improve efficiency	Other Process/Non-Process Use	2016	0.0975395415%	2034	0.546731352%	2034	0.546731352%
197	Industrial	Chlor-alkali	All	OPU/ONPU	Premium efficiency control, with ASD (Fans)	Other Process/Non-Process Use	2016	0.1070400757%	2034	0.599984011%	2034	0.599984011%
198	Industrial	Chlor-alkali	All	OPU/ONPU	Synchronous Belts (Fans)	Other Process/Non-Process Use	2016	0.1070400757%	2034	0.599984011%	2034	0.599984011%
199	Industrial	Chlor-alkali	All	OPU/ONPU	Preventative Fan Maintenance	Other Process/Non-Process Use	2015	0.1200000000%	2034	0.599999987%	2034	0.599999987%
200	Industrial	Chlor-alkali	All	OPU/ONPU	Premium Efficiency Control with ASDs (Other motors)	Other Process/Non-Process Use	2016	0.1070400757%	2034	0.599984011%	2034	0.599984011%
201	Industrial	Chlor-alkali	All	OPU/ONPU	High/Premium Efficiency Motors	Other Process/Non-Process Use	2016	0.1070400757%	2034	0.599984011%	2034	0.599984011%
202	Industrial	Chlor-alkali	All	OPU/ONPU	Correctly sized motors	Other Process/Non-Process Use	2016	0.1070400757%	2034	0.599984011%	2034	0.599984011%
203	Industrial	Chlor-alkali	All	OPU/ONPU	Optimized motor control	Other Process/Non-Process Use	2016	0.1070400757%	2034	0.599984011%	2034	0.599984011%
204	Industrial	Chlor-alkali	All	OPU/ONPU	Synchronous Belts	Other Process/Non-Process Use	2016	0.1070400757%	2034	0.599984011%	2034	0.599984011%
205	Industrial	Chlor-alkali	All	OPU/ONPU	Preventative Motor Maintenance	Other Process/Non-Process Use	2015	0.1200000000%	2034	0.599999987%	2034	0.599999987%
206	Industrial	Chlor-alkali	All	OPU/ONPU	Premium efficiency ASD compressor	Other Process/Non-Process Use	2016	0.1053947047%	2034	0.590761332%	2034	0.590761332%
207	Industrial	Chlor-alkali	All	OPU/ONPU	Optimized Distribution System	Other Process/Non-Process Use	2016	0.1070400757%	2034	0.599984011%	2034	0.599984011%
208	Industrial	Chlor-alkali	All	OPU/ONPU	Minimize operating air pressure	Other Process/Non-Process Use	2015	0.1200000000%	2034	0.599999987%	2034	0.599999987%
209	Industrial	Chlor-alkali	All	OPU/ONPU	Optimized sizing of compressor system	Other Process/Non-Process Use	2016	0.1070400757%	2034	0.599984011%	2034	0.599984011%
210	Industrial	Chlor-alkali	All	OPU/ONPU	Optimized sizes of air receiver tanks	Other Process/Non-Process Use	2016	0.1070400757%	2034	0.599984011%	2034	0.599984011%
211	Industrial	Chlor-alkali	All	OPU/ONPU	Use cooler air from outside for make up air	Other Process/Non-Process Use	2015	0.1200000000%	2034	0.599999987%	2034	0.599999987%
212	Industrial	Chlor-alkali	All	OPU/ONPU	Premium Efficiency Air Dryer (compressors)	Other Process/Non-Process Use	2016	0.1070400757%	2034	0.599984011%	2034	0.599984011%
213	Industrial	Chlor-alkali	All	OPU/ONPU	Sequencing Control	Other Process/Non-Process Use	2016	0.1070400757%	2034	0.599984011%	2034	0.599984011%
214	Industrial	Chlor-alkali	All	OPU/ONPU	Eliminate air leaks	Other Process/Non-Process Use	2016	0.1070400757%	2034	0.599984011%	2034	0.599984011%
215	Industrial	Chlor-alkali	All	OPU/ONPU	Synchronous Belts for Air Compressors	Other Process/Non-Process Use	2016	0.1070400757%	2034	0.599984011%	2034	0.599984011%
216	Industrial	Chlor-alkali	All	OPU/ONPU	Replace compressed air use with mechanical or electrical	Other Process/Non-Process Use	2016	0.1070400757%	2034	0.599984011%	2034	0.599984011%
217	Industrial	Chlor-alkali	All	OPU/ONPU	Premium efficiency ASD compressor	Other Process/Non-Process Use	2016	0.1070400757%	2034	0.599984011%	2034	0.599984011%
218	Industrial	Chlor-alkali	All	OPU/ONPU	Compression ratio optimization (gas compressor)	Other Process/Non-Process Use	2016	0.1070400757%	2034	0.599984011%	2034	0.599984011%
219	Industrial	Chlor-alkali	All	OPU/ONPU	Retrofit internal parts of existing centrifugal compressors	Other Process/Non-Process Use	2016	0.1070400757%	2034	0.599984011%	2034	0.599984011%
220	Industrial	Chlor-alkali	All	OPU/ONPU	Gas compressor right sizing	Other Process/Non-Process Use	2016	0.1070400757%	2034	0.599984011%	2034	0.599984011%
221	Industrial	Chlor-alkali	All	OPU/ONPU	Volume pocket adjustments	Other Process/Non-Process Use	2015	0.1200000000%	2034	0.599999987%	2034	0.599999987%
222	Industrial	Chlor-alkali	All	OPU/ONPU	Minimum cylinder clearance	Other Process/Non-Process Use	2016	0.1070400757%	2034	0.599984011%	2034	0.599984011%
223	Industrial	Chlor-alkali	All	OPU/ONPU	Synchronous Belts for Air or Gas Compressors	Other Process/Non-Process Use	2016	0.1070400757%	2034	0.599984011%	2034	0.599984011%
224	Industrial	Chlor-alkali	All	OPU/ONPU	Air Source Heat Pump for Backup Generators	Other Process/Non-Process Use	2016	0.0065852985%	2034	0.036912099%	2034	0.036912099%
225	Industrial	Chlor-alkali	All	OPU/ONPU	High efficiency battery charger (for forklifts)	Other Process/Non-Process Use	2016	0.1070400757%	2034	0.599984011%	2034	0.599984011%
226	Industrial	Chlor-alkali	All	OPU/ONPU	Free cooling	Other Process/Non-Process Use	2015	0.1200000000%	2034	0.599999987%	2034	0.599999987%
227	Industrial	Chlor-alkali	All	OPU/ONPU	Radiant Heaters	*N/A	*N/A	*N/A	*N/A	*N/A	*N/A	*N/A
228	Industrial	Chlor-alkali	All	OPU/ONPU	High efficiency non-packaged HVAC equipment	*N/A	*N/A	*N/A	*N/A	*N/A	*N/A	*N/A
229	Industrial	Chlor-alkali	All	OPU/ONPU	Seasonal Temperature Settings Adjustments	Other Process/Non-Process Use	2015	0.1200000000%	2034	0.599999987%	2034	0.599999987%
230	Industrial	Chlor-alkali	All	OPU/ONPU	High-efficiency rooftop AC with an EER of 13.5	Other Process/Non-Process Use	2015	0.1200000000%	2034	0.599999987%	2034	0.599999987%
231	Industrial	Chlor-alkali	All	OPU/ONPU	Ground Source Heat Pump	Other Process/Non-Process Use	2015	0.0001377885%	2034	0.000688942%	2034	0.000688942%
232	Industrial	Chlor-alkali	All	OPU/ONPU	Ventilation Heat Recovery	Other Process/Non-Process Use	2015	0.0000004679%	2034	0.000002340%	2034	0.000002340%
233	Industrial	Chlor-alkali	All	OPU/ONPU	Automated Temperature Control	Other Process/Non-Process Use	2015	0.1200000000%	2034	0.599999987%	2034	0.599999987%
234	Industrial	Chlor-alkali	All	OPU/ONPU	Reduced Temperature Settings	Other Process/Non-Process Use	2015	0.1200000000%	2034	0.599999987%	2034	0.599999987%
235	Industrial	Chlor-alkali	All	OPU/ONPU	Destratification Fans	Other Process/Non-Process Use	2015	0.1200000000%	2034	0.599999987%	2034	0.599999987%
236	Industrial	Chlor-alkali	All	OPU/ONPU	Warehouse Loading Dock Seals	Other Process/Non-Process Use	2015	0.1200000000%	2034	0.599999987%	2034	0.599999987%
237	Industrial	Chlor-alkali	All	OPU/ONPU	Air Curtains	Other Process/Non-Process Use	2015	0.0840322651%	2034	0.420161316%	2034	0.420161316%

*N/A: Measure did not pass measure level screening and therefore was not included in a program.

MEASURE DESCRIPTION							PARTICIPATION REFERENCE CASE					
Measure ID	Sector	Sub-Sector	Building Type	End Use	Measure Name	Program	First Year of Participation (So Year)	First Year Annual Participation Rate (So)	Year of Maximum Annual Participation (Smax Year)	Maximum Annual Participation Rate (Smax)	Final Year of Participation (Fo Year)	Final Year Annual Participation Rate (Fo)
238	Industrial	Chlor-alkali	All	OPU/ONPU	Preventative Packaged HVAC Maintenance	Other Process/Non-Process Use	2015	0.1200000000%	2034	0.599999987%	2034	0.599999987%
239	Industrial	Chlor-alkali	All	OPU/ONPU	Heat Recovery from Processes to Heat Ventilation Make-up Air	*N/A	*N/A	*N/A	*N/A	*N/A	*N/A	*N/A
240	Industrial	Chlor-alkali	All	OPU/ONPU	High efficiency ballasts for lighting	Other Process/Non-Process Use	2015	0.1200000000%	2034	0.599999987%	2034	0.599999987%
241	Industrial	Chlor-alkali	All	OPU/ONPU	High Efficiency Light fixtures	Other Process/Non-Process Use	2015	0.1200000000%	2034	0.599999987%	2034	0.599999987%
242	Industrial	Chlor-alkali	All	OPU/ONPU	Efficient Lighting Design	Other Process/Non-Process Use	2015	0.1200000000%	2034	0.599999987%	2034	0.599999987%
243	Industrial	Chlor-alkali	All	OPU/ONPU	Lighting controls: on/off timer settings	Other Process/Non-Process Use	2015	0.1200000000%	2034	0.599999987%	2034	0.599999987%
244	Industrial	Chlor-alkali	All	OPU/ONPU	Lighting controls: occupancy sensors	Other Process/Non-Process Use	2015	0.0218345099%	2034	0.109172547%	2034	0.109172547%
245	Industrial	Chlor-alkali	All	OPU/ONPU	Ventilation Optimization	Other Process/Non-Process Use	2015	0.1093491844%	2034	0.546745910%	2034	0.546745910%
246	Industrial	Chlor-alkali	All	OPU/ONPU	Premium efficiency ventilation control with VSD	Other Process/Non-Process Use	2015	0.1200000000%	2034	0.599999987%	2034	0.599999987%
247	Industrial	Chlor-alkali	All	OPU/ONPU	Demand-Controlled Ventilation	Other Process/Non-Process Use	2015	0.0288562933%	2034	0.144281463%	2034	0.144281463%
248	Industrial	Pulp & Paper	All	Machine Drive	Sub-Metering and Interval Metering	Machine Drive	2016	1.2488008835%	2034	6.999813465%	2034	6.999813465%
249	Industrial	Pulp & Paper	All	Machine Drive	Integrated control system	Machine Drive	2016	1.2488008835%	2034	6.999813465%	2034	6.999813465%
250	Industrial	Pulp & Paper	All	ONPU	HE Dry-Type Transformers	Other Process/Non-Process Use	2016	1.0704007573%	2034	5.999840113%	2034	5.999840113%
251	Industrial	Pulp & Paper	All	ONPU	Advanced water heater controls	Other Process/Non-Process Use	2016	1.0704007573%	2034	5.999840113%	2034	5.999840113%
252	Industrial	Pulp & Paper	All	ONPU	Process Heat Recovery to Preheat Makeup Water	Other Process/Non-Process Use	2016	1.0704007573%	2034	5.999840113%	2034	5.999840113%
253	Industrial	Pulp & Paper	All	ONPU	Air Curtains (Oven)	Other Process/Non-Process Use	2016	1.0704007573%	2034	5.999840113%	2034	5.999840113%
254	Industrial	Pulp & Paper	All	ONPU	Insulation (Oven)	Other Process/Non-Process Use	2016	1.0704007573%	2034	5.999840113%	2034	5.999840113%
255	Industrial	Pulp & Paper	All	ONPU	Preventative Oven Maintenance	Other Process/Non-Process Use	2015	1.2000000000%	2034	5.999999866%	2034	5.999999866%
256	Industrial	Pulp & Paper	All	ONPU	Air Curtains (Dryer)	Other Process/Non-Process Use	2016	1.0704007573%	2034	5.999840113%	2034	5.999840113%
257	Industrial	Pulp & Paper	All	ONPU	Insulation (Dryer)	Other Process/Non-Process Use	2016	1.0704007573%	2034	5.999840113%	2034	5.999840113%
258	Industrial	Pulp & Paper	All	ONPU	Preventative Dryer Maintenance	Other Process/Non-Process Use	2015	1.2000000000%	2034	5.999999866%	2034	5.999999866%
259	Industrial	Pulp & Paper	All	ONPU	Preventative Furnace Maintenance	Other Process/Non-Process Use	2015	1.2000000000%	2034	5.999999866%	2034	5.999999866%
260	Industrial	Pulp & Paper	All	ONPU	Insulation (Furnace)	Other Process/Non-Process Use	2016	1.0704007573%	2034	5.999840113%	2034	5.999840113%
261	Industrial	Pulp & Paper	All	ONPU	Preventative Kiln Maintenance	Other Process/Non-Process Use	2015	1.2000000000%	2034	5.999999866%	2034	5.999999866%
262	Industrial	Pulp & Paper	All	ONPU	Insulation (Kiln)	Other Process/Non-Process Use	2016	1.0704007573%	2034	5.999840113%	2034	5.999840113%
263	Industrial	Pulp & Paper	All	ONPU	High Efficiency Chiller	Other Process/Non-Process Use	2016	0.8484615433%	2034	4.755820254%	2034	4.755820254%
264	Industrial	Pulp & Paper	All	ONPU	Optimized Distribution System	Other Process/Non-Process Use	2016	1.0704007573%	2034	5.999840113%	2034	5.999840113%
265	Industrial	Pulp & Paper	All	ONPU	Floating head pressure controls	Other Process/Non-Process Use	2016	1.0704007573%	2034	5.999840113%	2034	5.999840113%
266	Industrial	Pulp & Paper	All	ONPU	Premium efficiency refrigeration control system	Other Process/Non-Process Use	2016	0.4857781476%	2034	2.722897192%	2034	2.722897192%
267	Industrial	Pulp & Paper	All	ONPU	Smart Defrost Controls	Other Process/Non-Process Use	2016	1.0704007573%	2034	5.999840113%	2034	5.999840113%
268	Industrial	Pulp & Paper	All	ONPU	Doors, Covers and Curtains	Other Process/Non-Process Use	2016	1.0704007573%	2034	5.999840113%	2034	5.999840113%
269	Industrial	Pulp & Paper	All	ONPU	Optimized chilled water temperature and/or optimized condenser temperature	Other Process/Non-Process Use	2015	1.2000000000%	2034	5.999999866%	2034	5.999999866%
270	Industrial	Pulp & Paper	All	ONPU	Preventative refrigeration/cooling system maintenance	Other Process/Non-Process Use	2015	1.2000000000%	2034	5.999999866%	2034	5.999999866%
271	Industrial	Pulp & Paper	All	ONPU	Optimized condenser pressure	Other Process/Non-Process Use	2015	1.2000000000%	2034	5.999999866%	2034	5.999999866%
272	Industrial	Pulp & Paper	All	ONPU	VSD on chiller compressor	Other Process/Non-Process Use	2016	1.0704007573%	2034	5.999840113%	2034	5.999840113%
273	Industrial	Pulp & Paper	All	ONPU	Free cooling	Other Process/Non-Process Use	2016	1.0704007573%	2034	5.999840113%	2034	5.999840113%
274	Industrial	Pulp & Paper	All	ONPU	Improve insulation of refrigeration system	Other Process/Non-Process Use	2016	1.0704007573%	2034	5.999840113%	2034	5.999840113%
275	Industrial	Pulp & Paper	All	Pumps	High/Premium Efficiency Motors (Pumps)	Machine Drive	2016	1.2488008835%	2034	6.999813465%	2034	6.999813465%
276	Industrial	Pulp & Paper	All	Pumps	Impeller Trimming (Pump)	Machine Drive	2016	1.2488008835%	2034	6.999813465%	2034	6.999813465%
277	Industrial	Pulp & Paper	All	Pumps	Optimization of pumping system	Machine Drive	2016	1.2488008835%	2034	6.999813465%	2034	6.999813465%
278	Industrial	Pulp & Paper	All	Pumps	Premium Efficiency Control with ASDs (Pumps)	Machine Drive	2016	1.2488008835%	2034	6.999813465%	2034	6.999813465%
279	Industrial	Pulp & Paper	All	Pumps	Preventative Pump Maintenance	Machine Drive	2015	1.4000000000%	2034	6.999999843%	2034	6.999999843%
280	Industrial	Pulp & Paper	All	Fans	High/Premium Efficiency Motors (Fans)	Machine Drive	2016	1.2488008835%	2034	6.999813465%	2034	6.999813465%
281	Industrial	Pulp & Paper	All	Fans	Impeller Trimming or Inlet Guide Vanes	Machine Drive	2016	1.2488008835%	2034	6.999813465%	2034	6.999813465%
282	Industrial	Pulp & Paper	All	HVAC	Optimized duct design to improve efficiency	Facility HVAC	2015	1.0934918437%	2034	5.467459096%	2034	5.467459096%
283	Industrial	Pulp & Paper	All	Fans	Premium efficiency control, with ASD (Fans)	Machine Drive	2016	1.2488008835%	2034	6.999813465%	2034	6.999813465%
284	Industrial	Pulp & Paper	All	Fans	Synchronous Belts (Fans)	Machine Drive	2016	1.2488008835%	2034	6.999813465%	2034	6.999813465%
285	Industrial	Pulp & Paper	All	Fans	Preventative Fan Maintenance	Machine Drive	2015	1.4000000000%	2034	6.999999843%	2034	6.999999843%
286	Industrial	Pulp & Paper	All	Motor - Other Applications	Premium Efficiency Control with ASDs (Other motors)	Machine Drive	2016	1.2488008835%	2034	6.999813465%	2034	6.999813465%
287	Industrial	Pulp & Paper	All	Motor - Other Applications	High/Premium Efficiency Motors	Machine Drive	2016	1.2488008835%	2034	6.999813465%	2034	6.999813465%
288	Industrial	Pulp & Paper	All	Motor - Other Applications	Correctly sized motors	Machine Drive	2016	1.2488008835%	2034	6.999813465%	2034	6.999813465%
289	Industrial	Pulp & Paper	All	Motor - Other Applications	Optimized motor control	Machine Drive	2016	1.2488008835%	2034	6.999813465%	2034	6.999813465%
290	Industrial	Pulp & Paper	All	Motor - Other Applications	Synchronous Belts	Machine Drive	2016	1.2488008835%	2034	6.999813465%	2034	6.999813465%
291	Industrial	Pulp & Paper	All	Motor - Other Applications	Preventative Motor Maintenance	Machine Drive	2015	1.4000000000%	2034	6.999999843%	2034	6.999999843%
292	Industrial	Pulp & Paper	All	Compressors	Premium efficiency ASD compressor	Machine Drive	2016	1.2296048882%	2034	6.892215538%	2034	6.892215538%
293	Industrial	Pulp & Paper	All	Compressors	Optimized Distribution System	Machine Drive	2016	1.2488008835%	2034	6.999813465%	2034	6.999813465%
294	Industrial	Pulp & Paper	All	Compressors	Minimize operating air pressure	Machine Drive	2015	1.4000000000%	2034	6.999999843%	2034	6.999999843%
295	Industrial	Pulp & Paper	All	Compressors	Optimized sizing of compressor system	Machine Drive	2016	1.2488008835%	2034	6.999813465%	2034	6.999813465%
296	Industrial	Pulp & Paper	All	Compressors	Optimized sizes of air receiver tanks	Machine Drive	2016	1.2488008835%	2034	6.999813465%	2034	6.999813465%
297	Industrial	Pulp & Paper	All	Compressors	Use cooler air from outside for make up air	Machine Drive	2015	1.4000000000%	2034	6.999999843%	2034	6.999999843%

*N/A: Measure did not pass measure level screening and therefore was not included in a program.

MEASURE DESCRIPTION							PARTICIPATION REFERENCE CASE					
Measure ID	Sector	Sub-Sector	Building Type	End Use	Measure Name	Program	First Year of Participation (So Year)	First Year Annual Participation Rate (So)	Year of Maximum Annual Participation (Smax Year)	Maximum Annual Participation Rate (Smax)	Final Year of Participation (Fo Year)	Final Year Annual Participation Rate (Fo)
298	Industrial	Pulp & Paper	All	Compressors	Premium Efficiency Air Dryer (compressors)	Machine Drive	2016	1.2488008835%	2034	6.999813465%	2034	6.999813465%
299	Industrial	Pulp & Paper	All	Compressors	Sequencing Control	Machine Drive	2016	1.2488008835%	2034	6.999813465%	2034	6.999813465%
300	Industrial	Pulp & Paper	All	Compressors	Eliminate air leaks	Machine Drive	2016	1.2488008835%	2034	6.999813465%	2034	6.999813465%
301	Industrial	Pulp & Paper	All	Compressors	Synchronous Belts for Air Compressors	Machine Drive	2016	1.2488008835%	2034	6.999813465%	2034	6.999813465%
302	Industrial	Pulp & Paper	All	Compressors	Replace compressed air use with mechanical or electrical	Machine Drive	2016	1.2488008835%	2034	6.999813465%	2034	6.999813465%
303	Industrial	Pulp & Paper	All	Compressors	Premium efficiency ASD compressor	Machine Drive	2016	1.2488008835%	2034	6.999813465%	2034	6.999813465%
304	Industrial	Pulp & Paper	All	Compressors	Compression ratio optimization (gas compressor)	Machine Drive	2016	1.2488008835%	2034	6.999813465%	2034	6.999813465%
305	Industrial	Pulp & Paper	All	Compressors	Retrofit internal parts of existing centrifugal compressors	Machine Drive	2016	1.2488008835%	2034	6.999813465%	2034	6.999813465%
306	Industrial	Pulp & Paper	All	Compressors	Gas compressor right sizing	Machine Drive	2016	1.2488008835%	2034	6.999813465%	2034	6.999813465%
307	Industrial	Pulp & Paper	All	Compressors	Volume pocket adjustments	Machine Drive	2015	1.4000000000%	2034	6.999999843%	2034	6.999999843%
308	Industrial	Pulp & Paper	All	Compressors	Minimum cylinder clearance	Machine Drive	2016	1.2488008835%	2034	6.999813465%	2034	6.999813465%
309	Industrial	Pulp & Paper	All	Compressors	Synchronous Belts for Air or Gas Compressors	Machine Drive	2016	1.2488008835%	2034	6.999813465%	2034	6.999813465%
310	Industrial	Pulp & Paper	All	ONPU	Air Source Heat Pump for Backup Generators	Other Process/Non-Process Use	2016	0.0658529852%	2034	0.369120985%	2034	0.369120985%
311	Industrial	Pulp & Paper	All	ONPU	High efficiency battery charger (for forklifts)	Other Process/Non-Process Use	2016	1.0704007573%	2034	5.999840113%	2034	5.999840113%
312	Industrial	Pulp & Paper	All	ONPU	Free cooling	Other Process/Non-Process Use	2015	1.2000000000%	2034	5.999999866%	2034	5.999999866%
313	Industrial	Pulp & Paper	All	ONPU	Radiant Heaters	*N/A	*N/A	*N/A	*N/A	*N/A	*N/A	*N/A
314	Industrial	Pulp & Paper	All	ONPU	High efficiency non-packaged HVAC equipment	*N/A	*N/A	*N/A	*N/A	*N/A	*N/A	*N/A
315	Industrial	Pulp & Paper	All	ONPU	Seasonal Temperature Settings Adjustments	Other Process/Non-Process Use	2015	1.2000000000%	2034	5.999999866%	2034	5.999999866%
316	Industrial	Pulp & Paper	All	ONPU	High-efficiency rooftop AC with an EER of 13.5	Other Process/Non-Process Use	2015	1.2000000000%	2034	5.999999866%	2034	5.999999866%
317	Industrial	Pulp & Paper	All	ONPU	Ground Source Heat Pump	Other Process/Non-Process Use	2015	0.0013778848%	2034	0.006889424%	2034	0.006889424%
318	Industrial	Pulp & Paper	All	ONPU	Ventilation Heat Recovery	Other Process/Non-Process Use	2015	0.0000046793%	2034	0.000023396%	2034	0.000023396%
319	Industrial	Pulp & Paper	All	ONPU	Automated Temperature Control	Other Process/Non-Process Use	2015	1.2000000000%	2034	5.999999866%	2034	5.999999866%
320	Industrial	Pulp & Paper	All	ONPU	Reduced Temperature Settings	Other Process/Non-Process Use	2015	1.2000000000%	2034	5.999999866%	2034	5.999999866%
321	Industrial	Pulp & Paper	All	ONPU	Destratification Fans	Other Process/Non-Process Use	2015	1.2000000000%	2034	5.999999866%	2034	5.999999866%
322	Industrial	Pulp & Paper	All	ONPU	Warehouse Loading Dock Seals	Other Process/Non-Process Use	2015	1.2000000000%	2034	5.999999866%	2034	5.999999866%
323	Industrial	Pulp & Paper	All	ONPU	Air Curtains	Other Process/Non-Process Use	2015	0.8403226512%	2034	4.201613162%	2034	4.201613162%
324	Industrial	Pulp & Paper	All	ONPU	Preventative Packaged HVAC Maintenance	Other Process/Non-Process Use	2015	1.2000000000%	2034	5.999999866%	2034	5.999999866%
325	Industrial	Pulp & Paper	All	ONPU	Heat Recovery from Processes to Heat Ventilation Make-up Air	*N/A	*N/A	*N/A	*N/A	*N/A	*N/A	*N/A
326	Industrial	Pulp & Paper	All	ONPU	High efficiency ballasts for lighting	Other Process/Non-Process Use	2015	1.2000000000%	2034	5.999999866%	2034	5.999999866%
327	Industrial	Pulp & Paper	All	ONPU	High Efficiency Light fixtures	Other Process/Non-Process Use	2015	1.2000000000%	2034	5.999999866%	2034	5.999999866%
328	Industrial	Pulp & Paper	All	ONPU	Efficient Lighting Design	Other Process/Non-Process Use	2015	1.2000000000%	2034	5.999999866%	2034	5.999999866%
329	Industrial	Pulp & Paper	All	ONPU	Lighting controls: on/off timer settings	Other Process/Non-Process Use	2015	1.2000000000%	2034	5.999999866%	2034	5.999999866%
330	Industrial	Pulp & Paper	All	ONPU	Lighting controls: occupancy sensors	Other Process/Non-Process Use	2015	0.2183450994%	2034	1.091725472%	2034	1.091725472%
331	Industrial	Pulp & Paper	All	ONPU	Ventilation Optimization	Other Process/Non-Process Use	2015	1.0934918437%	2034	5.467459096%	2034	5.467459096%
332	Industrial	Pulp & Paper	All	ONPU	Premium efficiency ventilation control with VSD	Other Process/Non-Process Use	2015	1.2000000000%	2034	5.999999866%	2034	5.999999866%
333	Industrial	Pulp & Paper	All	ONPU	Demand-Controlled Ventilation	Other Process/Non-Process Use	2015	0.2885629326%	2034	1.442814631%	2034	1.442814631%
334	Industrial	Other - Combined	All	Motor - Other Applications	Operations and maintenance	Machine Drive	2015	0.3600000000%	2034	1.799999960%	2034	1.799999960%
335	Industrial	Other - Combined	All	Motor - Other Applications	Match Motor Size to Load	Machine Drive	2016	0.3211202272%	2034	1.799952034%	2034	1.799952034%
336	Industrial	Other - Combined	All	Motor - Other Applications	Motor Efficiency Upgrade	Machine Drive	2016	0.3211202272%	2034	1.799952034%	2034	1.799952034%
337	Industrial	Other - Combined	All	Motor - Other Applications	Variable Speed Drives	Machine Drive	2016	0.3211202272%	2034	1.799952034%	2034	1.799952034%
338	Industrial	Other - Combined	All	Pumps	Reduce Overall System Requirements	Machine Drive	2016	0.3211202272%	2034	1.799952034%	2034	1.799952034%
339	Industrial	Other - Combined	All	Pumps	Match Pump Size to Load	Machine Drive	2016	0.3211202272%	2034	1.799952034%	2034	1.799952034%
340	Industrial	Other - Combined	All	Pumps	Reduce or Control Pump Speed	Machine Drive	2016	0.3211202272%	2034	1.799952034%	2034	1.799952034%
341	Industrial	Other - Combined	All	Pumps	Improve Pump Components	Machine Drive	2016	0.3211202272%	2034	1.799952034%	2034	1.799952034%
342	Industrial	Other - Combined	All	Pumps	Operation and Maintenance	Machine Drive	2015	0.3600000000%	2034	1.799999960%	2034	1.799999960%
343	Industrial	Other - Combined	All	Compressors	Reduce Overall System Requirements	Machine Drive	2016	0.3211202272%	2034	1.799952034%	2034	1.799952034%
344	Industrial	Other - Combined	All	Compressors	Match Compressor Size to Load	Machine Drive	2016	0.3211202272%	2034	1.799952034%	2034	1.799952034%
345	Industrial	Other - Combined	All	Compressors	Compressor Control	Machine Drive	2016	0.3211202272%	2034	1.799952034%	2034	1.799952034%
346	Industrial	Other - Combined	All	Compressors	Improve Compressor Components	Machine Drive	2016	0.3211202272%	2034	1.799952034%	2034	1.799952034%
347	Industrial	Other - Combined	All	Compressors	Operation and Maintenance	Machine Drive	2015	0.3600000000%	2034	1.799999960%	2034	1.799999960%
348	Industrial	Other - Combined	All	Fans	Reduce Overall System Requirements	Machine Drive	2016	0.3211202272%	2034	1.799952034%	2034	1.799952034%
349	Industrial	Other - Combined	All	Fans	Reduce or Control Fan Speed	Machine Drive	2016	0.3211202272%	2034	1.799952034%	2034	1.799952034%
350	Industrial	Other - Combined	All	Fans	Improve Fan Components	Machine Drive	2016	0.3211202272%	2034	1.799952034%	2034	1.799952034%
351	Industrial	Other - Combined	All	Fans	Operation and Maintenance	Machine Drive	2015	0.3600000000%	2034	1.799999960%	2034	1.799999960%
352	Industrial	Other - Combined	All	HVAC	Optimized Duct Design to Improve Efficiency	Facility HVAC	2015	0.0546745922%	2034	0.273372955%	2034	0.273372955%
353	Industrial	Other - Combined	All	PH	Advanced Water Heater Controls	Process Heating	2016	0.2676001893%	2034	1.499960028%	2034	1.499960028%
354	Industrial	Other - Combined	All	PH	Process Heat Recovery to Preheat Makeup Water	Process Heating	2016	0.2676001893%	2034	1.499960028%	2034	1.499960028%
355	Industrial	Other - Combined	All	PH	Air Curtains (Oven)	Process Heating	2016	0.2676001893%	2034	1.499960028%	2034	1.499960028%
356	Industrial	Other - Combined	All	PH	Insulation (Oven)	Process Heating	2016	0.2676001893%	2034	1.499960028%	2034	1.499960028%
357	Industrial	Other - Combined	All	PH	Preventative Oven Maintenance	Process Heating	2016	0.2676001893%	2034	1.499960028%	2034	1.499960028%

*N/A: Measure did not pass measure level screening and therefore was not included in a program.

MEASURE DESCRIPTION							PARTICIPATION REFERENCE CASE					
Measure ID	Sector	Sub-Sector	Building Type	End Use	Measure Name	Program	First Year of Participation (So Year)	First Year Annual Participation Rate (So)	Year of Maximum Annual Participation (Smax Year)	Maximum Annual Participation Rate (Smax)	Final Year of Participation (Fo Year)	Final Year Annual Participation Rate (Fo)
358	Industrial	Other - Combined	All	PH	Air Curtains (Dryer)	Process Heating	2016	0.2676001893%	2034	1.499960028%	2034	1.499960028%
359	Industrial	Other - Combined	All	PH	Insulation (Dryer)	Process Heating	2016	0.2676001893%	2034	1.499960028%	2034	1.499960028%
360	Industrial	Other - Combined	All	PH	Preventative Dryer Maintenance	Process Heating	2016	0.2676001893%	2034	1.499960028%	2034	1.499960028%
361	Industrial	Other - Combined	All	PH	Optimized Distribution System	Process Heating	2016	0.2676001893%	2034	1.499960028%	2034	1.499960028%
362	Industrial	Other - Combined	All	PCR	High Efficiency Chiller	Process Cooling and Refrigeration	2016	0.2121153858%	2034	1.188955064%	2034	1.188955064%
363	Industrial	Other - Combined	All	PCR	Floating head pressure controls	Process Cooling and Refrigeration	2016	0.2676001893%	2034	1.499960028%	2034	1.499960028%
364	Industrial	Other - Combined	All	PCR	Premium Efficiency Refrigeration Control System	Process Cooling and Refrigeration	2016	0.1214445369%	2034	0.680724298%	2034	0.680724298%
365	Industrial	Other - Combined	All	PCR	Smart Defrost Controls	Process Cooling and Refrigeration	2015	0.3000000000%	2034	1.499999966%	2034	1.499999966%
366	Industrial	Other - Combined	All	PCR	Doors, Covers and Curtains	Process Cooling and Refrigeration	2016	0.2676001893%	2034	1.499960028%	2034	1.499960028%
367	Industrial	Other - Combined	All	PCR	Optimized chilled water temperature and/or optimized condenser temperature	Process Cooling and Refrigeration	2016	0.2676001893%	2034	1.499960028%	2034	1.499960028%
368	Industrial	Other - Combined	All	PCR	Preventative Refrigeration/cooling System Maintenance	Process Cooling and Refrigeration	2016	0.2676001893%	2034	1.499960028%	2034	1.499960028%
369	Industrial	Other - Combined	All	PCR	Optimized condenser pressure	Process Cooling and Refrigeration	2016	0.2676001893%	2034	1.499960028%	2034	1.499960028%
370	Industrial	Other - Combined	All	PCR	Free cooling	Process Cooling and Refrigeration	2016	0.2676001893%	2034	1.499960028%	2034	1.499960028%
371	Industrial	Other - Combined	All	PCR	Improve Insulation of Refrigeration System	Process Cooling and Refrigeration	2016	0.2676001893%	2034	1.499960028%	2034	1.499960028%
372	Industrial	Other - Combined	All	ONPU	HE Dry-Type Transformers	Other Process/Non-Process Use	2016	0.2676001893%	2034	1.499960028%	2034	1.499960028%
373	Industrial	Other - Combined	All	HVAC	Air Source Heat Pump for Backup Generators	Facility HVAC	2015	0.0036913082%	2034	0.018456541%	2034	0.018456541%
374	Industrial	Other - Combined	All	ONPU	High efficiency battery charger (for forklifts)	Other Process/Non-Process Use	2016	0.2676001893%	2034	1.499960028%	2034	1.499960028%
375	Industrial	Other - Combined	All	HVAC	Radiant Heaters	*N/A	*N/A	*N/A	*N/A	*N/A	*N/A	*N/A
376	Industrial	Other - Combined	All	HVAC	High efficiency non-packaged HVAC equipment	*N/A	*N/A	*N/A	*N/A	*N/A	*N/A	*N/A
377	Industrial	Other - Combined	All	HVAC	Seasonal Temperature Settings Adjustments	Facility HVAC	2015	0.0600000000%	2034	0.299999993%	2034	0.299999993%
378	Industrial	Other - Combined	All	HVAC	High-efficiency rooftop AC with an EER of 13.5	Facility HVAC	2015	0.0600000000%	2034	0.299999993%	2034	0.299999993%
379	Industrial	Other - Combined	All	HVAC	Ground Source Heat Pump	Facility HVAC	2015	0.0000688942%	2034	0.000344471%	2034	0.000344471%
380	Industrial	Other - Combined	All	HVAC	Ventilation Heat Recovery	Facility HVAC	2015	0.0000002340%	2034	0.000001170%	2034	0.000001170%
381	Industrial	Other - Combined	All	HVAC	Automated Temperature Control	Facility HVAC	2015	0.0600000000%	2034	0.299999993%	2034	0.299999993%
382	Industrial	Other - Combined	All	HVAC	Reduced Temperature Settings	Facility HVAC	2015	0.0600000000%	2034	0.299999993%	2034	0.299999993%
383	Industrial	Other - Combined	All	HVAC	Destratification Fans	Facility HVAC	2015	0.0600000000%	2034	0.299999993%	2034	0.299999993%
384	Industrial	Other - Combined	All	HVAC	Warehouse Loading Dock Seals	Facility HVAC	2015	0.0600000000%	2034	0.299999993%	2034	0.299999993%
385	Industrial	Other - Combined	All	HVAC	Preventative Packaged HVAC Maintenance	Facility HVAC	2015	0.0600000000%	2034	0.299999993%	2034	0.299999993%
386	Industrial	Other - Combined	All	HVAC	Heat Recovery from Processes to Heat Ventilation Make-up Air	*N/A	*N/A	*N/A	*N/A	*N/A	*N/A	*N/A
387	Industrial	Other - Combined	All	FL	High efficiency ballasts for lighting	Facility Lighting	2015	0.0600000000%	2034	0.299999993%	2034	0.299999993%
388	Industrial	Other - Combined	All	FL	High Efficiency Light fixtures	Facility Lighting	2015	0.0600000000%	2034	0.299999993%	2034	0.299999993%
389	Industrial	Other - Combined	All	FL	Efficient Lighting Design	Facility Lighting	2015	0.0600000000%	2034	0.299999993%	2034	0.299999993%
390	Industrial	Other - Combined	All	FL	Lighting controls: on/off timer settings	Facility Lighting	2015	0.0600000000%	2034	0.299999993%	2034	0.299999993%
391	Industrial	Other - Combined	All	FL	Lighting controls: occupancy sensors	Facility Lighting	2015	0.0109172550%	2034	0.054586274%	2034	0.054586274%
392	Industrial	Other - Combined	All	HVAC	Ventilation Optimization	Facility HVAC	2015	0.0546745922%	2034	0.273372955%	2034	0.273372955%
393	Industrial	Other - Combined	All	HVAC	Premium efficiency ventilation control with VSD	Facility HVAC	2015	0.0600000000%	2034	0.299999993%	2034	0.299999993%
394	Industrial	Other - Combined	All	HVAC	Demand-Controlled Ventilation	Facility HVAC	2015	0.0144281466%	2034	0.072140732%	2034	0.072140732%
395	Industrial	Industrial Organic Chemicals	All	HVAC	Air Source Heat Pump for Backup Generators	Facility HVAC	2015	0.0738261644%	2034	0.369130814%	2034	0.369130814%
396	Industrial	Industrial Organic Chemicals	All	HVAC	Free cooling	Facility HVAC	2015	1.2000000000%	2034	5.999999866%	2034	5.999999866%
397	Industrial	Industrial Organic Chemicals	All	HVAC	Radiant Heaters	*N/A	*N/A	*N/A	*N/A	*N/A	*N/A	*N/A
398	Industrial	Industrial Organic Chemicals	All	HVAC	High efficiency non-packaged HVAC equipment	*N/A	*N/A	*N/A	*N/A	*N/A	*N/A	*N/A
399	Industrial	Industrial Organic Chemicals	All	HVAC	Seasonal Temperature Settings Adjustments	Facility HVAC	2015	1.2000000000%	2034	5.999999866%	2034	5.999999866%
400	Industrial	Industrial Organic Chemicals	All	HVAC	High-efficiency rooftop AC with an EER of 13.5	Facility HVAC	2015	1.2000000000%	2034	5.999999866%	2034	5.999999866%
401	Industrial	Industrial Organic Chemicals	All	HVAC	Ground Source Heat Pump	Facility HVAC	2015	0.0013778848%	2034	0.006889424%	2034	0.006889424%
402	Industrial	Industrial Organic Chemicals	All	HVAC	Ventilation Heat Recovery	Facility HVAC	2015	0.0000046793%	2034	0.000023396%	2034	0.000023396%
403	Industrial	Industrial Organic Chemicals	All	HVAC	Automated Temperature Control	Facility HVAC	2015	1.2000000000%	2034	5.999999866%	2034	5.999999866%
404	Industrial	Industrial Organic Chemicals	All	HVAC	Reduced Temperature Settings	Facility HVAC	2015	1.2000000000%	2034	5.999999866%	2034	5.999999866%
405	Industrial	Industrial Organic Chemicals	All	HVAC	Destratification Fans	Facility HVAC	2015	1.2000000000%	2034	5.999999866%	2034	5.999999866%
406	Industrial	Industrial Organic Chemicals	All	HVAC	Warehouse Loading Dock Seals	Facility HVAC	2015	1.2000000000%	2034	5.999999866%	2034	5.999999866%
407	Industrial	Industrial Organic Chemicals	All	HVAC	Air Curtains	Facility HVAC	2015	0.8403226512%	2034	4.201613162%	2034	4.201613162%
408	Industrial	Industrial Organic Chemicals	All	HVAC	Preventative Packaged HVAC Maintenance	Facility HVAC	2015	1.2000000000%	2034	5.999999866%	2034	5.999999866%
409	Industrial	Industrial Organic Chemicals	All	HVAC	Heat Recovery from Processes to Heat Ventilation Make-up Air	*N/A	*N/A	*N/A	*N/A	*N/A	*N/A	*N/A
410	Industrial	Industrial Organic Chemicals	All	FL	High efficiency ballasts for lighting	Facility Lighting	2015	1.2000000000%	2034	5.999999866%	2034	5.999999866%
411	Industrial	Industrial Organic Chemicals	All	FL	High Efficiency Light fixtures	Facility Lighting	2015	1.2000000000%	2034	5.999999866%	2034	5.999999866%
412	Industrial	Industrial Organic Chemicals	All	FL	Efficient Lighting Design	Facility Lighting	2015	1.2000000000%	2034	5.999999866%	2034	5.999999866%
413	Industrial	Industrial Organic Chemicals	All	FL	Lighting controls: on/off timer settings	Facility Lighting	2015	1.2000000000%	2034	5.999999866%	2034	5.999999866%
414	Industrial	Industrial Organic Chemicals	All	FL	Lighting controls: occupancy sensors	Facility Lighting	2015	0.2183450994%	2034	1.091725472%	2034	1.091725472%
415	Industrial	Industrial Organic Chemicals	All	HVAC	Ventilation Optimization	Facility HVAC	2015	1.0934918437%	2034	5.467459096%	2034	5.467459096%
416	Industrial	Industrial Organic Chemicals	All	HVAC	Premium efficiency ventilation control with VSD	Facility HVAC	2015	1.2000000000%	2034	5.999999866%	2034	5.999999866%
417	Industrial	Industrial Organic Chemicals	All	HVAC	Demand-Controlled Ventilation	Facility HVAC	2015	0.2885629326%	2034	1.442814631%	2034	1.442814631%

*N/A: Measure did not pass measure level screening and therefore was not included in a program.

MEASURE DESCRIPTION							PARTICIPATION REFERENCE CASE					
Measure ID	Sector	Sub-Sector	Building Type	End Use	Measure Name	Program	First Year of Participation (So Year)	First Year Annual Participation Rate (So)	Year of Maximum Annual Participation (Smax Year)	Maximum Annual Participation Rate (Smax)	Final Year of Participation (Fo Year)	Final Year Annual Participation Rate (Fo)
418	Industrial	Industrial Organic Chemicals	All	HVAC	Optimized duct design to improve efficiency	Facility HVAC	2015	1.0934918437%	2034	5.467459096%	2034	5.467459096%
419	Industrial	Petroleum Refining	All	HVAC	Air Source Heat Pump for Backup Generators	Facility HVAC	2015	0.0738261644%	2034	0.369130814%	2034	0.369130814%
420	Industrial	Petroleum Refining	All	HVAC	Free cooling	Facility HVAC	2015	1.2000000000%	2034	5.999999866%	2034	5.999999866%
421	Industrial	Petroleum Refining	All	HVAC	Radiant Heaters	*N/A	*N/A	*N/A	*N/A	*N/A	*N/A	*N/A
422	Industrial	Petroleum Refining	All	HVAC	High efficiency non-packaged HVAC equipment	*N/A	*N/A	*N/A	*N/A	*N/A	*N/A	*N/A
423	Industrial	Petroleum Refining	All	HVAC	Seasonal Temperature Settings Adjustments	Facility HVAC	2015	1.2000000000%	2034	5.999999866%	2034	5.999999866%
424	Industrial	Petroleum Refining	All	HVAC	High-efficiency rooftop AC with an EER of 13.5	Facility HVAC	2015	1.2000000000%	2034	5.999999866%	2034	5.999999866%
425	Industrial	Petroleum Refining	All	HVAC	Ground Source Heat Pump	Facility HVAC	2015	0.0013778848%	2034	0.006889424%	2034	0.006889424%
426	Industrial	Petroleum Refining	All	HVAC	Ventilation Heat Recovery	Facility HVAC	2015	0.0000046793%	2034	0.000023396%	2034	0.000023396%
427	Industrial	Petroleum Refining	All	HVAC	Automated Temperature Control	Facility HVAC	2015	1.2000000000%	2034	5.999999866%	2034	5.999999866%
428	Industrial	Petroleum Refining	All	HVAC	Reduced Temperature Settings	Facility HVAC	2015	1.2000000000%	2034	5.999999866%	2034	5.999999866%
429	Industrial	Petroleum Refining	All	HVAC	Destratification Fans	Facility HVAC	2015	1.2000000000%	2034	5.999999866%	2034	5.999999866%
430	Industrial	Petroleum Refining	All	HVAC	Warehouse Loading Dock Seals	Facility HVAC	2015	1.2000000000%	2034	5.999999866%	2034	5.999999866%
431	Industrial	Petroleum Refining	All	HVAC	Air Curtains	Facility HVAC	2015	0.8403226512%	2034	4.201613162%	2034	4.201613162%
432	Industrial	Petroleum Refining	All	HVAC	Preventative Packaged HVAC Maintenance	Facility HVAC	2015	1.2000000000%	2034	5.999999866%	2034	5.999999866%
433	Industrial	Petroleum Refining	All	HVAC	Heat Recovery from Processes to Heat Ventilation Make-up Air	*N/A	*N/A	*N/A	*N/A	*N/A	*N/A	*N/A
434	Industrial	Petroleum Refining	All	FL	High efficiency ballasts for lighting	Facility Lighting	2015	1.2000000000%	2034	5.999999866%	2034	5.999999866%
435	Industrial	Petroleum Refining	All	FL	High Efficiency Light fixtures	Facility Lighting	2015	1.2000000000%	2034	5.999999866%	2034	5.999999866%
436	Industrial	Petroleum Refining	All	FL	Efficient Lighting Design	Facility Lighting	2015	1.2000000000%	2034	5.999999866%	2034	5.999999866%
437	Industrial	Petroleum Refining	All	FL	Lighting controls: on/off timer settings	Facility Lighting	2015	1.2000000000%	2034	5.999999866%	2034	5.999999866%
438	Industrial	Petroleum Refining	All	FL	Lighting controls: occupancy sensors	Facility Lighting	2015	0.2183450994%	2034	1.091725472%	2034	1.091725472%
439	Industrial	Petroleum Refining	All	HVAC	Ventilation Optimization	Facility HVAC	2015	1.0934918437%	2034	5.467459096%	2034	5.467459096%
440	Industrial	Petroleum Refining	All	HVAC	Premium efficiency ventilation control with VSD	Facility HVAC	2015	1.2000000000%	2034	5.999999866%	2034	5.999999866%
441	Industrial	Petroleum Refining	All	HVAC	Demand-Controlled Ventilation	Facility HVAC	2015	0.2885629326%	2034	1.442814631%	2034	1.442814631%
442	Industrial	Petroleum Refining	All	HVAC	Optimized duct design to improve efficiency	Facility HVAC	2015	1.0934918437%	2034	5.467459096%	2034	5.467459096%
443	Industrial	Plastics & Polymers	All	HVAC	Air Source Heat Pump for Backup Generators	Facility HVAC	2015	0.0738261644%	2034	0.369130814%	2034	0.369130814%
444	Industrial	Plastics & Polymers	All	HVAC	Free cooling	Facility HVAC	2015	1.2000000000%	2034	5.999999866%	2034	5.999999866%
445	Industrial	Plastics & Polymers	All	HVAC	Radiant Heaters	*N/A	*N/A	*N/A	*N/A	*N/A	*N/A	*N/A
446	Industrial	Plastics & Polymers	All	HVAC	High efficiency non-packaged HVAC equipment	*N/A	*N/A	*N/A	*N/A	*N/A	*N/A	*N/A
447	Industrial	Plastics & Polymers	All	HVAC	Seasonal Temperature Settings Adjustments	Facility HVAC	2015	1.2000000000%	2034	5.999999866%	2034	5.999999866%
448	Industrial	Plastics & Polymers	All	HVAC	High-efficiency rooftop AC with an EER of 13.5	Facility HVAC	2015	1.2000000000%	2034	5.999999866%	2034	5.999999866%
449	Industrial	Plastics & Polymers	All	HVAC	Ground Source Heat Pump	Facility HVAC	2015	0.0013778848%	2034	0.006889424%	2034	0.006889424%
450	Industrial	Plastics & Polymers	All	HVAC	Ventilation Heat Recovery	Facility HVAC	2015	0.0000046793%	2034	0.000023396%	2034	0.000023396%
451	Industrial	Plastics & Polymers	All	HVAC	Automated Temperature Control	Facility HVAC	2015	1.2000000000%	2034	5.999999866%	2034	5.999999866%
452	Industrial	Plastics & Polymers	All	HVAC	Reduced Temperature Settings	Facility HVAC	2015	1.2000000000%	2034	5.999999866%	2034	5.999999866%
453	Industrial	Plastics & Polymers	All	HVAC	Destratification Fans	Facility HVAC	2015	1.2000000000%	2034	5.999999866%	2034	5.999999866%
454	Industrial	Plastics & Polymers	All	HVAC	Warehouse Loading Dock Seals	Facility HVAC	2015	1.2000000000%	2034	5.999999866%	2034	5.999999866%
455	Industrial	Plastics & Polymers	All	HVAC	Air Curtains	Facility HVAC	2015	0.8403226512%	2034	4.201613162%	2034	4.201613162%
456	Industrial	Plastics & Polymers	All	HVAC	Preventative Packaged HVAC Maintenance	Facility HVAC	2015	1.2000000000%	2034	5.999999866%	2034	5.999999866%
457	Industrial	Plastics & Polymers	All	HVAC	Heat Recovery from Processes to Heat Ventilation Make-up Air	*N/A	*N/A	*N/A	*N/A	*N/A	*N/A	*N/A
458	Industrial	Plastics & Polymers	All	FL	High efficiency ballasts for lighting	Facility Lighting	2015	1.2000000000%	2034	5.999999866%	2034	5.999999866%
459	Industrial	Plastics & Polymers	All	FL	High Efficiency Light fixtures	Facility Lighting	2015	1.2000000000%	2034	5.999999866%	2034	5.999999866%
460	Industrial	Plastics & Polymers	All	FL	Efficient Lighting Design	Facility Lighting	2015	1.2000000000%	2034	5.999999866%	2034	5.999999866%
461	Industrial	Plastics & Polymers	All	FL	Lighting controls: on/off timer settings	Facility Lighting	2015	1.2000000000%	2034	5.999999866%	2034	5.999999866%
462	Industrial	Plastics & Polymers	All	FL	Lighting controls: occupancy sensors	Facility Lighting	2015	0.2183450994%	2034	1.091725472%	2034	1.091725472%
463	Industrial	Plastics & Polymers	All	HVAC	Ventilation Optimization	Facility HVAC	2015	1.0934918437%	2034	5.467459096%	2034	5.467459096%
464	Industrial	Plastics & Polymers	All	HVAC	Premium efficiency ventilation control with VSD	Facility HVAC	2015	1.2000000000%	2034	5.999999866%	2034	5.999999866%
465	Industrial	Plastics & Polymers	All	HVAC	Demand-Controlled Ventilation	Facility HVAC	2015	0.2885629326%	2034	1.442814631%	2034	1.442814631%
466	Industrial	Plastics & Polymers	All	HVAC	Optimized duct design to improve efficiency	Facility HVAC	2015	1.0934918437%	2034	5.467459096%	2034	5.467459096%

*N/A: Measure did not pass measure level screening and therefore was not included in a program.

MEASURE DESCRIPTION							PARTICIPATION LOW CASE					
Measure ID	Sector	Sub-Sector	Building Type	End Use	Measure Name	Program	First Year of Participation (So Year)	First Year Annual Participation Rate (So)	Year of Maximum Annual Participation (Smax Year)	Maximum Annual Participation Rate (Smax)	Final Year of Participation (Fo Year)	Final Year Annual Participation Rate (Fo)
1	Industrial	Petroleum Refining	All	Motor - Other Applications	Operations and maintenance	Machine Drive	2015	1.4000000000%	2034	6.9999998431%	2034	6.9999998431%
2	Industrial	Petroleum Refining	All	Motor - Other Applications	Match Motor Size to Load	Machine Drive	2016	1.2488008835%	2034	6.9998134650%	2034	6.9998134650%
3	Industrial	Petroleum Refining	All	Motor - Other Applications	Motor Efficiency Upgrade	Machine Drive	2016	1.2488008835%	2034	6.9998134650%	2034	6.9998134650%
4	Industrial	Petroleum Refining	All	Motor - Other Applications	Variable Speed Drives	Machine Drive	2016	1.2488008835%	2034	6.9998134650%	2034	6.9998134650%
5	Industrial	Petroleum Refining	All	Pumps	Reduce Overall System Requirements	Machine Drive	2016	1.2488008835%	2034	6.9998134650%	2034	6.9998134650%
6	Industrial	Petroleum Refining	All	Pumps	Match Pump Size to Load	Machine Drive	2016	1.2488008835%	2034	6.9998134650%	2034	6.9998134650%
7	Industrial	Petroleum Refining	All	Pumps	Reduce or Control Pump Speed	Machine Drive	2016	1.2488008835%	2034	6.9998134650%	2034	6.9998134650%
8	Industrial	Petroleum Refining	All	Pumps	Improve Pump Components	Machine Drive	2016	1.2488008835%	2034	6.9998134650%	2034	6.9998134650%
9	Industrial	Petroleum Refining	All	Pumps	Operation and Maintenance	Machine Drive	2015	1.4000000000%	2034	6.9999998431%	2034	6.9999998431%
10	Industrial	Petroleum Refining	All	Compressors	Reduce Overall System Requirements	Machine Drive	2016	1.2488008835%	2034	6.9998134650%	2034	6.9998134650%
11	Industrial	Petroleum Refining	All	Compressors	Match Compressor Size to Load	Machine Drive	2016	1.2488008835%	2034	6.9998134650%	2034	6.9998134650%
12	Industrial	Petroleum Refining	All	Compressors	Compressor Control	Machine Drive	2016	1.2488008835%	2034	6.9998134650%	2034	6.9998134650%
13	Industrial	Petroleum Refining	All	Compressors	Improve Compressor Components	Machine Drive	2016	1.2488008835%	2034	6.9998134650%	2034	6.9998134650%
14	Industrial	Petroleum Refining	All	Compressors	Operation and Maintenance	Machine Drive	2015	1.4000000000%	2034	6.9999998431%	2034	6.9999998431%
15	Industrial	Petroleum Refining	All	Fans	Reduce Overall System Requirements	Machine Drive	2016	1.2488008835%	2034	6.9998134650%	2034	6.9998134650%
16	Industrial	Petroleum Refining	All	Fans	Reduce or Control Fan Speed	Machine Drive	2016	1.2488008835%	2034	6.9998134650%	2034	6.9998134650%
17	Industrial	Petroleum Refining	All	Fans	Improve Fan Components	Machine Drive	2016	1.2488008835%	2034	6.9998134650%	2034	6.9998134650%
18	Industrial	Petroleum Refining	All	Fans	Operation and Maintenance	Machine Drive	2015	1.4000000000%	2034	6.9999998431%	2034	6.9999998431%
19	Industrial	Industrial Organic Chemicals	All	Motor - Other Applications	Operations and maintenance	Machine Drive	2015	1.4000000000%	2034	6.9999998431%	2034	6.9999998431%
20	Industrial	Industrial Organic Chemicals	All	Motor - Other Applications	Match Motor Size to Load	Machine Drive	2016	1.2488008835%	2034	6.9998134650%	2034	6.9998134650%
21	Industrial	Industrial Organic Chemicals	All	Motor - Other Applications	Motor Efficiency Upgrade	Machine Drive	2016	1.2488008835%	2034	6.9998134650%	2034	6.9998134650%
22	Industrial	Industrial Organic Chemicals	All	Motor - Other Applications	Variable Speed Drives	Machine Drive	2016	1.2488008835%	2034	6.9998134650%	2034	6.9998134650%
23	Industrial	Industrial Organic Chemicals	All	Pumps	Reduce Overall System Requirements	Machine Drive	2016	1.2488008835%	2034	6.9998134650%	2034	6.9998134650%
24	Industrial	Industrial Organic Chemicals	All	Pumps	Match Pump Size to Load	Machine Drive	2016	1.2488008835%	2034	6.9998134650%	2034	6.9998134650%
25	Industrial	Industrial Organic Chemicals	All	Pumps	Reduce or Control Pump Speed	Machine Drive	2016	1.2488008835%	2034	6.9998134650%	2034	6.9998134650%
26	Industrial	Industrial Organic Chemicals	All	Pumps	Improve Pump Components	Machine Drive	2016	1.2488008835%	2034	6.9998134650%	2034	6.9998134650%
27	Industrial	Industrial Organic Chemicals	All	Pumps	Operation and Maintenance	Machine Drive	2015	1.4000000000%	2034	6.9999998431%	2034	6.9999998431%
28	Industrial	Industrial Organic Chemicals	All	Compressors	Reduce Overall System Requirements	Machine Drive	2016	1.2488008835%	2034	6.9998134650%	2034	6.9998134650%
29	Industrial	Industrial Organic Chemicals	All	Compressors	Match Compressor Size to Load	Machine Drive	2016	1.2488008835%	2034	6.9998134650%	2034	6.9998134650%
30	Industrial	Industrial Organic Chemicals	All	Compressors	Compressor Control	Machine Drive	2016	1.2488008835%	2034	6.9998134650%	2034	6.9998134650%
31	Industrial	Industrial Organic Chemicals	All	Compressors	Improve Compressor Components	Machine Drive	2016	1.2488008835%	2034	6.9998134650%	2034	6.9998134650%
32	Industrial	Industrial Organic Chemicals	All	Compressors	Operation and Maintenance	Machine Drive	2015	1.4000000000%	2034	6.9999998431%	2034	6.9999998431%
33	Industrial	Industrial Organic Chemicals	All	Fans	Reduce Overall System Requirements	Machine Drive	2016	1.2488008835%	2034	6.9998134650%	2034	6.9998134650%
34	Industrial	Industrial Organic Chemicals	All	Fans	Reduce or Control Fan Speed	Machine Drive	2016	1.2488008835%	2034	6.9998134650%	2034	6.9998134650%
35	Industrial	Industrial Organic Chemicals	All	Fans	Improve Fan Components	Machine Drive	2016	1.2488008835%	2034	6.9998134650%	2034	6.9998134650%
36	Industrial	Industrial Organic Chemicals	All	Fans	Operation and Maintenance	Machine Drive	2015	1.4000000000%	2034	6.9999998431%	2034	6.9999998431%
37	Industrial	Plastics & Polymers	All	Machine Drive	Energy monitoring and process controls (sub-metering , monitoring and control systems)	Machine Drive	2016	1.2488008835%	2034	6.9998134650%	2034	6.9998134650%
38	Industrial	Plastics & Polymers	All	Motor - Other Applications	Premium Efficiency Control with ASDs	Machine Drive	2016	1.2488008835%	2034	6.9998134650%	2034	6.9998134650%
39	Industrial	Plastics & Polymers	All	Motor - Other Applications	Motor Efficiency Upgrade	Machine Drive	2016	1.2488008835%	2034	6.9998134650%	2034	6.9998134650%
40	Industrial	Plastics & Polymers	All	Motor - Other Applications	Match Motor Size to Load	Machine Drive	2016	1.2488008835%	2034	6.9998134650%	2034	6.9998134650%
41	Industrial	Plastics & Polymers	All	Motor - Other Applications	Preventative Motor Maintenance	Machine Drive	2015	1.4000000000%	2034	6.9999998431%	2034	6.9999998431%
42	Industrial	Plastics & Polymers	All	Pumps	Impeller Trimming (Pump)	Machine Drive	2016	1.2488008835%	2034	6.9998134650%	2034	6.9998134650%
43	Industrial	Plastics & Polymers	All	Pumps	Optimization of Pumping System	Machine Drive	2016	1.2488008835%	2034	6.9998134650%	2034	6.9998134650%
44	Industrial	Plastics & Polymers	All	Pumps	Premium Efficiency Control with ASDs (Pumps)	Machine Drive	2016	1.2488008835%	2034	6.9998134650%	2034	6.9998134650%
45	Industrial	Plastics & Polymers	All	Pumps	Preventative Pump Maintenance	Machine Drive	2015	1.4000000000%	2034	6.9999998431%	2034	6.9999998431%
46	Industrial	Plastics & Polymers	All	Compressors	Premium Efficiency Control with ASD (Compressor)	Machine Drive	2016	0.6878281857%	2034	3.8554336881%	2034	3.8554336881%
47	Industrial	Plastics & Polymers	All	Compressors	Optimized Distribution System	Machine Drive	2016	1.2488008835%	2034	6.9998134650%	2034	6.9998134650%
48	Industrial	Plastics & Polymers	All	Compressors	Minimize Operating Air Pressure	Machine Drive	2015	1.4000000000%	2034	6.9999998431%	2034	6.9999998431%
49	Industrial	Plastics & Polymers	All	Compressors	Match Compressor Size to Load	Machine Drive	2016	1.2488008835%	2034	6.9998134650%	2034	6.9998134650%
50	Industrial	Plastics & Polymers	All	Compressors	VSD on Chiller Compressor	Machine Drive	2016	1.2488008835%	2034	6.9998134650%	2034	6.9998134650%
51	Industrial	Plastics & Polymers	All	Fans	Impeller Trimming or Inlet Guide Vanes	Machine Drive	2016	1.2488008835%	2034	6.9998134650%	2034	6.9998134650%
52	Industrial	Plastics & Polymers	All	Fans	Premium Efficiency Control with ASD (Fans)	Machine Drive	2016	1.2488008835%	2034	6.9998134650%	2034	6.9998134650%
53	Industrial	Plastics & Polymers	All	Fans	Synchronous Belts (Fans)	Machine Drive	2016	1.2488008835%	2034	6.9998134650%	2034	6.9998134650%
54	Industrial	Plastics & Polymers	All	Fans	Preventative Fan Maintenance	Machine Drive	2015	1.4000000000%	2034	6.9999998431%	2034	6.9999998431%
55	Industrial	Plastics & Polymers	All	HVAC	Optimized Duct Design to Improve Efficiency	Facility HVAC	2015	0.6116879644%	2034	3.0584397532%	2034	3.0584397532%
56	Industrial	Plastics & Polymers	All	PH	Advanced Water Heater Controls	Process Heating	2016	1.0704007573%	2034	5.9998401129%	2034	5.9998401129%
57	Industrial	Plastics & Polymers	All	PH	Process Heat Recovery to Preheat Makeup Water	Process Heating	2016	1.0704007573%	2034	5.9998401129%	2034	5.9998401129%

*N/A: Measure did not pass measure level screening and therefore was not included in a program.

MEASURE DESCRIPTION							PARTICIPATION LOW CASE					
Measure ID	Sector	Sub-Sector	Building Type	End Use	Measure Name	Program	First Year of Participation (So Year)	First Year Annual Participation Rate (So)	Year of Maximum Annual Participation (Smax Year)	Maximum Annual Participation Rate (Smax)	Final Year of Participation (Fo Year)	Final Year Annual Participation Rate (Fo)
58	Industrial	Plastics & Polymers	All	PH	Air Curtains (Oven)	Process Heating	2016	1.0704007573%	2034	5.9998401129%	2034	5.9998401129%
59	Industrial	Plastics & Polymers	All	PH	Insulation (Oven)	Process Heating	2016	1.0704007573%	2034	5.9998401129%	2034	5.9998401129%
60	Industrial	Plastics & Polymers	All	PH	Preventative Oven Maintenance	Process Heating	2015	1.2000000000%	2034	5.9999998655%	2034	5.9999998655%
61	Industrial	Plastics & Polymers	All	PH	Air Curtains (Dryer)	Process Heating	2016	1.0704007573%	2034	5.9998401129%	2034	5.9998401129%
62	Industrial	Plastics & Polymers	All	PH	Insulation (Dryer)	Process Heating	2016	1.0704007573%	2034	5.9998401129%	2034	5.9998401129%
63	Industrial	Plastics & Polymers	All	PH	Preventative Dryer Maintenance	Process Heating	2015	1.2000000000%	2034	5.9999998655%	2034	5.9999998655%
64	Industrial	Plastics & Polymers	All	PH	Optimized Distribution System	Process Heating	2016	1.0704007573%	2034	5.9998401129%	2034	5.9998401129%
65	Industrial	Plastics & Polymers	All	PCR	High Efficiency Chiller	Process Cooling and Refrigeration	2016	0.4746205628%	2034	2.6603563866%	2034	2.6603563866%
66	Industrial	Plastics & Polymers	All	PCR	Floating head pressure controls	Process Cooling and Refrigeration	2016	1.0704007573%	2034	5.9998401129%	2034	5.9998401129%
67	Industrial	Plastics & Polymers	All	PCR	Premium Efficiency Refrigeration Control System	Process Cooling and Refrigeration	2016	0.2717392434%	2034	1.5231603690%	2034	1.5231603690%
68	Industrial	Plastics & Polymers	All	PCR	Smart Defrost Controls	Process Cooling and Refrigeration	2016	1.0704007573%	2034	5.9998401129%	2034	5.9998401129%
69	Industrial	Plastics & Polymers	All	PCR	Doors, Covers and Curtains	Process Cooling and Refrigeration	2016	1.0704007573%	2034	5.9998401129%	2034	5.9998401129%
70	Industrial	Plastics & Polymers	All	PCR	Optimized chilled water temperature and/or optimized condenser temperature	Process Cooling and Refrigeration	2015	1.2000000000%	2034	5.9999998655%	2034	5.9999998655%
71	Industrial	Plastics & Polymers	All	PCR	Preventative Refrigeration/cooling System Maintenance	Process Cooling and Refrigeration	2015	1.2000000000%	2034	5.9999998655%	2034	5.9999998655%
72	Industrial	Plastics & Polymers	All	PCR	Optimized condenser pressure	Process Cooling and Refrigeration	2015	1.2000000000%	2034	5.9999998655%	2034	5.9999998655%
73	Industrial	Plastics & Polymers	All	PCR	Free cooling	Process Cooling and Refrigeration	2016	1.0704007573%	2034	5.9998401129%	2034	5.9998401129%
74	Industrial	Plastics & Polymers	All	PCR	Improve Insulation of Refrigeration System	Process Cooling and Refrigeration	2016	1.0704007573%	2034	5.9998401129%	2034	5.9998401129%
75	Industrial	Plastics & Polymers	All	ONPU	HE Dry-Type Transformers	Other Process/Non-Process Use	2016	1.0704007573%	2034	5.9998401129%	2034	5.9998401129%
76	Industrial	Small Industrial	All	Machine Drive	Sub-Metering and Interval Metering	Machine Drive	2016	0.2676001893%	2034	1.4999600282%	2034	1.4999600282%
77	Industrial	Small Industrial	All	Machine Drive	Integrated control system	Machine Drive	2016	0.2676001893%	2034	1.4999600282%	2034	1.4999600282%
78	Industrial	Small Industrial	All	OPU	HE Dry-Type Transformers	Other Process/Non-Process Use	2016	0.2676001893%	2034	1.4999600282%	2034	1.4999600282%
79	Industrial	Small Industrial	All	PH	Advanced water heater controls	Process Heating	2016	0.2676001893%	2034	1.4999600282%	2034	1.4999600282%
80	Industrial	Small Industrial	All	PH	Process Heat Recovery to Preheat Makeup Water	Process Heating	2016	0.2676001893%	2034	1.4999600282%	2034	1.4999600282%
81	Industrial	Small Industrial	All	PH	Air Curtains (Oven)	Process Heating	2016	0.2676001893%	2034	1.4999600282%	2034	1.4999600282%
82	Industrial	Small Industrial	All	PH	Insulation (Oven)	Process Heating	2016	0.2676001893%	2034	1.4999600282%	2034	1.4999600282%
83	Industrial	Small Industrial	All	PH	Preventative Oven Maintenance	Process Heating	2015	0.3000000000%	2034	1.4999961144%	2034	1.4999961144%
84	Industrial	Small Industrial	All	PH	Air Curtains (Dryer)	Process Heating	2016	0.2676001893%	2034	1.4999600282%	2034	1.4999600282%
85	Industrial	Small Industrial	All	PH	Insulation (Dryer)	Process Heating	2016	0.2676001893%	2034	1.4999600282%	2034	1.4999600282%
86	Industrial	Small Industrial	All	PH	Preventative Dryer Maintenance	Process Heating	2015	0.3000000000%	2034	1.4999961144%	2034	1.4999961144%
87	Industrial	Small Industrial	All	PH	Preventative Furnace Maintenance	Process Heating	2015	0.3000000000%	2034	1.4999961144%	2034	1.4999961144%
88	Industrial	Small Industrial	All	PH	Insulation (Furnace)	Process Heating	2016	0.2676001893%	2034	1.4999600282%	2034	1.4999600282%
89	Industrial	Small Industrial	All	PH	Preventative Kiln Maintenance	Process Heating	2015	0.3000000000%	2034	1.4999961144%	2034	1.4999961144%
90	Industrial	Small Industrial	All	PH	Insulation (Kiln)	Process Heating	2016	0.2676001893%	2034	1.4999600282%	2034	1.4999600282%
91	Industrial	Small Industrial	All	PCR	High Efficiency Chiller	Process Cooling and Refrigeration	2016	0.0564106332%	2034	0.3161944509%	2034	0.3161944509%
92	Industrial	Small Industrial	All	PCR	Optimized Distribution System	Process Cooling and Refrigeration	2016	0.2676001893%	2034	1.4999600282%	2034	1.4999600282%
93	Industrial	Small Industrial	All	PCR	Floating head pressure controls	Process Cooling and Refrigeration	2016	0.2676001893%	2034	1.4999600282%	2034	1.4999600282%
94	Industrial	Small Industrial	All	PCR	Premium efficiency refrigeration control system	Process Cooling and Refrigeration	2016	0.0248197446%	2034	0.1391203232%	2034	0.1391203232%
95	Industrial	Small Industrial	All	PCR	Smart Defrost Controls	Process Cooling and Refrigeration	2016	0.2676001893%	2034	1.4999600282%	2034	1.4999600282%
96	Industrial	Small Industrial	All	PCR	Doors, Covers and Curtains	Process Cooling and Refrigeration	2016	0.2676001893%	2034	1.4999600282%	2034	1.4999600282%
97	Industrial	Small Industrial	All	PCR	Optimized chilled water temperature and/or optimized condenser temperature	Process Cooling and Refrigeration	2015	0.3000000000%	2034	1.4999961144%	2034	1.4999961144%
98	Industrial	Small Industrial	All	PCR	Preventative refrigeration/cooling system maintenance	Process Cooling and Refrigeration	2015	0.3000000000%	2034	1.4999961144%	2034	1.4999961144%
99	Industrial	Small Industrial	All	PCR	Optimized condenser pressure	Process Cooling and Refrigeration	2015	0.3000000000%	2034	1.4999961144%	2034	1.4999961144%
100	Industrial	Small Industrial	All	PCR	VSD on chiller compressor	Process Cooling and Refrigeration	2016	0.2382480166%	2034	1.3354344127%	2034	1.3354344127%
101	Industrial	Small Industrial	All	PCR	Free cooling	Process Cooling and Refrigeration	2016	0.2676001893%	2034	1.4999600282%	2034	1.4999600282%
102	Industrial	Small Industrial	All	PCR	Improve insulation of refrigeration system	Process Cooling and Refrigeration	2016	0.2676001893%	2034	1.4999600282%	2034	1.4999600282%
103	Industrial	Small Industrial	All	Pumps	High/Premium Efficiency Motors (Pumps)	Machine Drive	2016	0.2676001893%	2034	1.4999600282%	2034	1.4999600282%
104	Industrial	Small Industrial	All	Pumps	Impeller Trimming (Pump)	Machine Drive	2016	0.2676001893%	2034	1.4999600282%	2034	1.4999600282%
105	Industrial	Small Industrial	All	Pumps	Optimization of pumping system	Machine Drive	2016	0.2676001893%	2034	1.4999600282%	2034	1.4999600282%
106	Industrial	Small Industrial	All	Pumps	Premium Efficiency Control with ASDs (Pumps)	Machine Drive	2016	0.2676001893%	2034	1.4999600282%	2034	1.4999600282%
107	Industrial	Small Industrial	All	Pumps	Preventative Pump Maintenance	Machine Drive	2015	0.3000000000%	2034	1.4999961144%	2034	1.4999961144%
108	Industrial	Small Industrial	All	Fans	High/Premium Efficiency Motors (Fans)	Machine Drive	2016	0.2676001893%	2034	1.4999600282%	2034	1.4999600282%
109	Industrial	Small Industrial	All	Fans	Impeller Trimming or Inlet Guide Vanes	Machine Drive	2016	0.2676001893%	2034	1.4999600282%	2034	1.4999600282%
110	Industrial	Small Industrial	All	HVAC	Optimized duct design to improve efficiency	Facility HVAC	2015	0.1047420762%	2034	0.5237090242%	2034	0.5237090242%
111	Industrial	Small Industrial	All	Fans	Premium efficiency control, with ASD (Fans)	Machine Drive	2016	0.2574348718%	2034	1.4429811075%	2034	1.4429811075%
112	Industrial	Small Industrial	All	Fans	Synchronous Belts (Fans)	Machine Drive	2016	0.2676001893%	2034	1.4999600282%	2034	1.4999600282%
113	Industrial	Small Industrial	All	Fans	Preventative Fan Maintenance	Machine Drive	2015	0.3000000000%	2034	1.4999961144%	2034	1.4999961144%
114	Industrial	Small Industrial	All	Motor - Other Applications	Premium Efficiency Control with ASDs (Other motors)	Machine Drive	2016	0.2676001893%	2034	1.4999600282%	2034	1.4999600282%
115	Industrial	Small Industrial	All	Motor - Other Applications	High/Premium Efficiency Motors	Machine Drive	2016	0.2676001893%	2034	1.4999600282%	2034	1.4999600282%
116	Industrial	Small Industrial	All	Motor - Other Applications	Correctly sized motors	Machine Drive	2016	0.2676001893%	2034	1.4999600282%	2034	1.4999600282%
117	Industrial	Small Industrial	All	Motor - Other Applications	Optimized motor control	Machine Drive	2016	0.2676001893%	2034	1.4999600282%	2034	1.4999600282%

*N/A: Measure did not pass measure level screening and therefore was not included in a program.

MEASURE DESCRIPTION							PARTICIPATION LOW CASE					
Measure ID	Sector	Sub-Sector	Building Type	End Use	Measure Name	Program	First Year of Participation (So Year)	First Year Annual Participation Rate (So)	Year of Maximum Annual Participation (Smax Year)	Maximum Annual Participation Rate (Smax)	Final Year of Participation (Fo Year)	Final Year Annual Participation Rate (Fo)
118	Industrial	Small Industrial	All	Motor - Other Applications	Synchronous Belts	Machine Drive	2016	0.2676001893%	2034	1.4999600282%	2034	1.4999600282%
119	Industrial	Small Industrial	All	Motor - Other Applications	Preventative Motor Maintenance	Machine Drive	2015	0.3000000000%	2034	1.4999961144%	2034	1.4999961144%
120	Industrial	Small Industrial	All	Compressors	Premium efficiency ASD compressor	Machine Drive	2016	0.0793174117%	2034	0.4445921634%	2034	0.4445921634%
121	Industrial	Small Industrial	All	Compressors	Optimized Distribution System	Machine Drive	2016	0.2676001893%	2034	1.4999600282%	2034	1.4999600282%
122	Industrial	Small Industrial	All	Compressors	Minimize operating air pressure	Machine Drive	2015	0.3000000000%	2034	1.4999961144%	2034	1.4999961144%
123	Industrial	Small Industrial	All	Compressors	Optimized sizing of compressor system	Machine Drive	2016	0.2104788020%	2034	1.1797816382%	2034	1.1797816382%
124	Industrial	Small Industrial	All	Compressors	Optimized sizes of air receiver tanks	Machine Drive	2016	0.2676001893%	2034	1.4999600282%	2034	1.4999600282%
125	Industrial	Small Industrial	All	Compressors	Use cooler air from outside for make up air	Machine Drive	2016	0.2676001893%	2034	1.4999600282%	2034	1.4999600282%
126	Industrial	Small Industrial	All	Compressors	Premium Efficiency Air Dryer (compressors)	Machine Drive	2016	0.2676001893%	2034	1.4999600282%	2034	1.4999600282%
127	Industrial	Small Industrial	All	Compressors	Sequencing Control	Machine Drive	2016	0.2676001893%	2034	1.4999600282%	2034	1.4999600282%
128	Industrial	Small Industrial	All	Compressors	Eliminate air leaks	Machine Drive	2016	0.2676001893%	2034	1.4999600282%	2034	1.4999600282%
129	Industrial	Small Industrial	All	Compressors	Synchronous Belts for Air Compressors	Machine Drive	2016	0.2676001893%	2034	1.4999600282%	2034	1.4999600282%
130	Industrial	Small Industrial	All	Compressors	Replace compressed air use with mechanical or electrical	Machine Drive	2016	0.2676001893%	2034	1.4999600282%	2034	1.4999600282%
131	Industrial	Small Industrial	All	Compressors	Premium efficiency ASD compressor	Machine Drive	2016	0.1668376708%	2034	0.9351631552%	2034	0.9351631552%
132	Industrial	Small Industrial	All	Compressors	Compression ratio optimization (gas compressor)	Machine Drive	2016	0.2676001893%	2034	1.4999600282%	2034	1.4999600282%
133	Industrial	Small Industrial	All	Compressors	Retrofit internal parts of existing centrifugal compressors	Machine Drive	2016	0.2676001893%	2034	1.4999600282%	2034	1.4999600282%
134	Industrial	Small Industrial	All	Compressors	Gas compressor right sizing	Machine Drive	2016	0.2137646950%	2034	1.1981998172%	2034	1.1981998172%
135	Industrial	Small Industrial	All	Compressors	Volume pocket adjustments	Machine Drive	2015	0.3000000000%	2034	1.4999961144%	2034	1.4999961144%
136	Industrial	Small Industrial	All	Compressors	Minimum cylinder clearance	Machine Drive	2016	0.2676001893%	2034	1.4999600282%	2034	1.4999600282%
137	Industrial	Small Industrial	All	Compressors	Synchronous Belts for Air or Gas Compressors	Machine Drive	2016	0.2676001893%	2034	1.4999600282%	2034	1.4999600282%
138	Industrial	Small Industrial	All	HVAC	Air Source Heat Pump for Backup Generators	Facility HVAC	2015	0.0018374406%	2034	0.0091871793%	2034	0.0091871793%
139	Industrial	Small Industrial	All	ONPU	High efficiency battery charger (for forklifts)	Other Process/Non-Process Use	2016	0.2676001893%	2034	1.4999600282%	2034	1.4999600282%
140	Industrial	Small Industrial	All	HVAC	Free cooling	Facility HVAC	2015	0.4000000000%	2034	1.9999948193%	2034	1.9999948193%
141	Industrial	Small Industrial	All	HVAC	Radiant Heaters	*N/A	*N/A	*N/A	*N/A	*N/A	*N/A	*N/A
142	Industrial	Small Industrial	All	HVAC	High efficiency non-packaged HVAC equipment	*N/A	*N/A	*N/A	*N/A	*N/A	*N/A	*N/A
143	Industrial	Small Industrial	All	HVAC	Seasonal Temperature Settings Adjustments	Facility HVAC	2015	0.4000000000%	2034	1.9999948193%	2034	1.9999948193%
144	Industrial	Small Industrial	All	HVAC	High-efficiency rooftop AC with an EER of 13.5	Facility HVAC	2015	0.3003302579%	2034	1.5016473998%	2034	1.5016473998%
145	Industrial	Small Industrial	All	HVAC	Ground Source Heat Pump	Facility HVAC	2015	0.0000047215%	2034	0.0000236075%	2034	0.0000236075%
146	Industrial	Small Industrial	All	HVAC	Ventilation Heat Recovery	*N/A	*N/A	*N/A	*N/A	*N/A	*N/A	*N/A
147	Industrial	Small Industrial	All	HVAC	Automated Temperature Control	Facility HVAC	2015	0.4000000000%	2034	1.9999948193%	2034	1.9999948193%
148	Industrial	Small Industrial	All	HVAC	Reduced Temperature Settings	Facility HVAC	2015	0.4000000000%	2034	1.9999948193%	2034	1.9999948193%
149	Industrial	Small Industrial	All	HVAC	Destratification Fans	Facility HVAC	2015	0.4000000000%	2034	1.9999948193%	2034	1.9999948193%
150	Industrial	Small Industrial	All	HVAC	Warehouse Loading Dock Seals	Facility HVAC	2015	0.2307967088%	2034	1.1539805545%	2034	1.1539805545%
151	Industrial	Small Industrial	All	HVAC	Air Curtains	Facility HVAC	2015	0.0700169443%	2034	0.3500838147%	2034	0.3500838147%
152	Industrial	Small Industrial	All	HVAC	Preventative Packaged HVAC Maintenance	Facility HVAC	2015	0.4000000000%	2034	1.9999948193%	2034	1.9999948193%
153	Industrial	Small Industrial	All	HVAC	Heat Recovery from Processes to Heat Ventilation Make-up Air	*N/A	*N/A	*N/A	*N/A	*N/A	*N/A	*N/A
154	Industrial	Small Industrial	All	FL	High efficiency ballasts for lighting	Facility Lighting	2015	0.4000000000%	2034	1.9999948193%	2034	1.9999948193%
155	Industrial	Small Industrial	All	FL	High Efficiency Light fixtures	Facility Lighting	2015	0.1384261921%	2034	0.6921291675%	2034	0.6921291675%
156	Industrial	Small Industrial	All	FL	Efficient Lighting Design	Facility Lighting	2015	0.4000000000%	2034	1.9999948193%	2034	1.9999948193%
157	Industrial	Small Industrial	All	FL	Lighting controls: on/off timer settings	Facility Lighting	2015	0.4000000000%	2034	1.9999948193%	2034	1.9999948193%
158	Industrial	Small Industrial	All	FL	Lighting controls: occupancy sensors	Facility Lighting	2015	0.0093457257%	2034	0.0467285074%	2034	0.0467285074%
159	Industrial	Small Industrial	All	HVAC	Ventilation Optimization	Facility HVAC	2015	0.1047420762%	2034	0.5237090242%	2034	0.5237090242%
160	Industrial	Small Industrial	All	HVAC	Premium efficiency ventilation control with VSD	Facility HVAC	2015	0.3848052162%	2034	1.9240210972%	2034	1.9240210972%
161	Industrial	Small Industrial	All	HVAC	Demand-Controlled Ventilation	Facility HVAC	2015	0.0141990298%	2034	0.0709949651%	2034	0.0709949651%
162	Industrial	Chlor-alkali	All	OPU/ONPU	Sub-Metering and Interval Metering	Other Process/Non-Process Use	2016	0.1070400757%	2034	0.5999840113%	2034	0.5999840113%
163	Industrial	Chlor-alkali	All	OPU/ONPU	Integrated control system	Other Process/Non-Process Use	2016	0.1070400757%	2034	0.5999840113%	2034	0.5999840113%
164	Industrial	Chlor-alkali	All	OPU/ONPU	HE Dry-Type Transformers	Other Process/Non-Process Use	2016	0.1070400757%	2034	0.5999840113%	2034	0.5999840113%
165	Industrial	Chlor-alkali	All	OPU/ONPU	Advanced water heater controls	Other Process/Non-Process Use	2016	0.1070400757%	2034	0.5999840113%	2034	0.5999840113%
166	Industrial	Chlor-alkali	All	OPU/ONPU	Process Heat Recovery to Preheat Makeup Water	Other Process/Non-Process Use	2016	0.1070400757%	2034	0.5999840113%	2034	0.5999840113%
167	Industrial	Chlor-alkali	All	OPU/ONPU	Air Curtains (Oven)	Other Process/Non-Process Use	2016	0.1070400757%	2034	0.5999840113%	2034	0.5999840113%
168	Industrial	Chlor-alkali	All	OPU/ONPU	Insulation (Oven)	Other Process/Non-Process Use	2016	0.1070400757%	2034	0.5999840113%	2034	0.5999840113%
169	Industrial	Chlor-alkali	All	OPU/ONPU	Preventative Oven Maintenance	Other Process/Non-Process Use	2015	0.1200000000%	2034	0.5999999866%	2034	0.5999999866%
170	Industrial	Chlor-alkali	All	OPU/ONPU	Air Curtains (Dryer)	Other Process/Non-Process Use	2016	0.1070400757%	2034	0.5999840113%	2034	0.5999840113%
171	Industrial	Chlor-alkali	All	OPU/ONPU	Insulation (Dryer)	Other Process/Non-Process Use	2016	0.1070400757%	2034	0.5999840113%	2034	0.5999840113%
172	Industrial	Chlor-alkali	All	OPU/ONPU	Preventative Dryer Maintenance	Other Process/Non-Process Use	2015	0.1200000000%	2034	0.5999999866%	2034	0.5999999866%
173	Industrial	Chlor-alkali	All	OPU/ONPU	Preventative Furnace Maintenance	Other Process/Non-Process Use	2015	0.1200000000%	2034	0.5999999866%	2034	0.5999999866%
174	Industrial	Chlor-alkali	All	OPU/ONPU	Insulation (Furnace)	Other Process/Non-Process Use	2016	0.1070400757%	2034	0.5999840113%	2034	0.5999840113%
175	Industrial	Chlor-alkali	All	OPU/ONPU	Preventative Kiln Maintenance	Other Process/Non-Process Use	2015	0.1200000000%	2034	0.5999999866%	2034	0.5999999866%
176	Industrial	Chlor-alkali	All	OPU/ONPU	Insulation (Kiln)	Other Process/Non-Process Use	2016	0.1070400757%	2034	0.5999840113%	2034	0.5999840113%
177	Industrial	Chlor-alkali	All	OPU/ONPU	High Efficiency Chiller	Other Process/Non-Process Use	2016	0.0474620563%	2034	0.2660356387%	2034	0.2660356387%

*N/A: Measure did not pass measure level screening and therefore was not included in a program.

MEASURE DESCRIPTION							PARTICIPATION LOW CASE					
Measure ID	Sector	Sub-Sector	Building Type	End Use	Measure Name	Program	First Year of Participation (So Year)	First Year Annual Participation Rate (So)	Year of Maximum Annual Participation (Smax Year)	Maximum Annual Participation Rate (Smax)	Final Year of Participation (Fo Year)	Final Year Annual Participation Rate (Fo)
178	Industrial	Chlor-alkali	All	OPU/ONPU	Optimized Distribution System	Other Process/Non-Process Use	2016	0.1070400757%	2034	0.5999840113%	2034	0.5999840113%
179	Industrial	Chlor-alkali	All	OPU/ONPU	Floating head pressure controls	Other Process/Non-Process Use	2016	0.1070400757%	2034	0.5999840113%	2034	0.5999840113%
180	Industrial	Chlor-alkali	All	OPU/ONPU	Premium efficiency refrigeration control system	Other Process/Non-Process Use	2016	0.0271739243%	2034	0.1523160369%	2034	0.1523160369%
181	Industrial	Chlor-alkali	All	OPU/ONPU	Smart Defrost Controls	Other Process/Non-Process Use	2016	0.1070400757%	2034	0.5999840113%	2034	0.5999840113%
182	Industrial	Chlor-alkali	All	OPU/ONPU	Doors, Covers and Curtains	Other Process/Non-Process Use	2016	0.1070400757%	2034	0.5999840113%	2034	0.5999840113%
183	Industrial	Chlor-alkali	All	OPU/ONPU	Optimized chilled water temperature and/or optimized condenser temperature	Other Process/Non-Process Use	2015	0.1200000000%	2034	0.5999999866%	2034	0.5999999866%
184	Industrial	Chlor-alkali	All	OPU/ONPU	Preventative refrigeration/cooling system maintenance	Other Process/Non-Process Use	2015	0.1200000000%	2034	0.5999999866%	2034	0.5999999866%
185	Industrial	Chlor-alkali	All	OPU/ONPU	Optimized condenser pressure	Other Process/Non-Process Use	2015	0.1200000000%	2034	0.5999999866%	2034	0.5999999866%
186	Industrial	Chlor-alkali	All	OPU/ONPU	VSD on chiller compressor	Other Process/Non-Process Use	2016	0.1070400757%	2034	0.5999840113%	2034	0.5999840113%
187	Industrial	Chlor-alkali	All	OPU/ONPU	Free cooling	Other Process/Non-Process Use	2016	0.1070400757%	2034	0.5999840113%	2034	0.5999840113%
188	Industrial	Chlor-alkali	All	OPU/ONPU	Improve insulation of refrigeration system	Other Process/Non-Process Use	2016	0.1070400757%	2034	0.5999840113%	2034	0.5999840113%
189	Industrial	Chlor-alkali	All	OPU/ONPU	High/Premium Efficiency Motors (Pumps)	Other Process/Non-Process Use	2016	0.1070400757%	2034	0.5999840113%	2034	0.5999840113%
190	Industrial	Chlor-alkali	All	OPU/ONPU	Impeller Trimming (Pump)	Other Process/Non-Process Use	2016	0.1070400757%	2034	0.5999840113%	2034	0.5999840113%
191	Industrial	Chlor-alkali	All	OPU/ONPU	Optimization of pumping system	Other Process/Non-Process Use	2016	0.1070400757%	2034	0.5999840113%	2034	0.5999840113%
192	Industrial	Chlor-alkali	All	OPU/ONPU	Premium Efficiency Control with ASDs (Pumps)	Other Process/Non-Process Use	2016	0.1070400757%	2034	0.5999840113%	2034	0.5999840113%
193	Industrial	Chlor-alkali	All	OPU/ONPU	Preventative Pump Maintenance	Other Process/Non-Process Use	2015	0.1200000000%	2034	0.5999999866%	2034	0.5999999866%
194	Industrial	Chlor-alkali	All	OPU/ONPU	High/Premium Efficiency Motors (Fans)	Other Process/Non-Process Use	2016	0.1070400757%	2034	0.5999840113%	2034	0.5999840113%
195	Industrial	Chlor-alkali	All	OPU/ONPU	Impeller Trimming or Inlet Guide Vanes	Other Process/Non-Process Use	2016	0.1070400757%	2034	0.5999840113%	2034	0.5999840113%
196	Industrial	Chlor-alkali	All	OPU/ONPU	Optimized duct design to improve efficiency	Other Process/Non-Process Use	2016	0.0545626050%	2034	0.3058358321%	2034	0.3058358321%
197	Industrial	Chlor-alkali	All	OPU/ONPU	Premium efficiency control, with ASD (Fans)	Other Process/Non-Process Use	2016	0.1070400757%	2034	0.5999840113%	2034	0.5999840113%
198	Industrial	Chlor-alkali	All	OPU/ONPU	Synchronous Belts (Fans)	Other Process/Non-Process Use	2016	0.1070400757%	2034	0.5999840113%	2034	0.5999840113%
199	Industrial	Chlor-alkali	All	OPU/ONPU	Preventative Fan Maintenance	Other Process/Non-Process Use	2015	0.1200000000%	2034	0.5999999866%	2034	0.5999999866%
200	Industrial	Chlor-alkali	All	OPU/ONPU	Premium Efficiency Control with ASDs (Other motors)	Other Process/Non-Process Use	2016	0.1070400757%	2034	0.5999840113%	2034	0.5999840113%
201	Industrial	Chlor-alkali	All	OPU/ONPU	High/Premium Efficiency Motors	Other Process/Non-Process Use	2016	0.1070400757%	2034	0.5999840113%	2034	0.5999840113%
202	Industrial	Chlor-alkali	All	OPU/ONPU	Correctly sized motors	Other Process/Non-Process Use	2016	0.1070400757%	2034	0.5999840113%	2034	0.5999840113%
203	Industrial	Chlor-alkali	All	OPU/ONPU	Optimized motor control	Other Process/Non-Process Use	2016	0.1070400757%	2034	0.5999840113%	2034	0.5999840113%
204	Industrial	Chlor-alkali	All	OPU/ONPU	Synchronous Belts	Other Process/Non-Process Use	2016	0.1070400757%	2034	0.5999840113%	2034	0.5999840113%
205	Industrial	Chlor-alkali	All	OPU/ONPU	Preventative Motor Maintenance	Other Process/Non-Process Use	2015	0.1200000000%	2034	0.5999999866%	2034	0.5999999866%
206	Industrial	Chlor-alkali	All	OPU/ONPU	Premium efficiency ASD compressor	Other Process/Non-Process Use	2016	0.0589567016%	2034	0.3304657447%	2034	0.3304657447%
207	Industrial	Chlor-alkali	All	OPU/ONPU	Optimized Distribution System	Other Process/Non-Process Use	2016	0.1070400757%	2034	0.5999840113%	2034	0.5999840113%
208	Industrial	Chlor-alkali	All	OPU/ONPU	Minimize operating air pressure	Other Process/Non-Process Use	2015	0.1200000000%	2034	0.5999999866%	2034	0.5999999866%
209	Industrial	Chlor-alkali	All	OPU/ONPU	Optimized sizing of compressor system	Other Process/Non-Process Use	2016	0.1070400757%	2034	0.5999840113%	2034	0.5999840113%
210	Industrial	Chlor-alkali	All	OPU/ONPU	Optimized sizes of air receiver tanks	Other Process/Non-Process Use	2016	0.1070400757%	2034	0.5999840113%	2034	0.5999840113%
211	Industrial	Chlor-alkali	All	OPU/ONPU	Use cooler air from outside for make up air	Other Process/Non-Process Use	2015	0.1200000000%	2034	0.5999999866%	2034	0.5999999866%
212	Industrial	Chlor-alkali	All	OPU/ONPU	Premium Efficiency Air Dryer (compressors)	Other Process/Non-Process Use	2016	0.1070400757%	2034	0.5999840113%	2034	0.5999840113%
213	Industrial	Chlor-alkali	All	OPU/ONPU	Sequencing Control	Other Process/Non-Process Use	2016	0.1070400757%	2034	0.5999840113%	2034	0.5999840113%
214	Industrial	Chlor-alkali	All	OPU/ONPU	Eliminate air leaks	Other Process/Non-Process Use	2016	0.1070400757%	2034	0.5999840113%	2034	0.5999840113%
215	Industrial	Chlor-alkali	All	OPU/ONPU	Synchronous Belts for Air Compressors	Other Process/Non-Process Use	2016	0.1070400757%	2034	0.5999840113%	2034	0.5999840113%
216	Industrial	Chlor-alkali	All	OPU/ONPU	Replace compressed air use with mechanical or electrical	Other Process/Non-Process Use	2016	0.1070400757%	2034	0.5999840113%	2034	0.5999840113%
217	Industrial	Chlor-alkali	All	OPU/ONPU	Premium efficiency ASD compressor	Other Process/Non-Process Use	2016	0.0967869716%	2034	0.5425130269%	2034	0.5425130269%
218	Industrial	Chlor-alkali	All	OPU/ONPU	Compression ratio optimization (gas compressor)	Other Process/Non-Process Use	2016	0.1070400757%	2034	0.5999840113%	2034	0.5999840113%
219	Industrial	Chlor-alkali	All	OPU/ONPU	Retrofit internal parts of existing centrifugal compressors	Other Process/Non-Process Use	2016	0.1070400757%	2034	0.5999840113%	2034	0.5999840113%
220	Industrial	Chlor-alkali	All	OPU/ONPU	Gas compressor right sizing	Other Process/Non-Process Use	2016	0.1070400757%	2034	0.5999840113%	2034	0.5999840113%
221	Industrial	Chlor-alkali	All	OPU/ONPU	Volume pocket adjustments	Other Process/Non-Process Use	2015	0.1200000000%	2034	0.5999999866%	2034	0.5999999866%
222	Industrial	Chlor-alkali	All	OPU/ONPU	Minimum cylinder clearance	Other Process/Non-Process Use	2016	0.1070400757%	2034	0.5999840113%	2034	0.5999840113%
223	Industrial	Chlor-alkali	All	OPU/ONPU	Synchronous Belts for Air or Gas Compressors	Other Process/Non-Process Use	2016	0.1070400757%	2034	0.5999840113%	2034	0.5999840113%
224	Industrial	Chlor-alkali	All	OPU/ONPU	Air Source Heat Pump for Backup Generators	Other Process/Non-Process Use	2016	0.0036837475%	2034	0.0206482440%	2034	0.0206482440%
225	Industrial	Chlor-alkali	All	OPU/ONPU	High efficiency battery charger (for forklifts)	Other Process/Non-Process Use	2016	0.1070400757%	2034	0.5999840113%	2034	0.5999840113%
226	Industrial	Chlor-alkali	All	OPU/ONPU	Free cooling	Other Process/Non-Process Use	2015	0.1200000000%	2034	0.5999999866%	2034	0.5999999866%
227	Industrial	Chlor-alkali	All	OPU/ONPU	Radiant Heaters	*N/A	*N/A	*N/A	*N/A	*N/A	*N/A	*N/A
228	Industrial	Chlor-alkali	All	OPU/ONPU	High efficiency non-packaged HVAC equipment	*N/A	*N/A	*N/A	*N/A	*N/A	*N/A	*N/A
229	Industrial	Chlor-alkali	All	OPU/ONPU	Seasonal Temperature Settings Adjustments	Other Process/Non-Process Use	2015	0.1200000000%	2034	0.5999999866%	2034	0.5999999866%
230	Industrial	Chlor-alkali	All	OPU/ONPU	High-efficiency rooftop AC with an EER of 13.5	Other Process/Non-Process Use	2015	0.1200000000%	2034	0.5999999866%	2034	0.5999999866%
231	Industrial	Chlor-alkali	All	OPU/ONPU	Ground Source Heat Pump	Other Process/Non-Process Use	2015	0.0000770774%	2034	0.0003853872%	2034	0.0003853872%
232	Industrial	Chlor-alkali	All	OPU/ONPU	Ventilation Heat Recovery	Other Process/Non-Process Use	2015	0.0000002618%	2034	0.0000013088%	2034	0.0000013088%
233	Industrial	Chlor-alkali	All	OPU/ONPU	Automated Temperature Control	Other Process/Non-Process Use	2015	0.1200000000%	2034	0.5999999866%	2034	0.5999999866%
234	Industrial	Chlor-alkali	All	OPU/ONPU	Reduced Temperature Settings	Other Process/Non-Process Use	2015	0.1200000000%	2034	0.5999999866%	2034	0.5999999866%
235	Industrial	Chlor-alkali	All	OPU/ONPU	Destratification Fans	Other Process/Non-Process Use	2015	0.1200000000%	2034	0.5999999866%	2034	0.5999999866%
236	Industrial	Chlor-alkali	All	OPU/ONPU	Warehouse Loading Dock Seals	Other Process/Non-Process Use	2015	0.1035783267%	2034	0.5178916220%	2034	0.5178916220%
237	Industrial	Chlor-alkali	All	OPU/ONPU	Air Curtains	Other Process/Non-Process Use	2015	0.0470067751%	2034	0.2350338703%	2034	0.2350338703%

*N/A: Measure did not pass measure level screening and therefore was not included in a program.

MEASURE DESCRIPTION							PARTICIPATION LOW CASE					
Measure ID	Sector	Sub-Sector	Building Type	End Use	Measure Name	Program	First Year of Participation (So Year)	First Year Annual Participation Rate (So)	Year of Maximum Annual Participation (Smax Year)	Maximum Annual Participation Rate (Smax)	Final Year of Participation (Fo Year)	Final Year Annual Participation Rate (Fo)
238	Industrial	Chlor-alkali	All	OPU/ONPU	Preventative Packaged HVAC Maintenance	Other Process/Non-Process Use	2015	0.1200000000%	2034	0.5999999866%	2034	0.5999999866%
239	Industrial	Chlor-alkali	All	OPU/ONPU	Heat Recovery from Processes to Heat Ventilation Make-up Air	*N/A	*N/A	*N/A	*N/A	*N/A	*N/A	*N/A
240	Industrial	Chlor-alkali	All	OPU/ONPU	High efficiency ballasts for lighting	Other Process/Non-Process Use	2015	0.1200000000%	2034	0.5999999866%	2034	0.5999999866%
241	Industrial	Chlor-alkali	All	OPU/ONPU	High Efficiency Light fixtures	Other Process/Non-Process Use	2015	0.0736650234%	2034	0.3683251090%	2034	0.3683251090%
242	Industrial	Chlor-alkali	All	OPU/ONPU	Efficient Lighting Design	Other Process/Non-Process Use	2015	0.1200000000%	2034	0.5999999866%	2034	0.5999999866%
243	Industrial	Chlor-alkali	All	OPU/ONPU	Lighting controls: on/off timer settings	Other Process/Non-Process Use	2015	0.1200000000%	2034	0.5999999866%	2034	0.5999999866%
244	Industrial	Chlor-alkali	All	OPU/ONPU	Lighting controls: occupancy sensors	Other Process/Non-Process Use	2015	0.0122139978%	2034	0.0610699875%	2034	0.0610699875%
245	Industrial	Chlor-alkali	All	OPU/ONPU	Ventilation Optimization	Other Process/Non-Process Use	2015	0.0611687964%	2034	0.3058439753%	2034	0.3058439753%
246	Industrial	Chlor-alkali	All	OPU/ONPU	Premium efficiency ventilation control with VSD	Other Process/Non-Process Use	2015	0.1200000000%	2034	0.5999999866%	2034	0.5999999866%
247	Industrial	Chlor-alkali	All	OPU/ONPU	Demand-Controlled Ventilation	Other Process/Non-Process Use	2015	0.0161419103%	2034	0.0807095498%	2034	0.0807095498%
248	Industrial	Pulp & Paper	All	Machine Drive	Sub-Metering and Interval Metering	Machine Drive	2016	1.2488008835%	2034	6.9998134650%	2034	6.9998134650%
249	Industrial	Pulp & Paper	All	Machine Drive	Integrated control system	Machine Drive	2016	1.2488008835%	2034	6.9998134650%	2034	6.9998134650%
250	Industrial	Pulp & Paper	All	ONPU	HE Dry-Type Transformers	Other Process/Non-Process Use	2016	1.0704007573%	2034	5.9998401129%	2034	5.9998401129%
251	Industrial	Pulp & Paper	All	ONPU	Advanced water heater controls	Other Process/Non-Process Use	2016	1.0704007573%	2034	5.9998401129%	2034	5.9998401129%
252	Industrial	Pulp & Paper	All	ONPU	Process Heat Recovery to Preheat Makeup Water	Other Process/Non-Process Use	2016	1.0704007573%	2034	5.9998401129%	2034	5.9998401129%
253	Industrial	Pulp & Paper	All	ONPU	Air Curtains (Oven)	Other Process/Non-Process Use	2016	1.0704007573%	2034	5.9998401129%	2034	5.9998401129%
254	Industrial	Pulp & Paper	All	ONPU	Insulation (Oven)	Other Process/Non-Process Use	2016	1.0704007573%	2034	5.9998401129%	2034	5.9998401129%
255	Industrial	Pulp & Paper	All	ONPU	Preventative Oven Maintenance	Other Process/Non-Process Use	2015	1.2000000000%	2034	5.9999998655%	2034	5.9999998655%
256	Industrial	Pulp & Paper	All	ONPU	Air Curtains (Dryer)	Other Process/Non-Process Use	2016	1.0704007573%	2034	5.9998401129%	2034	5.9998401129%
257	Industrial	Pulp & Paper	All	ONPU	Insulation (Dryer)	Other Process/Non-Process Use	2016	1.0704007573%	2034	5.9998401129%	2034	5.9998401129%
258	Industrial	Pulp & Paper	All	ONPU	Preventative Dryer Maintenance	Other Process/Non-Process Use	2015	1.2000000000%	2034	5.9999998655%	2034	5.9999998655%
259	Industrial	Pulp & Paper	All	ONPU	Preventative Furnace Maintenance	Other Process/Non-Process Use	2015	1.2000000000%	2034	5.9999998655%	2034	5.9999998655%
260	Industrial	Pulp & Paper	All	ONPU	Insulation (Furnace)	Other Process/Non-Process Use	2016	1.0704007573%	2034	5.9998401129%	2034	5.9998401129%
261	Industrial	Pulp & Paper	All	ONPU	Preventative Kiln Maintenance	Other Process/Non-Process Use	2015	1.2000000000%	2034	5.9999998655%	2034	5.9999998655%
262	Industrial	Pulp & Paper	All	ONPU	Insulation (Kiln)	Other Process/Non-Process Use	2016	1.0704007573%	2034	5.9998401129%	2034	5.9998401129%
263	Industrial	Pulp & Paper	All	ONPU	High Efficiency Chiller	Other Process/Non-Process Use	2016	0.4746205628%	2034	2.6603563866%	2034	2.6603563866%
264	Industrial	Pulp & Paper	All	ONPU	Optimized Distribution System	Other Process/Non-Process Use	2016	1.0704007573%	2034	5.9998401129%	2034	5.9998401129%
265	Industrial	Pulp & Paper	All	ONPU	Floating head pressure controls	Other Process/Non-Process Use	2016	1.0704007573%	2034	5.9998401129%	2034	5.9998401129%
266	Industrial	Pulp & Paper	All	ONPU	Premium efficiency refrigeration control system	Other Process/Non-Process Use	2016	0.2717392434%	2034	1.5231603690%	2034	1.5231603690%
267	Industrial	Pulp & Paper	All	ONPU	Smart Defrost Controls	Other Process/Non-Process Use	2016	1.0704007573%	2034	5.9998401129%	2034	5.9998401129%
268	Industrial	Pulp & Paper	All	ONPU	Doors, Covers and Curtains	Other Process/Non-Process Use	2016	1.0704007573%	2034	5.9998401129%	2034	5.9998401129%
269	Industrial	Pulp & Paper	All	ONPU	Optimized chilled water temperature and/or optimized condenser temperature	Other Process/Non-Process Use	2015	1.2000000000%	2034	5.9999998655%	2034	5.9999998655%
270	Industrial	Pulp & Paper	All	ONPU	Preventative refrigeration/cooling system maintenance	Other Process/Non-Process Use	2015	1.2000000000%	2034	5.9999998655%	2034	5.9999998655%
271	Industrial	Pulp & Paper	All	ONPU	Optimized condenser pressure	Other Process/Non-Process Use	2015	1.2000000000%	2034	5.9999998655%	2034	5.9999998655%
272	Industrial	Pulp & Paper	All	ONPU	VSD on chiller compressor	Other Process/Non-Process Use	2016	1.0704007573%	2034	5.9998401129%	2034	5.9998401129%
273	Industrial	Pulp & Paper	All	ONPU	Free cooling	Other Process/Non-Process Use	2016	1.0704007573%	2034	5.9998401129%	2034	5.9998401129%
274	Industrial	Pulp & Paper	All	ONPU	Improve insulation of refrigeration system	Other Process/Non-Process Use	2016	1.0704007573%	2034	5.9998401129%	2034	5.9998401129%
275	Industrial	Pulp & Paper	All	Pumps	High/Premium Efficiency Motors (Pumps)	Machine Drive	2016	1.2488008835%	2034	6.9998134650%	2034	6.9998134650%
276	Industrial	Pulp & Paper	All	Pumps	Impeller Trimming (Pump)	Machine Drive	2016	1.2488008835%	2034	6.9998134650%	2034	6.9998134650%
277	Industrial	Pulp & Paper	All	Pumps	Optimization of pumping system	Machine Drive	2016	1.2488008835%	2034	6.9998134650%	2034	6.9998134650%
278	Industrial	Pulp & Paper	All	Pumps	Premium Efficiency Control with ASDs (Pumps)	Machine Drive	2016	1.2488008835%	2034	6.9998134650%	2034	6.9998134650%
279	Industrial	Pulp & Paper	All	Pumps	Preventative Pump Maintenance	Machine Drive	2015	1.4000000000%	2034	6.9999998431%	2034	6.9999998431%
280	Industrial	Pulp & Paper	All	Fans	High/Premium Efficiency Motors (Fans)	Machine Drive	2016	1.2488008835%	2034	6.9998134650%	2034	6.9998134650%
281	Industrial	Pulp & Paper	All	Fans	Impeller Trimming or Inlet Guide Vanes	Machine Drive	2016	1.2488008835%	2034	6.9998134650%	2034	6.9998134650%
282	Industrial	Pulp & Paper	All	HVAC	Optimized duct design to improve efficiency	Facility HVAC	2015	0.6116879644%	2034	3.0584397532%	2034	3.0584397532%
283	Industrial	Pulp & Paper	All	Fans	Premium efficiency control, with ASD (Fans)	Machine Drive	2016	1.2488008835%	2034	6.9998134650%	2034	6.9998134650%
284	Industrial	Pulp & Paper	All	Fans	Synchronous Belts (Fans)	Machine Drive	2016	1.2488008835%	2034	6.9998134650%	2034	6.9998134650%
285	Industrial	Pulp & Paper	All	Fans	Preventative Fan Maintenance	Machine Drive	2015	1.4000000000%	2034	6.9999998431%	2034	6.9999998431%
286	Industrial	Pulp & Paper	All	Motor - Other Applications	Premium Efficiency Control with ASDs (Other motors)	Machine Drive	2016	1.2488008835%	2034	6.9998134650%	2034	6.9998134650%
287	Industrial	Pulp & Paper	All	Motor - Other Applications	High/Premium Efficiency Motors	Machine Drive	2016	1.2488008835%	2034	6.9998134650%	2034	6.9998134650%
288	Industrial	Pulp & Paper	All	Motor - Other Applications	Correctly sized motors	Machine Drive	2016	1.2488008835%	2034	6.9998134650%	2034	6.9998134650%
289	Industrial	Pulp & Paper	All	Motor - Other Applications	Optimized motor control	Machine Drive	2016	1.2488008835%	2034	6.9998134650%	2034	6.9998134650%
290	Industrial	Pulp & Paper	All	Motor - Other Applications	Synchronous Belts	Machine Drive	2016	1.2488008835%	2034	6.9998134650%	2034	6.9998134650%
291	Industrial	Pulp & Paper	All	Motor - Other Applications	Preventative Motor Maintenance	Machine Drive	2015	1.4000000000%	2034	6.9999998431%	2034	6.9999998431%
292	Industrial	Pulp & Paper	All	Compressors	Premium efficiency ASD compressor	Machine Drive	2016	0.6878281857%	2034	3.8554336881%	2034	3.8554336881%
293	Industrial	Pulp & Paper	All	Compressors	Optimized Distribution System	Machine Drive	2016	1.2488008835%	2034	6.9998134650%	2034	6.9998134650%
294	Industrial	Pulp & Paper	All	Compressors	Minimize operating air pressure	Machine Drive	2015	1.4000000000%	2034	6.9999998431%	2034	6.9999998431%
295	Industrial	Pulp & Paper	All	Compressors	Optimized sizing of compressor system	Machine Drive	2016	1.2488008835%	2034	6.9998134650%	2034	6.9998134650%
296	Industrial	Pulp & Paper	All	Compressors	Optimized sizes of air receiver tanks	Machine Drive	2016	1.2488008835%	2034	6.9998134650%	2034	6.9998134650%
297	Industrial	Pulp & Paper	All	Compressors	Use cooler air from outside for make up air	Machine Drive	2015	1.4000000000%	2034	6.9999998431%	2034	6.9999998431%

*N/A: Measure did not pass measure level screening and therefore was not included in a program.

MEASURE DESCRIPTION							PARTICIPATION LOW CASE					
Measure ID	Sector	Sub-Sector	Building Type	End Use	Measure Name	Program	First Year of Participation (So Year)	First Year Annual Participation Rate (So)	Year of Maximum Annual Participation (Smax Year)	Maximum Annual Participation Rate (Smax)	Final Year of Participation (Fo Year)	Final Year Annual Participation Rate (Fo)
298	Industrial	Pulp & Paper	All	Compressors	Premium Efficiency Air Dryer (compressors)	Machine Drive	2016	1.2488008835%	2034	6.9998134650%	2034	6.9998134650%
299	Industrial	Pulp & Paper	All	Compressors	Sequencing Control	Machine Drive	2016	1.2488008835%	2034	6.9998134650%	2034	6.9998134650%
300	Industrial	Pulp & Paper	All	Compressors	Eliminate air leaks	Machine Drive	2016	1.2488008835%	2034	6.9998134650%	2034	6.9998134650%
301	Industrial	Pulp & Paper	All	Compressors	Synchronous Belts for Air Compressors	Machine Drive	2016	1.2488008835%	2034	6.9998134650%	2034	6.9998134650%
302	Industrial	Pulp & Paper	All	Compressors	Replace compressed air use with mechanical or electrical	Machine Drive	2016	1.2488008835%	2034	6.9998134650%	2034	6.9998134650%
303	Industrial	Pulp & Paper	All	Compressors	Premium efficiency ASD compressor	Machine Drive	2016	1.1291813359%	2034	6.3293186476%	2034	6.3293186476%
304	Industrial	Pulp & Paper	All	Compressors	Compression ratio optimization (gas compressor)	Machine Drive	2016	1.2488008835%	2034	6.9998134650%	2034	6.9998134650%
305	Industrial	Pulp & Paper	All	Compressors	Retrofit internal parts of existing centrifugal compressors	Machine Drive	2016	1.2488008835%	2034	6.9998134650%	2034	6.9998134650%
306	Industrial	Pulp & Paper	All	Compressors	Gas compressor right sizing	Machine Drive	2016	1.2488008835%	2034	6.9998134650%	2034	6.9998134650%
307	Industrial	Pulp & Paper	All	Compressors	Volume pocket adjustments	Machine Drive	2015	1.4000000000%	2034	6.9999998431%	2034	6.9999998431%
308	Industrial	Pulp & Paper	All	Compressors	Minimum cylinder clearance	Machine Drive	2016	1.2488008835%	2034	6.9998134650%	2034	6.9998134650%
309	Industrial	Pulp & Paper	All	Compressors	Synchronous Belts for Air or Gas Compressors	Machine Drive	2016	1.2488008835%	2034	6.9998134650%	2034	6.9998134650%
310	Industrial	Pulp & Paper	All	ONPU	Air Source Heat Pump for Backup Generators	Other Process/Non-Process Use	2016	0.0368374750%	2034	0.2064824401%	2034	0.2064824401%
311	Industrial	Pulp & Paper	All	ONPU	High efficiency battery charger (for forklifts)	Other Process/Non-Process Use	2016	1.0704007573%	2034	5.9998401129%	2034	5.9998401129%
312	Industrial	Pulp & Paper	All	ONPU	Free cooling	Other Process/Non-Process Use	2015	1.2000000000%	2034	5.9999998655%	2034	5.9999998655%
313	Industrial	Pulp & Paper	All	ONPU	Radiant Heaters	*N/A	*N/A	*N/A	*N/A	*N/A	*N/A	*N/A
314	Industrial	Pulp & Paper	All	ONPU	High efficiency non-packaged HVAC equipment	*N/A	*N/A	*N/A	*N/A	*N/A	*N/A	*N/A
315	Industrial	Pulp & Paper	All	ONPU	Seasonal Temperature Settings Adjustments	Other Process/Non-Process Use	2015	1.2000000000%	2034	5.9999998655%	2034	5.9999998655%
316	Industrial	Pulp & Paper	All	ONPU	High-efficiency rooftop AC with an EER of 13.5	Other Process/Non-Process Use	2015	1.2000000000%	2034	5.9999998655%	2034	5.9999998655%
317	Industrial	Pulp & Paper	All	ONPU	Ground Source Heat Pump	Other Process/Non-Process Use	2015	0.0007707744%	2034	0.0038538720%	2034	0.0038538720%
318	Industrial	Pulp & Paper	All	ONPU	Ventilation Heat Recovery	Other Process/Non-Process Use	2015	0.0000026175%	2034	0.0000130877%	2034	0.0000130877%
319	Industrial	Pulp & Paper	All	ONPU	Automated Temperature Control	Other Process/Non-Process Use	2015	1.2000000000%	2034	5.9999998655%	2034	5.9999998655%
320	Industrial	Pulp & Paper	All	ONPU	Reduced Temperature Settings	Other Process/Non-Process Use	2015	1.2000000000%	2034	5.9999998655%	2034	5.9999998655%
321	Industrial	Pulp & Paper	All	ONPU	Destratification Fans	Other Process/Non-Process Use	2015	1.2000000000%	2034	5.9999998655%	2034	5.9999998655%
322	Industrial	Pulp & Paper	All	ONPU	Warehouse Loading Dock Seals	Other Process/Non-Process Use	2015	1.0357832672%	2034	5.1789162201%	2034	5.1789162201%
323	Industrial	Pulp & Paper	All	ONPU	Air Curtains	Other Process/Non-Process Use	2015	0.4700677512%	2034	2.3503387033%	2034	2.3503387033%
324	Industrial	Pulp & Paper	All	ONPU	Preventative Packaged HVAC Maintenance	Other Process/Non-Process Use	2015	1.2000000000%	2034	5.9999998655%	2034	5.9999998655%
325	Industrial	Pulp & Paper	All	ONPU	Heat Recovery from Processes to Heat Ventilation Make-up Air	*N/A	*N/A	*N/A	*N/A	*N/A	*N/A	*N/A
326	Industrial	Pulp & Paper	All	ONPU	High efficiency ballasts for lighting	Other Process/Non-Process Use	2015	1.2000000000%	2034	5.9999998655%	2034	5.9999998655%
327	Industrial	Pulp & Paper	All	ONPU	High Efficiency Light fixtures	Other Process/Non-Process Use	2015	0.7366502344%	2034	3.6832510897%	2034	3.6832510897%
328	Industrial	Pulp & Paper	All	ONPU	Efficient Lighting Design	Other Process/Non-Process Use	2015	1.2000000000%	2034	5.9999998655%	2034	5.9999998655%
329	Industrial	Pulp & Paper	All	ONPU	Lighting controls: on/off timer settings	Other Process/Non-Process Use	2015	1.2000000000%	2034	5.9999998655%	2034	5.9999998655%
330	Industrial	Pulp & Paper	All	ONPU	Lighting controls: occupancy sensors	Other Process/Non-Process Use	2015	0.1221399777%	2034	0.6106998746%	2034	0.6106998746%
331	Industrial	Pulp & Paper	All	ONPU	Ventilation Optimization	Other Process/Non-Process Use	2015	0.6116879644%	2034	3.0584397532%	2034	3.0584397532%
332	Industrial	Pulp & Paper	All	ONPU	Premium efficiency ventilation control with VSD	Other Process/Non-Process Use	2015	1.2000000000%	2034	5.9999998655%	2034	5.9999998655%
333	Industrial	Pulp & Paper	All	ONPU	Demand-Controlled Ventilation	Other Process/Non-Process Use	2015	0.1614191033%	2034	0.8070954982%	2034	0.8070954982%
334	Industrial	Other - Combined	All	Motor - Other Applications	Operations and maintenance	Machine Drive	2015	0.3600000000%	2034	1.7999999597%	2034	1.7999999597%
335	Industrial	Other - Combined	All	Motor - Other Applications	Match Motor Size to Load	Machine Drive	2016	0.3211202272%	2034	1.7999520339%	2034	1.7999520339%
336	Industrial	Other - Combined	All	Motor - Other Applications	Motor Efficiency Upgrade	Machine Drive	2016	0.3211202272%	2034	1.7999520339%	2034	1.7999520339%
337	Industrial	Other - Combined	All	Motor - Other Applications	Variable Speed Drives	Machine Drive	2016	0.3211202272%	2034	1.7999520339%	2034	1.7999520339%
338	Industrial	Other - Combined	All	Pumps	Reduce Overall System Requirements	Machine Drive	2016	0.3211202272%	2034	1.7999520339%	2034	1.7999520339%
339	Industrial	Other - Combined	All	Pumps	Match Pump Size to Load	Machine Drive	2016	0.3211202272%	2034	1.7999520339%	2034	1.7999520339%
340	Industrial	Other - Combined	All	Pumps	Reduce or Control Pump Speed	Machine Drive	2016	0.3211202272%	2034	1.7999520339%	2034	1.7999520339%
341	Industrial	Other - Combined	All	Pumps	Improve Pump Components	Machine Drive	2016	0.3211202272%	2034	1.7999520339%	2034	1.7999520339%
342	Industrial	Other - Combined	All	Pumps	Operation and Maintenance	Machine Drive	2015	0.3600000000%	2034	1.7999999597%	2034	1.7999999597%
343	Industrial	Other - Combined	All	Compressors	Reduce Overall System Requirements	Machine Drive	2016	0.3211202272%	2034	1.7999520339%	2034	1.7999520339%
344	Industrial	Other - Combined	All	Compressors	Match Compressor Size to Load	Machine Drive	2016	0.3211202272%	2034	1.7999520339%	2034	1.7999520339%
345	Industrial	Other - Combined	All	Compressors	Compressor Control	Machine Drive	2016	0.3211202272%	2034	1.7999520339%	2034	1.7999520339%
346	Industrial	Other - Combined	All	Compressors	Improve Compressor Components	Machine Drive	2016	0.3211202272%	2034	1.7999520339%	2034	1.7999520339%
347	Industrial	Other - Combined	All	Compressors	Operation and Maintenance	Machine Drive	2015	0.3600000000%	2034	1.7999999597%	2034	1.7999999597%
348	Industrial	Other - Combined	All	Fans	Reduce Overall System Requirements	Machine Drive	2016	0.3211202272%	2034	1.7999520339%	2034	1.7999520339%
349	Industrial	Other - Combined	All	Fans	Reduce or Control Fan Speed	Machine Drive	2016	0.3211202272%	2034	1.7999520339%	2034	1.7999520339%
350	Industrial	Other - Combined	All	Fans	Improve Fan Components	Machine Drive	2016	0.3211202272%	2034	1.7999520339%	2034	1.7999520339%
351	Industrial	Other - Combined	All	Fans	Operation and Maintenance	Machine Drive	2015	0.3600000000%	2034	1.7999999597%	2034	1.7999999597%
352	Industrial	Other - Combined	All	HVAC	Optimized Duct Design to Improve Efficiency	Facility HVAC	2015	0.0305843982%	2034	0.1529219877%	2034	0.1529219877%
353	Industrial	Other - Combined	All	PH	Advanced Water Heater Controls	Process Heating	2016	0.2676001893%	2034	1.4999600282%	2034	1.4999600282%
354	Industrial	Other - Combined	All	PH	Process Heat Recovery to Preheat Makeup Water	Process Heating	2016	0.2676001893%	2034	1.4999600282%	2034	1.4999600282%
355	Industrial	Other - Combined	All	PH	Air Curtains (Oven)	Process Heating	2016	0.2676001893%	2034	1.4999600282%	2034	1.4999600282%
356	Industrial	Other - Combined	All	PH	Insulation (Oven)	Process Heating	2016	0.2676001893%	2034	1.4999600282%	2034	1.4999600282%
357	Industrial	Other - Combined	All	PH	Preventative Oven Maintenance	Process Heating	2016	0.2676001893%	2034	1.4999600282%	2034	1.4999600282%

*N/A: Measure did not pass measure level screening and therefore was not included in a program.

MEASURE DESCRIPTION							PARTICIPATION LOW CASE					
Measure ID	Sector	Sub-Sector	Building Type	End Use	Measure Name	Program	First Year of Participation (So Year)	First Year Annual Participation Rate (So)	Year of Maximum Annual Participation (Smax Year)	Maximum Annual Participation Rate (Smax)	Final Year of Participation (Fo Year)	Final Year Annual Participation Rate (Fo)
358	Industrial	Other - Combined	All	PH	Air Curtains (Dryer)	Process Heating	2016	0.2676001893%	2034	1.4999600282%	2034	1.4999600282%
359	Industrial	Other - Combined	All	PH	Insulation (Dryer)	Process Heating	2016	0.2676001893%	2034	1.4999600282%	2034	1.4999600282%
360	Industrial	Other - Combined	All	PH	Preventative Dryer Maintenance	Process Heating	2016	0.2676001893%	2034	1.4999600282%	2034	1.4999600282%
361	Industrial	Other - Combined	All	PH	Optimized Distribution System	Process Heating	2016	0.2676001893%	2034	1.4999600282%	2034	1.4999600282%
362	Industrial	Other - Combined	All	PCR	High Efficiency Chiller	Process Cooling and Refrigeration	2016	0.1186551407%	2034	0.6650890967%	2034	0.6650890967%
363	Industrial	Other - Combined	All	PCR	Floating head pressure controls	Process Cooling and Refrigeration	2016	0.2676001893%	2034	1.4999600282%	2034	1.4999600282%
364	Industrial	Other - Combined	All	PCR	Premium Efficiency Refrigeration Control System	Process Cooling and Refrigeration	2016	0.0679348108%	2034	0.3807900923%	2034	0.3807900923%
365	Industrial	Other - Combined	All	PCR	Smart Defrost Controls	Process Cooling and Refrigeration	2015	0.3000000000%	2034	1.4999999664%	2034	1.4999999664%
366	Industrial	Other - Combined	All	PCR	Doors, Covers and Curtains	Process Cooling and Refrigeration	2016	0.2676001893%	2034	1.4999600282%	2034	1.4999600282%
367	Industrial	Other - Combined	All	PCR	Optimized chilled water temperature and/or optimized condenser temperature	Process Cooling and Refrigeration	2016	0.2676001893%	2034	1.4999600282%	2034	1.4999600282%
368	Industrial	Other - Combined	All	PCR	Preventative Refrigeration/cooling System Maintenance	Process Cooling and Refrigeration	2016	0.2676001893%	2034	1.4999600282%	2034	1.4999600282%
369	Industrial	Other - Combined	All	PCR	Optimized condenser pressure	Process Cooling and Refrigeration	2016	0.2676001893%	2034	1.4999600282%	2034	1.4999600282%
370	Industrial	Other - Combined	All	PCR	Free cooling	Process Cooling and Refrigeration	2016	0.2676001893%	2034	1.4999600282%	2034	1.4999600282%
371	Industrial	Other - Combined	All	PCR	Improve Insulation of Refrigeration System	Process Cooling and Refrigeration	2016	0.2676001893%	2034	1.4999600282%	2034	1.4999600282%
372	Industrial	Other - Combined	All	ONPU	HE Dry-Type Transformers	Other Process/Non-Process Use	2016	0.2676001893%	2034	1.4999600282%	2034	1.4999600282%
373	Industrial	Other - Combined	All	HVAC	Air Source Heat Pump for Backup Generators	Facility HVAC	2015	0.0020648794%	2034	0.0103243969%	2034	0.0103243969%
374	Industrial	Other - Combined	All	ONPU	High efficiency battery charger (for forklifts)	Other Process/Non-Process Use	2016	0.2676001893%	2034	1.4999600282%	2034	1.4999600282%
375	Industrial	Other - Combined	All	HVAC	Radiant Heaters	*N/A	*N/A	*N/A	*N/A	*N/A	*N/A	*N/A
376	Industrial	Other - Combined	All	HVAC	High efficiency non-packaged HVAC equipment	*N/A	*N/A	*N/A	*N/A	*N/A	*N/A	*N/A
377	Industrial	Other - Combined	All	HVAC	Seasonal Temperature Settings Adjustments	Facility HVAC	2015	0.0600000000%	2034	0.2999999933%	2034	0.2999999933%
378	Industrial	Other - Combined	All	HVAC	High-efficiency rooftop AC with an EER of 13.5	Facility HVAC	2015	0.0600000000%	2034	0.2999999933%	2034	0.2999999933%
379	Industrial	Other - Combined	All	HVAC	Ground Source Heat Pump	Facility HVAC	2015	0.0000385387%	2034	0.0001926936%	2034	0.0001926936%
380	Industrial	Other - Combined	All	HVAC	Ventilation Heat Recovery	Facility HVAC	2015	0.0000001309%	2034	0.0000006544%	2034	0.0000006544%
381	Industrial	Other - Combined	All	HVAC	Automated Temperature Control	Facility HVAC	2015	0.0600000000%	2034	0.2999999933%	2034	0.2999999933%
382	Industrial	Other - Combined	All	HVAC	Reduced Temperature Settings	Facility HVAC	2015	0.0600000000%	2034	0.2999999933%	2034	0.2999999933%
383	Industrial	Other - Combined	All	HVAC	Destratification Fans	Facility HVAC	2015	0.0600000000%	2034	0.2999999933%	2034	0.2999999933%
384	Industrial	Other - Combined	All	HVAC	Warehouse Loading Dock Seals	Facility HVAC	2015	0.0517891634%	2034	0.2589458110%	2034	0.2589458110%
385	Industrial	Other - Combined	All	HVAC	Preventative Packaged HVAC Maintenance	Facility HVAC	2015	0.0600000000%	2034	0.2999999933%	2034	0.2999999933%
386	Industrial	Other - Combined	All	HVAC	Heat Recovery from Processes to Heat Ventilation Make-up Air	*N/A	*N/A	*N/A	*N/A	*N/A	*N/A	*N/A
387	Industrial	Other - Combined	All	FL	High efficiency ballasts for lighting	Facility Lighting	2015	0.0600000000%	2034	0.2999999933%	2034	0.2999999933%
388	Industrial	Other - Combined	All	FL	High Efficiency Light fixtures	Facility Lighting	2015	0.0368325117%	2034	0.1841625545%	2034	0.1841625545%
389	Industrial	Other - Combined	All	FL	Efficient Lighting Design	Facility Lighting	2015	0.0600000000%	2034	0.2999999933%	2034	0.2999999933%
390	Industrial	Other - Combined	All	FL	Lighting controls: on/off timer settings	Facility Lighting	2015	0.0600000000%	2034	0.2999999933%	2034	0.2999999933%
391	Industrial	Other - Combined	All	FL	Lighting controls: occupancy sensors	Facility Lighting	2015	0.0061069989%	2034	0.0305349937%	2034	0.0305349937%
392	Industrial	Other - Combined	All	HVAC	Ventilation Optimization	Facility HVAC	2015	0.0305843982%	2034	0.1529219877%	2034	0.1529219877%
393	Industrial	Other - Combined	All	HVAC	Premium efficiency ventilation control with VSD	Facility HVAC	2015	0.0600000000%	2034	0.2999999933%	2034	0.2999999933%
394	Industrial	Other - Combined	All	HVAC	Demand-Controlled Ventilation	Facility HVAC	2015	0.0080709552%	2034	0.0403547749%	2034	0.0403547749%
395	Industrial	Industrial Organic Chemicals	All	HVAC	Air Source Heat Pump for Backup Generators	Facility HVAC	2015	0.0412975885%	2034	0.2064879379%	2034	0.2064879379%
396	Industrial	Industrial Organic Chemicals	All	HVAC	Free cooling	Facility HVAC	2015	1.2000000000%	2034	5.9999998655%	2034	5.9999998655%
397	Industrial	Industrial Organic Chemicals	All	HVAC	Radiant Heaters	*N/A	*N/A	*N/A	*N/A	*N/A	*N/A	*N/A
398	Industrial	Industrial Organic Chemicals	All	HVAC	High efficiency non-packaged HVAC equipment	*N/A	*N/A	*N/A	*N/A	*N/A	*N/A	*N/A
399	Industrial	Industrial Organic Chemicals	All	HVAC	Seasonal Temperature Settings Adjustments	Facility HVAC	2015	1.2000000000%	2034	5.9999998655%	2034	5.9999998655%
400	Industrial	Industrial Organic Chemicals	All	HVAC	High-efficiency rooftop AC with an EER of 13.5	Facility HVAC	2015	1.2000000000%	2034	5.9999998655%	2034	5.9999998655%
401	Industrial	Industrial Organic Chemicals	All	HVAC	Ground Source Heat Pump	Facility HVAC	2015	0.0007707744%	2034	0.0038538720%	2034	0.0038538720%
402	Industrial	Industrial Organic Chemicals	All	HVAC	Ventilation Heat Recovery	Facility HVAC	2015	0.0000026175%	2034	0.0000130877%	2034	0.0000130877%
403	Industrial	Industrial Organic Chemicals	All	HVAC	Automated Temperature Control	Facility HVAC	2015	1.2000000000%	2034	5.9999998655%	2034	5.9999998655%
404	Industrial	Industrial Organic Chemicals	All	HVAC	Reduced Temperature Settings	Facility HVAC	2015	1.2000000000%	2034	5.9999998655%	2034	5.9999998655%
405	Industrial	Industrial Organic Chemicals	All	HVAC	Destratification Fans	Facility HVAC	2015	1.2000000000%	2034	5.9999998655%	2034	5.9999998655%
406	Industrial	Industrial Organic Chemicals	All	HVAC	Warehouse Loading Dock Seals	Facility HVAC	2015	1.0357832672%	2034	5.1789162201%	2034	5.1789162201%
407	Industrial	Industrial Organic Chemicals	All	HVAC	Air Curtains	Facility HVAC	2015	0.4700677512%	2034	2.3503387033%	2034	2.3503387033%
408	Industrial	Industrial Organic Chemicals	All	HVAC	Preventative Packaged HVAC Maintenance	Facility HVAC	2015	1.2000000000%	2034	5.9999998655%	2034	5.9999998655%
409	Industrial	Industrial Organic Chemicals	All	HVAC	Heat Recovery from Processes to Heat Ventilation Make-up Air	*N/A	*N/A	*N/A	*N/A	*N/A	*N/A	*N/A
410	Industrial	Industrial Organic Chemicals	All	FL	High efficiency ballasts for lighting	Facility Lighting	2015	1.2000000000%	2034	5.9999998655%	2034	5.9999998655%
411	Industrial	Industrial Organic Chemicals	All	FL	High Efficiency Light fixtures	Facility Lighting	2015	0.7366502344%	2034	3.6832510897%	2034	3.6832510897%
412	Industrial	Industrial Organic Chemicals	All	FL	Efficient Lighting Design	Facility Lighting	2015	1.2000000000%	2034	5.9999998655%	2034	5.9999998655%
413	Industrial	Industrial Organic Chemicals	All	FL	Lighting controls: on/off timer settings	Facility Lighting	2015	1.2000000000%	2034	5.9999998655%	2034	5.9999998655%
414	Industrial	Industrial Organic Chemicals	All	FL	Lighting controls: occupancy sensors	Facility Lighting	2015	0.1221399777%	2034	0.6106998746%	2034	0.6106998746%
415	Industrial	Industrial Organic Chemicals	All	HVAC	Ventilation Optimization	Facility HVAC	2015	0.6116879644%	2034	3.0584397532%	2034	3.0584397532%
416	Industrial	Industrial Organic Chemicals	All	HVAC	Premium efficiency ventilation control with VSD	Facility HVAC	2015	1.2000000000%	2034	5.9999998655%	2034	5.9999998655%
417	Industrial	Industrial Organic Chemicals	All	HVAC	Demand-Controlled Ventilation	Facility HVAC	2015	0.1614191033%	2034	0.8070954982%	2034	0.8070954982%

*N/A: Measure did not pass measure level screening and therefore was not included in a program.

MEASURE DESCRIPTION							PARTICIPATION LOW CASE					
Measure ID	Sector	Sub-Sector	Building Type	End Use	Measure Name	Program	First Year of Participation (So Year)	First Year Annual Participation Rate (So)	Year of Maximum Annual Participation (Smax Year)	Maximum Annual Participation Rate (Smax)	Final Year of Participation (Fo Year)	Final Year Annual Participation Rate (Fo)
418	Industrial	Industrial Organic Chemicals	All	HVAC	Optimized duct design to improve efficiency	Facility HVAC	2015	0.6116879644%	2034	3.0584397532%	2034	3.0584397532%
419	Industrial	Petroleum Refining	All	HVAC	Air Source Heat Pump for Backup Generators	Facility HVAC	2015	0.0412975885%	2034	0.2064879379%	2034	0.2064879379%
420	Industrial	Petroleum Refining	All	HVAC	Free cooling	Facility HVAC	2015	1.2000000000%	2034	5.9999998655%	2034	5.9999998655%
421	Industrial	Petroleum Refining	All	HVAC	Radiant Heaters	*N/A	*N/A	*N/A	*N/A	*N/A	*N/A	*N/A
422	Industrial	Petroleum Refining	All	HVAC	High efficiency non-packaged HVAC equipment	*N/A	*N/A	*N/A	*N/A	*N/A	*N/A	*N/A
423	Industrial	Petroleum Refining	All	HVAC	Seasonal Temperature Settings Adjustments	Facility HVAC	2015	1.2000000000%	2034	5.9999998655%	2034	5.9999998655%
424	Industrial	Petroleum Refining	All	HVAC	High-efficiency rooftop AC with an EER of 13.5	Facility HVAC	2015	1.2000000000%	2034	5.9999998655%	2034	5.9999998655%
425	Industrial	Petroleum Refining	All	HVAC	Ground Source Heat Pump	Facility HVAC	2015	0.0007707744%	2034	0.0038538720%	2034	0.0038538720%
426	Industrial	Petroleum Refining	All	HVAC	Ventilation Heat Recovery	Facility HVAC	2015	0.0000026175%	2034	0.0000130877%	2034	0.0000130877%
427	Industrial	Petroleum Refining	All	HVAC	Automated Temperature Control	Facility HVAC	2015	1.2000000000%	2034	5.9999998655%	2034	5.9999998655%
428	Industrial	Petroleum Refining	All	HVAC	Reduced Temperature Settings	Facility HVAC	2015	1.2000000000%	2034	5.9999998655%	2034	5.9999998655%
429	Industrial	Petroleum Refining	All	HVAC	Destratification Fans	Facility HVAC	2015	1.2000000000%	2034	5.9999998655%	2034	5.9999998655%
430	Industrial	Petroleum Refining	All	HVAC	Warehouse Loading Dock Seals	Facility HVAC	2015	1.0357832672%	2034	5.1789162201%	2034	5.1789162201%
431	Industrial	Petroleum Refining	All	HVAC	Air Curtains	Facility HVAC	2015	0.4700677512%	2034	2.3503387033%	2034	2.3503387033%
432	Industrial	Petroleum Refining	All	HVAC	Preventative Packaged HVAC Maintenance	Facility HVAC	2015	1.2000000000%	2034	5.9999998655%	2034	5.9999998655%
433	Industrial	Petroleum Refining	All	HVAC	Heat Recovery from Processes to Heat Ventilation Make-up Air	*N/A	*N/A	*N/A	*N/A	*N/A	*N/A	*N/A
434	Industrial	Petroleum Refining	All	FL	High efficiency ballasts for lighting	Facility Lighting	2015	1.2000000000%	2034	5.9999998655%	2034	5.9999998655%
435	Industrial	Petroleum Refining	All	FL	High Efficiency Light fixtures	Facility Lighting	2015	0.7366502344%	2034	3.6832510897%	2034	3.6832510897%
436	Industrial	Petroleum Refining	All	FL	Efficient Lighting Design	Facility Lighting	2015	1.2000000000%	2034	5.9999998655%	2034	5.9999998655%
437	Industrial	Petroleum Refining	All	FL	Lighting controls: on/off timer settings	Facility Lighting	2015	1.2000000000%	2034	5.9999998655%	2034	5.9999998655%
438	Industrial	Petroleum Refining	All	FL	Lighting controls: occupancy sensors	Facility Lighting	2015	0.1221399777%	2034	0.6106998746%	2034	0.6106998746%
439	Industrial	Petroleum Refining	All	HVAC	Ventilation Optimization	Facility HVAC	2015	0.6116879644%	2034	3.0584397532%	2034	3.0584397532%
440	Industrial	Petroleum Refining	All	HVAC	Premium efficiency ventilation control with VSD	Facility HVAC	2015	1.2000000000%	2034	5.9999998655%	2034	5.9999998655%
441	Industrial	Petroleum Refining	All	HVAC	Demand-Controlled Ventilation	Facility HVAC	2015	0.1614191033%	2034	0.8070954982%	2034	0.8070954982%
442	Industrial	Petroleum Refining	All	HVAC	Optimized duct design to improve efficiency	Facility HVAC	2015	0.6116879644%	2034	3.0584397532%	2034	3.0584397532%
443	Industrial	Plastics & Polymers	All	HVAC	Air Source Heat Pump for Backup Generators	Facility HVAC	2015	0.0412975885%	2034	0.2064879379%	2034	0.2064879379%
444	Industrial	Plastics & Polymers	All	HVAC	Free cooling	Facility HVAC	2015	1.2000000000%	2034	5.9999998655%	2034	5.9999998655%
445	Industrial	Plastics & Polymers	All	HVAC	Radiant Heaters	*N/A	*N/A	*N/A	*N/A	*N/A	*N/A	*N/A
446	Industrial	Plastics & Polymers	All	HVAC	High efficiency non-packaged HVAC equipment	*N/A	*N/A	*N/A	*N/A	*N/A	*N/A	*N/A
447	Industrial	Plastics & Polymers	All	HVAC	Seasonal Temperature Settings Adjustments	Facility HVAC	2015	1.2000000000%	2034	5.9999998655%	2034	5.9999998655%
448	Industrial	Plastics & Polymers	All	HVAC	High-efficiency rooftop AC with an EER of 13.5	Facility HVAC	2015	1.2000000000%	2034	5.9999998655%	2034	5.9999998655%
449	Industrial	Plastics & Polymers	All	HVAC	Ground Source Heat Pump	Facility HVAC	2015	0.0007707744%	2034	0.0038538720%	2034	0.0038538720%
450	Industrial	Plastics & Polymers	All	HVAC	Ventilation Heat Recovery	Facility HVAC	2015	0.0000026175%	2034	0.0000130877%	2034	0.0000130877%
451	Industrial	Plastics & Polymers	All	HVAC	Automated Temperature Control	Facility HVAC	2015	1.2000000000%	2034	5.9999998655%	2034	5.9999998655%
452	Industrial	Plastics & Polymers	All	HVAC	Reduced Temperature Settings	Facility HVAC	2015	1.2000000000%	2034	5.9999998655%	2034	5.9999998655%
453	Industrial	Plastics & Polymers	All	HVAC	Destratification Fans	Facility HVAC	2015	1.2000000000%	2034	5.9999998655%	2034	5.9999998655%
454	Industrial	Plastics & Polymers	All	HVAC	Warehouse Loading Dock Seals	Facility HVAC	2015	1.0357832672%	2034	5.1789162201%	2034	5.1789162201%
455	Industrial	Plastics & Polymers	All	HVAC	Air Curtains	Facility HVAC	2015	0.4700677512%	2034	2.3503387033%	2034	2.3503387033%
456	Industrial	Plastics & Polymers	All	HVAC	Preventative Packaged HVAC Maintenance	Facility HVAC	2015	1.2000000000%	2034	5.9999998655%	2034	5.9999998655%
457	Industrial	Plastics & Polymers	All	HVAC	Heat Recovery from Processes to Heat Ventilation Make-up Air	*N/A	*N/A	*N/A	*N/A	*N/A	*N/A	*N/A
458	Industrial	Plastics & Polymers	All	FL	High efficiency ballasts for lighting	Facility Lighting	2015	1.2000000000%	2034	5.9999998655%	2034	5.9999998655%
459	Industrial	Plastics & Polymers	All	FL	High Efficiency Light fixtures	Facility Lighting	2015	0.7366502344%	2034	3.6832510897%	2034	3.6832510897%
460	Industrial	Plastics & Polymers	All	FL	Efficient Lighting Design	Facility Lighting	2015	1.2000000000%	2034	5.9999998655%	2034	5.9999998655%
461	Industrial	Plastics & Polymers	All	FL	Lighting controls: on/off timer settings	Facility Lighting	2015	1.2000000000%	2034	5.9999998655%	2034	5.9999998655%
462	Industrial	Plastics & Polymers	All	FL	Lighting controls: occupancy sensors	Facility Lighting	2015	0.1221399777%	2034	0.6106998746%	2034	0.6106998746%
463	Industrial	Plastics & Polymers	All	HVAC	Ventilation Optimization	Facility HVAC	2015	0.6116879644%	2034	3.0584397532%	2034	3.0584397532%
464	Industrial	Plastics & Polymers	All	HVAC	Premium efficiency ventilation control with VSD	Facility HVAC	2015	1.2000000000%	2034	5.9999998655%	2034	5.9999998655%
465	Industrial	Plastics & Polymers	All	HVAC	Demand-Controlled Ventilation	Facility HVAC	2015	0.1614191033%	2034	0.8070954982%	2034	0.8070954982%
466	Industrial	Plastics & Polymers	All	HVAC	Optimized duct design to improve efficiency	Facility HVAC	2015	0.6116879644%	2034	3.0584397532%	2034	3.0584397532%

*N/A: Measure did not pass measure level screening and therefore was not included in a program.

MEASURE DESCRIPTION							PARTICIPATION HIGH CASE					
Measure ID	Sector	Sub-Sector	Building Type	End Use	Measure Name	Program	First Year of Participation (So Year)	First Year Annual Participation Rate (So)	Year of Maximum Annual Participation (Smax Year)	Maximum Annual Participation Rate (Smax)	Final Year of Participation (Fo Year)	Final Year Annual Participation Rate (Fo)
1	Industrial	Petroleum Refining	All	Motor - Other Applications	Operations and maintenance	Machine Drive	2015	1.5555555556%	2034	6.999999863%	2034	6.999999863%
2	Industrial	Petroleum Refining	All	Motor - Other Applications	Match Motor Size to Load	Machine Drive	2016	1.4524942475%	2034	6.999985098%	2034	6.999985098%
3	Industrial	Petroleum Refining	All	Motor - Other Applications	Motor Efficiency Upgrade	Machine Drive	2016	1.4524942475%	2034	6.999985098%	2034	6.999985098%
4	Industrial	Petroleum Refining	All	Motor - Other Applications	Variable Speed Drives	Machine Drive	2016	1.4524942475%	2034	6.999985098%	2034	6.999985098%
5	Industrial	Petroleum Refining	All	Pumps	Reduce Overall System Requirements	Machine Drive	2016	1.4524942475%	2034	6.999985098%	2034	6.999985098%
6	Industrial	Petroleum Refining	All	Pumps	Match Pump Size to Load	Machine Drive	2016	1.4524942475%	2034	6.999985098%	2034	6.999985098%
7	Industrial	Petroleum Refining	All	Pumps	Reduce or Control Pump Speed	Machine Drive	2016	1.4524942475%	2034	6.999985098%	2034	6.999985098%
8	Industrial	Petroleum Refining	All	Pumps	Improve Pump Components	Machine Drive	2016	1.4524942475%	2034	6.999985098%	2034	6.999985098%
9	Industrial	Petroleum Refining	All	Pumps	Operation and Maintenance	Machine Drive	2015	1.5555555556%	2034	6.999999863%	2034	6.999999863%
10	Industrial	Petroleum Refining	All	Compressors	Reduce Overall System Requirements	Machine Drive	2016	1.4524942475%	2034	6.999985098%	2034	6.999985098%
11	Industrial	Petroleum Refining	All	Compressors	Match Compressor Size to Load	Machine Drive	2016	1.4524942475%	2034	6.999985098%	2034	6.999985098%
12	Industrial	Petroleum Refining	All	Compressors	Compressor Control	Machine Drive	2016	1.4524942475%	2034	6.999985098%	2034	6.999985098%
13	Industrial	Petroleum Refining	All	Compressors	Improve Compressor Components	Machine Drive	2016	1.4524942475%	2034	6.999985098%	2034	6.999985098%
14	Industrial	Petroleum Refining	All	Compressors	Operation and Maintenance	Machine Drive	2015	1.5555555556%	2034	6.999999863%	2034	6.999999863%
15	Industrial	Petroleum Refining	All	Fans	Reduce Overall System Requirements	Machine Drive	2016	1.4524942475%	2034	6.999985098%	2034	6.999985098%
16	Industrial	Petroleum Refining	All	Fans	Reduce or Control Fan Speed	Machine Drive	2016	1.4524942475%	2034	6.999985098%	2034	6.999985098%
17	Industrial	Petroleum Refining	All	Fans	Improve Fan Components	Machine Drive	2016	1.4524942475%	2034	6.999985098%	2034	6.999985098%
18	Industrial	Petroleum Refining	All	Fans	Operation and Maintenance	Machine Drive	2015	1.5555555556%	2034	6.999999863%	2034	6.999999863%
19	Industrial	Industrial Organic Chemicals	All	Motor - Other Applications	Operations and maintenance	Machine Drive	2015	1.5555555556%	2034	6.999999863%	2034	6.999999863%
20	Industrial	Industrial Organic Chemicals	All	Motor - Other Applications	Match Motor Size to Load	Machine Drive	2016	1.4524942475%	2034	6.999985098%	2034	6.999985098%
21	Industrial	Industrial Organic Chemicals	All	Motor - Other Applications	Motor Efficiency Upgrade	Machine Drive	2016	1.4524942475%	2034	6.999985098%	2034	6.999985098%
22	Industrial	Industrial Organic Chemicals	All	Motor - Other Applications	Variable Speed Drives	Machine Drive	2016	1.4524942475%	2034	6.999985098%	2034	6.999985098%
23	Industrial	Industrial Organic Chemicals	All	Pumps	Reduce Overall System Requirements	Machine Drive	2016	1.4524942475%	2034	6.999985098%	2034	6.999985098%
24	Industrial	Industrial Organic Chemicals	All	Pumps	Match Pump Size to Load	Machine Drive	2016	1.4524942475%	2034	6.999985098%	2034	6.999985098%
25	Industrial	Industrial Organic Chemicals	All	Pumps	Reduce or Control Pump Speed	Machine Drive	2016	1.4524942475%	2034	6.999985098%	2034	6.999985098%
26	Industrial	Industrial Organic Chemicals	All	Pumps	Improve Pump Components	Machine Drive	2016	1.4524942475%	2034	6.999985098%	2034	6.999985098%
27	Industrial	Industrial Organic Chemicals	All	Pumps	Operation and Maintenance	Machine Drive	2015	1.5555555556%	2034	6.999999863%	2034	6.999999863%
28	Industrial	Industrial Organic Chemicals	All	Compressors	Reduce Overall System Requirements	Machine Drive	2016	1.4524942475%	2034	6.999985098%	2034	6.999985098%
29	Industrial	Industrial Organic Chemicals	All	Compressors	Match Compressor Size to Load	Machine Drive	2016	1.4524942475%	2034	6.999985098%	2034	6.999985098%
30	Industrial	Industrial Organic Chemicals	All	Compressors	Compressor Control	Machine Drive	2016	1.4524942475%	2034	6.999985098%	2034	6.999985098%
31	Industrial	Industrial Organic Chemicals	All	Compressors	Improve Compressor Components	Machine Drive	2016	1.4524942475%	2034	6.999985098%	2034	6.999985098%
32	Industrial	Industrial Organic Chemicals	All	Compressors	Operation and Maintenance	Machine Drive	2015	1.5555555556%	2034	6.999999863%	2034	6.999999863%
33	Industrial	Industrial Organic Chemicals	All	Fans	Reduce Overall System Requirements	Machine Drive	2016	1.4524942475%	2034	6.999985098%	2034	6.999985098%
34	Industrial	Industrial Organic Chemicals	All	Fans	Reduce or Control Fan Speed	Machine Drive	2016	1.4524942475%	2034	6.999985098%	2034	6.999985098%
35	Industrial	Industrial Organic Chemicals	All	Fans	Improve Fan Components	Machine Drive	2016	1.4524942475%	2034	6.999985098%	2034	6.999985098%
36	Industrial	Industrial Organic Chemicals	All	Fans	Operation and Maintenance	Machine Drive	2015	1.5555555556%	2034	6.999999863%	2034	6.999999863%
37	Industrial	Plastics & Polymers	All	Machine Drive	Energy monitoring and process controls (sub-metering , monitoring and control systems)	Machine Drive	2016	1.4524942475%	2034	6.999985098%	2034	6.999985098%
38	Industrial	Plastics & Polymers	All	Motor - Other Applications	Premium Efficiency Control with ASDs	Machine Drive	2016	1.4524942475%	2034	6.999985098%	2034	6.999985098%
39	Industrial	Plastics & Polymers	All	Motor - Other Applications	Motor Efficiency Upgrade	Machine Drive	2016	1.4524942475%	2034	6.999985098%	2034	6.999985098%
40	Industrial	Plastics & Polymers	All	Motor - Other Applications	Match Motor Size to Load	Machine Drive	2016	1.4524942475%	2034	6.999985098%	2034	6.999985098%
41	Industrial	Plastics & Polymers	All	Motor - Other Applications	Preventative Motor Maintenance	Machine Drive	2015	1.5555555556%	2034	6.999999863%	2034	6.999999863%
42	Industrial	Plastics & Polymers	All	Pumps	Impeller Trimming (Pump)	Machine Drive	2016	1.4524942475%	2034	6.999985098%	2034	6.999985098%
43	Industrial	Plastics & Polymers	All	Pumps	Optimization of Pumping System	Machine Drive	2016	1.4524942475%	2034	6.999985098%	2034	6.999985098%
44	Industrial	Plastics & Polymers	All	Pumps	Premium Efficiency Control with ASDs (Pumps)	Machine Drive	2016	1.4524942475%	2034	6.999985098%	2034	6.999985098%
45	Industrial	Plastics & Polymers	All	Pumps	Preventative Pump Maintenance	Machine Drive	2015	1.5555555556%	2034	6.999999863%	2034	6.999999863%
46	Industrial	Plastics & Polymers	All	Compressors	Premium Efficiency Control with ASD (Compressor)	Machine Drive	2016	1.4524942475%	2034	6.999985098%	2034	6.999985098%
47	Industrial	Plastics & Polymers	All	Compressors	Optimized Distribution System	Machine Drive	2016	1.4524942475%	2034	6.999985098%	2034	6.999985098%
48	Industrial	Plastics & Polymers	All	Compressors	Minimize Operating Air Pressure	Machine Drive	2015	1.5555555556%	2034	6.999999863%	2034	6.999999863%
49	Industrial	Plastics & Polymers	All	Compressors	Match Compressor Size to Load	Machine Drive	2016	1.4524942475%	2034	6.999985098%	2034	6.999985098%
50	Industrial	Plastics & Polymers	All	Compressors	VSD on Chiller Compressor	Machine Drive	2016	1.4524942475%	2034	6.999985098%	2034	6.999985098%
51	Industrial	Plastics & Polymers	All	Fans	Impeller Trimming or Inlet Guide Vanes	Machine Drive	2016	1.4524942475%	2034	6.999985098%	2034	6.999985098%
52	Industrial	Plastics & Polymers	All	Fans	Premium Efficiency Control with ASD (Fans)	Machine Drive	2016	1.4524942475%	2034	6.999985098%	2034	6.999985098%
53	Industrial	Plastics & Polymers	All	Fans	Synchronous Belts (Fans)	Machine Drive	2016	1.4524942475%	2034	6.999985098%	2034	6.999985098%
54	Industrial	Plastics & Polymers	All	Fans	Preventative Fan Maintenance	Machine Drive	2015	1.5555555556%	2034	6.999999863%	2034	6.999999863%
55	Industrial	Plastics & Polymers	All	HVAC	Optimized Duct Design to Improve Efficiency	Facility HVAC	2015	1.3333333333%	2034	5.999999882%	2034	5.999999882%
56	Industrial	Plastics & Polymers	All	PH	Advanced Water Heater Controls	Process Heating	2016	1.2449950692%	2034	5.999987227%	2034	5.999987227%
57	Industrial	Plastics & Polymers	All	PH	Process Heat Recovery to Preheat Makeup Water	Process Heating	2016	1.2449950692%	2034	5.999987227%	2034	5.999987227%

*N/A: Measure did not pass measure level screening and therefore was not included in a program.

MEASURE DESCRIPTION							PARTICIPATION HIGH CASE					
Measure ID	Sector	Sub-Sector	Building Type	End Use	Measure Name	Program	First Year of Participation (So Year)	First Year Annual Participation Rate (So)	Year of Maximum Annual Participation (Smax Year)	Maximum Annual Participation Rate (Smax)	Final Year of Participation (Fo Year)	Final Year Annual Participation Rate (Fo)
58	Industrial	Plastics & Polymers	All	PH	Air Curtains (Oven)	Process Heating	2016	1.2449950692%	2034	5.999987227%	2034	5.999987227%
59	Industrial	Plastics & Polymers	All	PH	Insulation (Oven)	Process Heating	2016	1.2449950692%	2034	5.999987227%	2034	5.999987227%
60	Industrial	Plastics & Polymers	All	PH	Preventative Oven Maintenance	Process Heating	2015	1.3333333333%	2034	5.999999882%	2034	5.999999882%
61	Industrial	Plastics & Polymers	All	PH	Air Curtains (Dryer)	Process Heating	2016	1.2449950692%	2034	5.999987227%	2034	5.999987227%
62	Industrial	Plastics & Polymers	All	PH	Insulation (Dryer)	Process Heating	2016	1.2449950692%	2034	5.999987227%	2034	5.999987227%
63	Industrial	Plastics & Polymers	All	PH	Preventative Dryer Maintenance	Process Heating	2015	1.3333333333%	2034	5.999999882%	2034	5.999999882%
64	Industrial	Plastics & Polymers	All	PH	Optimized Distribution System	Process Heating	2016	1.2449950692%	2034	5.999987227%	2034	5.999987227%
65	Industrial	Plastics & Polymers	All	PCR	High Efficiency Chiller	Process Cooling and Refrigeration	2016	1.2449950692%	2034	5.999987227%	2034	5.999987227%
66	Industrial	Plastics & Polymers	All	PCR	Floating head pressure controls	Process Cooling and Refrigeration	2016	1.2449950692%	2034	5.999987227%	2034	5.999987227%
67	Industrial	Plastics & Polymers	All	PCR	Premium Efficiency Refrigeration Control System	Process Cooling and Refrigeration	2016	0.7702142067%	2034	3.711882493%	2034	3.711882493%
68	Industrial	Plastics & Polymers	All	PCR	Smart Defrost Controls	Process Cooling and Refrigeration	2016	1.2449950692%	2034	5.999987227%	2034	5.999987227%
69	Industrial	Plastics & Polymers	All	PCR	Doors, Covers and Curtains	Process Cooling and Refrigeration	2016	1.2449950692%	2034	5.999987227%	2034	5.999987227%
70	Industrial	Plastics & Polymers	All	PCR	Optimized chilled water temperature and/or optimized condenser temperature	Process Cooling and Refrigeration	2015	1.3333333333%	2034	5.999999882%	2034	5.999999882%
71	Industrial	Plastics & Polymers	All	PCR	Preventative Refrigeration/cooling System Maintenance	Process Cooling and Refrigeration	2015	1.3333333333%	2034	5.999999882%	2034	5.999999882%
72	Industrial	Plastics & Polymers	All	PCR	Optimized condenser pressure	Process Cooling and Refrigeration	2015	1.3333333333%	2034	5.999999882%	2034	5.999999882%
73	Industrial	Plastics & Polymers	All	PCR	Free cooling	Process Cooling and Refrigeration	2016	1.2449950692%	2034	5.999987227%	2034	5.999987227%
74	Industrial	Plastics & Polymers	All	PCR	Improve Insulation of Refrigeration System	Process Cooling and Refrigeration	2016	1.2449950692%	2034	5.999987227%	2034	5.999987227%
75	Industrial	Plastics & Polymers	All	ONPU	HE Dry-Type Transformers	Other Process/Non-Process Use	2016	1.2449950692%	2034	5.999987227%	2034	5.999987227%
76	Industrial	Small Industrial	All	Machine Drive	Sub-Metering and Interval Metering	Machine Drive	2016	0.3112487673%	2034	1.499996807%	2034	1.499996807%
77	Industrial	Small Industrial	All	Machine Drive	Integrated control system	Machine Drive	2016	0.3112487673%	2034	1.499996807%	2034	1.499996807%
78	Industrial	Small Industrial	All	OPU	HE Dry-Type Transformers	Other Process/Non-Process Use	2016	0.3112487673%	2034	1.499996807%	2034	1.499996807%
79	Industrial	Small Industrial	All	PH	Advanced water heater controls	Process Heating	2016	0.3112487673%	2034	1.499996807%	2034	1.499996807%
80	Industrial	Small Industrial	All	PH	Process Heat Recovery to Preheat Makeup Water	Process Heating	2016	0.3112487673%	2034	1.499996807%	2034	1.499996807%
81	Industrial	Small Industrial	All	PH	Air Curtains (Oven)	Process Heating	2016	0.3112487673%	2034	1.499996807%	2034	1.499996807%
82	Industrial	Small Industrial	All	PH	Insulation (Oven)	Process Heating	2016	0.3112487673%	2034	1.499996807%	2034	1.499996807%
83	Industrial	Small Industrial	All	PH	Preventative Oven Maintenance	Process Heating	2015	0.3000000000%	2034	1.499996114%	2034	1.499996114%
84	Industrial	Small Industrial	All	PH	Air Curtains (Dryer)	Process Heating	2016	0.3112487673%	2034	1.499996807%	2034	1.499996807%
85	Industrial	Small Industrial	All	PH	Insulation (Dryer)	Process Heating	2016	0.3112487673%	2034	1.499996807%	2034	1.499996807%
86	Industrial	Small Industrial	All	PH	Preventative Dryer Maintenance	Process Heating	2015	0.3000000000%	2034	1.499996114%	2034	1.499996114%
87	Industrial	Small Industrial	All	PH	Preventative Furnace Maintenance	Process Heating	2015	0.3000000000%	2034	1.499996114%	2034	1.499996114%
88	Industrial	Small Industrial	All	PH	Insulation (Furnace)	Process Heating	2016	0.3112487673%	2034	1.499996807%	2034	1.499996807%
89	Industrial	Small Industrial	All	PH	Preventative Kiln Maintenance	Process Heating	2015	0.3000000000%	2034	1.499996114%	2034	1.499996114%
90	Industrial	Small Industrial	All	PH	Insulation (Kiln)	Process Heating	2016	0.3112487673%	2034	1.499996807%	2034	1.499996807%
91	Industrial	Small Industrial	All	PCR	High Efficiency Chiller	Process Cooling and Refrigeration	2016	0.1598895711%	2034	0.770553561%	2034	0.770553561%
92	Industrial	Small Industrial	All	PCR	Optimized Distribution System	Process Cooling and Refrigeration	2016	0.3112487673%	2034	1.499996807%	2034	1.499996807%
93	Industrial	Small Industrial	All	PCR	Floating head pressure controls	Process Cooling and Refrigeration	2016	0.3112487673%	2034	1.499996807%	2034	1.499996807%
94	Industrial	Small Industrial	All	PCR	Premium efficiency refrigeration control system	Process Cooling and Refrigeration	2016	0.0703487640%	2034	0.339030809%	2034	0.339030809%
95	Industrial	Small Industrial	All	PCR	Smart Defrost Controls	Process Cooling and Refrigeration	2016	0.3112487673%	2034	1.499996807%	2034	1.499996807%
96	Industrial	Small Industrial	All	PCR	Doors, Covers and Curtains	Process Cooling and Refrigeration	2016	0.3112487673%	2034	1.499996807%	2034	1.499996807%
97	Industrial	Small Industrial	All	PCR	Optimized chilled water temperature and/or optimized condenser temperature	Process Cooling and Refrigeration	2015	0.3000000000%	2034	1.499996114%	2034	1.499996114%
98	Industrial	Small Industrial	All	PCR	Preventative refrigeration/cooling system maintenance	Process Cooling and Refrigeration	2015	0.3000000000%	2034	1.499996114%	2034	1.499996114%
99	Industrial	Small Industrial	All	PCR	Optimized condenser pressure	Process Cooling and Refrigeration	2015	0.3000000000%	2034	1.499996114%	2034	1.499996114%
100	Industrial	Small Industrial	All	PCR	VSD on chiller compressor	Process Cooling and Refrigeration	2016	0.3112487673%	2034	1.499996807%	2034	1.499996807%
101	Industrial	Small Industrial	All	PCR	Free cooling	Process Cooling and Refrigeration	2016	0.3112487673%	2034	1.499996807%	2034	1.499996807%
102	Industrial	Small Industrial	All	PCR	Improve insulation of refrigeration system	Process Cooling and Refrigeration	2016	0.3112487673%	2034	1.499996807%	2034	1.499996807%
103	Industrial	Small Industrial	All	Pumps	High/Premium Efficiency Motors (Pumps)	Machine Drive	2016	0.3112487673%	2034	1.499996807%	2034	1.499996807%
104	Industrial	Small Industrial	All	Pumps	Impeller Trimming (Pump)	Machine Drive	2016	0.3112487673%	2034	1.499996807%	2034	1.499996807%
105	Industrial	Small Industrial	All	Pumps	Optimization of pumping system	Machine Drive	2016	0.3112487673%	2034	1.499996807%	2034	1.499996807%
106	Industrial	Small Industrial	All	Pumps	Premium Efficiency Control with ASDs (Pumps)	Machine Drive	2016	0.3112487673%	2034	1.499996807%	2034	1.499996807%
107	Industrial	Small Industrial	All	Pumps	Preventative Pump Maintenance	Machine Drive	2015	0.3000000000%	2034	1.499996114%	2034	1.499996114%
108	Industrial	Small Industrial	All	Fans	High/Premium Efficiency Motors (Fans)	Machine Drive	2016	0.3112487673%	2034	1.499996807%	2034	1.499996807%
109	Industrial	Small Industrial	All	Fans	Impeller Trimming or Inlet Guide Vanes	Machine Drive	2016	0.3112487673%	2034	1.499996807%	2034	1.499996807%
110	Industrial	Small Industrial	All	HVAC	Optimized duct design to improve efficiency	Facility HVAC	2015	0.2836067794%	2034	1.276229389%	2034	1.276229389%
111	Industrial	Small Industrial	All	Fans	Premium efficiency control, with ASD (Fans)	Machine Drive	2016	0.3112487673%	2034	1.499996807%	2034	1.499996807%
112	Industrial	Small Industrial	All	Fans	Synchronous Belts (Fans)	Machine Drive	2016	0.3112487673%	2034	1.499996807%	2034	1.499996807%
113	Industrial	Small Industrial	All	Fans	Preventative Fan Maintenance	Machine Drive	2015	0.3000000000%	2034	1.499996114%	2034	1.499996114%
114	Industrial	Small Industrial	All	Motor - Other Applications	Premium Efficiency Control with ASDs (Other motors)	Machine Drive	2016	0.3112487673%	2034	1.499996807%	2034	1.499996807%
115	Industrial	Small Industrial	All	Motor - Other Applications	High/Premium Efficiency Motors	Machine Drive	2016	0.3112487673%	2034	1.499996807%	2034	1.499996807%
116	Industrial	Small Industrial	All	Motor - Other Applications	Correctly sized motors	Machine Drive	2016	0.3112487673%	2034	1.499996807%	2034	1.499996807%
117	Industrial	Small Industrial	All	Motor - Other Applications	Optimized motor control	Machine Drive	2016	0.3112487673%	2034	1.499996807%	2034	1.499996807%

*N/A: Measure did not pass measure level screening and therefore was not included in a program.

MEASURE DESCRIPTION							PARTICIPATION HIGH CASE					
Measure ID	Sector	Sub-Sector	Building Type	End Use	Measure Name	Program	First Year of Participation (So Year)	First Year Annual Participation Rate (So)	Year of Maximum Annual Participation (Smax Year)	Maximum Annual Participation Rate (Smax)	Final Year of Participation (Fo Year)	Final Year Annual Participation Rate (Fo)
118	Industrial	Small Industrial	All	Motor - Other Applications	Synchronous Belts	Machine Drive	2016	0.3112487673%	2034	1.499996807%	2034	1.499996807%
119	Industrial	Small Industrial	All	Motor - Other Applications	Preventative Motor Maintenance	Machine Drive	2015	0.3000000000%	2034	1.499996114%	2034	1.499996114%
120	Industrial	Small Industrial	All	Compressors	Premium efficiency ASD compressor	Machine Drive	2016	0.2248162488%	2034	1.083453786%	2034	1.083453786%
121	Industrial	Small Industrial	All	Compressors	Optimized Distribution System	Machine Drive	2016	0.3112487673%	2034	1.499996807%	2034	1.499996807%
122	Industrial	Small Industrial	All	Compressors	Minimize operating air pressure	Machine Drive	2015	0.3000000000%	2034	1.499996114%	2034	1.499996114%
123	Industrial	Small Industrial	All	Compressors	Optimized sizing of compressor system	Machine Drive	2016	0.3112487673%	2034	1.499996807%	2034	1.499996807%
124	Industrial	Small Industrial	All	Compressors	Optimized sizes of air receiver tanks	Machine Drive	2016	0.3112487673%	2034	1.499996807%	2034	1.499996807%
125	Industrial	Small Industrial	All	Compressors	Use cooler air from outside for make up air	Machine Drive	2016	0.3112487673%	2034	1.499996807%	2034	1.499996807%
126	Industrial	Small Industrial	All	Compressors	Premium Efficiency Air Dryer (compressors)	Machine Drive	2016	0.3112487673%	2034	1.499996807%	2034	1.499996807%
127	Industrial	Small Industrial	All	Compressors	Sequencing Control	Machine Drive	2016	0.3112487673%	2034	1.499996807%	2034	1.499996807%
128	Industrial	Small Industrial	All	Compressors	Eliminate air leaks	Machine Drive	2016	0.3112487673%	2034	1.499996807%	2034	1.499996807%
129	Industrial	Small Industrial	All	Compressors	Synchronous Belts for Air Compressors	Machine Drive	2016	0.3112487673%	2034	1.499996807%	2034	1.499996807%
130	Industrial	Small Industrial	All	Compressors	Replace compressed air use with mechanical or electrical	Machine Drive	2016	0.3112487673%	2034	1.499996807%	2034	1.499996807%
131	Industrial	Small Industrial	All	Compressors	Premium efficiency ASD compressor	Machine Drive	2016	0.3112487673%	2034	1.499996807%	2034	1.499996807%
132	Industrial	Small Industrial	All	Compressors	Compression ratio optimization (gas compressor)	Machine Drive	2016	0.3112487673%	2034	1.499996807%	2034	1.499996807%
133	Industrial	Small Industrial	All	Compressors	Retrofit internal parts of existing centrifugal compressors	Machine Drive	2016	0.3112487673%	2034	1.499996807%	2034	1.499996807%
134	Industrial	Small Industrial	All	Compressors	Gas compressor right sizing	Machine Drive	2016	0.3112487673%	2034	1.499996807%	2034	1.499996807%
135	Industrial	Small Industrial	All	Compressors	Volume pocket adjustments	Machine Drive	2015	0.3000000000%	2034	1.499996114%	2034	1.499996114%
136	Industrial	Small Industrial	All	Compressors	Minimum cylinder clearance	Machine Drive	2016	0.3112487673%	2034	1.499996807%	2034	1.499996807%
137	Industrial	Small Industrial	All	Compressors	Synchronous Belts for Air or Gas Compressors	Machine Drive	2016	0.3112487673%	2034	1.499996807%	2034	1.499996807%
138	Industrial	Small Industrial	All	HVAC	Air Source Heat Pump for Backup Generators	Facility HVAC	2015	0.0049751794%	2034	0.022388288%	2034	0.022388288%
139	Industrial	Small Industrial	All	ONPU	High efficiency battery charger (for forklifts)	Other Process/Non-Process Use	2016	0.3112487673%	2034	1.499996807%	2034	1.499996807%
140	Industrial	Small Industrial	All	HVAC	Free cooling	Facility HVAC	2015	0.4444444444%	2034	1.999998247%	2034	1.999998247%
141	Industrial	Small Industrial	All	HVAC	Radiant Heaters	*N/A	*N/A	*N/A	*N/A	*N/A	*N/A	*N/A
142	Industrial	Small Industrial	All	HVAC	High efficiency non-packaged HVAC equipment	*N/A	*N/A	*N/A	*N/A	*N/A	*N/A	*N/A
143	Industrial	Small Industrial	All	HVAC	Seasonal Temperature Settings Adjustments	Facility HVAC	2015	0.4444444444%	2034	1.999998247%	2034	1.999998247%
144	Industrial	Small Industrial	All	HVAC	High-efficiency rooftop AC with an EER of 13.5	Facility HVAC	2015	0.4444444444%	2034	1.999998247%	2034	1.999998247%
145	Industrial	Small Industrial	All	HVAC	Ground Source Heat Pump	Facility HVAC	2015	0.0000127843%	2034	0.000057529%	2034	0.000057529%
146	Industrial	Small Industrial	All	HVAC	Ventilation Heat Recovery	*N/A	*N/A	*N/A	*N/A	*N/A	*N/A	*N/A
147	Industrial	Small Industrial	All	HVAC	Automated Temperature Control	Facility HVAC	2015	0.4444444444%	2034	1.999998247%	2034	1.999998247%
148	Industrial	Small Industrial	All	HVAC	Reduced Temperature Settings	Facility HVAC	2015	0.4444444444%	2034	1.999998247%	2034	1.999998247%
149	Industrial	Small Industrial	All	HVAC	Destratification Fans	Facility HVAC	2015	0.4444444444%	2034	1.999998247%	2034	1.999998247%
150	Industrial	Small Industrial	All	HVAC	Warehouse Loading Dock Seals	Facility HVAC	2015	0.4444444444%	2034	1.999998247%	2034	1.999998247%
151	Industrial	Small Industrial	All	HVAC	Air Curtains	Facility HVAC	2015	0.1895826473%	2034	0.853121165%	2034	0.853121165%
152	Industrial	Small Industrial	All	HVAC	Preventative Packaged HVAC Maintenance	Facility HVAC	2015	0.4444444444%	2034	1.999998247%	2034	1.999998247%
153	Industrial	Small Industrial	All	HVAC	Heat Recovery from Processes to Heat Ventilation Make-up Air	*N/A	*N/A	*N/A	*N/A	*N/A	*N/A	*N/A
154	Industrial	Small Industrial	All	FL	High efficiency ballasts for lighting	Facility Lighting	2015	0.4444444444%	2034	1.999998247%	2034	1.999998247%
155	Industrial	Small Industrial	All	FL	High Efficiency Light fixtures	Facility Lighting	2015	0.3748121858%	2034	1.686653358%	2034	1.686653358%
156	Industrial	Small Industrial	All	FL	Efficient Lighting Design	Facility Lighting	2015	0.4444444444%	2034	1.999998247%	2034	1.999998247%
157	Industrial	Small Industrial	All	FL	Lighting controls: on/off timer settings	Facility Lighting	2015	0.4444444444%	2034	1.999998247%	2034	1.999998247%
158	Industrial	Small Industrial	All	FL	Lighting controls: occupancy sensors	Facility Lighting	2015	0.0253051234%	2034	0.113872955%	2034	0.113872955%
159	Industrial	Small Industrial	All	HVAC	Ventilation Optimization	Facility HVAC	2015	0.2836067794%	2034	1.276229389%	2034	1.276229389%
160	Industrial	Small Industrial	All	HVAC	Premium efficiency ventilation control with VSD	Facility HVAC	2015	0.4444444444%	2034	1.999998247%	2034	1.999998247%
161	Industrial	Small Industrial	All	HVAC	Demand-Controlled Ventilation	Facility HVAC	2015	0.0384462602%	2034	0.173008019%	2034	0.173008019%
162	Industrial	Chlor-alkali	All	OPU/ONPU	Sub-Metering and Interval Metering	Other Process/Non-Process Use	2016	0.1244995069%	2034	0.599998723%	2034	0.599998723%
163	Industrial	Chlor-alkali	All	OPU/ONPU	Integrated control system	Other Process/Non-Process Use	2016	0.1244995069%	2034	0.599998723%	2034	0.599998723%
164	Industrial	Chlor-alkali	All	OPU/ONPU	HE Dry-Type Transformers	Other Process/Non-Process Use	2016	0.1244995069%	2034	0.599998723%	2034	0.599998723%
165	Industrial	Chlor-alkali	All	OPU/ONPU	Advanced water heater controls	Other Process/Non-Process Use	2016	0.1244995069%	2034	0.599998723%	2034	0.599998723%
166	Industrial	Chlor-alkali	All	OPU/ONPU	Process Heat Recovery to Preheat Makeup Water	Other Process/Non-Process Use	2016	0.1244995069%	2034	0.599998723%	2034	0.599998723%
167	Industrial	Chlor-alkali	All	OPU/ONPU	Air Curtains (Oven)	Other Process/Non-Process Use	2016	0.1244995069%	2034	0.599998723%	2034	0.599998723%
168	Industrial	Chlor-alkali	All	OPU/ONPU	Insulation (Oven)	Other Process/Non-Process Use	2016	0.1244995069%	2034	0.599998723%	2034	0.599998723%
169	Industrial	Chlor-alkali	All	OPU/ONPU	Preventative Oven Maintenance	Other Process/Non-Process Use	2015	0.1333333333%	2034	0.599999988%	2034	0.599999988%
170	Industrial	Chlor-alkali	All	OPU/ONPU	Air Curtains (Dryer)	Other Process/Non-Process Use	2016	0.1244995069%	2034	0.599998723%	2034	0.599998723%
171	Industrial	Chlor-alkali	All	OPU/ONPU	Insulation (Dryer)	Other Process/Non-Process Use	2016	0.1244995069%	2034	0.599998723%	2034	0.599998723%
172	Industrial	Chlor-alkali	All	OPU/ONPU	Preventative Dryer Maintenance	Other Process/Non-Process Use	2015	0.1333333333%	2034	0.599999988%	2034	0.599999988%
173	Industrial	Chlor-alkali	All	OPU/ONPU	Preventative Furnace Maintenance	Other Process/Non-Process Use	2015	0.1333333333%	2034	0.599999988%	2034	0.599999988%
174	Industrial	Chlor-alkali	All	OPU/ONPU	Insulation (Furnace)	Other Process/Non-Process Use	2016	0.1244995069%	2034	0.599998723%	2034	0.599998723%
175	Industrial	Chlor-alkali	All	OPU/ONPU	Preventative Kiln Maintenance	Other Process/Non-Process Use	2015	0.1333333333%	2034	0.599999988%	2034	0.599999988%
176	Industrial	Chlor-alkali	All	OPU/ONPU	Insulation (Kiln)	Other Process/Non-Process Use	2016	0.1244995069%	2034	0.599998723%	2034	0.599998723%
177	Industrial	Chlor-alkali	All	OPU/ONPU	High Efficiency Chiller	Other Process/Non-Process Use	2016	0.1244995069%	2034	0.599998723%	2034	0.599998723%

*N/A: Measure did not pass measure level screening and therefore was not included in a program.

MEASURE DESCRIPTION							PARTICIPATION HIGH CASE					
Measure ID	Sector	Sub-Sector	Building Type	End Use	Measure Name	Program	First Year of Participation (So Year)	First Year Annual Participation Rate (So)	Year of Maximum Annual Participation (Smax Year)	Maximum Annual Participation Rate (Smax)	Final Year of Participation (Fo Year)	Final Year Annual Participation Rate (Fo)
178	Industrial	Chlor-alkali	All	OPU/ONPU	Optimized Distribution System	Other Process/Non-Process Use	2016	0.1244995069%	2034	0.599998723%	2034	0.599998723%
179	Industrial	Chlor-alkali	All	OPU/ONPU	Floating head pressure controls	Other Process/Non-Process Use	2016	0.1244995069%	2034	0.599998723%	2034	0.599998723%
180	Industrial	Chlor-alkali	All	OPU/ONPU	Premium efficiency refrigeration control system	Other Process/Non-Process Use	2016	0.0770214207%	2034	0.371188249%	2034	0.371188249%
181	Industrial	Chlor-alkali	All	OPU/ONPU	Smart Defrost Controls	Other Process/Non-Process Use	2016	0.1244995069%	2034	0.599998723%	2034	0.599998723%
182	Industrial	Chlor-alkali	All	OPU/ONPU	Doors, Covers and Curtains	Other Process/Non-Process Use	2016	0.1244995069%	2034	0.599998723%	2034	0.599998723%
183	Industrial	Chlor-alkali	All	OPU/ONPU	Optimized chilled water temperature and/or optimized condenser temperature	Other Process/Non-Process Use	2015	0.1333333333%	2034	0.599999988%	2034	0.599999988%
184	Industrial	Chlor-alkali	All	OPU/ONPU	Preventative refrigeration/cooling system maintenance	Other Process/Non-Process Use	2015	0.1333333333%	2034	0.599999988%	2034	0.599999988%
185	Industrial	Chlor-alkali	All	OPU/ONPU	Optimized condenser pressure	Other Process/Non-Process Use	2015	0.1333333333%	2034	0.599999988%	2034	0.599999988%
186	Industrial	Chlor-alkali	All	OPU/ONPU	VSD on chiller compressor	Other Process/Non-Process Use	2016	0.1244995069%	2034	0.599998723%	2034	0.599998723%
187	Industrial	Chlor-alkali	All	OPU/ONPU	Free cooling	Other Process/Non-Process Use	2016	0.1244995069%	2034	0.599998723%	2034	0.599998723%
188	Industrial	Chlor-alkali	All	OPU/ONPU	Improve insulation of refrigeration system	Other Process/Non-Process Use	2016	0.1244995069%	2034	0.599998723%	2034	0.599998723%
189	Industrial	Chlor-alkali	All	OPU/ONPU	High/Premium Efficiency Motors (Pumps)	Other Process/Non-Process Use	2016	0.1244995069%	2034	0.599998723%	2034	0.599998723%
190	Industrial	Chlor-alkali	All	OPU/ONPU	Impeller Trimming (Pump)	Other Process/Non-Process Use	2016	0.1244995069%	2034	0.599998723%	2034	0.599998723%
191	Industrial	Chlor-alkali	All	OPU/ONPU	Optimization of pumping system	Other Process/Non-Process Use	2016	0.1244995069%	2034	0.599998723%	2034	0.599998723%
192	Industrial	Chlor-alkali	All	OPU/ONPU	Premium Efficiency Control with ASDs (Pumps)	Other Process/Non-Process Use	2016	0.1244995069%	2034	0.599998723%	2034	0.599998723%
193	Industrial	Chlor-alkali	All	OPU/ONPU	Preventative Pump Maintenance	Other Process/Non-Process Use	2015	0.1333333333%	2034	0.599999988%	2034	0.599999988%
194	Industrial	Chlor-alkali	All	OPU/ONPU	High/Premium Efficiency Motors (Fans)	Other Process/Non-Process Use	2016	0.1244995069%	2034	0.599998723%	2034	0.599998723%
195	Industrial	Chlor-alkali	All	OPU/ONPU	Impeller Trimming or Inlet Guide Vanes	Other Process/Non-Process Use	2016	0.1244995069%	2034	0.599998723%	2034	0.599998723%
196	Industrial	Chlor-alkali	All	OPU/ONPU	Optimized duct design to improve efficiency	Other Process/Non-Process Use	2016	0.1244995069%	2034	0.599998723%	2034	0.599998723%
197	Industrial	Chlor-alkali	All	OPU/ONPU	Premium efficiency control, with ASD (Fans)	Other Process/Non-Process Use	2016	0.1244995069%	2034	0.599998723%	2034	0.599998723%
198	Industrial	Chlor-alkali	All	OPU/ONPU	Synchronous Belts (Fans)	Other Process/Non-Process Use	2016	0.1244995069%	2034	0.599998723%	2034	0.599998723%
199	Industrial	Chlor-alkali	All	OPU/ONPU	Preventative Fan Maintenance	Other Process/Non-Process Use	2015	0.1333333333%	2034	0.599999988%	2034	0.599999988%
200	Industrial	Chlor-alkali	All	OPU/ONPU	Premium Efficiency Control with ASDs (Other motors)	Other Process/Non-Process Use	2016	0.1244995069%	2034	0.599998723%	2034	0.599998723%
201	Industrial	Chlor-alkali	All	OPU/ONPU	High/Premium Efficiency Motors	Other Process/Non-Process Use	2016	0.1244995069%	2034	0.599998723%	2034	0.599998723%
202	Industrial	Chlor-alkali	All	OPU/ONPU	Correctly sized motors	Other Process/Non-Process Use	2016	0.1244995069%	2034	0.599998723%	2034	0.599998723%
203	Industrial	Chlor-alkali	All	OPU/ONPU	Optimized motor control	Other Process/Non-Process Use	2016	0.1244995069%	2034	0.599998723%	2034	0.599998723%
204	Industrial	Chlor-alkali	All	OPU/ONPU	Synchronous Belts	Other Process/Non-Process Use	2016	0.1244995069%	2034	0.599998723%	2034	0.599998723%
205	Industrial	Chlor-alkali	All	OPU/ONPU	Preventative Motor Maintenance	Other Process/Non-Process Use	2015	0.1333333333%	2034	0.599999988%	2034	0.599999988%
206	Industrial	Chlor-alkali	All	OPU/ONPU	Premium efficiency ASD compressor	Other Process/Non-Process Use	2016	0.1244995069%	2034	0.599998723%	2034	0.599998723%
207	Industrial	Chlor-alkali	All	OPU/ONPU	Optimized Distribution System	Other Process/Non-Process Use	2016	0.1244995069%	2034	0.599998723%	2034	0.599998723%
208	Industrial	Chlor-alkali	All	OPU/ONPU	Minimize operating air pressure	Other Process/Non-Process Use	2015	0.1333333333%	2034	0.599999988%	2034	0.599999988%
209	Industrial	Chlor-alkali	All	OPU/ONPU	Optimized sizing of compressor system	Other Process/Non-Process Use	2016	0.1244995069%	2034	0.599998723%	2034	0.599998723%
210	Industrial	Chlor-alkali	All	OPU/ONPU	Optimized sizes of air receiver tanks	Other Process/Non-Process Use	2016	0.1244995069%	2034	0.599998723%	2034	0.599998723%
211	Industrial	Chlor-alkali	All	OPU/ONPU	Use cooler air from outside for make up air	Other Process/Non-Process Use	2015	0.1333333333%	2034	0.599999988%	2034	0.599999988%
212	Industrial	Chlor-alkali	All	OPU/ONPU	Premium Efficiency Air Dryer (compressors)	Other Process/Non-Process Use	2016	0.1244995069%	2034	0.599998723%	2034	0.599998723%
213	Industrial	Chlor-alkali	All	OPU/ONPU	Sequencing Control	Other Process/Non-Process Use	2016	0.1244995069%	2034	0.599998723%	2034	0.599998723%
214	Industrial	Chlor-alkali	All	OPU/ONPU	Eliminate air leaks	Other Process/Non-Process Use	2016	0.1244995069%	2034	0.599998723%	2034	0.599998723%
215	Industrial	Chlor-alkali	All	OPU/ONPU	Synchronous Belts for Air Compressors	Other Process/Non-Process Use	2016	0.1244995069%	2034	0.599998723%	2034	0.599998723%
216	Industrial	Chlor-alkali	All	OPU/ONPU	Replace compressed air use with mechanical or electrical	Other Process/Non-Process Use	2016	0.1244995069%	2034	0.599998723%	2034	0.599998723%
217	Industrial	Chlor-alkali	All	OPU/ONPU	Premium efficiency ASD compressor	Other Process/Non-Process Use	2016	0.1244995069%	2034	0.599998723%	2034	0.599998723%
218	Industrial	Chlor-alkali	All	OPU/ONPU	Compression ratio optimization (gas compressor)	Other Process/Non-Process Use	2016	0.1244995069%	2034	0.599998723%	2034	0.599998723%
219	Industrial	Chlor-alkali	All	OPU/ONPU	Retrofit internal parts of existing centrifugal compressors	Other Process/Non-Process Use	2016	0.1244995069%	2034	0.599998723%	2034	0.599998723%
220	Industrial	Chlor-alkali	All	OPU/ONPU	Gas compressor right sizing	Other Process/Non-Process Use	2016	0.1244995069%	2034	0.599998723%	2034	0.599998723%
221	Industrial	Chlor-alkali	All	OPU/ONPU	Volume pocket adjustments	Other Process/Non-Process Use	2015	0.1333333333%	2034	0.599999988%	2034	0.599999988%
222	Industrial	Chlor-alkali	All	OPU/ONPU	Minimum cylinder clearance	Other Process/Non-Process Use	2016	0.1244995069%	2034	0.599998723%	2034	0.599998723%
223	Industrial	Chlor-alkali	All	OPU/ONPU	Synchronous Belts for Air or Gas Compressors	Other Process/Non-Process Use	2016	0.1244995069%	2034	0.599998723%	2034	0.599998723%
224	Industrial	Chlor-alkali	All	OPU/ONPU	Air Source Heat Pump for Backup Generators	Other Process/Non-Process Use	2016	0.0104411664%	2034	0.050318966%	2034	0.050318966%
225	Industrial	Chlor-alkali	All	OPU/ONPU	High efficiency battery charger (for forklifts)	Other Process/Non-Process Use	2016	0.1244995069%	2034	0.599998723%	2034	0.599998723%
226	Industrial	Chlor-alkali	All	OPU/ONPU	Free cooling	Other Process/Non-Process Use	2015	0.1333333333%	2034	0.599999988%	2034	0.599999988%
227	Industrial	Chlor-alkali	All	OPU/ONPU	Radiant Heaters	*N/A	*N/A	*N/A	*N/A	*N/A	*N/A	*N/A
228	Industrial	Chlor-alkali	All	OPU/ONPU	High efficiency non-packaged HVAC equipment	*N/A	*N/A	*N/A	*N/A	*N/A	*N/A	*N/A
229	Industrial	Chlor-alkali	All	OPU/ONPU	Seasonal Temperature Settings Adjustments	Other Process/Non-Process Use	2015	0.1333333333%	2034	0.599999988%	2034	0.599999988%
230	Industrial	Chlor-alkali	All	OPU/ONPU	High-efficiency rooftop AC with an EER of 13.5	Other Process/Non-Process Use	2015	0.1333333333%	2034	0.599999988%	2034	0.599999988%
231	Industrial	Chlor-alkali	All	OPU/ONPU	Ground Source Heat Pump	Other Process/Non-Process Use	2015	0.0002087001%	2034	0.000939151%	2034	0.000939151%
232	Industrial	Chlor-alkali	All	OPU/ONPU	Ventilation Heat Recovery	Other Process/Non-Process Use	2015	0.0000007087%	2034	0.000003189%	2034	0.000003189%
233	Industrial	Chlor-alkali	All	OPU/ONPU	Automated Temperature Control	Other Process/Non-Process Use	2015	0.1333333333%	2034	0.599999988%	2034	0.599999988%
234	Industrial	Chlor-alkali	All	OPU/ONPU	Reduced Temperature Settings	Other Process/Non-Process Use	2015	0.1333333333%	2034	0.599999988%	2034	0.599999988%
235	Industrial	Chlor-alkali	All	OPU/ONPU	Destratification Fans	Other Process/Non-Process Use	2015	0.1333333333%	2034	0.599999988%	2034	0.599999988%
236	Industrial	Chlor-alkali	All	OPU/ONPU	Warehouse Loading Dock Seals	Other Process/Non-Process Use	2015	0.1333333333%	2034	0.599999988%	2034	0.599999988%
237	Industrial	Chlor-alkali	All	OPU/ONPU	Air Curtains	Other Process/Non-Process Use	2015	0.1272787459%	2034	0.572754345%	2034	0.572754345%

*N/A: Measure did not pass measure level screening and therefore was not included in a program.

MEASURE DESCRIPTION							PARTICIPATION HIGH CASE					
Measure ID	Sector	Sub-Sector	Building Type	End Use	Measure Name	Program	First Year of Participation (So Year)	First Year Annual Participation Rate (So)	Year of Maximum Annual Participation (Smax Year)	Maximum Annual Participation Rate (Smax)	Final Year of Participation (Fo Year)	Final Year Annual Participation Rate (Fo)
238	Industrial	Chlor-alkali	All	OPU/ONPU	Preventative Packaged HVAC Maintenance	Other Process/Non-Process Use	2015	0.1333333333%	2034	0.599999988%	2034	0.599999988%
239	Industrial	Chlor-alkali	All	OPU/ONPU	Heat Recovery from Processes to Heat Ventilation Make-up Air	*N/A	*N/A	*N/A	*N/A	*N/A	*N/A	*N/A
240	Industrial	Chlor-alkali	All	OPU/ONPU	High efficiency ballasts for lighting	Other Process/Non-Process Use	2015	0.1333333333%	2034	0.599999988%	2034	0.599999988%
241	Industrial	Chlor-alkali	All	OPU/ONPU	High Efficiency Light fixtures	Other Process/Non-Process Use	2015	0.1333333333%	2034	0.599999988%	2034	0.599999988%
242	Industrial	Chlor-alkali	All	OPU/ONPU	Efficient Lighting Design	Other Process/Non-Process Use	2015	0.1333333333%	2034	0.599999988%	2034	0.599999988%
243	Industrial	Chlor-alkali	All	OPU/ONPU	Lighting controls: on/off timer settings	Other Process/Non-Process Use	2015	0.1333333333%	2034	0.599999988%	2034	0.599999988%
244	Industrial	Chlor-alkali	All	OPU/ONPU	Lighting controls: occupancy sensors	Other Process/Non-Process Use	2015	0.0330714522%	2034	0.148821532%	2034	0.148821532%
245	Industrial	Chlor-alkali	All	OPU/ONPU	Ventilation Optimization	Other Process/Non-Process Use	2015	0.1333333333%	2034	0.599999988%	2034	0.599999988%
246	Industrial	Chlor-alkali	All	OPU/ONPU	Premium efficiency ventilation control with VSD	Other Process/Non-Process Use	2015	0.1333333333%	2034	0.599999988%	2034	0.599999988%
247	Industrial	Chlor-alkali	All	OPU/ONPU	Demand-Controlled Ventilation	Other Process/Non-Process Use	2015	0.0437069358%	2034	0.196681207%	2034	0.196681207%
248	Industrial	Pulp & Paper	All	Machine Drive	Sub-Metering and Interval Metering	Machine Drive	2016	1.4524942475%	2034	6.999985098%	2034	6.999985098%
249	Industrial	Pulp & Paper	All	Machine Drive	Integrated control system	Machine Drive	2016	1.4524942475%	2034	6.999985098%	2034	6.999985098%
250	Industrial	Pulp & Paper	All	ONPU	HE Dry-Type Transformers	Other Process/Non-Process Use	2016	1.2449950692%	2034	5.999987227%	2034	5.999987227%
251	Industrial	Pulp & Paper	All	ONPU	Advanced water heater controls	Other Process/Non-Process Use	2016	1.2449950692%	2034	5.999987227%	2034	5.999987227%
252	Industrial	Pulp & Paper	All	ONPU	Process Heat Recovery to Preheat Makeup Water	Other Process/Non-Process Use	2016	1.2449950692%	2034	5.999987227%	2034	5.999987227%
253	Industrial	Pulp & Paper	All	ONPU	Air Curtains (Oven)	Other Process/Non-Process Use	2016	1.2449950692%	2034	5.999987227%	2034	5.999987227%
254	Industrial	Pulp & Paper	All	ONPU	Insulation (Oven)	Other Process/Non-Process Use	2016	1.2449950692%	2034	5.999987227%	2034	5.999987227%
255	Industrial	Pulp & Paper	All	ONPU	Preventative Oven Maintenance	Other Process/Non-Process Use	2015	1.3333333333%	2034	5.999999882%	2034	5.999999882%
256	Industrial	Pulp & Paper	All	ONPU	Air Curtains (Dryer)	Other Process/Non-Process Use	2016	1.2449950692%	2034	5.999987227%	2034	5.999987227%
257	Industrial	Pulp & Paper	All	ONPU	Insulation (Dryer)	Other Process/Non-Process Use	2016	1.2449950692%	2034	5.999987227%	2034	5.999987227%
258	Industrial	Pulp & Paper	All	ONPU	Preventative Dryer Maintenance	Other Process/Non-Process Use	2015	1.3333333333%	2034	5.999999882%	2034	5.999999882%
259	Industrial	Pulp & Paper	All	ONPU	Preventative Furnace Maintenance	Other Process/Non-Process Use	2015	1.3333333333%	2034	5.999999882%	2034	5.999999882%
260	Industrial	Pulp & Paper	All	ONPU	Insulation (Furnace)	Other Process/Non-Process Use	2016	1.2449950692%	2034	5.999987227%	2034	5.999987227%
261	Industrial	Pulp & Paper	All	ONPU	Preventative Kiln Maintenance	Other Process/Non-Process Use	2015	1.3333333333%	2034	5.999999882%	2034	5.999999882%
262	Industrial	Pulp & Paper	All	ONPU	Insulation (Kiln)	Other Process/Non-Process Use	2016	1.2449950692%	2034	5.999987227%	2034	5.999987227%
263	Industrial	Pulp & Paper	All	ONPU	High Efficiency Chiller	Other Process/Non-Process Use	2016	1.2449950692%	2034	5.999987227%	2034	5.999987227%
264	Industrial	Pulp & Paper	All	ONPU	Optimized Distribution System	Other Process/Non-Process Use	2016	1.2449950692%	2034	5.999987227%	2034	5.999987227%
265	Industrial	Pulp & Paper	All	ONPU	Floating head pressure controls	Other Process/Non-Process Use	2016	1.2449950692%	2034	5.999987227%	2034	5.999987227%
266	Industrial	Pulp & Paper	All	ONPU	Premium efficiency refrigeration control system	Other Process/Non-Process Use	2016	0.7702142067%	2034	3.711882493%	2034	3.711882493%
267	Industrial	Pulp & Paper	All	ONPU	Smart Defrost Controls	Other Process/Non-Process Use	2016	1.2449950692%	2034	5.999987227%	2034	5.999987227%
268	Industrial	Pulp & Paper	All	ONPU	Doors, Covers and Curtains	Other Process/Non-Process Use	2016	1.2449950692%	2034	5.999987227%	2034	5.999987227%
269	Industrial	Pulp & Paper	All	ONPU	Optimized chilled water temperature and/or optimized condenser temperature	Other Process/Non-Process Use	2015	1.3333333333%	2034	5.999999882%	2034	5.999999882%
270	Industrial	Pulp & Paper	All	ONPU	Preventative refrigeration/cooling system maintenance	Other Process/Non-Process Use	2015	1.3333333333%	2034	5.999999882%	2034	5.999999882%
271	Industrial	Pulp & Paper	All	ONPU	Optimized condenser pressure	Other Process/Non-Process Use	2015	1.3333333333%	2034	5.999999882%	2034	5.999999882%
272	Industrial	Pulp & Paper	All	ONPU	VSD on chiller compressor	Other Process/Non-Process Use	2016	1.2449950692%	2034	5.999987227%	2034	5.999987227%
273	Industrial	Pulp & Paper	All	ONPU	Free cooling	Other Process/Non-Process Use	2016	1.2449950692%	2034	5.999987227%	2034	5.999987227%
274	Industrial	Pulp & Paper	All	ONPU	Improve insulation of refrigeration system	Other Process/Non-Process Use	2016	1.2449950692%	2034	5.999987227%	2034	5.999987227%
275	Industrial	Pulp & Paper	All	Pumps	High/Premium Efficiency Motors (Pumps)	Machine Drive	2016	1.4524942475%	2034	6.999985098%	2034	6.999985098%
276	Industrial	Pulp & Paper	All	Pumps	Impeller Trimming (Pump)	Machine Drive	2016	1.4524942475%	2034	6.999985098%	2034	6.999985098%
277	Industrial	Pulp & Paper	All	Pumps	Optimization of pumping system	Machine Drive	2016	1.4524942475%	2034	6.999985098%	2034	6.999985098%
278	Industrial	Pulp & Paper	All	Pumps	Premium Efficiency Control with ASDs (Pumps)	Machine Drive	2016	1.4524942475%	2034	6.999985098%	2034	6.999985098%
279	Industrial	Pulp & Paper	All	Pumps	Preventative Pump Maintenance	Machine Drive	2015	1.5555555556%	2034	6.999999863%	2034	6.999999863%
280	Industrial	Pulp & Paper	All	Fans	High/Premium Efficiency Motors (Fans)	Machine Drive	2016	1.4524942475%	2034	6.999985098%	2034	6.999985098%
281	Industrial	Pulp & Paper	All	Fans	Impeller Trimming or Inlet Guide Vanes	Machine Drive	2016	1.4524942475%	2034	6.999985098%	2034	6.999985098%
282	Industrial	Pulp & Paper	All	HVAC	Optimized duct design to improve efficiency	Facility HVAC	2015	1.3333333333%	2034	5.999999882%	2034	5.999999882%
283	Industrial	Pulp & Paper	All	Fans	Premium efficiency control, with ASD (Fans)	Machine Drive	2016	1.4524942475%	2034	6.999985098%	2034	6.999985098%
284	Industrial	Pulp & Paper	All	Fans	Synchronous Belts (Fans)	Machine Drive	2016	1.4524942475%	2034	6.999985098%	2034	6.999985098%
285	Industrial	Pulp & Paper	All	Fans	Preventative Fan Maintenance	Machine Drive	2015	1.5555555556%	2034	6.999999863%	2034	6.999999863%
286	Industrial	Pulp & Paper	All	Motor - Other Applications	Premium Efficiency Control with ASDs (Other motors)	Machine Drive	2016	1.4524942475%	2034	6.999985098%	2034	6.999985098%
287	Industrial	Pulp & Paper	All	Motor - Other Applications	High/Premium Efficiency Motors	Machine Drive	2016	1.4524942475%	2034	6.999985098%	2034	6.999985098%
288	Industrial	Pulp & Paper	All	Motor - Other Applications	Correctly sized motors	Machine Drive	2016	1.4524942475%	2034	6.999985098%	2034	6.999985098%
289	Industrial	Pulp & Paper	All	Motor - Other Applications	Optimized motor control	Machine Drive	2016	1.4524942475%	2034	6.999985098%	2034	6.999985098%
290	Industrial	Pulp & Paper	All	Motor - Other Applications	Synchronous Belts	Machine Drive	2016	1.4524942475%	2034	6.999985098%	2034	6.999985098%
291	Industrial	Pulp & Paper	All	Motor - Other Applications	Preventative Motor Maintenance	Machine Drive	2015	1.5555555556%	2034	6.999999863%	2034	6.999999863%
292	Industrial	Pulp & Paper	All	Compressors	Premium efficiency ASD compressor	Machine Drive	2016	1.4524942475%	2034	6.999985098%	2034	6.999985098%
293	Industrial	Pulp & Paper	All	Compressors	Optimized Distribution System	Machine Drive	2016	1.4524942475%	2034	6.999985098%	2034	6.999985098%
294	Industrial	Pulp & Paper	All	Compressors	Minimize operating air pressure	Machine Drive	2015	1.5555555556%	2034	6.999999863%	2034	6.999999863%
295	Industrial	Pulp & Paper	All	Compressors	Optimized sizing of compressor system	Machine Drive	2016	1.4524942475%	2034	6.999985098%	2034	6.999985098%
296	Industrial	Pulp & Paper	All	Compressors	Optimized sizes of air receiver tanks	Machine Drive	2016	1.4524942475%	2034	6.999985098%	2034	6.999985098%
297	Industrial	Pulp & Paper	All	Compressors	Use cooler air from outside for make up air	Machine Drive	2015	1.5555555556%	2034	6.999999863%	2034	6.999999863%

*N/A: Measure did not pass measure level screening and therefore was not included in a program.

MEASURE DESCRIPTION							PARTICIPATION HIGH CASE					
Measure ID	Sector	Sub-Sector	Building Type	End Use	Measure Name	Program	First Year of Participation (So Year)	First Year Annual Participation Rate (So)	Year of Maximum Annual Participation (Smax Year)	Maximum Annual Participation Rate (Smax)	Final Year of Participation (Fo Year)	Final Year Annual Participation Rate (Fo)
298	Industrial	Pulp & Paper	All	Compressors	Premium Efficiency Air Dryer (compressors)	Machine Drive	2016	1.4524942475%	2034	6.999985098%	2034	6.999985098%
299	Industrial	Pulp & Paper	All	Compressors	Sequencing Control	Machine Drive	2016	1.4524942475%	2034	6.999985098%	2034	6.999985098%
300	Industrial	Pulp & Paper	All	Compressors	Eliminate air leaks	Machine Drive	2016	1.4524942475%	2034	6.999985098%	2034	6.999985098%
301	Industrial	Pulp & Paper	All	Compressors	Synchronous Belts for Air Compressors	Machine Drive	2016	1.4524942475%	2034	6.999985098%	2034	6.999985098%
302	Industrial	Pulp & Paper	All	Compressors	Replace compressed air use with mechanical or electrical	Machine Drive	2016	1.4524942475%	2034	6.999985098%	2034	6.999985098%
303	Industrial	Pulp & Paper	All	Compressors	Premium efficiency ASD compressor	Machine Drive	2016	1.4524942475%	2034	6.999985098%	2034	6.999985098%
304	Industrial	Pulp & Paper	All	Compressors	Compression ratio optimization (gas compressor)	Machine Drive	2016	1.4524942475%	2034	6.999985098%	2034	6.999985098%
305	Industrial	Pulp & Paper	All	Compressors	Retrofit internal parts of existing centrifugal compressors	Machine Drive	2016	1.4524942475%	2034	6.999985098%	2034	6.999985098%
306	Industrial	Pulp & Paper	All	Compressors	Gas compressor right sizing	Machine Drive	2016	1.4524942475%	2034	6.999985098%	2034	6.999985098%
307	Industrial	Pulp & Paper	All	Compressors	Volume pocket adjustments	Machine Drive	2015	1.5555555556%	2034	6.999999863%	2034	6.999999863%
308	Industrial	Pulp & Paper	All	Compressors	Minimum cylinder clearance	Machine Drive	2016	1.4524942475%	2034	6.999985098%	2034	6.999985098%
309	Industrial	Pulp & Paper	All	Compressors	Synchronous Belts for Air or Gas Compressors	Machine Drive	2016	1.4524942475%	2034	6.999985098%	2034	6.999985098%
310	Industrial	Pulp & Paper	All	ONPU	Air Source Heat Pump for Backup Generators	Other Process/Non-Process Use	2016	0.1044116641%	2034	0.503189664%	2034	0.503189664%
311	Industrial	Pulp & Paper	All	ONPU	High efficiency battery charger (for forklifts)	Other Process/Non-Process Use	2016	1.2449950692%	2034	5.999987227%	2034	5.999987227%
312	Industrial	Pulp & Paper	All	ONPU	Free cooling	Other Process/Non-Process Use	2015	1.3333333333%	2034	5.999999882%	2034	5.999999882%
313	Industrial	Pulp & Paper	All	ONPU	Radiant Heaters	*N/A	*N/A	*N/A	*N/A	*N/A	*N/A	*N/A
314	Industrial	Pulp & Paper	All	ONPU	High efficiency non-packaged HVAC equipment	*N/A	*N/A	*N/A	*N/A	*N/A	*N/A	*N/A
315	Industrial	Pulp & Paper	All	ONPU	Seasonal Temperature Settings Adjustments	Other Process/Non-Process Use	2015	1.3333333333%	2034	5.999999882%	2034	5.999999882%
316	Industrial	Pulp & Paper	All	ONPU	High-efficiency rooftop AC with an EER of 13.5	Other Process/Non-Process Use	2015	1.3333333333%	2034	5.999999882%	2034	5.999999882%
317	Industrial	Pulp & Paper	All	ONPU	Ground Source Heat Pump	Other Process/Non-Process Use	2015	0.0020870013%	2034	0.009391506%	2034	0.009391506%
318	Industrial	Pulp & Paper	All	ONPU	Ventilation Heat Recovery	Other Process/Non-Process Use	2015	0.0000070874%	2034	0.000031893%	2034	0.000031893%
319	Industrial	Pulp & Paper	All	ONPU	Automated Temperature Control	Other Process/Non-Process Use	2015	1.3333333333%	2034	5.999999882%	2034	5.999999882%
320	Industrial	Pulp & Paper	All	ONPU	Reduced Temperature Settings	Other Process/Non-Process Use	2015	1.3333333333%	2034	5.999999882%	2034	5.999999882%
321	Industrial	Pulp & Paper	All	ONPU	Destratification Fans	Other Process/Non-Process Use	2015	1.3333333333%	2034	5.999999882%	2034	5.999999882%
322	Industrial	Pulp & Paper	All	ONPU	Warehouse Loading Dock Seals	Other Process/Non-Process Use	2015	1.3333333333%	2034	5.999999882%	2034	5.999999882%
323	Industrial	Pulp & Paper	All	ONPU	Air Curtains	Other Process/Non-Process Use	2015	1.2727874593%	2034	5.727543455%	2034	5.727543455%
324	Industrial	Pulp & Paper	All	ONPU	Preventative Packaged HVAC Maintenance	Other Process/Non-Process Use	2015	1.3333333333%	2034	5.999999882%	2034	5.999999882%
325	Industrial	Pulp & Paper	All	ONPU	Heat Recovery from Processes to Heat Ventilation Make-up Air	*N/A	*N/A	*N/A	*N/A	*N/A	*N/A	*N/A
326	Industrial	Pulp & Paper	All	ONPU	High efficiency ballasts for lighting	Other Process/Non-Process Use	2015	1.3333333333%	2034	5.999999882%	2034	5.999999882%
327	Industrial	Pulp & Paper	All	ONPU	High Efficiency Light fixtures	Other Process/Non-Process Use	2015	1.3333333333%	2034	5.999999882%	2034	5.999999882%
328	Industrial	Pulp & Paper	All	ONPU	Efficient Lighting Design	Other Process/Non-Process Use	2015	1.3333333333%	2034	5.999999882%	2034	5.999999882%
329	Industrial	Pulp & Paper	All	ONPU	Lighting controls: on/off timer settings	Other Process/Non-Process Use	2015	1.3333333333%	2034	5.999999882%	2034	5.999999882%
330	Industrial	Pulp & Paper	All	ONPU	Lighting controls: occupancy sensors	Other Process/Non-Process Use	2015	0.3307145224%	2034	1.488215322%	2034	1.488215322%
331	Industrial	Pulp & Paper	All	ONPU	Ventilation Optimization	Other Process/Non-Process Use	2015	1.3333333333%	2034	5.999999882%	2034	5.999999882%
332	Industrial	Pulp & Paper	All	ONPU	Premium efficiency ventilation control with VSD	Other Process/Non-Process Use	2015	1.3333333333%	2034	5.999999882%	2034	5.999999882%
333	Industrial	Pulp & Paper	All	ONPU	Demand-Controlled Ventilation	Other Process/Non-Process Use	2015	0.4370693582%	2034	1.966812073%	2034	1.966812073%
334	Industrial	Other - Combined	All	Motor - Other Applications	Operations and maintenance	Machine Drive	2015	0.4000000000%	2034	1.799999965%	2034	1.799999965%
335	Industrial	Other - Combined	All	Motor - Other Applications	Match Motor Size to Load	Machine Drive	2016	0.3734985208%	2034	1.799996168%	2034	1.799996168%
336	Industrial	Other - Combined	All	Motor - Other Applications	Motor Efficiency Upgrade	Machine Drive	2016	0.3734985208%	2034	1.799996168%	2034	1.799996168%
337	Industrial	Other - Combined	All	Motor - Other Applications	Variable Speed Drives	Machine Drive	2016	0.3734985208%	2034	1.799996168%	2034	1.799996168%
338	Industrial	Other - Combined	All	Pumps	Reduce Overall System Requirements	Machine Drive	2016	0.3734985208%	2034	1.799996168%	2034	1.799996168%
339	Industrial	Other - Combined	All	Pumps	Match Pump Size to Load	Machine Drive	2016	0.3734985208%	2034	1.799996168%	2034	1.799996168%
340	Industrial	Other - Combined	All	Pumps	Reduce or Control Pump Speed	Machine Drive	2016	0.3734985208%	2034	1.799996168%	2034	1.799996168%
341	Industrial	Other - Combined	All	Pumps	Improve Pump Components	Machine Drive	2016	0.3734985208%	2034	1.799996168%	2034	1.799996168%
342	Industrial	Other - Combined	All	Pumps	Operation and Maintenance	Machine Drive	2015	0.4000000000%	2034	1.799999965%	2034	1.799999965%
343	Industrial	Other - Combined	All	Compressors	Reduce Overall System Requirements	Machine Drive	2016	0.3734985208%	2034	1.799996168%	2034	1.799996168%
344	Industrial	Other - Combined	All	Compressors	Match Compressor Size to Load	Machine Drive	2016	0.3734985208%	2034	1.799996168%	2034	1.799996168%
345	Industrial	Other - Combined	All	Compressors	Compressor Control	Machine Drive	2016	0.3734985208%	2034	1.799996168%	2034	1.799996168%
346	Industrial	Other - Combined	All	Compressors	Improve Compressor Components	Machine Drive	2016	0.3734985208%	2034	1.799996168%	2034	1.799996168%
347	Industrial	Other - Combined	All	Compressors	Operation and Maintenance	Machine Drive	2015	0.4000000000%	2034	1.799999965%	2034	1.799999965%
348	Industrial	Other - Combined	All	Fans	Reduce Overall System Requirements	Machine Drive	2016	0.3734985208%	2034	1.799996168%	2034	1.799996168%
349	Industrial	Other - Combined	All	Fans	Reduce or Control Fan Speed	Machine Drive	2016	0.3734985208%	2034	1.799996168%	2034	1.799996168%
350	Industrial	Other - Combined	All	Fans	Improve Fan Components	Machine Drive	2016	0.3734985208%	2034	1.799996168%	2034	1.799996168%
351	Industrial	Other - Combined	All	Fans	Operation and Maintenance	Machine Drive	2015	0.4000000000%	2034	1.799999965%	2034	1.799999965%
352	Industrial	Other - Combined	All	HVAC	Optimized Duct Design to Improve Efficiency	Facility HVAC	2015	0.0666666667%	2034	0.299999994%	2034	0.299999994%
353	Industrial	Other - Combined	All	PH	Advanced Water Heater Controls	Process Heating	2016	0.3112487673%	2034	1.499996807%	2034	1.499996807%
354	Industrial	Other - Combined	All	PH	Process Heat Recovery to Preheat Makeup Water	Process Heating	2016	0.3112487673%	2034	1.499996807%	2034	1.499996807%
355	Industrial	Other - Combined	All	PH	Air Curtains (Oven)	Process Heating	2016	0.3112487673%	2034	1.499996807%	2034	1.499996807%
356	Industrial	Other - Combined	All	PH	Insulation (Oven)	Process Heating	2016	0.3112487673%	2034	1.499996807%	2034	1.499996807%
357	Industrial	Other - Combined	All	PH	Preventative Oven Maintenance	Process Heating	2016	0.3112487673%	2034	1.499996807%	2034	1.499996807%

*N/A: Measure did not pass measure level screening and therefore was not included in a program.

MEASURE DESCRIPTION							PARTICIPATION HIGH CASE					
Measure ID	Sector	Sub-Sector	Building Type	End Use	Measure Name	Program	First Year of Participation (So Year)	First Year Annual Participation Rate (So)	Year of Maximum Annual Participation (Smax Year)	Maximum Annual Participation Rate (Smax)	Final Year of Participation (Fo Year)	Final Year Annual Participation Rate (Fo)
358	Industrial	Other - Combined	All	PH	Air Curtains (Dryer)	Process Heating	2016	0.3112487673%	2034	1.499996807%	2034	1.499996807%
359	Industrial	Other - Combined	All	PH	Insulation (Dryer)	Process Heating	2016	0.3112487673%	2034	1.499996807%	2034	1.499996807%
360	Industrial	Other - Combined	All	PH	Preventative Dryer Maintenance	Process Heating	2016	0.3112487673%	2034	1.499996807%	2034	1.499996807%
361	Industrial	Other - Combined	All	PH	Optimized Distribution System	Process Heating	2016	0.3112487673%	2034	1.499996807%	2034	1.499996807%
362	Industrial	Other - Combined	All	PCR	High Efficiency Chiller	Process Cooling and Refrigeration	2016	0.3112487673%	2034	1.499996807%	2034	1.499996807%
363	Industrial	Other - Combined	All	PCR	Floating head pressure controls	Process Cooling and Refrigeration	2016	0.3112487673%	2034	1.499996807%	2034	1.499996807%
364	Industrial	Other - Combined	All	PCR	Premium Efficiency Refrigeration Control System	Process Cooling and Refrigeration	2016	0.1925535517%	2034	0.927970623%	2034	0.927970623%
365	Industrial	Other - Combined	All	PCR	Smart Defrost Controls	Process Cooling and Refrigeration	2015	0.3333333333%	2034	1.499999971%	2034	1.499999971%
366	Industrial	Other - Combined	All	PCR	Doors, Covers and Curtains	Process Cooling and Refrigeration	2016	0.3112487673%	2034	1.499996807%	2034	1.499996807%
367	Industrial	Other - Combined	All	PCR	Optimized chilled water temperature and/or optimized condenser temperature	Process Cooling and Refrigeration	2016	0.3112487673%	2034	1.499996807%	2034	1.499996807%
368	Industrial	Other - Combined	All	PCR	Preventative Refrigeration/cooling System Maintenance	Process Cooling and Refrigeration	2016	0.3112487673%	2034	1.499996807%	2034	1.499996807%
369	Industrial	Other - Combined	All	PCR	Optimized condenser pressure	Process Cooling and Refrigeration	2016	0.3112487673%	2034	1.499996807%	2034	1.499996807%
370	Industrial	Other - Combined	All	PCR	Free cooling	Process Cooling and Refrigeration	2016	0.3112487673%	2034	1.499996807%	2034	1.499996807%
371	Industrial	Other - Combined	All	PCR	Improve Insulation of Refrigeration System	Process Cooling and Refrigeration	2016	0.3112487673%	2034	1.499996807%	2034	1.499996807%
372	Industrial	Other - Combined	All	ONPU	HE Dry-Type Transformers	Other Process/Non-Process Use	2016	0.3112487673%	2034	1.499996807%	2034	1.499996807%
373	Industrial	Other - Combined	All	HVAC	Air Source Heat Pump for Backup Generators	Facility HVAC	2015	0.0055910082%	2034	0.025159536%	2034	0.025159536%
374	Industrial	Other - Combined	All	ONPU	High efficiency battery charger (for forklifts)	Other Process/Non-Process Use	2016	0.3112487673%	2034	1.499996807%	2034	1.499996807%
375	Industrial	Other - Combined	All	HVAC	Radiant Heaters	*N/A	*N/A	*N/A	*N/A	*N/A	*N/A	*N/A
376	Industrial	Other - Combined	All	HVAC	High efficiency non-packaged HVAC equipment	*N/A	*N/A	*N/A	*N/A	*N/A	*N/A	*N/A
377	Industrial	Other - Combined	All	HVAC	Seasonal Temperature Settings Adjustments	Facility HVAC	2015	0.0666666667%	2034	0.299999994%	2034	0.299999994%
378	Industrial	Other - Combined	All	HVAC	High-efficiency rooftop AC with an EER of 13.5	Facility HVAC	2015	0.0666666667%	2034	0.299999994%	2034	0.299999994%
379	Industrial	Other - Combined	All	HVAC	Ground Source Heat Pump	Facility HVAC	2015	0.0001043501%	2034	0.000469575%	2034	0.000469575%
380	Industrial	Other - Combined	All	HVAC	Ventilation Heat Recovery	Facility HVAC	2015	0.0000003544%	2034	0.000001595%	2034	0.000001595%
381	Industrial	Other - Combined	All	HVAC	Automated Temperature Control	Facility HVAC	2015	0.0666666667%	2034	0.299999994%	2034	0.299999994%
382	Industrial	Other - Combined	All	HVAC	Reduced Temperature Settings	Facility HVAC	2015	0.0666666667%	2034	0.299999994%	2034	0.299999994%
383	Industrial	Other - Combined	All	HVAC	Destratification Fans	Facility HVAC	2015	0.0666666667%	2034	0.299999994%	2034	0.299999994%
384	Industrial	Other - Combined	All	HVAC	Warehouse Loading Dock Seals	Facility HVAC	2015	0.0666666667%	2034	0.299999994%	2034	0.299999994%
385	Industrial	Other - Combined	All	HVAC	Preventative Packaged HVAC Maintenance	Facility HVAC	2015	0.0666666667%	2034	0.299999994%	2034	0.299999994%
386	Industrial	Other - Combined	All	HVAC	Heat Recovery from Processes to Heat Ventilation Make-up Air	*N/A	*N/A	*N/A	*N/A	*N/A	*N/A	*N/A
387	Industrial	Other - Combined	All	FL	High efficiency ballasts for lighting	Facility Lighting	2015	0.0666666667%	2034	0.299999994%	2034	0.299999994%
388	Industrial	Other - Combined	All	FL	High Efficiency Light fixtures	Facility Lighting	2015	0.0666666667%	2034	0.299999994%	2034	0.299999994%
389	Industrial	Other - Combined	All	FL	Efficient Lighting Design	Facility Lighting	2015	0.0666666667%	2034	0.299999994%	2034	0.299999994%
390	Industrial	Other - Combined	All	FL	Lighting controls: on/off timer settings	Facility Lighting	2015	0.0666666667%	2034	0.299999994%	2034	0.299999994%
391	Industrial	Other - Combined	All	FL	Lighting controls: occupancy sensors	Facility Lighting	2015	0.0165357261%	2034	0.074410766%	2034	0.074410766%
392	Industrial	Other - Combined	All	HVAC	Ventilation Optimization	Facility HVAC	2015	0.0666666667%	2034	0.299999994%	2034	0.299999994%
393	Industrial	Other - Combined	All	HVAC	Premium efficiency ventilation control with VSD	Facility HVAC	2015	0.0666666667%	2034	0.299999994%	2034	0.299999994%
394	Industrial	Other - Combined	All	HVAC	Demand-Controlled Ventilation	Facility HVAC	2015	0.0218534679%	2034	0.098340604%	2034	0.098340604%
395	Industrial	Industrial Organic Chemicals	All	HVAC	Air Source Heat Pump for Backup Generators	Facility HVAC	2015	0.1118201634%	2034	0.503190725%	2034	0.503190725%
396	Industrial	Industrial Organic Chemicals	All	HVAC	Free cooling	Facility HVAC	2015	1.3333333333%	2034	5.999999882%	2034	5.999999882%
397	Industrial	Industrial Organic Chemicals	All	HVAC	Radiant Heaters	*N/A	*N/A	*N/A	*N/A	*N/A	*N/A	*N/A
398	Industrial	Industrial Organic Chemicals	All	HVAC	High efficiency non-packaged HVAC equipment	*N/A	*N/A	*N/A	*N/A	*N/A	*N/A	*N/A
399	Industrial	Industrial Organic Chemicals	All	HVAC	Seasonal Temperature Settings Adjustments	Facility HVAC	2015	1.3333333333%	2034	5.999999882%	2034	5.999999882%
400	Industrial	Industrial Organic Chemicals	All	HVAC	High-efficiency rooftop AC with an EER of 13.5	Facility HVAC	2015	1.3333333333%	2034	5.999999882%	2034	5.999999882%
401	Industrial	Industrial Organic Chemicals	All	HVAC	Ground Source Heat Pump	Facility HVAC	2015	0.0020870013%	2034	0.009391506%	2034	0.009391506%
402	Industrial	Industrial Organic Chemicals	All	HVAC	Ventilation Heat Recovery	Facility HVAC	2015	0.0000070874%	2034	0.000031893%	2034	0.000031893%
403	Industrial	Industrial Organic Chemicals	All	HVAC	Automated Temperature Control	Facility HVAC	2015	1.3333333333%	2034	5.999999882%	2034	5.999999882%
404	Industrial	Industrial Organic Chemicals	All	HVAC	Reduced Temperature Settings	Facility HVAC	2015	1.3333333333%	2034	5.999999882%	2034	5.999999882%
405	Industrial	Industrial Organic Chemicals	All	HVAC	Destratification Fans	Facility HVAC	2015	1.3333333333%	2034	5.999999882%	2034	5.999999882%
406	Industrial	Industrial Organic Chemicals	All	HVAC	Warehouse Loading Dock Seals	Facility HVAC	2015	1.3333333333%	2034	5.999999882%	2034	5.999999882%
407	Industrial	Industrial Organic Chemicals	All	HVAC	Air Curtains	Facility HVAC	2015	1.2727874593%	2034	5.727543455%	2034	5.727543455%
408	Industrial	Industrial Organic Chemicals	All	HVAC	Preventative Packaged HVAC Maintenance	Facility HVAC	2015	1.3333333333%	2034	5.999999882%	2034	5.999999882%
409	Industrial	Industrial Organic Chemicals	All	HVAC	Heat Recovery from Processes to Heat Ventilation Make-up Air	*N/A	*N/A	*N/A	*N/A	*N/A	*N/A	*N/A
410	Industrial	Industrial Organic Chemicals	All	FL	High efficiency ballasts for lighting	Facility Lighting	2015	1.3333333333%	2034	5.999999882%	2034	5.999999882%
411	Industrial	Industrial Organic Chemicals	All	FL	High Efficiency Light fixtures	Facility Lighting	2015	1.3333333333%	2034	5.999999882%	2034	5.999999882%
412	Industrial	Industrial Organic Chemicals	All	FL	Efficient Lighting Design	Facility Lighting	2015	1.3333333333%	2034	5.999999882%	2034	5.999999882%
413	Industrial	Industrial Organic Chemicals	All	FL	Lighting controls: on/off timer settings	Facility Lighting	2015	1.3333333333%	2034	5.999999882%	2034	5.999999882%
414	Industrial	Industrial Organic Chemicals	All	FL	Lighting controls: occupancy sensors	Facility Lighting	2015	0.3307145224%	2034	1.488215322%	2034	1.488215322%
415	Industrial	Industrial Organic Chemicals	All	HVAC	Ventilation Optimization	Facility HVAC	2015	1.3333333333%	2034	5.999999882%	2034	5.999999882%
416	Industrial	Industrial Organic Chemicals	All	HVAC	Premium efficiency ventilation control with VSD	Facility HVAC	2015	1.3333333333%	2034	5.999999882%	2034	5.999999882%
417	Industrial	Industrial Organic Chemicals	All	HVAC	Demand-Controlled Ventilation	Facility HVAC	2015	0.4370693582%	2034	1.966812073%	2034	1.966812073%

*N/A: Measure did not pass measure level screening and therefore was not included in a program.

MEASURE DESCRIPTION							PARTICIPATION HIGH CASE					
Measure ID	Sector	Sub-Sector	Building Type	End Use	Measure Name	Program	First Year of Participation (So Year)	First Year Annual Participation Rate (So)	Year of Maximum Annual Participation (Smax Year)	Maximum Annual Participation Rate (Smax)	Final Year of Participation (Fo Year)	Final Year Annual Participation Rate (Fo)
418	Industrial	Industrial Organic Chemicals	All	HVAC	Optimized duct design to improve efficiency	Facility HVAC	2015	1.3333333333%	2034	5.999999882%	2034	5.999999882%
419	Industrial	Petroleum Refining	All	HVAC	Air Source Heat Pump for Backup Generators	Facility HVAC	2015	0.1118201634%	2034	0.503190725%	2034	0.503190725%
420	Industrial	Petroleum Refining	All	HVAC	Free cooling	Facility HVAC	2015	1.3333333333%	2034	5.999999882%	2034	5.999999882%
421	Industrial	Petroleum Refining	All	HVAC	Radiant Heaters	*N/A	*N/A	*N/A	*N/A	*N/A	*N/A	*N/A
422	Industrial	Petroleum Refining	All	HVAC	High efficiency non-packaged HVAC equipment	*N/A	*N/A	*N/A	*N/A	*N/A	*N/A	*N/A
423	Industrial	Petroleum Refining	All	HVAC	Seasonal Temperature Settings Adjustments	Facility HVAC	2015	1.3333333333%	2034	5.999999882%	2034	5.999999882%
424	Industrial	Petroleum Refining	All	HVAC	High-efficiency rooftop AC with an EER of 13.5	Facility HVAC	2015	1.3333333333%	2034	5.999999882%	2034	5.999999882%
425	Industrial	Petroleum Refining	All	HVAC	Ground Source Heat Pump	Facility HVAC	2015	0.0020870013%	2034	0.009391506%	2034	0.009391506%
426	Industrial	Petroleum Refining	All	HVAC	Ventilation Heat Recovery	Facility HVAC	2015	0.0000070874%	2034	0.000031893%	2034	0.000031893%
427	Industrial	Petroleum Refining	All	HVAC	Automated Temperature Control	Facility HVAC	2015	1.3333333333%	2034	5.999999882%	2034	5.999999882%
428	Industrial	Petroleum Refining	All	HVAC	Reduced Temperature Settings	Facility HVAC	2015	1.3333333333%	2034	5.999999882%	2034	5.999999882%
429	Industrial	Petroleum Refining	All	HVAC	Destratification Fans	Facility HVAC	2015	1.3333333333%	2034	5.999999882%	2034	5.999999882%
430	Industrial	Petroleum Refining	All	HVAC	Warehouse Loading Dock Seals	Facility HVAC	2015	1.3333333333%	2034	5.999999882%	2034	5.999999882%
431	Industrial	Petroleum Refining	All	HVAC	Air Curtains	Facility HVAC	2015	1.2727874593%	2034	5.727543455%	2034	5.727543455%
432	Industrial	Petroleum Refining	All	HVAC	Preventative Packaged HVAC Maintenance	Facility HVAC	2015	1.3333333333%	2034	5.999999882%	2034	5.999999882%
433	Industrial	Petroleum Refining	All	HVAC	Heat Recovery from Processes to Heat Ventilation Make-up Air	*N/A	*N/A	*N/A	*N/A	*N/A	*N/A	*N/A
434	Industrial	Petroleum Refining	All	FL	High efficiency ballasts for lighting	Facility Lighting	2015	1.3333333333%	2034	5.999999882%	2034	5.999999882%
435	Industrial	Petroleum Refining	All	FL	High Efficiency Light fixtures	Facility Lighting	2015	1.3333333333%	2034	5.999999882%	2034	5.999999882%
436	Industrial	Petroleum Refining	All	FL	Efficient Lighting Design	Facility Lighting	2015	1.3333333333%	2034	5.999999882%	2034	5.999999882%
437	Industrial	Petroleum Refining	All	FL	Lighting controls: on/off timer settings	Facility Lighting	2015	1.3333333333%	2034	5.999999882%	2034	5.999999882%
438	Industrial	Petroleum Refining	All	FL	Lighting controls: occupancy sensors	Facility Lighting	2015	0.3307145224%	2034	1.488215322%	2034	1.488215322%
439	Industrial	Petroleum Refining	All	HVAC	Ventilation Optimization	Facility HVAC	2015	1.3333333333%	2034	5.999999882%	2034	5.999999882%
440	Industrial	Petroleum Refining	All	HVAC	Premium efficiency ventilation control with VSD	Facility HVAC	2015	1.3333333333%	2034	5.999999882%	2034	5.999999882%
441	Industrial	Petroleum Refining	All	HVAC	Demand-Controlled Ventilation	Facility HVAC	2015	0.4370693582%	2034	1.966812073%	2034	1.966812073%
442	Industrial	Petroleum Refining	All	HVAC	Optimized duct design to improve efficiency	Facility HVAC	2015	1.3333333333%	2034	5.999999882%	2034	5.999999882%
443	Industrial	Plastics & Polymers	All	HVAC	Air Source Heat Pump for Backup Generators	Facility HVAC	2015	0.1118201634%	2034	0.503190725%	2034	0.503190725%
444	Industrial	Plastics & Polymers	All	HVAC	Free cooling	Facility HVAC	2015	1.3333333333%	2034	5.999999882%	2034	5.999999882%
445	Industrial	Plastics & Polymers	All	HVAC	Radiant Heaters	*N/A	*N/A	*N/A	*N/A	*N/A	*N/A	*N/A
446	Industrial	Plastics & Polymers	All	HVAC	High efficiency non-packaged HVAC equipment	*N/A	*N/A	*N/A	*N/A	*N/A	*N/A	*N/A
447	Industrial	Plastics & Polymers	All	HVAC	Seasonal Temperature Settings Adjustments	Facility HVAC	2015	1.3333333333%	2034	5.999999882%	2034	5.999999882%
448	Industrial	Plastics & Polymers	All	HVAC	High-efficiency rooftop AC with an EER of 13.5	Facility HVAC	2015	1.3333333333%	2034	5.999999882%	2034	5.999999882%
449	Industrial	Plastics & Polymers	All	HVAC	Ground Source Heat Pump	Facility HVAC	2015	0.0020870013%	2034	0.009391506%	2034	0.009391506%
450	Industrial	Plastics & Polymers	All	HVAC	Ventilation Heat Recovery	Facility HVAC	2015	0.0000070874%	2034	0.000031893%	2034	0.000031893%
451	Industrial	Plastics & Polymers	All	HVAC	Automated Temperature Control	Facility HVAC	2015	1.3333333333%	2034	5.999999882%	2034	5.999999882%
452	Industrial	Plastics & Polymers	All	HVAC	Reduced Temperature Settings	Facility HVAC	2015	1.3333333333%	2034	5.999999882%	2034	5.999999882%
453	Industrial	Plastics & Polymers	All	HVAC	Destratification Fans	Facility HVAC	2015	1.3333333333%	2034	5.999999882%	2034	5.999999882%
454	Industrial	Plastics & Polymers	All	HVAC	Warehouse Loading Dock Seals	Facility HVAC	2015	1.3333333333%	2034	5.999999882%	2034	5.999999882%
455	Industrial	Plastics & Polymers	All	HVAC	Air Curtains	Facility HVAC	2015	1.2727874593%	2034	5.727543455%	2034	5.727543455%
456	Industrial	Plastics & Polymers	All	HVAC	Preventative Packaged HVAC Maintenance	Facility HVAC	2015	1.3333333333%	2034	5.999999882%	2034	5.999999882%
457	Industrial	Plastics & Polymers	All	HVAC	Heat Recovery from Processes to Heat Ventilation Make-up Air	*N/A	*N/A	*N/A	*N/A	*N/A	*N/A	*N/A
458	Industrial	Plastics & Polymers	All	FL	High efficiency ballasts for lighting	Facility Lighting	2015	1.3333333333%	2034	5.999999882%	2034	5.999999882%
459	Industrial	Plastics & Polymers	All	FL	High Efficiency Light fixtures	Facility Lighting	2015	1.3333333333%	2034	5.999999882%	2034	5.999999882%
460	Industrial	Plastics & Polymers	All	FL	Efficient Lighting Design	Facility Lighting	2015	1.3333333333%	2034	5.999999882%	2034	5.999999882%
461	Industrial	Plastics & Polymers	All	FL	Lighting controls: on/off timer settings	Facility Lighting	2015	1.3333333333%	2034	5.999999882%	2034	5.999999882%
462	Industrial	Plastics & Polymers	All	FL	Lighting controls: occupancy sensors	Facility Lighting	2015	0.3307145224%	2034	1.488215322%	2034	1.488215322%
463	Industrial	Plastics & Polymers	All	HVAC	Ventilation Optimization	Facility HVAC	2015	1.3333333333%	2034	5.999999882%	2034	5.999999882%
464	Industrial	Plastics & Polymers	All	HVAC	Premium efficiency ventilation control with VSD	Facility HVAC	2015	1.3333333333%	2034	5.999999882%	2034	5.999999882%
465	Industrial	Plastics & Polymers	All	HVAC	Demand-Controlled Ventilation	Facility HVAC	2015	0.4370693582%	2034	1.966812073%	2034	1.966812073%
466	Industrial	Plastics & Polymers	All	HVAC	Optimized duct design to improve efficiency	Facility HVAC	2015	1.3333333333%	2034	5.999999882%	2034	5.999999882%

*N/A: Measure did not pass measure level screening and therefore was not included in a program.

Appendix B: Net-to-Gross Ratios

The table below shows program net-to-gross (NTG) assumptions used in each scenario. The reference case ratios were developed using aveages from the sources noted below and based upon ICF expert judgment (e.g., a 0.80 default where data was insufficient for the low and high cases).

Sector	Program	NTG Low Case	NTG Refer-ence Case	NTG High Case
Residential	Residential Lighting & Appliances	0.58	0.65	0.71
Residential	Residential Home Audit & Retrofit	0.75	0.83	0.92
Residential	ENERGY STAR Air Conditioning	0.72	0.80	0.88
Residential	Appliance Recycling	0.49	0.54	0.59
Residential	Home Energy Use Benchmarking	1.00	1.00	1.00
Residential	Low-Income Weatherization	1.00	1.00	1.00
Residential	Efficient New Homes	0.81	0.90	0.99
Residential	Multifamily	0.86	0.95	1.00
Residential	Water Heating	0.75	0.83	0.92
Residential	Pool Pump	0.75	0.83	1.00
Residential	Direct Load Control	1.00	1.00	1.00
Residential	Dynamic Pricing	1.00	1.00	1.00
Commercial	Commercial Prescriptive & Custom	0.68	0.76	0.84
Commercial	Small Business Solutions	0.86	0.95	0.95
Commercial	Non-Residential Dynamic Pricing	1.00	1.00	1.00
Commercial	RetroCommissioning	0.83	0.92	0.95
Commercial	Commercial New Construction	0.68	0.76	0.84
Commercial	Data Center	0.72	0.80	0.88
Industrial	Machine Drive	0.60	0.80	0.80
Industrial	Process Heating	0.60	0.80	0.80
Industrial	Process Cooling and Refrigeration	0.60	0.80	0.80
Industrial	Facility HVAC	0.60	0.80	0.80
Industrial	Facility Lighting	0.60	0.80	0.80
Industrial	Other Process/Non-Process Use	0.60	0.80	0.80

Sources:

Fagan J. (Itron); Messenger, M. (Itron); Rufo, M. (Itron); Lai, P. (CPUC). A Meta-Analysis of Net to Gross Estimates in California. April 2009.

Illinois Stakeholder Advisory Group (ilsag.org). ComEd NTG Recommendations, PY7. February 2014.

Northeast Energy Efficiency Partnerships (NEEP). Regional Energy Efficiency Database (REED). Data acquired by ICF in March 2014.

Long-Term Demand Side Management Potential in the Entergy Louisiana and Entergy Gulf States Louisiana Service Areas, Final Report, November 2014

Appendix C: Payback Acceptance Curves and Participation Approaches Utilized

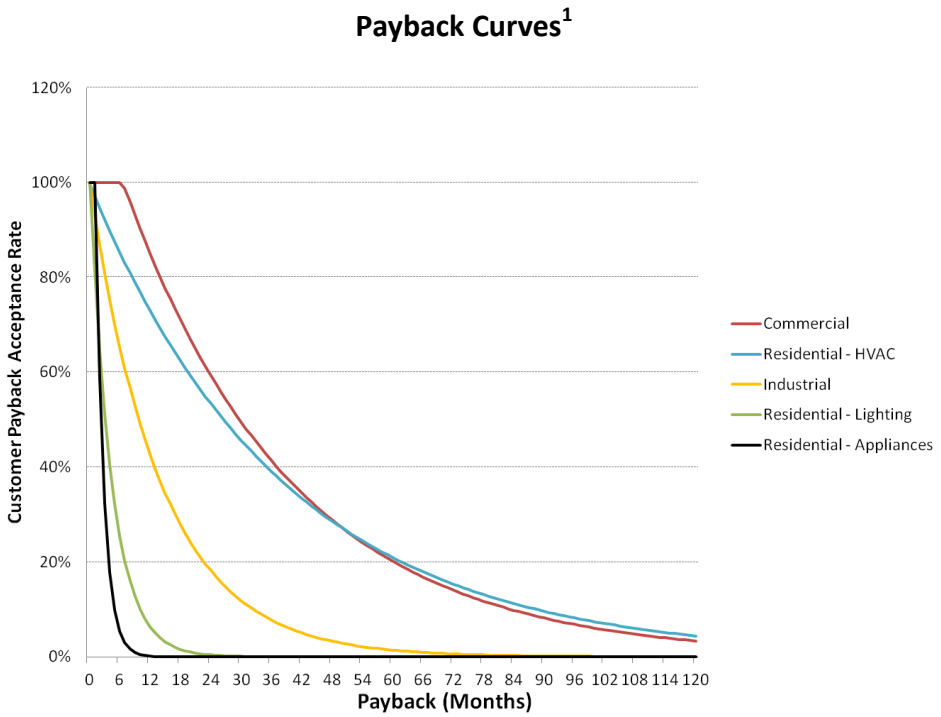

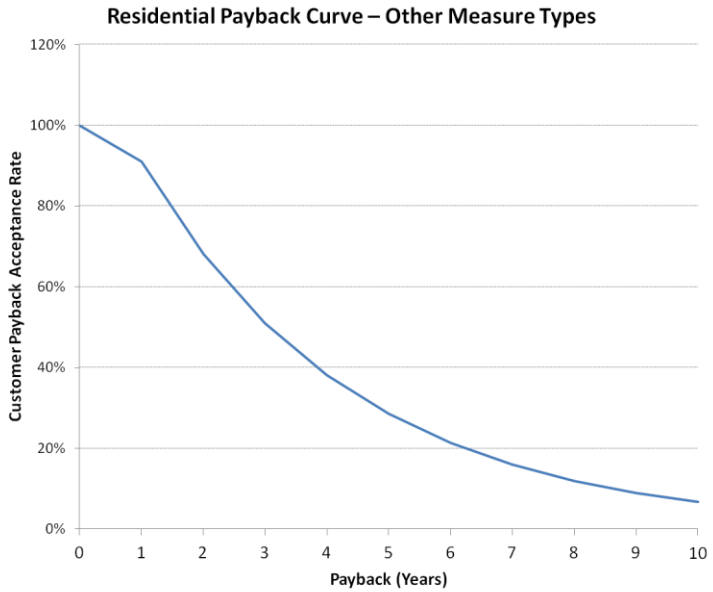

[1] To collect the data used to develop the payback curves in the first graph, customers were asked about payback acceptance in months. To collect the data used to develop the "Residential Payback Curve - Other," the survey asked customers about payback acceptance in years.

Payback Acceptance Data Sources:

1. Commercial. ICF survey of 231 non-residential customers on decision making criteria for selecting efficient HVAC units. Conducted in 2013 for a confidential utility.
2. Residential HVAC. ICF survey of 300 residential customers on decision making criteria for selecting efficient HVAC units. Conducted in 2013 for a confidential utility.
3. Industrial. U.S. Department of Energy, Industrial Assessment Center (IAC) data on industrial efficient measure implementation in Louisiana. Data accessed in 2014.
4. Residential Lighting. ICF survey of 300 residential customers on decision making criteria for selecting efficient lighting. Conducted in 2013 for a confidential utility.
5. Residential Appliance. ICF survey of 300 residential customers on decision making criteria for selecting efficient appliances. Conducted in 2013 for a confidential utility.
6. Residential - Other Measure Types. Based upon national survey of residential customers by the Shelton Group (2006).

Notes:

- The above payback acceptance curves plot months or years of simple payback against customer stated payback acceptance rates, with the exception of the industrial curve where actual payback from implemented efficiency measures was utilized to develop the curve. As stated in the body of this report, payback acceptance curves were not used in forecasting participation for all measures - they were used only for measures where payback is a valid proxy for financial acceptance.
- The table below shows which Participation Approach (see Approach section of main report for descriptions of Approach A and Approach B) was used by measure group by program, and the payback curve used, where applicable.

Sector	Program Name	Measure Group	Used Payback Curves in Forecasting Participation ?	Participation Approach	Payback Acceptance Curve Applied
Residential	Residential Lighting & Appliances	Standard CFL	Yes	A	Residential - Lighting
Residential	Residential Lighting & Appliances	Standard LED	Yes	A	Residential - Lighting
Residential	Residential Lighting & Appliances	Specialty LED	Yes	A	Residential - Lighting
Residential	Residential Lighting & Appliances	Window AC	Yes	A	Residential - Appliances
Residential	Residential Lighting & Appliances	Electronics	Yes	A	Residential - Appliances
Residential	Residential Lighting & Appliances	ENERGY STAR Dehumidifier	Yes	A	Residential - Appliances
Residential	Residential Home Audit & Retrofit	Audit	No	B	N/A
Residential	Residential Home Audit & Retrofit	Direct Install Measures	No	B	N/A
Residential	Residential Home Audit & Retrofit	Envelope Upgrades	No	B	N/A
Residential	Residential Home Audit & Retrofit	Other Upgrades	No	B	N/A
Residential	ENERGY STAR Air Conditioning	Heatpump	Yes	A	Residential - HVAC
Residential	ENERGY STAR Air Conditioning	SEER 13 Baseline	Yes	A	Residential - HVAC
Residential	ENERGY STAR Air Conditioning	SEER 14 Baseline	Yes	A	Residential - HVAC
Residential	ENERGY STAR Air Conditioning	SEER 13 Baseline - Ductless Mini-split units	Yes	A	Residential - HVAC
Residential	ENERGY STAR Air Conditioning	SEER 14 Baseline - Ductless Mini-split units	Yes	A	Residential - HVAC
Residential	ENERGY STAR Air Conditioning	Heatpump - Ductless Mini-split units	Yes	A	Residential - HVAC
Residential	ENERGY STAR Air Conditioning	AC Tune-up	Yes	A	Residential - HVAC
Residential	Appliance Recycling	Refrigerator/Freezer	No	B	N/A
Residential	Appliance Recycling	Window AC	No	B	N/A
Residential	Home Energy Use Benchmarking	Home Energy Use Benchmarking	No	B	N/A
Residential	Low-Income Weatherization	Low-Income Weatherization	No	B	N/A
Residential	Efficient New Homes	Lighting	No	B	N/A
Residential	Efficient New Homes	Non-Lighting 2015	No	B	N/A
Residential	Efficient New Homes	Non-Lighting 2016 and beyond	No	B	N/A
Residential	Multifamily	Audit Only	No	B	N/A
Residential	Multifamily	Direct Install	No	B	N/A
Residential	Multifamily	Common Area	No	B	N/A
Residential	Water Heating	Efficient water heating	Yes	A	Residential - Other
Residential	Pool Pump	Efficient Pool Pump	Yes	A	Residential - Other
Residential	Direct Load Control	Direct Load Control	No	B	N/A
Residential	Dynamic Pricing	Non-Enabled Dynamic Pricing	No	B	N/A
Commercial	Commercial Prescriptive & Custom	Unitary HVAC 2015 baseline	Yes	A	Commercial
Commercial	Commercial Prescriptive & Custom	Unitary HVAC 2016 baseline	Yes	A	Commercial
Commercial	Commercial Prescriptive & Custom	Chillers	Yes	A	Commercial
Commercial	Commercial Prescriptive & Custom	VFD	Yes	A	Commercial
Commercial	Commercial Prescriptive & Custom	Other HVAC	Yes	A	Commercial
Commercial	Commercial Prescriptive & Custom	Reduced Wattage T8/T5 Lamps	Yes	A	Commercial
Commercial	Commercial Prescriptive & Custom	Linear Florescent Fixture Upgrade	Yes	A	Commercial
Commercial	Commercial Prescriptive & Custom	Commercial Standard CFL	Yes	A	Commercial
Commercial	Commercial Prescriptive & Custom	A-Line LED Bulbs	Yes	A	Commercial
Commercial	Commercial Prescriptive & Custom	Reflector LED Bulbs	Yes	A	Commercial
Commercial	Commercial Prescriptive & Custom	Efficient High Bay Lighting	Yes	A	Commercial
Commercial	Commercial Prescriptive & Custom	Lighting Controls	Yes	A	Commercial
Commercial	Commercial Prescriptive & Custom	LED Exit Signs	Yes	A	Commercial
Commercial	Commercial Prescriptive & Custom	Refrigeration	Yes	A	Commercial
Commercial	Commercial Prescriptive & Custom	Water Heating	Yes	A	Commercial
Commercial	Commercial Prescriptive & Custom	Food Service	Yes	A	Commercial
Commercial	Small Business Solutions	AC Tune-up	Yes	A	Commercial
Commercial	Small Business Solutions	Lighting Direct Install	Yes	A	Commercial
Commercial	Small Business Solutions	Refrigeration Direct Install	Yes	A	Commercial
Commercial	Small Business Solutions	Plumbing Fixture Direct Install	Yes	A	Commercial
Commercial	Small Business Solutions	Other Upgrades	No	B	N/A
Commercial	Non-Residential Dynamic Pricing	Non-Enabled Dynamic Pricing	No	B	N/A
Commercial	RetroCommissioning	RCx of 100,000+ sqft Commercial Buildings	No	B	N/A
Commercial	RetroCommissioning	RCx of Mid-size Commercial Buildings	No	B	N/A
Commercial	Commercial New Construction	ASHRAE90.1-2010 Baseline	No	B	N/A
Commercial	Commercial New Construction	ASHRAE90.1-2013 Baseline	No	B	N/A
Commercial	Data Center	Data Center	No	B	N/A
Industrial	Machine Drive	Machine Drive	Yes	A	Industrial
Industrial	Process Heating	Process Heating	Yes	A	Industrial
Industrial	Process Cooling and Refrigeration	Process Cooling and Refrigeration	Yes	A	Industrial
Industrial	Other Process Uses	Other Process Uses	Yes	A	Industrial
Industrial	Electro-Chemical	Electro-Chemical	Yes	A	Industrial
Industrial	Facility HVAC	Facility HVAC	Yes	A	Industrial
Industrial	Facility Lighting	Facility Lighting	Yes	A	Industrial
Industrial	Other non-process use	Other non-process use	Yes	A	Industrial
Industrial	Other process/Other non-process use	Other process/Other non-process use	Yes	A	Industrial

Appendix D: Program Level Savings, Costs and Cost-Effectiveness

Cumulative MWh Savings Forecast, ELL

			Reference Case				Low Case				High Case			
			Year 5	Year 10	Year 15	Year 20	Year 5	Year 10	Year 15	Year 20	Year 5	Year 10	Year 15	Year 20
OpCo	**Program Name**	**Sector**	**2019**	**2024**	**2029**	**2034**	**2019**	**2024**	**2029**	**2034**	**2019**	**2024**	**2029**	**2034**
ELL	Residential Lighting & Appliances	Residential	143,255	168,274	159,912	164,939	82,355	102,716	98,276	101,485	243,980	241,592	227,234	233,072
ELL	Residential Home Audit & Retrofit	Residential	15,393	40,601	64,109	86,554	8,473	24,016	37,641	50,105	45,148	128,007	209,473	288,491
ELL	ENERGY STAR Air Conditioning	Residential	32,981	85,737	129,257	148,537	22,681	66,671	106,042	126,188	45,549	111,896	165,630	187,739
ELL	Appliance Recycling	Residential	14,826	19,922	17,064	18,346	10,675	14,344	12,286	13,209	19,570	26,297	22,524	24,217
ELL	Home Energy Use Benchmarking	Residential	10,265	11,037	11,866	12,758	5,133	5,518	5,933	6,379	20,531	22,074	23,732	25,516
ELL	Low-Income Weatherization	Residential	5,300	10,998	16,095	17,305	5,300	10,998	16,095	17,305	5,300	10,998	16,095	17,305
ELL	Efficient New Homes	Residential	7,590	12,896	16,219	21,134	3,262	5,721	7,217	9,510	9,184	15,604	19,625	25,572
ELL	Multifamily	Residential	4,387	4,187	1,080	1,161	3,755	3,668	972	1,045	4,618	4,407	1,137	1,222
ELL	Water Heating	Residential	6,157	16,185	25,698	28,644	1,809	5,381	8,978	10,450	10,442	25,999	40,203	44,351
ELL	Pool Pump	Residential	5,243	13,782	17,775	19,168	1,605	4,775	6,687	7,303	6,318	15,729	19,572	21,085
ELL	Direct Load Control	Residential	0	0	0	0	0	0	0	0	0	0	0	0
ELL	Dynamic Pricing	Residential	0	0	0	0	0	0	0	0	0	0	0	0
ELL	Commercial Prescriptive & Custom	Commercial	166,365	444,594	623,836	662,166	91,775	268,876	395,458	427,720	425,761	1,042,083	1,418,010	1,522,672
ELL	Small Business Solutions	Commercial	34,284	95,992	157,640	186,308	12,064	37,250	63,397	77,420	44,014	108,832	171,963	193,381
ELL	Non-Residential Dynamic Pricing	Commercial	0	0	0	0	0	0	0	0	0	0	0	0
ELL	RetroCommissioning	Commercial	61,505	63,127	41,073	41,073	27,677	28,407	18,483	18,483	27,677	28,407	18,483	18,483
ELL	Commercial New Construction	Commercial	9,573	38,081	66,588	85,524	7,452	18,741	30,031	33,867	28,410	63,950	99,490	106,619
ELL	Data Center	Commercial	11,346	22,692	27,231	27,231	5,106	10,211	12,254	12,254	18,721	37,442	44,931	44,931
ELL	Machine Drive	Industrial	95,751	292,651	438,217	473,313	71,455	218,185	326,784	353,161	114,430	313,882	452,170	469,440
ELL	Process Heating	Industrial	3,178	9,943	15,899	20,436	2,383	7,458	11,924	15,327	3,729	10,693	16,517	20,818
ELL	Process Cooling and Refrigeration	Industrial	4,163	13,063	20,206	22,765	2,870	8,871	13,591	15,158	5,162	14,740	21,977	23,999
ELL	Facility HVAC	Industrial	47,947	111,806	149,444	147,429	30,201	70,224	92,468	92,001	52,823	120,613	160,903	157,637
ELL	Facility Lighting	Industrial	40,482	96,422	126,018	123,513	25,588	61,710	80,491	79,797	42,815	99,633	129,134	125,950
ELL	Other Process/Non-Process Use	Industrial	21,081	56,293	82,931	92,837	14,110	37,949	55,918	62,946	23,218	59,707	86,339	95,253
ELL	**Total DSM Portfolio**		**741,072**	**1,628,282**	**2,208,158**	**2,401,140**	**435,730**	**1,011,692**	**1,400,925**	**1,531,114**	**1,197,399**	**2,502,586**	**3,365,142**	**3,647,751**

Cumulative MWh Savings Forecast, EGSL

			Reference Case				Low Case				High Case			
			Year 5	Year 10	Year 15	Year 20	Year 5	Year 10	Year 15	Year 20	Year 5	Year 10	Year 15	Year 20
OpCo	**Program Name**	**Sector**	**2019**	**2024**	**2029**	**2034**	**2019**	**2024**	**2029**	**2034**	**2019**	**2024**	**2029**	**2034**
EGSL	Residential Lighting & Appliances	Residential	41,890	49,410	47,691	49,525	24,020	30,234	29,565	30,791	70,708	71,611	68,560	70,817
EGSL	Residential Home Audit & Retrofit	Residential	9,229	24,599	39,344	53,824	5,044	14,453	22,983	31,042	27,212	77,935	129,014	179,829
EGSL	ENERGY STAR Air Conditioning	Residential	23,461	61,594	93,947	109,737	16,238	48,232	77,622	93,833	31,861	79,041	118,320	136,353
EGSL	Appliance Recycling	Residential	8,660	11,813	10,315	11,294	6,235	8,505	7,427	8,131	11,431	15,593	13,616	14,908
EGSL	Home Energy Use Benchmarking	Residential	6,276	6,871	7,523	8,237	3,138	3,436	3,762	4,119	12,552	13,743	15,047	16,475
EGSL	Low-Income Weatherization	Residential	3,194	6,691	9,905	10,845	3,194	6,691	9,905	10,845	3,194	6,691	9,905	10,845
EGSL	Efficient New Homes	Residential	5,750	10,092	13,112	17,339	2,471	4,477	5,836	7,802	6,957	12,211	15,865	20,980
EGSL	Multifamily	Residential	2,973	2,847	756	827	2,550	2,499	680	745	3,130	2,997	795	871
EGSL	Water Heating	Residential	3,548	9,421	15,126	17,157	1,043	3,135	5,289	6,260	6,015	15,125	23,659	26,565
EGSL	Pool Pump	Residential	3,020	8,019	10,506	11,537	925	2,781	3,953	4,396	3,638	9,148	11,568	12,691
EGSL	Direct Load Control	Residential	0	0	0	0	0	0	0	0	0	0	0	0
EGSL	Dynamic Pricing	Residential	0	0	0	0	0	0	0	0	0	0	0	0
EGSL	Commercial Prescriptive & Custom	Commercial	109,336	292,121	409,593	434,517	60,272	176,533	259,438	280,391	280,229	685,835	932,881	1,001,598
EGSL	Small Business Solutions	Commercial	22,613	63,315	103,977	122,886	7,957	24,570	41,816	51,065	29,031	71,784	113,425	127,552
EGSL	Non-Residential Dynamic Pricing	Commercial	0	0	0	0	0	0	0	0	0	0	0	0
EGSL	RetroCommissioning	Commercial	40,588	41,658	27,105	27,105	18,265	18,746	12,197	12,197	62,867	64,525	41,983	41,983
EGSL	Commercial New Construction	Commercial	7,750	30,830	53,910	69,239	6,033	15,173	24,313	27,419	23,001	51,774	80,546	86,318
EGSL	Data Center	Commercial	11,562	23,125	27,750	27,750	5,203	10,406	12,487	12,487	19,078	38,156	45,787	45,787
EGSL	Machine Drive	Industrial	53,636	175,180	270,377	304,374	39,935	130,354	201,361	226,992	64,114	188,235	279,445	303,521
EGSL	Process Heating	Industrial	3,426	13,091	22,410	30,553	2,570	9,818	16,808	22,915	4,050	14,122	23,343	31,285
EGSL	Process Cooling and Refrigeration	Industrial	4,582	16,620	26,912	31,385	3,156	11,214	17,930	20,550	5,695	19,000	29,851	34,074
EGSL	Facility HVAC	Industrial	23,158	59,379	83,876	87,940	14,543	37,152	51,783	54,456	25,525	64,078	90,306	94,209
EGSL	Facility Lighting	Industrial	19,330	51,458	71,593	75,701	12,226	32,824	45,408	47,966	20,583	53,488	73,815	77,689
EGSL	Other Process/Non-Process Use	Industrial	18,624	52,424	80,116	93,672	12,456	35,326	53,968	63,397	20,665	55,856	83,633	96,336
EGSL	**Total DSM Portfolio**		**422,607**	**1,010,557**	**1,425,844**	**1,595,445**	**247,474**	**626,559**	**904,529**	**1,017,799**	**731,536**	**1,610,949**	**2,201,364**	**2,430,684**

Cumulative MWh Savings Forecast, Combined

			Reference Case				Low Case				High Case			
			Year 5	Year 10	Year 15	Year 20	Year 5	Year 10	Year 15	Year 20	Year 5	Year 10	Year 15	Year 20
OpCo	**Program Name**	**Sector**	**2019**	**2024**	**2029**	**2034**	**2019**	**2024**	**2029**	**2034**	**2019**	**2024**	**2029**	**2034**
ELL & EGSL Combined	Residential Lighting & Appliances	Residential	185,146	217,684	207,603	214,464	106,376	132,950	127,840	132,276	314,688	313,204	295,794	303,889
ELL & EGSL Combined	Residential Home Audit & Retrofit	Residential	24,622	65,200	103,453	140,378	13,516	38,469	60,623	81,147	72,360	205,942	338,486	468,320
ELL & EGSL Combined	ENERGY STAR Air Conditioning	Residential	56,442	147,330	223,205	258,274	38,919	114,903	183,664	220,021	77,410	190,938	283,950	324,092
ELL & EGSL Combined	Appliance Recycling	Residential	23,485	31,734	27,379	29,640	16,909	22,849	19,713	21,341	31,001	41,889	36,140	39,124
ELL & EGSL Combined	Home Energy Use Benchmarking	Residential	16,541	17,908	19,390	20,995	8,271	8,954	9,695	10,498	33,082	35,816	38,779	41,991
ELL & EGSL Combined	Low-Income Weatherization	Residential	8,494	17,690	26,000	28,149	8,494	17,690	26,000	28,149	8,494	17,690	26,000	28,149
ELL & EGSL Combined	Efficient New Homes	Residential	13,340	22,987	29,330	38,472	5,733	10,198	13,052	17,313	16,141	27,815	35,490	46,552
ELL & EGSL Combined	Multifamily	Residential	7,361	7,034	1,835	1,988	6,305	6,168	1,652	1,789	7,748	7,404	1,932	2,093
ELL & EGSL Combined	Water Heating	Residential	9,705	25,606	40,824	45,801	2,852	8,516	14,267	16,710	16,457	41,124	63,862	70,916
ELL & EGSL Combined	Pool Pump	Residential	8,263	21,801	28,282	30,705	2,530	7,556	10,641	11,699	9,955	24,877	31,140	33,775
ELL & EGSL Combined	Direct Load Control	Residential	0	0	0	0	0	0	0	0	0	0	0	0
ELL & EGSL Combined	Dynamic Pricing	Residential	0	0	0	0	0	0	0	0	0	0	0	0
ELL & EGSL Combined	Commercial Prescriptive & Custom	Commercial	275,701	736,715	1,033,429	1,096,683	152,047	445,409	654,896	708,111	705,989	1,727,918	2,350,892	2,524,270
ELL & EGSL Combined	Small Business Solutions	Commercial	56,897	159,307	261,618	309,194	20,022	61,820	105,212	128,485	73,045	180,616	285,388	320,933
ELL & EGSL Combined	Non-Residential Dynamic Pricing	Commercial	0	0	0	0	0	0	0	0	0	0	0	0
ELL & EGSL Combined	RetroCommissioning	Commercial	102,093	104,785	68,178	68,178	45,942	47,153	30,680	30,680	90,544	92,932	60,465	60,465
ELL & EGSL Combined	Commercial New Construction	Commercial	17,323	68,910	120,498	154,763	13,486	33,914	54,343	61,286	51,411	115,724	180,036	192,938
ELL & EGSL Combined	Data Center	Commercial	22,909	45,817	54,981	54,981	10,309	20,618	24,741	24,741	37,799	75,598	90,718	90,718
ELL & EGSL Combined	Machine Drive	Industrial	149,387	467,831	708,593	777,688	111,390	348,539	528,145	580,152	178,544	502,118	731,614	772,961
ELL & EGSL Combined	Process Heating	Industrial	6,604	23,034	38,309	50,990	4,953	17,276	28,732	38,242	7,780	24,815	39,860	52,103
ELL & EGSL Combined	Process Cooling and Refrigeration	Industrial	8,744	29,684	47,119	54,150	6,027	20,086	31,521	35,707	10,857	33,740	51,828	58,073
ELL & EGSL Combined	Facility HVAC	Industrial	71,105	171,185	233,320	235,369	44,744	107,376	144,251	146,457	78,348	184,691	251,209	251,846
ELL & EGSL Combined	Facility Lighting	Industrial	59,812	147,880	197,611	199,214	37,815	94,534	125,898	127,764	63,397	153,121	202,949	203,639
ELL & EGSL Combined	Other Process/Non-Process Use	Industrial	39,705	108,717	163,047	186,509	26,566	73,275	109,886	126,343	43,883	115,563	169,973	191,589
ELL & EGSL Combined	**Total DSM Portfolio**		**1,163,679**	**2,638,839**	**3,634,001**	**3,996,585**	**683,204**	**1,638,251**	**2,305,454**	**2,548,912**	**1,928,935**	**4,113,535**	**5,566,505**	**6,078,436**

Cumulative MW Savings Forecast, ELL

			Reference Case				Low Case				High Case			
			Year 5	Year 10	Year 15	Year 20	Year 5	Year 10	Year 15	Year 20	Year 5	Year 10	Year 15	Year 20
OpCo	**Program Name**	**Sector**	**2019**	**2024**	**2029**	**2034**	**2019**	**2024**	**2029**	**2034**	**2019**	**2024**	**2029**	**2034**
ELL	Residential Lighting & Appliances	Residential	30.8	35.9	33.9	34.9	17.7	21.8	20.6	21.3	52.7	51.9	48.7	49.9
ELL	Residential Home Audit & Retrofit	Residential	3.8	10.0	16.1	22.4	2.0	5.6	9.1	12.5	11.4	32.3	53.6	75.7
ELL	ENERGY STAR Air Conditioning	Residential	11.6	30.2	44.5	50.6	8.0	23.5	36.7	43.1	16.0	39.3	56.8	63.8
ELL	Appliance Recycling	Residential	3.2	3.6	3.2	3.5	2.3	2.6	2.3	2.5	4.2	4.8	4.2	4.6
ELL	Home Energy Use Benchmarking	Residential	0.0	0.0	0.0	0.0	0.0	0.0	0.0	0.0	0.0	0.0	0.0	0.0
ELL	Low-Income Weatherization	Residential	1.7	3.6	5.3	5.7	1.7	3.6	5.3	5.7	1.7	3.6	5.3	5.7
ELL	Efficient New Homes	Residential	1.6	3.2	4.5	5.8	0.7	1.4	2.0	2.6	2.0	3.8	5.4	7.0
ELL	Multifamily	Residential	0.3	0.2	0.1	0.1	0.3	0.2	0.1	0.1	0.3	0.2	0.1	0.1
ELL	Water Heating	Residential	0.5	1.4	2.3	2.5	0.2	0.5	0.8	0.9	0.9	2.3	3.5	3.9
ELL	Pool Pump	Residential	1.2	3.0	3.9	4.2	0.4	1.0	1.5	1.6	1.4	3.5	4.3	4.6
ELL	Direct Load Control	Residential	112.9	150.8	162.2	174.4	56.5	75.4	81.1	87.2	112.9	150.8	162.2	174.4
ELL	Dynamic Pricing	Residential	9.4	23.7	29.7	31.9	4.7	11.9	14.9	16.0	9.4	23.7	29.7	31.9
ELL	Commercial Prescriptive & Custom	Commercial	37.5	99.9	137.4	142.2	20.5	59.8	86.4	91.1	103.0	252.4	341.5	364.4
ELL	Small Business Solutions	Commercial	7.8	20.7	32.6	38.0	2.7	8.1	13.5	16.3	10.1	23.3	35.3	39.4
ELL	Non-Residential Dynamic Pricing	Commercial	13.1	29.5	32.7	32.7	6.5	14.7	16.4	16.4	13.1	29.5	32.7	32.7
ELL	RetroCommissioning	Commercial	0.9	0.9	0.6	0.6	0.4	0.4	0.3	0.3	1.3	1.4	0.9	0.9
ELL	Commercial New Construction	Commercial	1.0	3.8	6.7	8.6	0.7	1.9	3.0	3.4	2.8	6.4	10.0	10.7
ELL	Data Center	Commercial	1.3	2.6	3.1	3.1	0.6	1.2	1.4	1.4	2.1	4.3	5.1	5.1
ELL	Machine Drive	Industrial	10.9	33.4	50.0	54.0	8.2	24.9	37.3	40.3	13.1	35.8	51.6	53.6
ELL	Process Heating	Industrial	0.4	1.1	1.8	2.3	0.3	0.9	1.4	1.7	0.4	1.2	1.9	2.4
ELL	Process Cooling and Refrigeration	Industrial	0.5	1.5	2.3	2.6	0.3	1.0	1.6	1.7	0.6	1.7	2.5	2.7
ELL	Facility HVAC	Industrial	5.5	12.8	17.1	16.9	3.5	8.0	10.6	10.5	6.0	13.8	18.4	18.0
ELL	Facility Lighting	Industrial	5.0	11.9	15.5	15.2	3.2	7.6	9.9	9.8	5.3	12.3	15.9	15.5
ELL	Other Process/Non-Process Use	Industrial	2.5	6.6	9.8	10.9	1.7	4.5	6.6	7.4	2.7	7.0	10.2	11.2
ELL	**Total DSM Portfolio**		**263.4**	**490.3**	**615.1**	**663.0**	**142.8**	**280.5**	**362.4**	**393.8**	**373.6**	**705.2**	**899.8**	**978.2**

Cumulative MW Savings Forecast, EGSL

			Reference Case				Low Case				High Case			
			Year 5	Year 10	Year 15	Year 20	Year 5	Year 10	Year 15	Year 20	Year 5	Year 10	Year 15	Year 20
OpCo	**Program Name**	**Sector**	**2019**	**2024**	**2029**	**2034**	**2019**	**2024**	**2029**	**2034**	**2019**	**2024**	**2029**	**2034**
EGSL	Residential Lighting & Appliances	Residential	8.9	10.4	9.9	10.3	5.1	6.3	6.0	6.3	15.3	15.3	14.5	15.0
EGSL	Residential Home Audit & Retrofit	Residential	2.3	6.1	9.9	13.9	1.2	3.4	5.6	7.8	6.9	19.7	33.0	47.1
EGSL	ENERGY STAR Air Conditioning	Residential	7.2	18.9	28.2	32.7	5.0	14.8	23.4	28.0	9.7	24.1	35.4	40.5
EGSL	Appliance Recycling	Residential	1.8	2.1	1.9	2.1	1.3	1.5	1.4	1.5	2.4	2.8	2.5	2.8
EGSL	Home Energy Use Benchmarking	Residential	0.0	0.0	0.0	0.0	0.0	0.0	0.0	0.0	0.0	0.0	0.0	0.0
EGSL	Low-Income Weatherization	Residential	1.0	2.1	3.1	3.4	1.0	2.1	3.1	3.4	1.0	2.1	3.1	3.4
EGSL	Efficient New Homes	Residential	1.2	2.4	3.4	4.5	0.5	1.1	1.5	2.0	1.5	2.9	4.2	5.5
EGSL	Multifamily	Residential	0.2	0.1	0.0	0.0	0.2	0.1	0.0	0.0	0.2	0.1	0.0	0.1
EGSL	Water Heating	Residential	0.3	0.8	1.3	1.5	0.1	0.3	0.5	0.5	0.5	1.3	2.1	2.3
EGSL	Pool Pump	Residential	0.7	1.8	2.3	2.5	0.2	0.6	0.9	1.0	0.8	2.0	2.5	2.8
EGSL	Direct Load Control	Residential	88.3	119.9	131.3	143.7	44.1	59.9	65.6	71.9	88.3	119.9	131.3	143.7
EGSL	Dynamic Pricing	Residential	8.1	20.7	26.3	28.8	4.1	10.3	13.2	14.4	8.1	20.7	26.3	28.8
EGSL	Commercial Prescriptive & Custom	Commercial	24.7	65.9	90.5	93.7	13.5	39.4	56.9	60.0	67.9	166.4	225.1	240.2
EGSL	Small Business Solutions	Commercial	5.2	13.7	21.5	25.1	1.8	5.4	8.9	10.8	6.7	15.4	23.3	26.0
EGSL	Non-Residential Dynamic Pricing	Commercial	10.8	24.3	27.0	27.0	5.4	12.2	13.5	13.5	10.8	24.3	27.0	27.0
EGSL	RetroCommissioning	Commercial	0.6	0.6	0.4	0.4	0.3	0.3	0.2	0.2	0.9	0.9	0.6	0.6
EGSL	Commercial New Construction	Commercial	0.8	3.1	5.4	6.9	0.6	1.5	2.4	2.8	2.3	5.2	8.1	8.7
EGSL	Data Center	Commercial	1.3	2.6	3.2	3.2	0.6	1.2	1.4	1.4	2.2	4.3	5.2	5.2
EGSL	Machine Drive	Industrial	6.1	20.0	30.9	34.7	4.6	14.9	23.0	25.9	7.3	21.5	31.9	34.6
EGSL	Process Heating	Industrial	0.4	1.5	2.6	3.5	0.3	1.1	1.9	2.6	0.5	1.6	2.7	3.6
EGSL	Process Cooling and Refrigeration	Industrial	0.5	1.9	3.1	3.6	0.4	1.3	2.0	2.3	0.6	2.2	3.4	3.9
EGSL	Facility HVAC	Industrial	2.6	6.8	9.6	10.1	1.7	4.2	5.9	6.2	2.9	7.3	10.3	10.8
EGSL	Facility Lighting	Industrial	2.4	6.3	8.8	9.3	1.5	4.0	5.6	5.9	2.5	6.6	9.1	9.5
EGSL	Other Process/Non-Process Use	Industrial	2.2	6.2	9.4	11.0	1.5	4.1	6.3	7.4	2.4	6.6	9.8	11.3
EGSL	**Total DSM Portfolio**		**177.6**	**338.0**	**430.0**	**471.8**	**94.8**	**190.1**	**249.3**	**275.8**	**241.7**	**473.2**	**611.5**	**673.3**

Cumulative MW Savings Forecast, Combined

			Reference Case				Low Case				High Case			
			Year 5	Year 10	Year 15	Year 20	Year 5	Year 10	Year 15	Year 20	Year 5	Year 10	Year 15	Year 20
OpCo	**Program Name**	**Sector**	**2019**	**2024**	**2029**	**2034**	**2019**	**2024**	**2029**	**2034**	**2019**	**2024**	**2029**	**2034**
ELL & EGSL Combined	Residential Lighting & Appliances	Residential	39.8	46.2	43.8	45.1	22.8	28.1	26.7	27.5	68.0	67.2	63.2	64.9
ELL & EGSL Combined	Residential Home Audit & Retrofit	Residential	6.0	16.0	26.0	36.2	3.2	9.1	14.6	20.3	18.2	51.9	86.7	122.8
ELL & EGSL Combined	ENERGY STAR Air Conditioning	Residential	18.8	49.1	72.7	83.3	13.0	38.3	60.1	71.1	25.7	63.4	92.1	104.3
ELL & EGSL Combined	Appliance Recycling	Residential	5.0	5.7	5.1	5.6	3.6	4.1	3.7	4.0	6.6	7.6	6.8	7.3
ELL & EGSL Combined	Home Energy Use Benchmarking	Residential	0.0	0.0	0.0	0.0	0.0	0.0	0.0	0.0	0.0	0.0	0.0	0.0
ELL & EGSL Combined	Low-Income Weatherization	Residential	2.8	5.7	8.4	9.1	2.8	5.7	8.4	9.1	2.8	5.7	8.4	9.1
ELL & EGSL Combined	Efficient New Homes	Residential	2.8	5.5	7.9	10.4	1.2	2.5	3.5	4.7	3.4	6.7	9.6	12.5
ELL & EGSL Combined	Multifamily	Residential	0.5	0.3	0.1	0.1	0.4	0.3	0.1	0.1	0.5	0.3	0.1	0.1
ELL & EGSL Combined	Water Heating	Residential	0.9	2.2	3.6	4.0	0.3	0.7	1.3	1.5	1.4	3.6	5.6	6.2
ELL & EGSL Combined	Pool Pump	Residential	1.8	4.8	6.2	6.7	0.6	1.7	2.3	2.6	2.2	5.5	6.8	7.4
ELL & EGSL Combined	Direct Load Control	Residential	201.2	270.7	293.4	318.1	100.6	135.4	146.7	159.0	201.2	270.7	293.4	318.1
ELL & EGSL Combined	Dynamic Pricing	Residential	17.5	44.4	56.0	60.7	8.8	22.2	28.0	30.4	17.5	44.4	56.0	60.7
ELL & EGSL Combined	Commercial Prescriptive & Custom	Commercial	62.3	165.8	227.9	235.8	34.0	99.3	143.3	151.1	170.9	418.8	566.6	604.6
ELL & EGSL Combined	Small Business Solutions	Commercial	13.0	34.4	54.1	63.0	4.5	13.5	22.4	27.1	16.7	38.8	58.7	65.3
ELL & EGSL Combined	Non-Residential Dynamic Pricing	Commercial	23.9	53.8	59.8	59.8	12.0	26.9	29.9	29.9	23.9	53.8	59.8	59.8
ELL & EGSL Combined	RetroCommissioning	Commercial	1.4	1.5	1.0	1.0	0.6	0.7	0.4	0.4	2.2	2.3	1.5	1.5
ELL & EGSL Combined	Commercial New Construction	Commercial	1.7	6.9	12.1	15.5	1.4	3.4	5.5	6.1	5.2	11.6	18.1	19.4
ELL & EGSL Combined	Data Center	Commercial	2.6	5.2	6.3	6.3	1.2	2.3	2.8	2.8	4.3	8.6	10.3	10.3
ELL & EGSL Combined	Machine Drive	Industrial	17.1	53.4	80.9	88.8	12.7	39.8	60.3	66.2	20.4	57.3	83.5	88.2
ELL & EGSL Combined	Process Heating	Industrial	0.8	2.6	4.4	5.8	0.6	2.0	3.3	4.4	0.9	2.8	4.5	5.9
ELL & EGSL Combined	Process Cooling and Refrigeration	Industrial	1.0	3.4	5.4	6.2	0.7	2.3	3.6	4.1	1.2	3.9	5.9	6.6
ELL & EGSL Combined	Facility HVAC	Industrial	8.1	19.6	26.7	26.9	5.1	12.3	16.5	16.8	9.0	21.1	28.7	28.8
ELL & EGSL Combined	Facility Lighting	Industrial	7.4	18.2	24.3	24.5	4.7	11.6	15.5	15.7	7.8	18.8	25.0	25.0
ELL & EGSL Combined	Other Process/Non-Process Use	Industrial	4.7	12.8	19.2	21.9	3.1	8.6	12.9	14.8	5.2	13.6	20.0	22.4
ELL & EGSL Combined	**Total DSM Portfolio**		**441.0**	**828.4**	**1045.1**	**1134.9**	**237.6**	**470.6**	**611.8**	**669.6**	**615.2**	**1178.5**	**1511.3**	**1651.4**

Annual Program Cost Forecast (2014 $Millions), ELL

			Reference Case				Low Case				High Case			
			Year 5	Year 10	Year 15	Year 20	Year 5	Year 10	Year 15	Year 20	Year 5	Year 10	Year 15	Year 20
OpCo	**Program Name**	**Sector**	**2019**	**2024**	**2029**	**2034**	**2019**	**2024**	**2029**	**2034**	**2019**	**2024**	**2029**	**2034**
ELL	Residential Lighting & Appliances	Residential	$8.0	$3.2	$2.2	$2.6	$4.4	$2.0	$1.6	$1.9	$22.4	$6.1	$5.7	$6.8
ELL	Residential Home Audit & Retrofit	Residential	$2.9	$3.4	$4.1	$4.8	$1.9	$2.3	$2.7	$3.3	$14.1	$16.7	$19.9	$23.6
ELL	ENERGY STAR Air Conditioning	Residential	$4.6	$5.8	$6.9	$8.1	$2.9	$4.0	$4.7	$5.6	$12.8	$15.8	$18.8	$22.3
ELL	Appliance Recycling	Residential	$0.8	$0.7	$0.9	$1.0	$0.7	$0.6	$0.8	$0.9	$1.0	$0.9	$1.1	$1.2
ELL	Home Energy Use Benchmarking	Residential	$0.4	$0.5	$0.6	$0.7	$0.2	$0.2	$0.3	$0.3	$1.0	$1.2	$1.5	$1.7
ELL	Low-Income Weatherization	Residential	$1.7	$2.0	$2.4	$2.8	$1.7	$2.0	$2.4	$2.8	$1.7	$2.0	$2.4	$2.8
ELL	Efficient New Homes	Residential	$1.7	$2.0	$2.4	$2.9	$0.9	$1.0	$1.2	$1.5	$2.4	$2.8	$3.3	$3.9
ELL	Multifamily	Residential	$0.0	$0.0	$0.0	$0.0	$0.0	$0.0	$0.0	$0.0	$0.0	$0.1	$0.1	$0.1
ELL	Water Heating	Residential	$0.8	$1.0	$1.2	$1.5	$0.2	$0.3	$0.4	$0.4	$1.7	$2.0	$2.4	$2.9
ELL	Pool Pump	Residential	$0.7	$0.8	$1.0	$1.2	$0.2	$0.3	$0.3	$0.4	$1.3	$1.6	$1.9	$2.2
ELL	Direct Load Control	Residential	$6.9	$8.2	$9.7	$11.5	$3.3	$3.9	$4.6	$5.5	$6.6	$7.8	$9.3	$11.0
ELL	Dynamic Pricing	Residential	$0.3	$0.3	$0.3	$0.3	$0.2	$0.2	$0.2	$0.2	$0.3	$0.3	$0.3	$0.3
ELL	Commercial Prescriptive & Custom	Commercial	$18.5	$24.2	$26.9	$29.7	$8.8	$11.7	$13.0	$14.3	$87.0	$100.1	$110.6	$122.2
ELL	Small Business Solutions	Commercial	$5.1	$6.8	$7.5	$8.3	$1.5	$2.0	$2.3	$2.5	$6.5	$7.7	$8.5	$9.3
ELL	Non-Residential Dynamic Pricing	Commercial	$0.3	$0.3	$0.3	$0.3	$0.3	$0.3	$0.3	$0.3	$0.3	$0.3	$0.3	$0.3
ELL	RetroCommissioning	Commercial	$3.1	$1.6	$1.7	$1.9	$2.0	$1.0	$1.1	$1.2	$4.4	$2.2	$2.5	$2.7
ELL	Commercial New Construction	Commercial	$0.8	$1.3	$1.5	$1.6	$0.4	$0.6	$0.7	$0.7	$2.8	$3.3	$3.6	$4.0
ELL	Data Center	Commercial	$0.7	$0.8	$0.9	$1.0	$0.4	$0.4	$0.5	$0.5	$1.3	$1.4	$1.6	$1.7
ELL	Machine Drive	Industrial	$9.3	$12.6	$10.9	$9.5	$4.9	$6.7	$5.8	$5.0	$13.7	$15.5	$13.2	$11.5
ELL	Process Heating	Industrial	$0.3	$0.5	$0.4	$0.4	$0.2	$0.2	$0.2	$0.2	$0.4	$0.6	$0.5	$0.5
ELL	Process Cooling and Refrigeration	Industrial	$0.4	$0.6	$0.6	$0.6	$0.2	$0.3	$0.3	$0.3	$0.6	$0.8	$0.8	$0.7
ELL	Facility HVAC	Industrial	$3.6	$3.5	$3.2	$3.0	$1.6	$1.6	$1.5	$1.4	$4.8	$4.6	$4.2	$4.0
ELL	Facility Lighting	Industrial	$2.9	$2.8	$2.5	$2.3	$1.3	$1.3	$1.2	$1.1	$3.8	$3.6	$3.2	$3.0
ELL	Other Process/Non-Process Use	Industrial	$1.7	$2.0	$2.0	$2.0	$0.8	$1.0	$1.0	$1.0	$2.3	$2.6	$2.5	$2.5
ELL	**Total DSM Portfolio**		**$75.6**	**$84.9**	**$90.0**	**$98.0**	**$39.1**	**$44.0**	**$46.9**	**$51.4**	**$193.1**	**$200.0**	**$218.1**	**$241.3**

Cost Forecast (2014 $Millions), EGSL

		Reference Case				Low Case				High Case			
		Year 5	Year 10	Year 15	Year 20	Year 5	Year 10	Year 15	Year 20	Year 5	Year 10	Year 15	Year 20
Program Name	**Sector**	**2019**	**2024**	**2029**	**2034**	**2019**	**2024**	**2029**	**2034**	**2019**	**2024**	**2029**	**2034**
Residential Lighting & Appliances	Residential	$2.5	$1.3	$1.2	$1.4	$1.4	$0.9	$0.9	$1.0	$7.1	$3.0	$3.2	$3.9
Residential Home Audit & Retrofit	Residential	$2.0	$2.4	$2.9	$3.5	$1.3	$1.6	$2.0	$2.4	$9.4	$11.3	$13.7	$16.5
ENERGY STAR Air Conditioning	Residential	$2.8	$3.6	$4.4	$5.3	$1.9	$2.6	$3.2	$3.9	$8.2	$10.3	$12.5	$15.1
Appliance Recycling	Residential	$0.5	$0.4	$0.5	$0.6	$0.4	$0.4	$0.5	$0.5	$0.6	$0.5	$0.6	$0.8
Home Energy Use Benchmarking	Residential	$0.3	$0.3	$0.4	$0.5	$0.1	$0.1	$0.2	$0.2	$0.6	$0.7	$0.9	$1.1
Low-Income Weatherization	Residential	$1.0	$1.2	$1.4	$1.7	$1.0	$1.2	$1.4	$1.7	$1.0	$1.2	$1.4	$1.7
Efficient New Homes	Residential	$1.2	$1.5	$1.8	$2.1	$0.6	$0.8	$1.0	$1.2	$1.7	$2.0	$2.4	$2.9
Multifamily	Residential	$0.0	$0.0	$0.0	$0.0	$0.0	$0.0	$0.0	$0.0	$0.0	$0.0	$0.0	$0.1
Water Heating	Residential	$0.5	$0.6	$0.7	$0.9	$0.1	$0.2	$0.2	$0.3	$0.9	$1.2	$1.4	$1.7
Pool Pump	Residential	$0.4	$0.5	$0.6	$0.7	$0.1	$0.2	$0.2	$0.2	$0.7	$0.9	$1.1	$1.3
Direct Load Control	Residential	$5.3	$6.4	$7.7	$9.3	$2.5	$3.1	$3.7	$4.5	$5.1	$6.1	$7.4	$8.9
Dynamic Pricing	Residential	$0.3	$0.3	$0.3	$0.3	$0.2	$0.2	$0.2	$0.2	$0.3	$0.3	$0.3	$0.3
Commercial Prescriptive & Custom	Commercial	$12.0	$15.7	$17.4	$19.2	$6.3	$8.5	$9.5	$10.4	$55.0	$63.3	$70.0	$77.3
Small Business Solutions	Commercial	$3.3	$4.4	$4.9	$5.4	$1.0	$1.3	$1.5	$1.6	$4.2	$5.0	$5.5	$6.1
Non-Residential Dynamic Pricing	Commercial	$0.3	$0.3	$0.3	$0.3	$0.3	$0.3	$0.3	$0.3	$0.3	$0.3	$0.3	$0.3
RetroCommissioning	Commercial	$2.0	$1.0	$1.1	$1.2	$1.3	$0.7	$0.7	$0.8	$2.9	$1.4	$1.6	$1.8
Commercial New Construction	Commercial	$0.6	$1.1	$1.2	$1.3	$0.4	$0.5	$0.5	$0.6	$2.3	$2.6	$2.9	$3.2
Data Center	Commercial	$0.7	$0.8	$0.9	$1.0	$0.2	$0.2	$0.2	$0.2	$1.5	$1.6	$1.8	$1.9
Machine Drive	Industrial	$5.5	$7.8	$7.1	$6.5	$2.9	$4.1	$3.8	$3.5	$8.1	$9.6	$8.7	$8.0
Process Heating	Industrial	$0.4	$0.6	$0.7	$0.7	$0.2	$0.3	$0.4	$0.4	$0.6	$0.8	$0.8	$0.8
Process Cooling and Refrigeration	Industrial	$0.5	$0.8	$0.9	$0.9	$0.3	$0.4	$0.4	$0.5	$0.8	$1.1	$1.2	$1.2
Facility HVAC	Industrial	$1.9	$2.0	$2.0	$2.0	$0.9	$0.9	$0.9	$0.9	$2.6	$2.7	$2.6	$2.6
Facility Lighting	Industrial	$1.6	$1.7	$1.6	$1.6	$0.7	$0.8	$0.7	$0.7	$2.1	$2.1	$2.1	$2.0
Other Process/Non-Process Use	Industrial	$1.5	$2.0	$2.1	$2.2	$0.7	$1.0	$1.0	$1.1	$2.1	$2.5	$2.6	$2.8
Total DSM Portfolio		**$47.3**	**$56.7**	**$62.0**	**$68.7**	**$24.9**	**$30.1**	**$33.2**	**$37.0**	**$118.0**	**$130.8**	**$145.1**	**$162.3**

Annual Program Cost Forecast (2014 $Millions), Combined

			Reference Case				Low Case				High Case			
			Year 5	Year 10	Year 15	Year 20	Year 5	Year 10	Year 15	Year 20	Year 5	Year 10	Year 15	Year 20
OpCo	**Program Name**	**Sector**	**2019**	**2024**	**2029**	**2034**	**2019**	**2024**	**2029**	**2034**	**2019**	**2024**	**2029**	**2034**
ELL & EGSL Combined	Residential Lighting & Appliances	Residential	$10.6	$4.5	$3.4	$4.0	$5.8	$2.9	$2.4	$2.9	$29.6	$9.1	$9.0	$10.7
ELL & EGSL Combined	Residential Home Audit & Retrofit	Residential	$4.9	$5.8	$7.0	$8.4	$3.3	$3.9	$4.7	$5.6	$23.5	$28.1	$33.6	$40.1
ELL & EGSL Combined	ENERGY STAR Air Conditioning	Residential	$7.4	$9.4	$11.2	$13.4	$4.8	$6.6	$7.9	$9.5	$21.0	$26.2	$31.3	$37.5
ELL & EGSL Combined	Appliance Recycling	Residential	$1.3	$1.1	$1.4	$1.6	$1.2	$1.0	$1.2	$1.5	$1.6	$1.4	$1.7	$2.0
ELL & EGSL Combined	Home Energy Use Benchmarking	Residential	$0.7	$0.8	$1.0	$1.2	$0.3	$0.3	$0.4	$0.5	$1.7	$2.0	$2.4	$2.8
ELL & EGSL Combined	Low-Income Weatherization	Residential	$2.7	$3.2	$3.8	$4.5	$2.7	$3.2	$3.8	$4.5	$2.7	$3.2	$3.8	$4.5
ELL & EGSL Combined	Efficient New Homes	Residential	$3.0	$3.5	$4.2	$5.0	$1.5	$1.8	$2.2	$2.7	$4.2	$4.9	$5.8	$6.8
ELL & EGSL Combined	Multifamily	Residential	$0.0	$0.0	$0.1	$0.1	$0.0	$0.0	$0.1	$0.1	$0.1	$0.1	$0.1	$0.1
ELL & EGSL Combined	Water Heating	Residential	$1.3	$1.6	$2.0	$2.3	$0.4	$0.5	$0.6	$0.7	$2.6	$3.2	$3.8	$4.6
ELL & EGSL Combined	Pool Pump	Residential	$1.1	$1.3	$1.6	$1.9	$0.3	$0.4	$0.5	$0.6	$2.0	$2.5	$3.0	$3.6
ELL & EGSL Combined	Direct Load Control	Residential	$12.2	$14.6	$17.4	$20.8	$5.8	$7.0	$8.3	$10.0	$11.6	$13.9	$16.7	$19.9
ELL & EGSL Combined	Dynamic Pricing	Residential	$0.5	$0.5	$0.5	$0.5	$0.4	$0.4	$0.4	$0.4	$0.5	$0.5	$0.5	$0.5
ELL & EGSL Combined	Commercial Prescriptive & Custom	Commercial	$30.6	$39.9	$44.3	$48.9	$15.1	$20.2	$22.4	$24.8	$142.0	$163.5	$180.6	$199.4
ELL & EGSL Combined	Small Business Solutions	Commercial	$8.5	$11.1	$12.4	$13.6	$2.4	$3.4	$3.7	$4.1	$10.7	$12.6	$14.0	$15.4
ELL & EGSL Combined	Non-Residential Dynamic Pricing	Commercial	$0.5	$0.5	$0.5	$0.5	$0.5	$0.5	$0.5	$0.5	$0.5	$0.5	$0.5	$0.5
ELL & EGSL Combined	RetroCommissioning	Commercial	$5.1	$2.6	$2.9	$3.2	$3.3	$1.7	$1.9	$2.0	$7.3	$3.7	$4.1	$4.5
ELL & EGSL Combined	Commercial New Construction	Commercial	$1.4	$2.4	$2.6	$2.9	$0.8	$1.1	$1.2	$1.3	$5.1	$5.9	$6.6	$7.2
ELL & EGSL Combined	Data Center	Commercial	$1.4	$1.6	$1.7	$1.9	$0.6	$0.6	$0.6	$0.7	$2.8	$3.0	$3.3	$3.6
ELL & EGSL Combined	Machine Drive	Industrial	$14.9	$20.4	$18.1	$16.1	$7.9	$10.8	$9.5	$8.5	$21.8	$25.1	$21.9	$19.6
ELL & EGSL Combined	Process Heating	Industrial	$0.7	$1.1	$1.1	$1.1	$0.4	$0.6	$0.6	$0.6	$1.0	$1.4	$1.4	$1.4
ELL & EGSL Combined	Process Cooling and Refrigeration	Industrial	$0.9	$1.5	$1.5	$1.5	$0.5	$0.7	$0.7	$0.7	$1.4	$1.9	$1.9	$2.0
ELL & EGSL Combined	Facility HVAC	Industrial	$5.5	$5.5	$5.2	$5.0	$2.5	$2.5	$2.4	$2.3	$7.4	$7.3	$6.9	$6.6
ELL & EGSL Combined	Facility Lighting	Industrial	$4.5	$4.5	$4.1	$3.9	$2.0	$2.1	$2.0	$1.9	$5.8	$5.7	$5.3	$5.0
ELL & EGSL Combined	Other Process/Non-Process Use	Industrial	$3.2	$4.0	$4.1	$4.2	$1.6	$2.0	$2.0	$2.0	$4.4	$5.1	$5.2	$5.3
ELL & EGSL Combined	**Total DSM Portfolio**		**$122.9**	**$141.6**	**$151.9**	**$166.6**	**$63.9**	**$74.1**	**$80.1**	**$88.4**	**$311.1**	**$330.8**	**$363.1**	**$403.7**

DSM Benefit-Cost Ratios - ELL

			Reference Case				Low Case				High Case			
OpCo	**Program Name**	**Sector**	**TRC**	**PAC**	**RIM**	**PCT**	**TRC**	**PAC**	**RIM**	**PCT**	**TRC**	**PAC**	**RIM**	**PCT**
ELL	Residential Lighting & Appliances	Residential	1.8	2.9	0.7	4.2	1.7	3.1	0.7	4.1	1.4	1.6	0.6	4.4
ELL	Residential Home Audit & Retrofit	Residential	1.5	2.1	0.7	2.9	1.2	1.8	0.7	2.8	1.5	1.5	0.6	3.3
ELL	ENERGY STAR Air Conditioning	Residential	1.0	2.1	0.7	1.4	1.0	2.6	0.8	1.3	0.8	1.0	0.5	1.7
ELL	Appliance Recycling	Residential	1.2	1.7	0.6	4.3	1.0	1.3	0.5	4.3	1.4	1.8	0.6	4.4
ELL	Home Energy Use Benchmarking	Residential	1.2	1.2	0.4	3.5	1.5	1.5	0.4	3.5	1.0	1.0	0.4	3.5
ELL	Low-Income Weatherization	Residential	1.0	1.0	0.6	2.6	1.0	1.0	0.6	2.6	1.0	1.0	0.6	2.6
ELL	Efficient New Homes	Residential	0.8	1.5	0.7	1.2	0.7	1.4	0.7	1.0	0.8	1.3	0.7	1.3
ELL	Multifamily	Residential	1.7	1.9	0.5	4.8	1.1	1.2	0.4	4.8	1.0	1.0	0.4	4.8
ELL	Water Heating	Residential	1.2	1.5	0.5	2.9	1.0	1.8	0.5	2.5	1.2	1.2	0.5	3.1
ELL	Pool Pump	Residential	1.3	1.6	0.6	2.6	1.1	2.0	0.6	2.2	0.8	1.0	0.5	2.6
ELL	Direct Load Control	Residential	2.2	2.2	2.2	1.0	2.4	2.4	2.4	1.0	2.4	2.4	2.4	1.0
ELL	Dynamic Pricing	Residential	11.4	12.0	12.0	0.0	7.3	7.5	7.5	0.0	11.4	12.0	12.0	0.0
ELL	Commercial Prescriptive & Custom	Commercial	1.4	2.0	0.7	2.8	1.5	2.5	0.7	3.2	1.1	1.2	0.5	2.3
ELL	Small Business Solutions	Commercial	1.8	1.9	0.6	3.6	1.9	2.6	0.7	4.3	1.7	1.7	0.6	3.6
ELL	Non-Residential Dynamic Pricing	Commercial	5.6	12.6	12.6	0.0	3.9	6.3	6.3	0.0	5.6	12.6	12.6	0.0
ELL	RetroCommissioning	Commercial	1.2	1.4	0.5	6.4	0.8	1.0	0.4	6.1	1.4	1.6	0.5	6.6
ELL	Commercial New Construction	Commercial	1.9	3.8	0.7	3.2	1.7	3.5	0.7	3.1	1.5	1.9	0.6	3.6
ELL	Data Center	Commercial	1.5	2.1	0.6	3.6	1.1	1.8	0.5	3.3	1.6	1.9	0.6	3.8
ELL	Machine Drive	Industrial	3.9	2.7	0.8	48.5	4.8	3.8	0.9	46.9	3.2	2.2	0.8	49.6
ELL	Process Heating	Industrial	4.8	3.2	0.9	96.8	5.8	4.5	1.0	91.5	3.9	2.6	0.8	99.4
ELL	Process Cooling and Refrigeration	Industrial	3.3	2.6	0.8	16.0	3.9	3.6	0.9	17.6	2.7	2.1	0.8	15.1
ELL	Facility HVAC	Industrial	3.1	2.9	0.8	9.7	3.7	4.0	0.9	10.8	2.6	2.3	0.8	9.2
ELL	Facility Lighting	Industrial	3.6	3.0	0.9	14.6	4.4	4.2	0.9	16.0	3.0	2.4	0.8	14.2
ELL	Other Process/Non-Process Use	Industrial	3.8	3.1	0.9	17.7	4.6	4.3	0.9	19.9	3.1	2.5	0.8	17.0
ELL	**Total DSM Portfolio**		**1.8**	**2.3**	**0.8**	**3.0**	**1.9**	**2.7**	**0.8**	**3.2**	**1.4**	**1.5**	**0.6**	**2.6**

DSM Benefit-Cost Ratios - EGSL

			Reference Case				Low Case				High Case			
OpCo	**Program Name**	**Sector**	**TRC**	**PAC**	**RIM**	**PCT**	**TRC**	**PAC**	**RIM**	**PCT**	**TRC**	**PAC**	**RIM**	**PCT**
EGSL	Residential Lighting & Appliances	Residential	1.6	2.3	0.6	4.5	1.5	2.4	0.6	4.5	1.2	1.3	0.5	4.7
EGSL	Residential Home Audit & Retrofit	Residential	1.2	1.8	0.7	2.3	0.9	1.5	0.6	1.7	1.3	1.3	0.6	3.0
EGSL	ENERGY STAR Air Conditioning	Residential	1.1	2.3	0.7	1.5	1.0	2.7	0.8	1.4	0.8	1.0	0.5	1.9
EGSL	Appliance Recycling	Residential	1.3	1.7	0.6	4.3	1.1	1.4	0.5	4.3	1.4	1.8	0.6	4.4
EGSL	Home Energy Use Benchmarking	Residential	1.3	1.3	0.4	3.6	1.6	1.6	0.4	3.6	1.1	1.1	0.4	3.6
EGSL	Low-Income Weatherization	Residential	1.3	1.3	0.7	2.9	1.3	1.3	0.7	2.9	1.3	1.3	0.7	2.9
EGSL	Efficient New Homes	Residential	0.8	1.5	0.7	1.2	0.7	1.3	0.6	1.1	0.8	1.3	0.7	1.4
EGSL	Multifamily	Residential	1.7	1.9	0.5	4.8	1.1	1.2	0.4	4.8	1.0	1.0	0.4	4.8
EGSL	Water Heating	Residential	1.2	1.5	0.5	2.9	1.0	1.8	0.5	2.5	1.2	1.2	0.5	3.2
EGSL	Pool Pump	Residential	1.3	1.6	0.6	2.6	1.1	2.0	0.6	2.2	0.8	1.0	0.5	2.6
EGSL	Direct Load Control	Residential	2.3	2.3	2.3	1.0	2.4	2.4	2.4	1.0	2.4	2.4	2.4	1.0
EGSL	Dynamic Pricing	Residential	10.2	10.5	10.5	0.0	6.5	6.6	6.6	0.0	10.2	10.5	10.5	0.0
EGSL	Commercial Prescriptive & Custom	Commercial	1.4	2.0	0.7	2.8	1.4	2.3	0.7	3.2	1.1	1.2	0.6	2.3
EGSL	Small Business Solutions	Commercial	1.7	1.9	0.6	3.6	1.8	2.6	0.7	4.4	1.7	1.7	0.6	3.6
EGSL	Non-Residential Dynamic Pricing	Commercial	5.1	10.3	10.3	0.0	3.4	5.2	5.2	0.0	5.1	10.3	10.3	0.0
EGSL	RetroCommissioning	Commercial	1.2	1.5	0.5	6.5	0.8	1.0	0.4	6.2	1.4	1.6	0.5	6.6
EGSL	Commercial New Construction	Commercial	1.9	3.8	0.7	3.2	1.7	3.4	0.7	3.2	1.5	1.9	0.6	3.6
EGSL	Data Center	Commercial	1.5	2.1	0.6	3.6	1.7	3.8	0.6	3.3	1.4	1.7	0.5	3.8
EGSL	Machine Drive	Industrial	3.9	2.8	0.8	46.8	4.8	3.9	0.9	45.5	3.2	2.2	0.8	47.8
EGSL	Process Heating	Industrial	5.1	3.5	0.9	101.1	6.3	4.9	1.0	95.9	4.1	2.8	0.8	103.8
EGSL	Process Cooling and Refrigeration	Industrial	3.1	2.5	0.8	16.4	3.8	3.4	0.9	18.9	2.6	2.0	0.8	15.1
EGSL	Facility HVAC	Industrial	3.1	2.9	0.8	9.9	3.8	4.0	0.9	11.1	2.6	2.3	0.8	9.4
EGSL	Facility Lighting	Industrial	3.6	3.1	0.9	14.5	4.4	4.2	0.9	16.1	3.0	2.4	0.8	14.2
EGSL	Other Process/Non-Process Use	Industrial	3.8	3.1	0.9	18.1	4.7	4.3	0.9	20.6	3.1	2.5	0.8	17.6
EGSL	**Total DSM Portfolio**		**1.8**	**2.3**	**0.8**	**3.1**	**1.8**	**2.6**	**0.8**	**3.3**	**1.4**	**1.5**	**0.6**	**2.6**

DSM Benefit-Cost Ratios - ELL & EGSL Combined

			Reference Case				Low Case				High Case			
OpCo	**Program Name**	**Sector**	**TRC**	**PAC**	**RIM**	**PCT**	**TRC**	**PAC**	**RIM**	**PCT**	**TRC**	**PAC**	**RIM**	**PCT**
ELL&EGSL	Residential Lighting & Appliances	Residential	1.7	2.7	0.7	4.3	1.7	2.9	0.7	4.2	1.4	1.5	0.6	4.5
ELL&EGSL	Residential Home Audit & Retrofit	Residential	1.4	2.0	0.7	2.6	1.1	1.7	0.7	2.3	1.4	1.4	0.6	3.2
ELL&EGSL	ENERGY STAR Air Conditioning	Residential	1.0	2.2	0.7	1.4	1.0	2.6	0.8	1.3	0.8	1.0	0.5	1.8
ELL&EGSL	Appliance Recycling	Residential	1.2	1.7	0.6	4.3	1.1	1.4	0.5	4.3	1.4	1.8	0.6	4.4
ELL&EGSL	Home Energy Use Benchmarking	Residential	1.3	1.3	0.4	3.6	1.5	1.5	0.4	3.6	1.1	1.1	0.4	3.6
ELL&EGSL	Low-Income Weatherization	Residential	1.1	1.1	0.6	2.7	1.1	1.1	0.6	2.7	1.1	1.1	0.6	2.7
ELL&EGSL	Efficient New Homes	Residential	0.8	1.5	0.7	1.2	0.7	1.3	0.7	1.0	0.8	1.3	0.7	1.4
ELL&EGSL	Multifamily	Residential	1.7	1.9	0.5	4.8	1.1	1.2	0.4	4.8	1.0	1.0	0.4	4.8
ELL&EGSL	Water Heating	Residential	1.2	1.5	0.5	2.9	1.0	1.8	0.5	2.5	1.2	1.2	0.5	3.1
ELL&EGSL	Pool Pump	Residential	1.3	1.6	0.6	2.6	1.1	2.0	0.6	2.2	0.8	1.0	0.5	2.6
ELL&EGSL	Direct Load Control	Residential	2.3	2.3	2.3	1.0	2.4	2.4	2.4	1.0	2.4	2.4	2.4	1.0
ELL&EGSL	Dynamic Pricing	Residential	10.8	11.2	11.2	0.0	6.9	7.0	7.0	0.0	10.8	11.2	11.2	0.0
ELL&EGSL	Commercial Prescriptive & Custom	Commercial	1.4	2.0	0.7	2.8	1.5	2.4	0.7	3.2	1.1	1.2	0.5	2.3
ELL&EGSL	Small Business Solutions	Commercial	1.8	1.9	0.6	3.6	1.9	2.6	0.7	4.4	1.7	1.7	0.6	3.6
ELL&EGSL	Non-Residential Dynamic Pricing	Commercial	5.3	11.5	11.5	0.0	3.6	5.7	5.7	0.0	5.3	11.5	11.5	0.0
ELL&EGSL	RetroCommissioning	Commercial	1.2	1.4	0.5	6.4	0.8	1.0	0.4	6.2	1.4	1.6	0.5	6.6
ELL&EGSL	Commercial New Construction	Commercial	1.9	3.8	0.7	3.2	1.7	3.5	0.7	3.2	1.5	1.9	0.6	3.6
ELL&EGSL	Data Center	Commercial	1.5	2.1	0.6	3.6	1.4	2.4	0.6	3.3	1.5	1.8	0.5	3.8
ELL&EGSL	Machine Drive	Industrial	3.9	2.7	0.8	47.8	4.8	3.9	0.9	46.3	3.2	2.2	0.8	48.9
ELL&EGSL	Process Heating	Industrial	5.0	3.4	0.9	99.3	6.1	4.8	1.0	94.0	4.0	2.7	0.8	101.9
ELL&EGSL	Process Cooling and Refrigeration	Industrial	3.2	2.5	0.8	16.2	3.8	3.5	0.9	18.3	2.6	2.1	0.8	15.1
ELL&EGSL	Facility HVAC	Industrial	3.1	2.9	0.8	9.8	3.7	4.0	0.9	10.9	2.6	2.3	0.8	9.3
ELL&EGSL	Facility Lighting	Industrial	3.6	3.0	0.9	14.6	4.4	4.2	0.9	16.0	3.0	2.4	0.8	14.2
ELL&EGSL	Other Process/Non-Process Use	Industrial	3.8	3.1	0.9	17.9	4.7	4.3	0.9	20.2	3.1	2.5	0.8	17.3
ELL&EGSL	**Total DSM Portfolio**		**1.8**	**2.3**	**0.8**	**3.0**	**1.9**	**2.7**	**0.8**	**3.2**	**1.4**	**1.5**	**0.6**	**2.6**

Appendix E: Benchmarking Data

This Appendix shows data used for benchmarking incremental electric savings impacts. The table includes data from programs in the South. It includes the program administrator, the program year, the state in which the administrator operates, and the total reported incremental (annual) program savings for that year as a % of electric sales. The data is sorted from highest savings % to lowest.

	Program Administrator	Year	State	Incremental Savings as % of Sales
1	Tennessee Valley Authority - MS	2011	MS	1.26%
2	Austin Energy	2011	TX	0.91%
3	Austin Energy	2012	TX	0.80%
4	Tennessee Valley Authority - MS	2012	MS	0.76%
5	Gulf Power Co.	2012	FL	0.76%
6	Austin Energy	2010	TX	0.74%
7	Duke Energy Carolinas	2010	NC	0.68%
8	Duke Energy - SC	2010	SC	0.66%
9	JEA	2012	FL	0.66%
10	Duke Energy Carolinas	2011	NC	0.63%
11	Duke Energy - SC	2011	SC	0.63%
12	South Carolina Electric & Gas	2012	SC	0.57%
13	JEA	2011	FL	0.57%
14	CPS Energy	2012	TX	0.55%
15	Duke Energy - SC	2012	SC	0.52%
16	Duke Energy Carolinas	2012	NC	0.51%
17	Progress Energy Carolinas	2012	NC	0.44%
18	City of Tallahassee	2010	FL	0.44%
19	AEP - Southwestern Electric Power Co.	2012	AR	0.44%
20	AEP - PSO - OK	2012	OK	0.42%
21	City of Tallahassee	2011	FL	0.40%
22	South Carolina Electric & Gas	2011	SC	0.40%
23	Gulf Power Co.	2011	FL	0.38%
24	Oklahoma Gas & Electric - AR	2011	AR	0.38%
25	El Paso Electric - TX	2011	TX	0.36%
26	Oklahoma Gas & Electric - OK	2010	OK	0.35%
27	Progress Energy Carolinas	2011	NC	0.35%
28	El Paso Electric - TX	2012	TX	0.35%
29	El Paso Electric - TX	2010	TX	0.34%
30	CPS Energy	2011	TX	0.34%

	Program Administrator	Year	State	Incremental Savings as % of Sales
31	Tampa Electric	2012	FL	0.31%
32	AEP - PSO - OK	2011	OK	0.31%
33	Progress Energy Florida	2012	FL	0.30%
34	Progress Energy Florida	2010	FL	0.30%
35	Oklahoma Gas & Electric - AR	2012	AR	0.30%
36	Xcel Energy - Texas	2011	TX	0.30%
37	Progress Energy Florida	2011	FL	0.30%
38	CPS Energy	2010	TX	0.29%
39	Progress Energy Carolinas - SC	2011	SC	0.29%
40	Progress Energy Carolinas - SC	2012	SC	0.28%
41	Tampa Electric	2011	FL	0.28%
42	Progress Energy Carolinas	2010	NC	0.28%
43	City of Tallahassee	2012	FL	0.28%
44	Georgia Power Co.	2012	GA	0.28%
45	AEP - Southwestern Electric Power Co.	2011	AR	0.26%
46	AEP - Southwestern Electric Power Co.	2010	AR	0.26%
47	Oklahoma Gas & Electric - OK	2011	OK	0.26%
48	Xcel Energy - Texas	2012	TX	0.25%
49	Xcel Energy - Texas	2010	TX	0.25%
50	Tennessee Valley Authority - MS	2010	MS	0.25%
51	Oklahoma Gas & Electric - AR	2010	AR	0.24%
52	Florida Power & Light	2011	FL	0.23%
53	JEA	2010	FL	0.21%
54	Progress Energy Carolinas - SC	2010	SC	0.21%
55	Entergy Texas	2012	TX	0.21%
56	Oklahoma Gas & Electric - OK	2012	OK	0.21%
57	AEP - PSO - OK	2010	OK	0.20%
58	Entergy Arkansas	2010	AR	0.20%
59	Entergy Arkansas	2011	AR	0.19%
60	Florida Power & Light	2012	FL	0.19%
61	Florida Power & Light	2010	FL	0.18%
62	Entergy Texas	2010	TX	0.18%
63	Tampa Electric	2010	FL	0.17%
64	Georgia Power Co.	2011	GA	0.16%
65	Mississippi Power Company	2010	MS	0.16%
66	Mississippi Power Company	2011	MS	0.15%
67	Santee Cooper	2011	SC	0.15%
68	Dominion	2011	VA	0.14%
69	Entergy Texas	2011	TX	0.13%

	Program Administrator	Year	State	Incremental Savings as % of Sales
70	Entergy Arkansas	2012	AR	0.12%
71	Santee Cooper	2010	SC	0.12%
72	Santee Cooper	2012	SC	0.12%
73	Gulf Power Co.	2010	FL	0.07%
74	Georgia Power Co.	2010	GA	0.04%
75	Dominion	2012	VA	0.03%
76	Alabama Power Company	2012	AL	0.03%

Source: U.S. EIA Form 861 data for 2010, 2011, and 2012

Appendix F: Avoided Costs

Cost type	Sector	Unit	Base Year (2014)	Year 5 (2019)	Year 10 (2024)	Year 15 (2029)	Year 20 (2034)
EGSL							
Avoided	All	kWh	$0.04	$0.05	$0.06	$0.07	$0.08
Avoided	All	kW	$24	$45	$154	$170	$189
Avoided	All	therm	$0.39	$0.52	$0.62	$0.76	$0.98
ELL							
Avoided	All	kWh	$0.04	$0.05	$0.06	$0.07	$0.08
Avoided	All	kW	$24	$45	$152	$169	$187
Avoided	All	therm	$0.39	$0.52	$0.62	$0.76	$0.98

Discount rate: 6.6%

Note: Avoided costs reflect average values in Real 2014 dollars.

Source: Entergy SPO

BEFORE THE

LOUISIANA PUBLIC SERVICE COMMISSION

2015 INTEGRATED RESOURCE PLANNING ("IRP") PROCESS FOR ENTERGY LOUISIANA, LLC AND ENTERGY GULF STATES LOUISIANA, L.L.C. PURSUANT TO GENERAL ORDER APRIL 20, 2012.	**))))))**	**DOCKET NO. I-33014**

2015 LA IRP MACRO INPUTS

INTENTIONALLY OMITTED
HIGHLY SENSITIVE PROTECTED MATERIAL

November 3, 2014